



# FAIRFAX

**SMALL TOWN, BIG HEART**



**Fiscal Year 2022 Annual Report**

**July 1, 2022 to June 30, 2022**

---

This year's Town Report is dedicated to Newton Garland. Having built his A-Frame house in 1971 on land situated between Chaffee and Shepardson Hollow Roads with the help of family, friends, and neighbors, Mr. Garland served as a steward of the land for over 50 years, creating a trail network which he has informally shared with the community. An avid outdoorsman, he has volunteered on trail improvement projects throughout the U.S., served his country in the U.S. Navy, and had a career as an engineer with General Electric Co. He recently granted a conservation easement on his property to the Vermont Land Trust to protect it and ensure public access. In FY22, Mr. Garland presented his offer to donate the land to the Town pending the subdivision of the A-Frame from the remaining acreage. The Town is happy to announce that this will become Fairfax's latest park in 2023 and will be known as the Garland Park for many future generations to enjoy.



---

Town Report Cover: Official Fairfax Town Logo  
Adopted by the Selectboard January 23, 2023.  
Created by Brian Mullins.

---

*Newt Garland pictured with his grandson Jason on his property.*

---

# FAIRFAX, VERMONT ANNUAL REPORT

## Table of Contents

---

### Town of Fairfax

Directory	2
Notice of Town Meeting	9
Town Meeting Warning	10
FY24 Budget	12
FY23 Town Meeting Informational Meeting Minutes	21
Selectboard's Report	28
Town Manager's Report	29
Town Clerk's and Treasurer's Report	30
Yearly Notices (Births, Weddings, & Deaths)	32
Assessor's Report	35
Auditor's Report	37
Cemetery Commission's Report	40
Community Library's Report	42
Development Review Board's Report	44
Emergency Management's Report	45
Fire Department's Report	46
Parks & Recreation's Report	48
Planning Commission's Report	49
Public Work's Report	51
Utility Department's Report	53
Zoning Department's Report	56
Reports of Local, County, and State Agencies and Organizations	58
Fairfax Rescue	59
Franklin County Industrial Development Corporation	61
Franklin County Sheriff's Office	62
Northwest Regional Planning Commission	64
Vermont Department of Health	65
Vermont State Police	66
Reports of Social Service Agencies	68

### Bellow Free Academy Fairfax School District

Fairfax School District Meeting Warning	81
FY23 Fairfax School District Meeting Informational Meeting Minutes	82
BFA Board of Directors' Report	84
BFA Auditor's Report	87
BFA FY24 Budget	88
Fairfax School District Treasurer's Report	95
Franklin West Supervisory Union Report	96
Franklin West Supervisory Union Auditor's Report	98
Franklin West Supervisory Union FY24 Budget	99

---



# Directory

---



*Photo Courtesy of Marianne Green*

**DIRECTORY**  
www.fairfax-vt.gov

<b><u>Town Offices</u></b>	<b>802-849-6111</b>	<b><u>Police &amp; Rescue</u></b>	<b>911</b>
Sarah Hadd, Town Manager	x16	Fairfax Rescue	802-849-2773
Pat McNall, Assessor	x19	Michael Wheeler, President	
Danielle Rothy, Parks & Recreation	x20	Franklin Co. Sheriff's Office	802-524-2121
Amy Sears, Interim Town Treasurer	x11		
Lynn Parah, Town Clerk	x10	Vermont State Police	802-524-5993
Amy Sears, Utility	x15	Lt. Jerry Partin, St. Albans	
Amber Soter, Zoning	x12	Barracks Station Commander	
<b><u>Fire Department</u></b>	<b>911</b>	<b><u>Fairfax Schools</u></b>	
Micah Genzlinger, Chief	802-849-6075	BFA Elementary	802-849-2222
Health Officer & Deputy Fire Warden		Tom Walsh, Principal	
		Heather Baron, Interim Principal	802-849-6711
<b><u>Fairfax Community Library</u></b>	<b>802-849-2420</b>	Justin Brown, Pricipal	
Emily DiGiulio, Public Library Director		BFA High School	802-849-6711
Sue Wade, Interim Public Library Director		Elizabeth Noonan, Principal	
Elizabeth LaRosa, Public Library Asst.			
Noelle Letteri, Public Library Circ. Asst.		<b><u>Other Helpful Numbers</u></b>	
Joy Mercer, School Librarian		Post Office	802-849-6960
Penny Aceto, School Asst. Librarian		Cemetery (plots)	
Maegan Garrett, School Asst. Librarian		Sally Sweet, Commmissioner	802-849-6313
		Duane Leach, Fire Warden	802-849-6174
<b><u>Department of Public Works</u></b>	<b>802-849-6377</b>	Dustin Snyder, Game Warden	802-279-9275
Tim Germaine, Supervisor		Steven Bessette, Emergency	
Brody Hamel, DPW Crew		Management Coordinator	802-309-0891
Leon Kinsley, DPW Crew			
Pat Pigeon, DPW Crew		<b><u>Animal Control</u></b>	
Jared Quick, DPW Crew		Bill Stylges, Animal Control Officer	
		Home	802-849-6268
<b><u>Wastewater Plant</u></b>	<b>802-849-6033</b>	Cell	802-393-2903
Randy Devine, Superintendent			
Paul Langelier, Asst.			

**Business Hours****2023****Meetings****Town Offices**

Monday - Friday 9AM to 4PM

**Library**

Monday, Wednesday, &amp; Friday 10AM to 5:30PM

Tuesday &amp; Thursday 9AM to 7PM

Saturday 9AM to 1PM

**Fire**

24 hrs.

**Important Dates**

Election Article Petitions Due 47 Days Prior to Election

Election Nominating Petitions Due Last Monday in January

Tax Installments February, May, August, &amp; November

Town &amp; School Informational Meeting February 26th

Town Meeting March 1st

Dog Licenses Due April 1st

Taxes Due May 16th

Household Hazardous Waste Days April 15th &amp; September 16th

**Town Office Observed Holidays**

New Year's Day

Martin Luther King Day

Memorial Day

Juneteenth

Independence Day

Labor Day

Veterans Day

Thanksgiving

Christmas Eve

Christmas

New Year's Eve

**Fairfax Selectboard**

12 Buck Hollow Rd.

1st &amp; 3rd Mondays 7PM

Live Broadcast: <https://lcatv.org/live-stream-3>**Fairfax School Board**

75 Hunt St.

2nd Monday 6:30PM

**BFA Board of Trustees**

75 Hunt St.

As Needed

**Board of Civil Authority**

As Needed

**Cemetery Commission**

As Needed

**Development Review Board**

12 Buck Hollow Rd.

2nd &amp; 4th Tuesdays 7PM

**Library Board of Trustees**

75 Hunt St.

3rd Tuesday Alternating Months

**Planning Commission**

12 Buck Hollow Rd.

1st &amp; 3rd Tuesdays 7PM

Town Meeting Agendas &amp; Minutes

[www.fairfax-vt.gov](http://www.fairfax-vt.gov)

School Meeting Agendas &amp; Minutes

[www.fwsu.org/bfa-fairfax-board](http://www.fwsu.org/bfa-fairfax-board)

Elected Officers	Term Expiration	Elected Officers	Term Expiration
<u>Senators</u>		<u>Selectboard</u>	
Irene Wrenner	2024	Steve Cormier, Chair	2023
		Stephen Bessette	2023
<u>Legislators</u>		Randy DeVine	2025
Ashley Bartley	2024	Duane Leach	2024
Carolyn Branagan	2024	Alan Maynard	2024
<u>Moderator (Town &amp; School)</u>		<u>School Board</u>	
Roberta Rodimer	2023	Scott Mitchell, Chair	2024
		Emily Aiken	2024
<u>Delinquent Tax Collector</u>		Matthew Hogan	2023
Johanna Blake	2024	Megan Maddocks	2023
		Tamara Revoir	2025
<u>Cemetery Commission</u>		<u>BFA Trustees</u>	
Sally Sweet, Chair	2025	Lauri Fisher	2027
Lucien Hayes	2026	Aaron Minor	2024
Trevor Howard	2025	John Mitchell	2025
Vacant	2027	Patti Bellows Smith	2026
Vacant	2028	Sally Sweet	2026
<u>Library Trustees</u>		<u>Justices of the Peace</u>	
Lisa Griswold, Chair	2025	Judy Cleary	2027
Ashley Bartley	2024	Marjorie Ellsworth	2027
Elizabeth Griffin	2023	Julie Filiberti	2027
Ellen Holmes-Henry	2024	Peter Fitzgerald	2027
Carol Vallett	2023	Greg Hartman	2027
		Robert Horr	2027
		Joy Mercier	2027
		Donna Meunier	2027
		James Minor	2027
		Susan Mitchell	2027
		Mary Kay Raymond	2027
		Thomas Snyder	2027



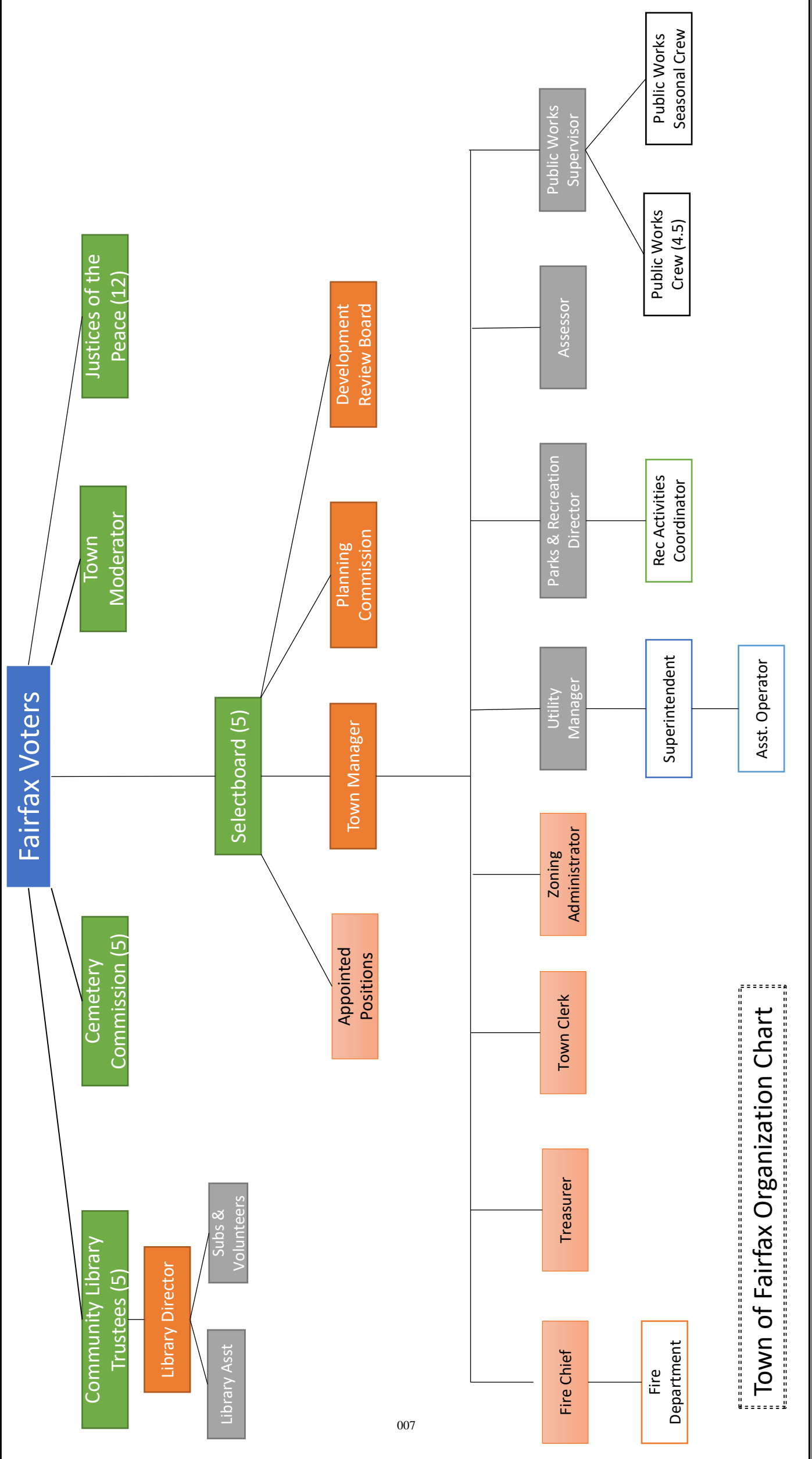
Appointed Positions	Term Expiration	Appointed Positions	Term Expiration
<u>Development Review Board (4yr terms)</u>		<u>Planning Commission (4yr terms)</u>	
Jason Heyer, Chair	April 1, 2023	W. Greg Heyer, Chair	April 1, 2023
Michelle Dufresne	April 1, 2025	Jeffrey Bartley	April 1, 2024
Adam Fitzgerald	April 1, 2023	Jolie Frechette	April 1, 2024
Nick Hibbard	April 1, 2024	Kevin Riordan	April 1, 2023
Claude Rainville	April 1, 2025	Richard Wimble	April 1, 2024
Hunter Gomez, Alternate	April 1, 2024		
<u>Regional Planning Commission</u>		<u>NRPC Transporation Advisory Committee</u>	
Sarah Hadd	April 1, 2023	Tim Germain	April 1, 2023
Amber Soter	April 1, 2023		
<u>Emergency Management</u>		<u>Constable</u>	
Stephen Bessette, Coordinator	April 1, 2023	Vacant	April 1, 2023
<u>Animal Control</u>		<u>Communication Union District</u>	
Bill Stylges	April 1, 2023	David Stanley	April 1, 2023
		Scott Mitchell	April 1, 2023
<u>Tree Warden</u>		<u>Student Representatives</u>	
Tim Germain	April 1, 2023	Molly Dearborn, Selectboard	April 1, 2023
Doug Reaves, Deputy	April 1, 2023		
<u>Fire Warden (5yr terms)</u>		<u>Health Officer</u>	
Duane Leach	April 1, 2026	Micah Genzlinger	November 1, 2025
David Raymond, Deputy	April 1, 2026		
<u>Town Auditors (contracted)</u>			
A. M. Peisch & Company LLC	June 20, 2025		

## Civic Organizations

4-H Club High Hopes	1-800-571-0668
Age Well & Meals on Wheels	agewellvt.org or 1-800-642-5119
Boy Scouts of America Troop 853	facebook.com/Toop-853-141810148500119/
Fairfax Community Theatre Company	fctcvr.wordpress.com
Fairfax Food Shelf	802-840-6588
Fairfax Historical Society	facebook.com/FairfaxVTHistory/
Fairfax Fletcher Soccer Club	fairfaxfletchersoccerclub.org
Fairfax Fletcher Westford Little League	ffwll.net
Fairfax Fletcher Youth Basketball	ffyball.com
Fairfax Neighbors for Racial Equity	fairfaxneighbors4racialequity@gmail.com
Fairfax Rescue	fairfaxrescue.org or 802-849-2773
Fairfax United Lacrosse	fairfaxunited.com
Girl Scouts of America Troops 51776, 58804, & 59500	mygs.girlscouts.org
Patriots Youth Football	fairfaxpatriots.org

## Fees

Certified Copy of Vital Record	\$10
Document Recording (per page)	\$15
Dog License for Spay /Neutered	\$11
Dog License for Not Spayed / Neutered	\$13
Dog License for Spay /Neutered after April 1st	\$13
Dog License for Not Spayed / Neutered after April 1st	\$15
Green Mountain Senior Passport	Free
Liquor License 1st class	\$115
Liquor License 2nd class	\$70
Marriage License	\$60
Mobile Vendor Permit	\$100
Overweight Vehicle Permit	\$5 per vehicle or \$10 per fleet
Special Event Permit	\$100



# Town Meeting 2023 Information

---



*Photo Courtesy of Travis Perrotte*

# NOTICE TO VOTERS

## For Local Elections

### BEFORE ELECTION DAY:

**CHECKLIST POSTED** at Clerks Office by February 5, 2023. If your name is not on the checklist, then you must register to vote. **SAMPLE BALLOTS** will be posted by February 15, 2023.

**HOW TO REGISTER TO VOTE:** There is no deadline to register to vote. You will be able to register to vote on the day of the election. You can register prior by visiting the town clerk's office or going online to **olvr.vermont.gov**.

**REQUEST EARLY or ABSENTEE BALLOTS:** You or a family member can request early or absentee ballots at any time during the year of the election in person, in writing, by telephone, email, or online at [mvp.sec.state.vt.us](http://mvp.sec.state.vt.us). The latest you can request ballots for the ANNUAL FAIRFAX TOWN & SCHOOL DISTRICT Election is the close of the Town Clerk's office on March 3, 2023. (Any other person authorized by you who is not a family member must apply in writing or in person for a ballot for you.)

### **WAYS TO VOTE YOUR EARLY BALLOT:**

- You may vote in the town clerk's office before the deadline.
- Voter may take his or her ballot(s) out of the clerk's office and return in same manner as if the ballots were received by mail.
- Have ballot mailed to you, and mail or deliver it back to the clerk's office before Election Day or to the polling place before 7:00 p.m. on Election Day.
- If you are sick or disabled before Election Day, ask the town clerk to have two justices of the peace bring a ballot to you at your home. (Ballots can be delivered on any of the eight days preceding the day of the election or on the day of election.)

### ON ELECTION DAY:

**If your name was dropped from the checklist in error or** has not been added even though you submitted a timely application for addition to the checklist, you can fill out a new registration form.

! If the clerk or Board of Civil Authority does not add your name, you can appeal the decision to a superior court judge, who will settle the matter on Election Day. Call the Secretary of State's Office at 1-800-439-VOTE (439-8683) for more information.

**If you are a first-time voter who submitted your application to the checklist individually by mail and did not submit the required document,** you must provide a current and valid photo identification, or a bank statement, utility bill, or government document that contains your name/current address.

**If you have physical disabilities,** are visually impaired or can't read, you may have assistance from any person of your choice. If any voters, you know have disabilities let them know they can have assistance from any person of their choice.

**If you know voters who cannot get from the car into the polling place** let them know that ballot(s) may be brought to their car by two election officials.

**If you have any questions or need assistance while voting, ask your town clerk or any election official for help.**

### **NO PERSON SHALL:**

- ! Vote more than once per election, either in the same town or in different towns.
- ! Mislead the board of civil authority about your own or another person's true residency or other eligibility to vote.
- ! Hinder or impede a voter going into or from the polling place.
- ! Socialize in a manner that could disturb other voters in the polling place.
- ! Offer bribe, threaten or exercise undue influence to dictate or control the vote of another person.

**FOR HELP OR INFORMATION: Call the Secretary of State's Office at 1-800-439-VOTE (439-8683). (Accessible by TDD)**

**If you believe that any of your voting rights have been violated,** you may file an Administrative Complaint with the Secretary of State's Office, 128 State Street, Montpelier, VT 05633.

**If you believe you have witnessed efforts to commit any kind of fraud or corruption in the voting process,** you may report this to your local United States Attorney's Office.

**If you have witnessed actual or attempted acts of discrimination or intimidation in the voting process,** you may report this to the Civil Rights Division of the United States Department of Justice at (800) 253-3931.

## INSTRUCTIONS FOR VOTERS using Vote Tabulator Ballots

### **CHECK-IN AND RECEIVE BALLOTS:**

- Go to the entrance checklist table.
- Give name and, if asked, street address to the election official in a loud voice.
- Wait until your name is repeated and checked off by the official.
- An election official will give you a ballot.
- Enter within the guardrail and go to a vacant voting booth.

**MARK YOUR BALLOT:** For each office listed on the ballot, you will see instructions to "Vote for not more than one, or Vote for not more than two, etc."

- To vote for a candidate, fill in the oval to the right of the name of the candidate you want to vote for.
- WRITE-IN candidate(s). To vote for someone whose name is not printed on the ballot, use the blank "write-in" lines on the ballot and either write-in the name or paste on sticker, then fill in the oval.

### **CHECK OUT:**

- Go to the exit checklist table and state your name in an audible voice.
- Wait until your name is repeated and checked off by the official.

**CAST YOUR VOTE** by depositing your voted ballot into the vote tabulating machine.

**LEAVE** the voting area immediately by passing outside the guardrail.



## WARNING TOWN OF FAIRFAX, VT 2023 ANNUAL TOWN MEETING

The inhabitants of the Town of Fairfax who are voters in the ANNUAL TOWN MEETING are hereby warned and notified to meet in the Elementary Gymnasium of Bellows Free Academy, 75 Hunt Street, Fairfax on Saturday, March 4, 2023 immediately following the School Meeting for the purpose of voting on or transacting such business not involving voting by Australian Ballot and for a presentation and public hearing on the proposed Town Budget and presentation and discussion of Articles 1 through 6 which shall be voted upon on March 7, 2023 by Australian ballot.

Articles 1 through 6 are to be voted upon using the official Australian ballot. The polls will be open on Tuesday, March 7, 2023 at 7:00 a.m. to 7:00 p.m. at Bellows Free Academy, 75 Hunt Street, Fairfax, VT.

ARTICLE 1 To elect all Fairfax Town Officers required by law:

Town Moderator	One Year Term
Selectperson	Two Year Term
Selectperson	Three Year Term
Community Library Trustee	Three Year Term
Community Library Trustee	Three Year Term
Cemetery Commissioner	Five Year Term
Cemetery Commissioner	Five Year Term

ARTICLE 2 Shall the voters of the Town of Fairfax approve the FY24 Budget, as recommended by the Selectboard, of \$4,146,960 of which \$3,005,149 is to be raised by taxes, \$779,686 by fees associated with the trash contract, and \$362,125 by non-tax revenue?

ARTICLE 3 Shall the voters of the Town of Fairfax establish a reserve fund, to be called the Capital Reserve Fund, to be used for capital projects in accordance with 24 V.S.A. § 2804, and to be funded annually for a period of five years at \$.035 per dollar of the grant list?

ARTICLE 4 Shall the voters of the Town of Fairfax exempt from the payment of property taxes, pursuant to 32 V.S.A. §3840, the real estate of Fairfax Rescue, for a period of five years?

ARTICLE 5 Shall the voters of the Town of Fairfax authorize \$123,000 in expenditures to be raised by taxes in support of Fairfax Rescue's operation expenses for emergency medical services coverage?

ARTICLE 6 Shall the voters of the Town of Fairfax appropriate a total of \$23,888.45 to the following social service agencies, pursuant to 24 V.S.A. §2691?

Age Well	\$	2,000
American Red Cross	\$	500
Fairfax Cemetery Association	\$	250
Fairfax Historical Society	\$	2,000
Fairfax Plains Cemetery Association	\$	250
Franklin County Home Health	\$	8,998
Franklin County Industrial Development	\$	500
Franklin Grand Isle Restorative Justice Ctr	\$	1,000
Friends of Northern Lake Champlain	\$	300

Green Mt Transit	\$	2,340.45
Northwestern Counseling & Support Services	\$	1,800
Northwest Unit for Special Investigations	\$	1,000
VT Adult Learning	\$	350
VT Association for the Blind	\$	300
VT Association for Independent Living	\$	500
VT Family Network	\$	500
Vermont Green Up Inc.	\$	300
Voices Against Violence	\$	1,000
TOTAL:	\$	23,888.45

ARTICLE 7      Shall the voters of the Town of Fairfax authorize the Treasurer, pursuant to 32 V.S.A. § 4791, to collect taxes?


ARTICLE 8      Shall the voters of the Town of Fairfax act on any other business?


ARTICLE 9      Shall the Town Meeting be adjourned?


Dated at Fairfax, County of Franklin, State of Vermont, this 23rd day of January 2023.


  
Steve Cormier, Chair

  
Alan Maynard, Vice Chair

  
Duane Leach

  
Randy DeVine

  
Stephen Bessette

  
Attest: Lynn Parah, Town Clerk

## FAIRFAX, VERMONT ANNUAL REPORT

### Municipal Budget Overview

---

The municipal budget provides for highway operations and maintenance, fire service, parks and recreation, the community library, and other municipal services that include vital records, elections, zoning, and cemeteries. The Town of Fairfax also contracts for various services such as policing, information technology, and auditing. These fixed contracts and county taxes are part of the intergovernmental expenses of the Town. The Town of Fairfax pays for municipal expenses through property taxes and other revenues such as fee for service, permits, recording fees, program fees and grants. Trash service is contracted by the Town and paid for by a fee separate from property taxes. Beginning in FY24, fire equipment and facilities are funded through the fire capital reserve fund established at Town Meeting 2022 instead of the annual municipal budget.

The fiscal year 2024 budget (July 1<sup>st</sup> to June 30<sup>th</sup>) addresses increased fuel, salt, and supply costs while attempting to minimize costs to the taxpayers. Highlights of the proposed budget are as follows:

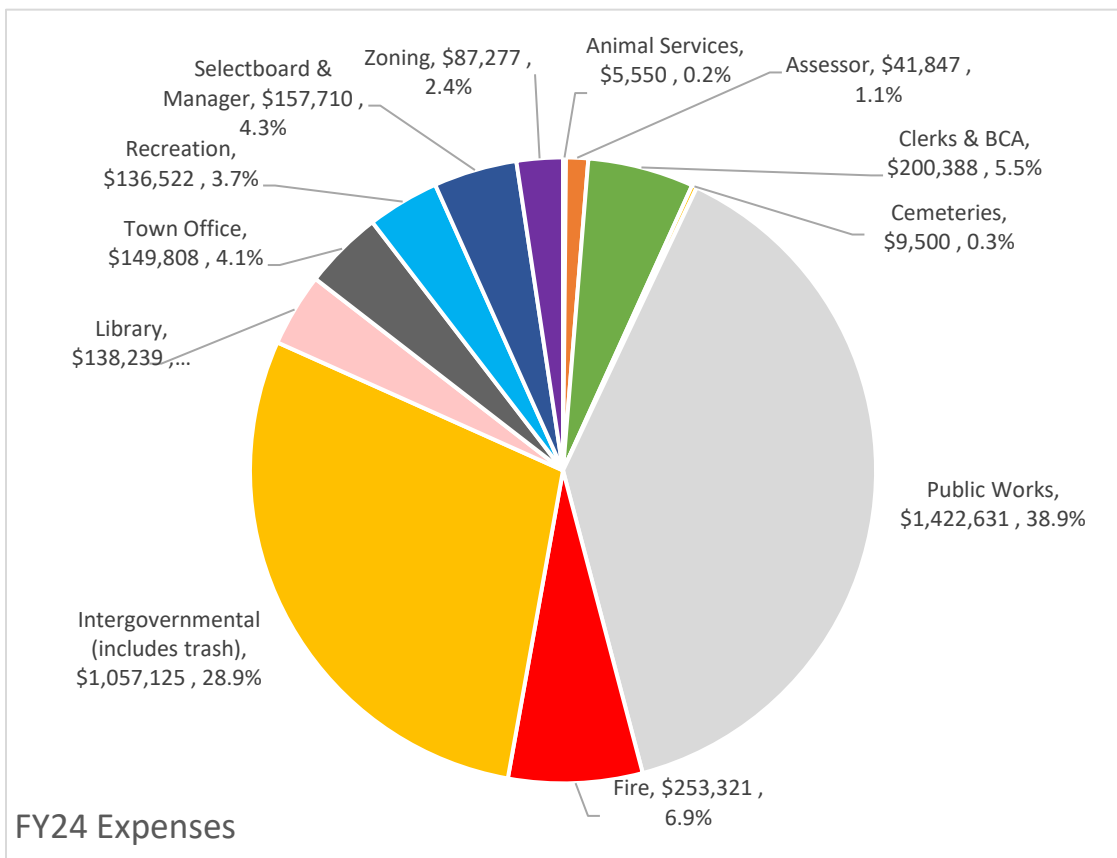
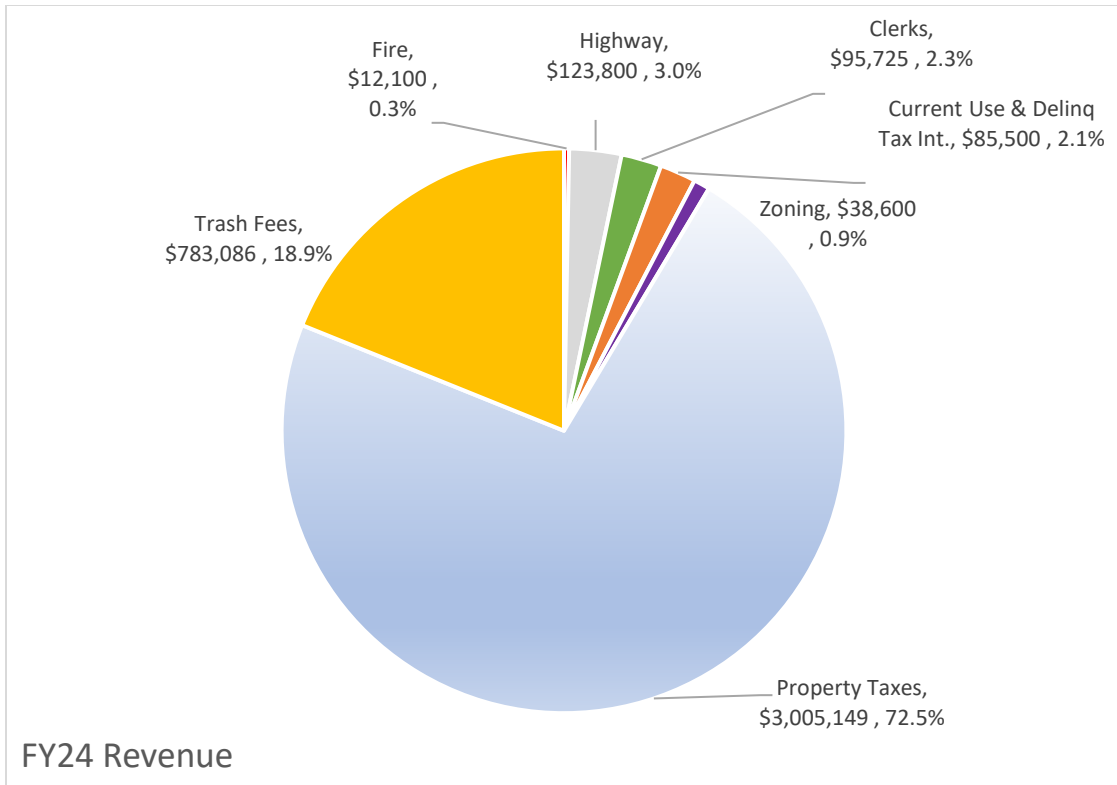
- Increases administrative support within the Clerk's and Treasurer's Office;
- Merges Emergency Management into Fire;
- Moves operating supplies and postage into Office expenses;
- Increases DPW equipment to cover existing debt and excavator rental or lease;
- Moves DPW special highway projects from the annual budget into a separate article;

Article 3 proposes to create a capital project reserve fund for bridges, paving, and other infrastructure and facility improvements. Capital projects would be defined in the Town's Capital Budget and Program that is adopted by the Selectboard each year with input from the Planning Commission. This five-year funding authorization request would be used to leverage grants to tackle larger DPW projects that can take multiple years to plan and construct such as the Rood Mill bridge replacement. Annual municipal budgets do not allow special project funds to be accumulated and saved over multiple years whereas a reserve fund would.

Article 4 would continue to exempt Fairfax Rescue from payment of property taxes.

The proposed fiscal year 2024 budget shows the proposed social service expenditure details, and proposed Fairfax Rescue cost for funding history although these are voted on as separate articles. For the cost of articles, please see the budget summary. The following two charts show proposed municipal budget revenue and expenses including trash services.

---



## FAIRFAX, VERMONT ANNUAL REPORT FY24 Budget Summary

---

FY24 BUDGET \$4,146,960	
Expenses*	\$ 3,377,274
Non- Tax Revenues	\$ (362,125)
Trash Expense	\$ (779,686)
Property Taxes to Be Collected	\$ 3,005,149

*\* Does not include items in Articles 3-6 to be voted on by Australian ballot.*



*Photo courtesy of Ann Neidlinger*



<u>Account</u>	<u>Name</u>	<u>FY 22 Budget</u>	<u>FY22 Actual</u>	<u>FY23 Budget</u>	<u>FY24 Proposed</u>	<u>Change FY23 to FY24</u>
	<b>REVENUE</b>					
100-6-00-100.005	Animal Control Licenses	\$ 3,000	\$ 3,321	\$ 4,000	\$ 3,500	
<b>Total Animal Control</b>		<b>\$ 3,000</b>	<b>\$ 3,321</b>	<b>\$ 4,000</b>	<b>\$ 3,500</b>	
100-6-00-105.000	Delinquent Tax Interest	\$ 14,000	\$ 14,297	\$ 13,000	\$ 13,000	
<b>Total Delinquent Tax Interest</b>		<b>\$ 14,000</b>	<b>\$ 14,297</b>	<b>\$ 13,000</b>	<b>\$ 13,000</b>	
100-6-00-115.005	Fire Department Income	\$ 2,100	\$ 25,000	\$ 2,100	\$ 2,100	
100-6-00-115.010	Fletcher Fire Retainer Fee	\$ 10,000	\$ 10,000	\$ 10,000	\$ 10,000	
<b>Total Fire Department Income</b>		<b>\$ 12,100</b>	<b>\$ 35,000</b>	<b>\$ 12,100</b>	<b>\$ 12,100</b>	
100-6-00-120.010	Highway State Aid	\$ 123,500	\$ 142,214	\$ 123,500	\$ 123,500	
100-6-00-120.050	Hwy Access Permit	\$ 300	\$ 125	\$ 300	\$ 300	
<b>Total Highway Income</b>		<b>\$ 123,800</b>	<b>\$ 157,339</b>	<b>\$ 123,800</b>	<b>\$ 123,800</b>	
100-6-00-130.005	2nd Class Licenses	\$ 650	\$ 580	\$ 550	\$ 550	
100-6-00-130.010	Cemeteries Income	\$ 200	\$ 240	\$ 450	\$ 400	
100-6-00-130.012	Land Use Change Tax	\$ -	\$ 2,015	\$ -	\$ -	
100-6-00-130.030	Pilot Program	\$ 25	\$ 23	\$ 25	\$ 25	
100-6-00-130.000	School Treasurer	\$ 7,000	\$ 7,000	\$ 7,000	\$ 7,000	
100-6-00-130.045	Non Budgeted Revenue	\$ -	\$ 8,792	\$ -	\$ -	
<b>Total Miscellaneous</b>		<b>\$ 7,875</b>	<b>\$ 18,651</b>	<b>\$ 8,025</b>	<b>\$ 7,975</b>	
100-6-00-140.005	Copies	\$ 20,000	\$ 31,187	\$ 28,000	\$ 27,500	
100-6-00-140.010	Fines Civil	\$ 3,000	\$ 3,065	\$ 3,000	\$ 3,000	
100-6-00-140.015	Hazardous Waste	\$ 3,409	\$ 3,409	\$ 3,400	\$ 3,400	
100-6-00-140.020	Hold Harmless	\$ 78,000	\$ 79,932	\$ 72,000	\$ 72,000	
100-6-00-140.025	Recordings	\$ 60,000	\$ 62,722	\$ 60,000	\$ 55,000	
100-6-00-140.028	Trash Bag Stickers Act 14	\$ -	\$ 33	\$ -	\$ -	
100-6-00-140.030	Vehicle Registrations	\$ 100	\$ 45	\$ 50	\$ 50	
100-6-00-140.035	Weight Permit	\$ 900	\$ 960	\$ 900	\$ 900	
	Other Permits				\$ 500	
<b>Total Other Receipts</b>		<b>\$ 165,409</b>	<b>\$ 181,353</b>	<b>\$ 167,350</b>	<b>\$ 162,350</b>	
100-6-00-150.010	Zoning Permits	\$ 40,000	\$ 37,868	\$ 30,000	\$ 30,000	
100-6-00-150.015	Zoning Compliance	\$ 3,000	\$ 4,670	\$ 3,000	\$ 3,000	
100-6-00-150.020	Zoning Hearings	\$ 5,500	\$ 7,020	\$ 5,500	\$ 5,500	
	911 Signs				\$ 100	
<b>Total Zoning</b>		<b>\$ 48,500</b>	<b>\$ 49,558</b>	<b>\$ 38,500</b>	<b>\$ 38,600</b>	
100-6-00-160.025	Marriage License	\$ 300	\$ 360	\$ 300	\$ 300	
<b>Total Taxes Fees Grants &amp; Lic.</b>		<b>\$ 300</b>	<b>\$ 360</b>	<b>\$ 300</b>	<b>\$ 300</b>	
100-6-00-165.090	Water & Sewer Postage Reimbursement	\$ 500	\$ 500	\$ 500	\$ 500	
<b>Total Reimbursements</b>		<b>\$ 500</b>	<b>\$ 500</b>	<b>\$ 500</b>	<b>\$ 500</b>	
<b>Total Revenues</b>		<b>\$ 376,484</b>	<b>\$ 460,377</b>	<b>\$ 367,075</b>	<b>\$ 362,125</b>	<b>-1.4%</b>

<u>Account</u>	<u>Name</u>	<u>FY 22 Budget</u>	<u>FY22 Actual</u>	<u>FY23 Budget</u>	<u>FY24 Proposed</u>	<u>Change FY23 to FY24</u>
	<b>EXPENDITURES</b>					
	<b>ANIMAL CONTROL</b>					
100-7-10-110.000	Animal Control Salary & Wages	\$ 4,368	\$ 4,368	\$ 4,400	\$ 4,500	
100-7-10-580	Animal Control Mileage	\$ 250	\$ 229	\$ 250	\$ 250	
100-7-10-600.005	Animal Control Operating Exp.	\$ 600	\$ 736	\$ 500	\$ 800	
<b>Total Animal Control</b>		<b>\$ 5,218</b>	<b>\$ 5,333</b>	<b>\$ 5,150</b>	<b>\$ 5,550</b>	<b>7%</b>
	<b>ASSESSOR</b>					
100-7-75-110.005	Salaries & Wages	\$ 31,415	\$ 31,323	\$ 32,359	\$ 33,797	
100-7-75-350.000	Professional Development	\$ 400	\$ 80	\$ 600	\$ 500	
100-7-75-580.000	Mileage	\$ 920	\$ 227	\$ 1,000	\$ 500	
100-7-75-610.000	Operating Supplies	\$ 1,000	\$ 1,173	\$ 1,000	\$ 1,000	
100-7-75-450.000	Software/Technology	\$ 650	\$ 676	\$ 700	\$ 1,725	
100-7-75-330.000	Tax Maps	\$ 3,075	\$ 3,303	\$ 3,075	\$ 4,325	
<b>Total Assessor</b>		<b>\$ 37,460</b>	<b>\$ 36,783</b>	<b>\$ 38,734</b>	<b>\$ 41,847</b>	<b>8%</b>
	<b>BCA &amp; ELECTIONS</b>					
100-7-110.000	Salaries & Wages	\$ 6,200	\$ 1,721	\$ 6,550	\$ 6,550	
100-7-15-310.005	Operating Supplies	\$ 4,500	\$ 1,871	\$ 5,500	\$ 5,500	
<b>Total BCA &amp; Elections</b>		<b>\$ 10,700</b>	<b>\$ 3,592</b>	<b>\$ 12,050</b>	<b>\$ 12,050</b>	<b>0.0%</b>
	<b>CEMETERIES</b>					
100-7-20-610.000	Operating Supplies	\$ 500	\$ 472	\$ 500	\$ 500	
100-7-20-460.010	Repairs & Maintenance	\$ 9,000	\$ 6,390	\$ 9,000	\$ 9,000	
	Mowing	\$ 14,000	\$ 7,763	\$ -		
<b>Total Cemeteries</b>		<b>\$ 23,500</b>	<b>\$ 14,625</b>	<b>\$ 9,500</b>	<b>\$ 9,500</b>	<b>0.0%</b>
	<b>CLERKS</b>					
100-7-82-110.000	Salaries & Wages	\$ 110,906	\$ 107,738	\$ 113,364	\$ 168,038	
100-7-84-350.000	Professional Development	\$ 800	\$ 131	\$ 800	\$ 1,200	
100-7-82-330.015	Professional Services	\$ 13,000	\$ 13,593	\$ 13,000	\$ 17,100	
100-7-80-550.000	Dues & Publications	\$ 2,000	\$ 1,253	\$ 1,000	\$ 1,000	
100-7-82-610.000	Operating Supplies	\$ 5,000	\$ 6,327	\$ 5,000	\$ 500	
100-7-84-580.005	Mileage	\$ 600	\$ 74	\$ 300	\$ 500	
100-7-82-531.000	Postage	\$ 11,000	\$ 4,634	\$ 11,000	\$ -	
<b>Total Clerks</b>		<b>\$ 143,306</b>	<b>\$ 133,750</b>	<b>\$ 144,464</b>	<b>\$ 188,338</b>	<b>30.4%</b>
	<b>EMERGENCY MANAGEMENT</b>					
100-7-30-110.000	Salaries & Wages	\$ 1,600	\$ 1,600	\$ 1,600	\$ -	Incorporating into Fire Department
	Employer Taxes & Benefits	\$ 129	\$ 129	\$ 129	\$ -	
100-7-30-610.000	Emergency Management Operating Supplies	\$ 850	\$ 460	\$ 1,150	\$ -	
<b>Total Emergency Management</b>		<b>\$ 2,579</b>	<b>\$ 2,189</b>	<b>\$ 2,879</b>	<b>\$ -</b>	
	<b>FIRE</b>					
100-7-35-110.005	Salaries & Wages	\$ 89,625	\$ 81,756	\$ 95,808	\$ 106,808	
100-7-35-110.000	Fire Warden	\$ 500	\$ 500	\$ 500	\$ 500	
100-7-35-340.000	Health Check	\$ 1,000	\$ 440	\$ 1,000	\$ 1,000	
100-7-35-350.000	Professional Development	\$ 2,500	\$ 1,261	\$ 2,500	\$ 2,500	
100-7-35-430.000	Utilities	\$ 6,700	\$ 8,208	\$ 6,500	\$ 6,000	
100-7-35-430.000	Building Repair /Maintenance	\$ 5,000	\$ 3,906	\$ 5,000	\$ 5,000	
100-7-35-431.000	Equipment Maintenance	\$ 9,000	\$ 10,487	\$ 9,000	\$ 9,000	
100-7-35-432.000	Fleet Maintenance	\$ 20,000	\$ 6,223	\$ 20,000	\$ 20,000	
100-7-35-530.000	Communications & Dispatch	\$ 60,100	\$ 59,156	\$ 60,100	\$ 60,100	
100-7-35-580.000	Mileage	\$ 700	\$ 316	\$ 700	\$ 700	
100-7-35-610.000	Equipment & Supplies	\$ 15,000	\$ 11,195	\$ 27,000	\$ 27,000	
100-7-35-610.005	Turn Out Gear	\$ 5,000	\$ 7,334	\$ 8,000	\$ 8,000	
100-7-35-626.000	Gas	\$ 1,500	\$ 919	\$ 1,500	\$ 3,213	
100-7-35-627.000	Diesel	\$ 3,500	\$ 2,399	\$ 3,500	\$ 3,500	
100-7-35-811.000	Replacement Fund	\$ 40,000	\$ 40,000	\$ 40,000	\$ -	
<b>Total Fire</b>		<b>\$ 260,125</b>	<b>\$ 234,101</b>	<b>\$ 281,108</b>	<b>\$ 253,321</b>	<b>-10.0%</b>
	<b>DPW</b>					
100-7-54-110.010	Salaries	\$ 172,850	\$ 285,734	\$ 226,312	\$ 244,778	
100-7-54-110.050	OT	\$ 23,825	\$ -	\$ 29,670	\$ 33,609	

<u>Account</u>	<u>Name</u>	<u>FY 22 Budget</u>	<u>FY22 Actual</u>	<u>FY23 Budget</u>	<u>FY24 Proposed</u>	<u>Change FY23 to FY24</u>
100-7-54-110.015	Seasonal Salaries & Wages	\$ 45,052	\$ -	\$ 46,403	\$ 45,230	
100-7-54-350.000	Professional Development	\$ -	\$ -	\$ 300	\$ 500	
100-7-40-622.000	Utilities	\$ 5,500	\$ 9,177	\$ 6,400	\$ 9,660	
100-7-40-430.000	Garage Repairs & Maintenance	\$ 6,000	\$ 6,232	\$ 11,000	\$ 11,000	
100-7-40-530.000	Communications	\$ 3,250	\$ 2,795	\$ 3,250	\$ 4,314	
100-7-40-610.000	Operating Supplies	\$ 6,500	\$ 6,626	\$ 7,000	\$ 9,000	
100-7-40-625.000	Uniforms	\$ 5,000	\$ 4,802	\$ 6,000	\$ 7,000	
100-7-52-626.000	Gas	\$ 2,000	\$ 1,258	\$ 1,000	\$ 6,840	
100-7-52-627.000	Diesel	\$ 50,000	\$ 69,142	\$ 45,000	\$ 95,000	
100-7-52-740.000	Equipment (Capital)	\$ 60,000	\$ 81,374	\$ 100,000	\$ 177,000	
100-7-56-650.000	Highway Material	\$ 205,000	\$ 270,763	\$ 205,000	\$ 205,000	
100-7-54-424.000	Tree Maintenance	\$ 25,000	\$ 21,000	\$ 25,000	\$ 25,000	
100-7-56-460.000	Paving	\$ 150,000	\$ 296,449	\$ 185,000	\$ 8,000	
100-7-54-460.010	Culverts	\$ 22,500	\$ 16,237	\$ 22,500	\$ 22,500	
100-7-54-460.015	Covered Bridge	\$ 600	\$ 12	\$ 500	\$ 1,000	
100-7-80-622.000	Street Lights	\$ 4,600	\$ 5,195	\$ 4,900	\$ 5,700	
100-7-54-460.020	Guardrails	\$ 5,500	\$ 5,154	\$ 5,500	\$ 5,500	
100-7-54-651.000	Signs	\$ 14,000	\$ 17,182	\$ 19,000	\$ 19,000	
100-7-54-655.000	Stormwater	\$ 2,350	\$ 1,350	\$ 2,000	\$ 2,000	
100-7-56-611.000	Chloride	\$ 37,000	\$ 56,679	\$ 40,000	\$ 56,000	
100-7-58-650.000	Sand	\$ 85,000	\$ 79,133	\$ 100,000	\$ 100,000	
100-7-58-650.005	Salt	\$ 150,000	\$ 163,560	\$ 125,000	\$ 150,000	
100-7-56-430.000	Highway Maintenance & Repair	\$ 95,000	\$ 137,872	\$ 33,000	\$ 83,000	
100-7-56-699.000	Special Projects	\$ 110,000	\$ 189,475	\$ 170,000	\$ 96,000	
<b>Total DPW</b>		<b>\$ 1,286,526</b>	<b>\$ 1,727,201</b>	<b>\$ 1,419,735</b>	<b>\$ 1,422,631</b>	<b>0.2%</b>
	<b>INSURANCE &amp; OBLIGATIONS</b>					
100-7-60-210.000	HRA	\$ 10,000	\$ 10,000	\$ 22,500	\$ 39,000	
100-7-60-210.010	Medical Insurance	\$ 189,148	\$ 172,980	\$ 184,535	\$ 150,000	
	Insurance Opt Out				\$ 30,000	
100-7-60-210.015	COBRA	\$ 435	\$ 585	\$ 435	\$ 525	
100-7-60-210.050	IRS Fee & Unemployment	\$ 400	\$ 386	\$ 400	\$ 450	
100-7-60-211.000	Short Term Disability	\$ 1,300	\$ 1,133	\$ 1,739	\$ 2,000	
100-7-60-260.000	Workers Comp	\$ 35,081	\$ 19,844	\$ 31,737	\$ 44,576	
	Long Term Disability				\$ 3,500	
	Life Insurance				\$ 2,500	
100-7-60-520.010	Property Insurance	\$ 43,181	\$ 44,715	\$ 45,500	\$ 48,753	
100-7-88-220.005	FICA/MEDI	\$ 57,607	\$ 64,818	\$ 68,508	\$ 79,200	
100-7-88-230.000	Retirement	\$ 36,034	\$ 38,756	\$ 46,887	\$ 57,339	
	Payroll Service				\$ 4,200	
	Performance Pay	\$ -	\$ -	\$ -	\$ 25,000	
<b>Total Insurance &amp; Obligations</b>		<b>\$ 373,186</b>	<b>\$ 353,217</b>	<b>\$ 402,241</b>	<b>\$ 487,042</b>	<b>21%</b>
	<b>INTERGOVERNMENTAL</b>					
	Fairfax Rescue Audit	\$ 10,000	\$ 10,048	\$ -	\$ -	
100-7-25-490.000	Franklin County Tax	\$ 42,435	\$ 42,422	\$ 43,944	\$ 45,000	
100-7-80-370.000	Franklin County Chamber of Commerce	\$ 89	\$ 89	\$ 89	\$ 89	
100-7-66-330.005	Franklin County Sheriff's Office	\$ 173,520	\$ 175,295	\$ 194,820	\$ 207,120	
100-7-80-950.000	Northwest Regional Planning Commission	\$ 4,886	\$ 4,886	\$ 5,617	\$ 5,816	
100-7-80-560.000	VT League of Cities and Towns	\$ 6,416	\$ 6,416	\$ 6,900	\$ 7,414	
100-7-60-830.000	Interest	\$ 12,000	\$ 8,073	\$ 12,000	\$ 12,000	
<b>Total Intergovernmental</b>		<b>\$ 239,346</b>	<b>\$ 247,228</b>	<b>\$ 263,370</b>	<b>\$ 277,439</b>	<b>5%</b>
	<b>LIBRARY</b>					
100-7-70-110.00	Salaries & Wages	\$ 86,385	\$ 84,332	\$ 90,884	\$ 102,300	
100-7-70-580.000	Professional Development	\$ 1,364	\$ 430	\$ 1,594	\$ 1,604	
100-7-70-640.000	Materials & Publications	\$ 17,037	\$ 14,150	\$ 17,352	\$ 18,225	
100-7-70-610.000	Operating Supplies	\$ 2,500	\$ 2,316	\$ 2,575	\$ 3,300	
100-7-70-641.000	Software/Technology	\$ 2,700	\$ 2,465	\$ 3,000	\$ 3,105	
100-7-70-530.000	Postage	\$ 2,050	\$ 1,859	\$ 2,120	\$ 1,720	
100-7-70-699.000	Programs	\$ 5,537	\$ 4,773	\$ 5,705	\$ 5,925	
	Communications		\$ 155		\$ 160	

<u>Account</u>	<u>Name</u>	<u>FY 22 Budget</u>	<u>FY22 Actual</u>	<u>FY23 Budget</u>	<u>FY24 Proposed</u>	<u>Change FY23 to FY24</u>
100-7-70-520.010	Insurance			\$ 1,300	\$ 1,900	
<b>Total Library</b>		<b>\$ 117,573</b>	<b>\$ 110,479</b>	<b>\$ 123,230</b>	<b>\$ 138,239</b>	<b>12%</b>
	<b>OFFICE</b>					
100-7-82-411.000	Utilities	\$ 6,800.00	\$ 7,930.82	\$ 6,800.00	\$ 6,800.00	
100-7-82-530.000	Communications	\$ 4,500.00	\$ 3,529.06	\$ 4,900.00	\$ 4,050.00	
100-7-93-950.010	Bond	\$ 47,500	\$ 59,176	\$ 62,890	\$ 61,608	
100-7-82-423.005	Building Improvements	\$ 4,000	\$ 4,222	\$ 10,000	\$ 10,000	
	Janitorial Services			\$ 8,000	\$ 8,850	
100-7-82-350.000	Mowing	\$ 3,500	\$ 3,300	\$ -	\$ -	
100-7-81.651.000	Misc Signs	\$ 250	\$ 18	\$ -	\$ -	
100-7-80-110.000	Website Stipend	\$ 3,500	\$ 3,500	\$ -	\$ -	
100-7-82-423.000	Repair / Maintenance	\$ 10,500	\$ 19,657	\$ 2,500	\$ 2,500	
100-7-82-330.000	Computer Services	\$ 20,000	\$ 19,702	\$ 21,200	\$ 33,500	
100-7-80-333.005	Website	\$ 1,700	\$ 875	\$ 2,000	\$ 4,000	
100-7-82-531.000	Postage				\$ 8,000	
100-7-82-610.000	Supplies				\$ 6,000	
100-7-82-740.000	Office Equipment	\$ 3,500	\$ 5,577	\$ 4,500	\$ 4,500	
<b>Total Office</b>		<b>\$ 104,251</b>	<b>\$ 127,487</b>	<b>\$ 118,201</b>	<b>\$ 149,808</b>	<b>27%</b>
	<b>RECREATION</b>					
100-7-92-110.000	Salaries & Wages	\$ 63,200	\$ 76,870	\$ 69,440	\$ 86,341	
100-7-92-411.000	Utilities	\$ 1,600	\$ 6,154	\$ 7,800	\$ 8,781	
100-7-92-430.000	Field Maintenance	\$ 21,000	\$ 23,426	\$ 21,000	\$ 25,000	
100-7-92-580.000	Professional Development	\$ 615	\$ 399	\$ 2,000	\$ 2,000	
100-7-92-580.005	Mileage	\$ 400	\$ 264	\$ 400	\$ 400	
100-7-92-900.000	Advertisting	\$ 750	\$ 391	\$ 750	\$ 750	
100-7-92-610.000	Operating Supplies	\$ 500	\$ 1,101	\$ 750	\$ 1,250	
100-7-92-910.000	Events & Programs	\$ 6,000	\$ 11,804	\$ 10,400	\$ 12,000	
<b>Total Recreation</b>		<b>\$ 94,065</b>	<b>\$ 120,410</b>	<b>\$ 112,540</b>	<b>\$ 136,522</b>	<b>15%</b>
	<b>SELECTBOARD</b>					
100-7-86-110.040	Salaries & Wages	\$ 11,250	\$ 11,250	\$ 11,250	\$ 11,750	
<b>Total Selectboard</b>		<b>\$ 11,250</b>	<b>\$ 11,250</b>	<b>\$ 11,250</b>	<b>\$ 11,750</b>	<b>4%</b>
	<b>TOWN MANAGER</b>					
	Salaries & Wages	\$ 84,883	\$ 86,000	\$ 97,608	\$ 99,560	
100-7-91-350.000	Professional Development	\$ 1,300	\$ 1,647	\$ 1,300	\$ 1,800	
	Professional Services	\$ -	\$ -	\$ 9,000	\$ 20,000	
	Dues & Publications	\$ -	\$ -	\$ 1,650	\$ 1,700	
100-7-80-333.000	Legal	\$ 3,000	\$ 5,114	\$ 3,000	\$ 3,000	
100-7-91-580.000	Mileage	\$ 650	\$ 275	\$ 300	\$ 500	
	Advertising	\$ -	\$ -	\$ 1,000	\$ 1,500	
100-7-91-610.000	Operating Supplies	\$ 250	\$ 267	\$ 500	\$ 700	
100-7-15-550.010	Town Report	\$ 1,500	\$ 2,178	\$ 1,500	\$ 2,000	
100-7-80-330.000	Audit	\$ 19,000	\$ 14,000	\$ 18,000	\$ 14,000	
100-7-84-300.000	Employee Appreciation	\$ 500	\$ 210	\$ 750	\$ 1,200	
<b>Total Town Manager</b>		<b>\$ 111,083</b>	<b>\$ 109,691</b>	<b>\$ 134,608</b>	<b>\$ 145,960</b>	<b>8%</b>
	<b>ZONING</b>					
100-7-95-110.000	Salaries & Wages	\$ 42,603.00	\$ 40,821.48	\$47,374.60	\$53,926.60	
100-7-95-111.005	DRB & PC Board Wages	\$ 6,000.00	\$ 4,375.00	\$ 6,000.00	\$ 8,400.00	
100-7-95-350.000	Professional Development	\$ 200.00	\$ -	\$ 500.00	\$ 500.00	
100-7-95-330.015	Professional Services	\$ 20,000.00	\$ 1,314.87	\$ 20,000.00	\$ 20,000.00	
100-7-95-550.000	Dues & Publications	\$ -	\$ 0	\$ 100.00	\$ 100.00	
100-7-95-333.000	Legal	\$ 2,000.00	\$ 1,767.50	\$ 2,000.00	\$ 2,000.00	
100-7-95-580.000	Mileage	\$ 350.00	\$ 48.27	\$ 350.00	\$ 350.00	
100-7-95-900.000	Advertisting	\$ 500.00	\$ 1,019.70	\$ 1,250.00	\$ 1,250.00	
100-7-95-610.000	Operating Supplies	\$ 500.00	\$ 678.22	\$ 500.00	\$ 750.00	
100-7-95-531.000	Postage	\$ 300.00	\$ -	\$ 500.00	\$ -	
<b>Total Zoning</b>		<b>\$ 72,453.00</b>	<b>\$ 50,025.04</b>	<b>\$ 78,575</b>	<b>\$ 87,277</b>	<b>8%</b>
<b>Total Expenditures</b>		<b>\$ 2,892,621</b>	<b>\$ 3,287,363</b>	<b>\$ 3,157,636</b>	<b>\$ 3,367,274</b>	<b>6.0%</b>
<b>Total Revenue</b>		<b>\$ 376,484</b>	<b>\$ 460,377</b>	<b>\$ 367,075</b>	<b>\$ 362,125</b>	
<b>TOTAL TO BE RAISED BY TAXES</b>		<b>\$ 2,516,137</b>	<b>\$ 2,826,986</b>	<b>\$ 2,790,561</b>	<b>\$ 3,005,149</b>	

<u>Account</u>	<u>Name</u>	<u>FY 22 Budget</u>	<u>FY22 Actual</u>	<u>FY23 Budget</u>	<u>FY24 Proposed</u>	<u>Change FY23 to FY24</u>
	<b>TRASH CONTRACT FEES</b>					
100-7-64-330.000	Casella	\$ 699,196	\$ 711,407	\$ 724,973	\$ 779,686	7.50%

**WARNED ARTICLES**

	<b>RESCUE ARTICLE</b>					
100-7-93-950.016	Fairfax Rescue	\$ 119,519	\$ 119,519	\$ 119,519	\$ 123,000	3%
	<b>SOCIAL SERVICE ARTICLE</b>					
100-7-93-950.015	Age Well	\$ 1,500.00	\$ 1,500.00	\$ 1,800.00	\$ 2,000.00	
100-7-93-950.015	American Red Cross	\$ 500.00	\$ 500.00	\$ 500.00	\$ 500.00	
100-7-93-950.015	Fairfax Cemetery Association	\$ 250.00	\$ 250.00	\$ 250.00	\$ 250.00	
100-7-93-950.015	Fairfax Food Shelf	\$ -		\$ 1,000.00	\$ -	
100-7-93-950.015	Fairfax Historical Society	\$ 2,000.00	\$ 2,000.00	\$ 2,000.00	\$ 2,000.00	
100-7-93-950.015	Fairfax Plains Cemetery Association	\$ 250.00	\$ 250.00	\$ 250.00	\$ 250.00	
100-7-93-950.015	Franklin County Home Health	\$ 8,998.00	\$ 8,998.00	\$ 8,998.00	\$ 8,998.00	
100-7-93-950.015	Franklin County Industrial Development	\$ 500.00	\$ 500.00	\$ 500.00	\$ 500.00	
100-7-93-950.015	Franklin Grand Isle Restorative Justice C	\$ 1,000.00	\$ 1,000.00	\$ 1,000.00	\$ 1,000.00	
100-7-93-950.015	Friends of Northern Lake Champlain	\$ 1,000.00	\$ 1,000.00	\$ 500.00	\$ 300.00	
100-7-93-950.015	Green Mt Transit	\$ 2,229.00	\$ 2,229.00	\$ 2,299.00	\$ 2,340.45	
100-7-93-950.015	Northwest Unit for Special Investigation	\$ 1,500.00	\$ 1,500.00	\$ 500.00	\$ 1,000.00	
100-7-93-950.015	Northwestern Counseling & Support Serv	\$ 1,800.00	\$ 1,800.00	\$ 1,800.00	\$ 1,800.00	
100-7-93-950.015	VT Adult Learning				\$ 350.00	
100-7-93-950.015	VT Association for the Blind	\$ 300.00	\$ 300.00	\$ 300.00	\$ 300.00	
100-7-93-950.015	VT Association for Independent Living	\$ 500.00	\$ 500.00	\$ 500.00	\$ 500.00	
100-7-93-950.015	VT Family Network	\$ 500.00	\$ 500.00	\$ 500.00	\$ 500.00	
100-7-93-950.015	Vermont Green Up Inc.	\$ 300.00	\$ 300.00	\$ 300.00	\$ 300.00	
100-7-93-950.015	Voices Against Violence	\$ 1,000.00	\$ 1,000.00	\$ 1,500.00	\$ 1,000.00	
<b>Total Social Services</b>		<b>\$ 24,127.00</b>	<b>\$ 24,127.00</b>	<b>\$ 24,497.00</b>	<b>\$ 23,888.45</b>	<b>-2%</b>
<b>Total Warned Expenditures</b>					<b>\$ 146,888.45</b>	



# Town Meeting 2022 Minutes

---



*100 Acre Woods Photo Courtesy of Kim Desjardins*



**Town of Fairfax  
Select Board Informational Meeting  
February 26, 2022**

---

The drafted minutes presented below are unapproved subject to corrections and/or additions at the next Selectboard meeting. Those corrections and/or additions will be written to an amended version of the minutes, which will also be made available to the public.

**Selectboard Members Present:** Chair Steven Cormier, Vice Chair Randy DeVine, Duane Leach, Steve Bessette and Alan Maynard

**Attendance:** 65 people

Residence who spoke: Claudia Roberts, Josiah Raiche, Scott Mitchell, Meredith Roberts, Steve Cothalis, Carrie Germaine, Lisa Schukei, Ben Saenger, Peter Lane, Carol Vallett, Sally Sweet and Beth Hayden

**Call to Order**

S. Cormier called the meeting to order at 10:07 am

**Introduction of Officials & Opening Comments**

S. Cormier introduced himself and board members. S. Cormier continued to thank the staff for their hard work and dedication over the year(s) and to the many volunteers. With a population of over 5,000 it takes many people to run a town.

Thank you to the UVM interns that worked on our Town Report, Charlotte Crum and Lucy Heisey.

S. Cormier also called for a moment of silence and think about what the people of Ukraine are going through at this time.

S. Cormier went over the rules of the meeting. This is an informational meeting only. No voting or amending articles.

**Presentations**

Parks & Recreation Director Danielle Rothy, spoke of the accomplishments of the year such as, Party in the Park, Egg Run, Tree Lighting, Summer camps, Kids night out, Field Days, Farmers Markets and Various classes. The vision of the future of the Community Center to offer Kids night out, Maple Madness, Art Festival and renting the center. To offer programs of self-defense, talent show, coffee house and disc golf. To accommodate more non-school community members in the community park put in a playground and to extend the recreation trails.

**Town Manager Sarah Hadd,**

**Year in Review:**

We'll start with what was in FY21 (July 1, 2020, to June 30, 2021). For those that have

picked up a Town Report, this is the time the report covers. The year saw the resumption of limited gatherings and events. Library and Recreation programming adapted with outdoor activities from hands-on reptile workshops to farmers markets and fourth of July celebrations. Events such as Green Up Day and Hazardous Waste Collection Day were held. Work from the 2019 Halloween Storm wrapped up, grants were obtained for the next phase of the Main Street sidewalk, Main Street crosswalk, and various highway projects. The Town executed a lease with Verizon for a new tower off Fletcher Road, contracts with the Franklin County Sheriff's Office and St. Albans City Dispatch were renewed, Fletcher Road Utility Extension Project moved to construction, and reappraisal work was begun. I joined the Town in the final seven days of FY21 as Brad Docheff departed the Town for a warmer climate.

#### **Current happenings:**

FY22 has been busy with the resumption of more recreational activities and the completion of several road projects. The Town Offices reopened to the public, Selectboard meetings resumed in-person, and LCATV began live-broadcasting Selectboard meetings to allow for real-time remote viewing with a call-in number. The Town sold and replaced its sidewalk plow to improve sidewalk maintenance (cost neutral). The current bond on the Town Offices was refinanced to save money on interest. Work began on designing the second phase of the sidewalk including necessary archaeological work due to the State Grant funding source. Major road projects completed include Berthiaume Road to where it meets Cherriville road complete reconstruction to make a less slope percent and make much safer intersection: Highland Road where it meets Snowcrest road completely reconstructed intersection: Caffee road intersection where meets Shepardson Hollow took out dangerous slope percent out of the hill to make intersection less dangerous for travel. Ferguson road rebuilt. The Town has made substantial progress to the Municipal Roads General Permit requirements of the State with addressing erosion and runoff through aggressive ditching and grading efforts. Park maintenance efforts were also taken over by Highway with the resignation of a part-time park's maintenance position. Capital planning efforts were undertaken and the library and town both were awarded ARPA funds. Safety audit issues were addressed throughout town facilities and grants were applied for trail and community center improvements (but not awarded). The Party in the Park, Egg Run, Trick or Treating, Tree Lighting, Winter Jamboree and many more rec activities brought us out for a bit of fun and community.

#### **Reappraisal:**

The Town of Fairfax is undergoing a town-wide property re-appraisal that will conclude this summer. This is being done as required by State law. *What is a reappraisal and why do it?* Property values change over time and as buildings and markets change. Inequities in property values can result. These inequities impact the Town's Common Level of Appraisal (CLA): the percent of value that property assessments in the town are currently at. The Town's level is 83% and, per the State, requires reappraisal. The Town contracted with New England Municipal Resource Center, to conduct the reappraisal. NEMRC contractors visited properties, performed exterior measurements, and took exterior pictures over the past year. Notices were left at properties during the inspection that included instructions of how to log onto an online portal to see the appraisal information. Each property owner was given their own unique code so they can only access their own property. Recently NEMRC was conducting "Road Reviews" to double check the data for each property. NEMRC is now in the

process of calculating new values.

*What happens next?*

A change of appraisal notice will be sent to each property owner in late April into early May. The notice will provide the new assessed values for all properties in Fairfax (also available online). If you disagree with the new value, the appraisal notice will have instructions of how to contest or "grieve" the appraisal. NEMRC will have a week for "pre-grievance" for informal time to meet with NEMRC staff to review the data and discuss any questions with property owners.

There will be a formal grievance process thereafter. This process requires a written request from a property owner and is laid out by State law. Information on the formal grievance process will be included in the change of assessment. The process is anticipated to wrap up in June.

*What if I still have questions?*

Please contact Pat McNall in our Assessor's Office at (802)-849-6111 ext. 19 Monday through Wednesday 9AM to 2PM or Thursday from 8:30AM to 11:30 or email at [listeners@fairfax-vt.gov](mailto:listeners@fairfax-vt.gov)

### **Things to come:**

On the ballot is the municipal budget and several articles that will influence what occurs in this coming fiscal year. Current plans are to bring most mowing in-house and combine with parks maintenance in Highway. Contracted services for roadside mowing will also be taken over by the Town. This will allow the Town to cost effectively manage these services moving forward during the summer and will allow for an additional crew member for winter maintenance. This will hopefully shorten plow routes from over five hours, create for safer staffing, and improve sidewalk conditions. The budget will also increase funding for recreational programming as fee-based activities have become less reliable during COVID. Summer camps will continue. Our replacement for the Ladder Truck, a Quint from NY, will arrive this spring. Article 3 would provide the local match for the State's grant for phase two of the sidewalk and the crosswalk / School Street sidewalk project. Article 4 would fund a savings account for future fire equipment (such as trucks) and facilities. This could pay for Article 5 which is to borrow to pay for a fire station addition and improvements. The asset management work the Utility has undertaken will wrap up and several water and wastewater improvements have been identified. The Planning Commission will look to implement the 2020 Growth Study as it gets to work on the Bylaw Modernization Grant it received. Improvements to Town technology and website will be looked to by a new student intern. In March, the Selectboard will look to make the first appointment of a student to a board.

### **FY23 budget:**

The municipal budget provides for highway operations and maintenance, fire service, parks and recreation, the community library, and other municipal services that include vital records, elections, zoning, and cemeteries. The Town of Fairfax also contracts for various services such as rescue, policing and trash removal. These fixed contracts and county taxes are part of the intergovernmental expenses of the Town. The Town of Fairfax pays for municipal expenses through property taxes and other revenues such as fee for service, permits, recording fees, program fees and grants. The fiscal year 2023 budget (July 1st to June 30th) addresses the Town's growing demand for services and need to contain costs. Highlights of the

proposed budget are as follows: Eliminates contractors for mowing (except rec ballfields shared with school); • Eliminates part-time maintenance position in Parks and Recreation. Adds a highway position and roadside mowing equipment to bring mowing services in-house and improve staffing for winter snow removal; • Increases events and program funds for recreation to cover increasing costs and unpredictability of program fee revenue; • Replaces gear and equipment for fire recognizing cost increases.

S. Cormier turned the meeting over to Robbie Rodimer

**Article 1** - no questions

**Article 2**

(Q) What is nontax revenue?

(A) recording fees, permits, copies, State grant and aide fees.

(Q) What is the change in budget?

(A) 9.5% on expenditures

**Article 3** - no questions

**Article 4** - no questions

**Article 5**

Chief Calvin Caswell and Jesse Fleming presented a brief history of the Fire Dept.

In 1990 the population of Fairfax was 2,486 with a roster of 24 and a call volume of 36. In 2020 there was a population of 4,853, roster of 29 plus 2 cadets and 1 Jr member, with a call volume of 221. Over the years minor repairs have been done to the building. 31 years ago, they had apparatus of Engine 1, 1 pickup and 3 Tankers. Currently 2 Engines, ladder truck, (footprint of 1 ½ tankers long, 2 tanks, 1 pickup and ATV with trailer. The addition will allow the following: Improve safety for the Firefighters. Allow all equipment to be stored safely inside. Improve energy and thermal efficiency throughout the facility. The proposed addition includes • A full-length bay that will allow Utility 1 and ATV trailer to park. An area in the back of the bay where the existing work bench will be relocated. A mezzanine to allow for storage and placement of existing air compressor and breathing air bottle refilling station. A new gas fired Modine heater. New trench drain with an oil/dirt separator. Wall mounted exhaust fan on the rear side of the building.

Article 4 will be utilized to address our capital expenses: • Apparatus purchases • Public Safety Equipment • Facility maintenance projects. If Article 4 & 5 are both approved, Article 4 funds will be used to make Article 5 payments. • The balance of funds collected by this reserve fund will be placed into an account for future Capital Expenditures. The town will pursue other funding sources, such as grants and incentive programs, to decrease the net taxpayer cost of this project.

(Q) There were a couple questions regarding the \$.02 per dollar.

(A) without the reappraisal completely done, there is no 100% exact number. Example of a \$300,000 home value x .0002 = \$60 would be the liability of article 4.

(Q) Are these articles for only fire or does it include rescue?

(A) Only Fire

(Q) Will the special fund need to be looked at again in 5 years?

(A) Yes

**Article 6**



Michael Wheeler President and Kathy Joshiam Director

Rescue stayed level funded this year, had an increase of volunteers.

(Q) Per capita, town to town, per diem rate coverage, Fairfax is paying more for coverage than Westford and Fletcher combined. How is this fair to Fairfax?

(A) The price per capita was historically set from previous boards. The majority of the call volume is in Fairfax. Mike has spoken briefly with the Selectboard to go into a contract to set a rate.

#### **Article 7**

(Q) Are there any notable changes from last year?

(A) Minor changes

#### **Article 8**

(Q) Why do we need a Constable?

(A) Actually, we don't.

#### **Article 9** no questions

#### **Article 10**

(Q) What happens if this does not pass?

(A) Technically we don't have to have this article. The Legislature has given the Selectboard the power to do it.

The meeting was turned back over to the S. Cormier

#### **Other Business/ General questions**

(Q) How are we doing getting broadband?

(A) There is a lot of good action going on, it is well underway but there is not set plan.

(Q) What is the status of the intersections of McNall Rd, Rout 128 and 104?

(A) The safety study results were received; Regional Planning is involved as well. The State has the control for planning as 2 of the roads are state highways.

(Q) How does the Town plan to use ARPA money?

(A) We have 2 projects in mind, one being a Technical Project and the other Water/ Wastewater. The Town has received one payment of \$700,000 and will receive the second payment in the fall. We have 2 years to commit to a project(s) and then another 2 years to expend the money.

(Q) Why are there no 2021 reports of actual income and expense in the Town Report?

(A) In the process of trying to make a more reader friendly report, this was an oversight. The report is available to anyone who may like a copy.

#### **Adjournment:**

At 11:51 am S. Bessette made the motion to adjourn, seconded by Alan, all in favor.

The minutes were respectfully submitted by Amy Sears; Selectboard Administrative Assistant.



---

Steven Cormier  
Selectboard Chair

**\*\* The recorded meeting is available through LCATV or the Town's website. \*\***

# Reports of Town Officers & Departments

---



*Photo Courtesy of Marianne Green*

---

## FAIRFAX, VERMONT ANNUAL REPORT

### Selectboard

---

The 2022 fiscal year saw new opportunities as we adapted some of the skills learned during the pandemic and returned to in-person meetings that introduced live broadcasts via LCATV's website. American Rescue Plan Act funds were received by the Town. Following a call for proposals, the Selectboard adopted two projects for the use of the funds. The first project will look to improve communication with the community, digitize key town records, and improve technology. The second project will evaluate the viability of a second water source for the town's water system. The capacity of the existing well has limited new development within and around the village and the project is hoped to provide our best shot at a secondary water source.

Some other accomplishments for 2022:

- The Board adopted a new Capital Budget and Program listing all facilities, equipment and substantial assets and providing replacement schedule and budgeting for these purchases.
- The Rescue audit was completed by the town's independent auditor and Rescue has agreed to a schedule of audits moving forward.
- Policies were reviewed and updated to support grants.
- The Fletcher Road Utility Extension project began and was fully funded by grants from the Northern Borders Regional Commission and the U.S. Economic Development Authority grants matched by Runamok.

We also saw some transitions in 2022 with the hiring of Danielle Rothy as our Parks and Recreation Director and Kelli Pike as the Rec Activities Coordinator. The Clerks Office transitioned to separate duties with Deb Woodward becoming the Treasurer and Lynn Parah becoming the Clerk. Deb retired in early FY23 and is wished the best for in her new adventures. In March of 2022 the Fire Department requested that the Board evaluate the structure and leadership of the department. A committee was formed with a Board member, firefighter, and resident that is a chief in another community. Extensive input from the department lead to the recommendation for a full-time chief and the elimination of the existing full-time fire position (battalion chief under the elected chief) in FY23.

We thank you for our opportunity to serve the community and look forward to the opportunities and challenges ahead in FY23.

Respectfully Submitted,

Steve Cormier, Chair  
Alan Maynard, Vice-Chair  
Stephen Bessette  
Randy DeVine  
Duane Leach

---

## FAIRFAX, VERMONT ANNUAL REPORT

### Town Manager

---

Fiscal Year 2022 brought people back into the Town Offices and in-person meetings. This was my first year as Manager and I welcomed the restarting of community events and getting out to reconnect, meet, and talk with people.

Highlights of 2022 include:

- Sidewalk expansion designs are progressing from Huntville north along Main St. and School St. with a new ped crossing across Main Street between School and Maple Streets. FY24 construction on Main Street is planned.
- A State Bylaw Modernization Grant was awarded to the town to update zoning and land use regulations and improve access to housing.
- A Municipal Planning Grant was received by the town to create an official map that can plan for future trails, facilities, and parks.
- University of Vermont Local Democracy Interns that took on the Town Report for FY22 and assisted in identifying improvements for the website.
- Building on the Capital Budget Program, asset management software was deployed to track equipment, infrastructure, and facilities including maintenance, repairs, and depreciation.

With the depreciation of all capital assets, the FY22 audit will be clean of findings for the first time in many years. FY23 will bring some exciting projects including the expansion of the Fire Station thanks to the approval of a fire capital reserve fund and bond at Town Meeting. Architect selection is anticipated before Town Meeting 2023 with hopes of early summer construction. FY24 will bring a new tax installment in August 2023 to reduce the money the town needs to borrow in anticipation of taxes.

I am always happy to discuss town services and the projects we have underway. I welcome drop-ins, calls, or even a quick note to [townmanager@fairfax-vt.gov](mailto:townmanager@fairfax-vt.gov). It is a pleasure to serve Fairfax.

Respectfully Submitted,



Sarah Hadd, Town Manager

# FAIRFAX, VERMONT ANNUAL REPORT

## Town Clerk/Treasurer

In Fiscal Year 2022 many changes occurred in the Town Clerk and Town Treasurer's office. In April of 2022 the Selectboard separated the Town Clerk and Town Treasurer positions. Deborah Woodward continued as Town Treasurer while Lynn Parah became the new Town Clerk. Thank you to Deborah Woodward for all her years of service as she retired in September of 2022. We wish her the best and a happy retirement!

The office fully re-opened to the public and, with the town rapidly growing, it was a very busy year.

Here are a few highlights for FY2022:

- Town Meeting was held in March 2022, with upcoming elections in FY2023 (State Primary Election and General Election).
- Voter registrations are at a high of 3,897.
- Recording continues to increase with 1,712 documents received for a total of 6,321 images scanned into the land records.
- In excess of 3,000 certified copies for deaths, births, and marriages were completed.
- ARPA funds received enabled us to begin scanning additional land records back 40+ years. Maps will now be scanned regularly inhouse. This helps improve efficiency for access to our on-line records through [uslandrecords.com](http://uslandrecords.com). Lister cards are also available online at [www.fairfax-vt.gov](http://www.fairfax-vt.gov) from the Assessor's Department – New Online Mapping tool.
- The number of animal licenses, weight permits, marriage licenses, burial permits, and notary service continue to increase.
- Birth/death/marriage certificates can now be obtained through any Town Clerk in the State of Vermont.
- Thank you to Johanna Blake and Sheri Rainville for all their assistance throughout the year.

With Deb's retirement in early FY23, Amy Sears was appointed as Treasurer to serve until a new Town Treasurer is hired. We look forward to continuing to serve Fairfax as we work through the changes in our rapidly, ever-growing community. We will continue to strive towards efficiency. Feel free to stop by the offices or give us a call at (802) 849-6111 extension 10 with any questions or concerns.

Respectfully,



Lynn Parah

Town Clerk



Amy Sears

Town Treasurer

## TREASURER'S TAX STATEMENT

<b>FY2022 Homestead Education Grandlist</b>	<b>3,601,859.00</b>
<b>FY2022 Non-Residential Grandlist</b>	<b>1,037,632.00</b>
<b>FY2022 Municipal Grandlist</b>	<b>4,634,826.00</b>

### TAX RATE

School Homestead Education Tax Rate	1.5042
School Non-Residential Tax Rate	1.8759
Municipal Tax Rate	0.5762
Municipal Deficit	0.035
Local Agreement (Disabled Veterans Exemption)	0.0036
Trash per unit fee	352.00

FY2022 Property Taxes Raised From Residential Grandlist	5,417,916.56
FY2022 Property Taxes Raised From Non-Residential Grandlist	1,946,493.82
FY2022 Municipal Taxes Raised	2,670,550.97
FY2022 Municipal Deficit	162,223.75
FY2022 Local Agreement Raised	16,685.26
Late Homestead Penalty	1,511.82
Miscellaneous Tax Trash Fee	700,832.00
Total Taxes Raised	10,916,214.18
Adjustment For Corrections & Residential Changes	-35,665.96
	10,880,548.22

School Rebate Credit	1,312,896.90
Town Rebate Credit	57,357.42
Treasurer's Tax Receipts By May 16, 2022	9,266,151.48
Warrant To Delinquent Tax Collector	244,142.42
	10,880,548.22

FY2021 Property Taxes Transferred To School 6,017,466.85

Respectfully submitted

Deborah Woodward

Town Clerk/Treasurer

## DELINQUENT TAX COLLECTOR STATEMENT

July 1, 2021 through June 30, 2022

### DELINQUENT PROPERTY TAXES

	Received Due	Collected	Balance Due
Year 2018/2019	32.28	32.28	0.00
Year 2019/2020	10,468.40	8,582.79	1,885.61
FY2021	120,857.85	107,949.70	12,908.15
FY2022	244,142.42	144,474.75	99,667.67
<b>TOTAL</b>	<b>375,500.95</b>	<b>261,039.52</b>	<b>114,461.43</b>

Total Tax Collected	261,039.52
Interest Collected	14,478.80
<b>TOTAL COLLECTED</b>	<b>275,518.32</b>

Respectfully submitted

Johanna R. Blake

Delinquent Tax Collector

NOTE: Delinquent taxes are public information posted in the Town Office





**WELCOME TO THE WORLD  
JULY 1, 2021 TO JUNE 30, 2022**

Child's Name		
Eloise Abrecht	Violet Eve Allen-Manning	Macey Pauline Anderson
Reagan Rose Bartley	Aurora Catherine Bean	Jacoby Joseph Beane
Quinn Katherine Beauchamp	Maeve Alayne Kathleen Bessette	Jace Michael Bonnett
Bristol Lee Boutin	Blaire Maxwell Bubenko	Sylvia Sara Burley
Eli Michael Burnham	Isla Sue Campbell	Lucy Elizabeth Campbell
Atticus Jack Chaloux	Elijah Jason Chaloux	David Xavier Chenette
Scout Erin Chiaravalle	Alita Raye Gagne Collier	Augustus Vernon Coutts
Theodore Kirby Cusson	Vincent James Dattilio	Althea Violet Decatur
Coraline Noelle DeKafou	Lincoln Thomas Desilets	Isabella Micheala Rose Doolan
Walker Crew Douglas	James Glenville Dowling IV	Corliss Helga Driscoll
Avery Jade Myers Edmonds	Isabel Olivia Ferguson	Tessa Jordan Franzoni
Theodore Wilder Gomez	Rhett Tanon Halstead	Casey Paul Hanehan
Ira Linden Heerd-Lampel	Nolan Mathieu Hicks	Colin Charles Hoyt
Jase Brian Johnson	Sydney Rose Josephson	Miles Raymond Julien
Rowan Lincoln Kirk	Julien Richard Lalanne	Hudson Grover Langshaw
Emma Jane Lanier	Zoey Marie Lanier	Brooks Robert Largesse
Maverick Robert Mannings	Phillip Joseph Martell-Bessette	Colin James Martin
Levi Thomas McClellan	Ravenna Roxy Messier	Eden Kathleene Moen
Scout Theresa Orr	Brayden Joseph Ovitt	Lenora Audrey-Rose Palmer
Lennox Christopher Phillips	Theo Rion Plante	Amiah Janette Potvin
Ayslin Joan Roberge	Brockland Austin Saad	Priya Jane Saini
Weston Dale St. Onge	Oliver John Stilwell	Finley Mae Stowell
Winslow Calloway Stratton	Grayson Avery Thompson	Kruz Malcolm Titherington
Myra Ann Toof	Margaret Linda Trombley	Moiria Imogen Vaughan
Arlo Arnold Vincelette	Lincoln Thomas Way	Penelope Burr Williamson
Landyn Joshua Woodward		



## WEDDING BELLS

**JULY 1, 2021 TO JUNE 30, 2022**

Brendan McArdle O'Brien-Moore & Jessica Frances Castine
Robert Earl Galley & Jaime Lynn Taylor
Kale George Kamuda & Anna Mae Hernberg
Chris Edeas Jettie & Carita Marie French
Mark Jason Roskamp & Alison Suzanne Pazio
Brandon Michael Reed & Sarah Sue Rawson
Woody Sleman Dekafou & Amanda Leigh Devos
Jonathan Daniel Delabruere & Lindsay Erin Brown
Rachel Elizabeth Grenier & Meagan Elizabeth Dewitt
Jared Robert Poland & Laura Elizabeth Bean
Steve Omer Rainville & Amanda Lee Coffin
Benjamin James Ashline & Sandra Ruth Groening
Aaron Collier Wilson & Emily Jane Quinn
Tanner Francis Palermo & Rebecca Nicole Spittle
Matthew Stephen McQueen & Jessica Rose Spidle
James Patrick Mixon & Jami-Lyn Marie Root
Jakob Shawn Williamson & Raina Starr Jasmine Lambert
Richard Hartley Corbin & Sarah Elizabeth Bell
Catherine Mary Meyers & Rosslyn Kay Barr
Matthew Joseph Roy & Ava Elizabeth Tyler
Brittany Lynne Downs & Jennifer Ashley Campbell
Jason Michael Bellavance & Megan Marie Thrall
Daniel William Flynn & Olivia Kristin Zajac
Brandon Richard Dousharm & Michaela Stephanie Millette
Michael Demarco Ferguson & Sarah Elaine Meyer
Nicholas Dylan Gallerani & Morgan Jean Lumbra
Heidi J. S. Hadley & Anne M Rainbolt
Kyle Ryan Sikora & Olivia Anne Ladue
Darren Alan Giguere & Kristy Lynn Knott
Peter Lawrence Pollander & Veronika Waibel
Justin Paul McLane & Megan Brooke Hampton
Zachary James Roy & Alyssa Rae Demarinis
Derek Shelby Blood & Brianna Rose Champney
Leopold Arsene Gaudreau III & Jennifer Reise Savage
Jeremy Daniel Chenail & Erin Adler Thompson
Jonathan William Burnham & Michaela Noel Hinchman
William Jordan Gabriel & Janice Lee Kari



**SADLY MISSED**  
**JULY 1, 2021 TO JUNE 30, 2022**

Linda Mae Adams
Wayne Roger Aiken
Edwin Elijah Alexander
Evelyn Mary Ashline
Elsie Maranville Badamo
Brenda Lee Barkyoub
Dale Brewster Bellows
Bernard Wayne Bessette
Linda Joan Boutin
Dolores M. Cato
Albert Ernest Chicoine Jr.
Joyce R. Corey
Sandra Nellie Cutting
Alfons G. Dahm
Winfred Reuben Decker Jr.
Joanne Lillian Deschamps
Daisy Mae Field
Dorothea Ann Fullem
Teresa Marie Galipeau
Donna Peck Graeme
John Cullen Hazzard
Jean Patricia Hogaboom
Robert Merrill Hogaboom
Richard Harry Hubbard
Barbara Anne Irish
Clark Clarence Jerome Sr.
Donald Owen Knerr
Jean Elizabeth Kuhn
Kevin William Mason
Roger Arnold Meunier
Lee Douglas Minor
Thomas Joseph Neapolitano
Eva L. Newby
Earl Howard Nolan
Gloria Ann Ovitt-Ledoux
Hubert Wilson Paquette Jr.
Bert Joseph Pion
D. Lissa Robart
Pamela L. Shedrick
Lindsay Mae Sheehan
Michael Robert Sullivan
Shanna L. Swem
Bradley James Thomas
Rodrigue G. Valley
Mark Beasley Van Buren
Ira Van Vliet III
Edward M. Warner
Lawrence William Young Sr.

## FAIRFAX, VERMONT ANNUAL REPORT

### Assessor's Report

---

The Assessor is responsible for performing all town property assessments: keeping, updating, maintaining the value of real property in the town on which the Selectboard will set a tax rate necessary to raise the monies to pay for town services, maintenance, town roads and school.

- The office hours are Monday, Wednesday, and Friday from 9:00am to 3:00pm.
- If you have questions or need information or assistance you can call the number above or e-mail me at [Listers@fairfax-vt.gov](mailto:Listers@fairfax-vt.gov)

Don't forget, you can check the web site for important dates such as lodging the Grand List and Grievance. The web site also has a new mapping info tool for information on the Grand List. The property record card with your sketch is available for all properties. You can find this on the town web site Fairfax-vt.gov. under Departments, then Assessor.

The town-wide reappraisal was completed in July. The appraisers were extremely impressed with and thankful for the Fairfax residents' acceptance and helpfulness with information. The Change of Appraisal booklet was mailed to every property owner the end of May with information on property values as well as when grievance would be held. Fewer people took advantage of their opportunity to grieve indicating that values were found to be acceptable. Following that process there were no requests for BCA hearings. The new **Common Level of Appraisal of 1.1628** was applied to the fiscal 2023 tax bills.

To keep informed, usually meetings are attended such as, VALA (Vermont Assessor and Lister Association) every other month in Randolph. MSOL/CAMA, NEMRC (New England Municipal Resource Center) Annual Seminar, TOEC (Town Officer Education Conference) also other classes the state and PV&R offer. The year was more normal, the meetings gradually getting back to in person. These meetings are extremely beneficial as they keep us up to date on all the changes and requirements needed to fulfill our statute requirements and complete the Grand list in a timely manner, with few grievances or BCA hearings.

#### FY22 Figures

- Received and reviewed: 98 new notices /permits with 21 new living units, 40 barns, sheds & detached garages, 14 additions and /or finished areas, 23 decks, pools and porches.
  - Ongoing routine work due to changes and subdivisions throughout the year: finishing up prior year permits as they are active for two years, Homestead Declarations, Current Use, Veteran Exemptions, Property Transfers and mapping.
-

---

Based on the 2023 Grand List figures, and the voted budgets, the municipal tax rate of .4770, local agreement of .0020, plus a municipal deficit of .0442 was set by the Selectboard for residential and non- residential tax purposes. The state sets education rates, the municipal rate is \$1.0092 and non- residential is \$1.2607. This results in a residential rate of **\$1.5324** and a non-resident rate of **\$1.7839** for the 2023 fiscal tax year.

All Homestead Declarations must be filed with the state every year by April 15<sup>th</sup> to avoid a penalty. If the April 15<sup>th</sup> deadline is not met there will be a 3% penalty assessed on your tax bill. The final date for filing is October 15<sup>th</sup>. The form HS-122 can be found online at <http://tax.vermont.gov>.

*Patricia McNall*

Patricia McNall,  
Assistant Assessor



Measuring a Tea House



## INDEPENDENT AUDITOR'S REPORT

To the Selectboard  
Town of Fairfax, Vermont  
Fairfax, Vermont

### Report on the Financial Statements

We have audited the accompanying financial statements of the governmental activities, the business-type activities, each major fund, and the aggregate remaining fund information of the Town of Fairfax, Vermont as of and for the year ended June 30, 2022, and the related notes to the financial statements, which collectively comprise the Town of Fairfax, Vermont's basic financial statements as listed in the table of contents.

### *Opinions*

We have audited the accompanying financial statements of the governmental activities, the business-type activities, the aggregate discretely presented component units, each major fund, and the aggregate remaining fund information of the Town of Fairfax, Vermont, as of and for the year ended June 30, 2022, and the related notes to the financial statements, which collectively comprise the Town of Fairfax, Vermont's basic financial statements as listed in the table of contents.

In our opinion, the financial statements referred to above present fairly, in all material respects, the respective financial position of the governmental activities, the business-type activities, the aggregate discretely presented component units, each major fund, and the aggregate remaining fund information of the Town of Fairfax, Vermont, as of June 30, 2022, and the respective changes in financial position, and, where applicable, cash flows thereof for the year then ended in accordance with accounting principles generally accepted in the United States of America.

### *Basis for Opinions*

We conducted our audit in accordance with auditing standards generally accepted in the United States of America. Our responsibilities under those standards are further described in the Auditor's Responsibilities for the Audit of the Financial Statements section of our report. We are required to be independent of the Town of Fairfax, Vermont, and to meet our other ethical responsibilities, in accordance with the relevant ethical requirements relating to our audit. We believe that the audit evidence we have obtained is sufficient and appropriate to provide a basis for our audit opinions.

### *Responsibilities of Management for the Financial Statements*

Management is responsible for the preparation and fair presentation of the financial statements in accordance with accounting principles generally accepted in the United States of America, and for the design, implementation, and maintenance of internal control relevant to the preparation and fair presentation of financial statements that are free from material misstatement, whether due to fraud or error.

In preparing the financial statements, management is required to evaluate whether there are conditions or events, considered in the aggregate, that raise substantial doubt about the Town of Fairfax, Vermont's ability to continue as a going concern for twelve months beyond the financial statement date, including any currently known information that may raise substantial doubt shortly thereafter.

## A.M. PEISCH & COMPANY, LLP

### ***Auditor's Responsibilities for the Audit of the Financial Statements***

Our objectives are to obtain reasonable assurance about whether the financial statements as a whole are free from material misstatement, whether due to fraud or error, and to issue an auditor's report that includes our opinions. Reasonable assurance is a high level of assurance but is not absolute assurance and therefore is not a guarantee that an audit conducted in accordance with generally accepted auditing standards will always detect a material misstatement when it exists. The risk of not detecting a material misstatement resulting from fraud is higher than for one resulting from error, as fraud may involve collusion, forgery, intentional omissions, misrepresentations, or the override of internal control. Misstatements are considered material if there is a substantial likelihood that, individually or in the aggregate, they would influence the judgment made by a reasonable user based on the financial statements.

In performing an audit in accordance with generally accepted auditing standards, we:

- Exercise professional judgment and maintain professional skepticism throughout the audit.
- Identify and assess the risks of material misstatement of the financial statements, whether due to fraud or error, and design and perform audit procedures responsive to those risks. Such procedures include examining, on a test basis, evidence regarding the amounts and disclosures in the financial statements.
- Obtain an understanding of internal control relevant to the audit in order to design audit procedures that are appropriate in the circumstances, but not for the purpose of expressing an opinion on the effectiveness of the Town of Fairfax, Vermont's internal control. Accordingly, no such opinion is expressed.
- Evaluate the appropriateness of accounting policies used and the reasonableness of significant accounting estimates made by management, as well as evaluate the overall presentation of the financial statements.
- Conclude whether, in our judgment, there are conditions or events, considered in the aggregate, that raise substantial doubt about the Town of Fairfax, Vermont's ability to continue as a going concern for a reasonable period of time.

We are required to communicate with those charged with governance regarding, among other matters, the planned scope and timing of the audit, significant audit findings, and certain internal control-related matters that we identified during the audit.

### ***Required Supplementary Information***

Accounting principles generally accepted in the United States of America require that the Schedule of the Town's Proportional Share of the Net Pension Liability and the Schedule of the Town's Contributions and notes to the required supplementary information – Pension plan on page 38 be presented to supplement the basic financial statements. Such information, although not a part of the basic financial statements, is required by the Governmental Accounting Standards Board, who considers it to be an essential part of financial reporting for placing the basic financial statements in an appropriate operational, economic, or historical context. We have applied certain limited procedures to the required supplementary information in accordance with auditing standards generally accepted in the United States of America, which consisted of inquiries of management about the methods of preparing the information and comparing the information for consistency with management's responses to our inquiries, the basic financial statements, and other knowledge we obtained during our audit of the basic financial statements. We do not express an opinion or provide any limited procedures do not provide us with sufficient evidence to express an opinion or provide any assurance.

Management has omitted the management's discussion and analysis that accounting principles generally accepted in the United States of America require to be presented to supplement the basic financial statements. Such missing information, although not a part of the basic financial statements, is required by the Governmental Accounting Standards Board who considers it to be an essential part of financial reporting for placing the basic financial statements in an appropriate operational, economic, or historical context. Our opinion on the basic financial statements is not affected by this missing information.



### ***Other Information***

Our audit was conducted for the purpose of forming opinions on the financial statements that collectively comprise the Town of Fairfax, Vermont's basic financial statements. The Detail Statement of Cash Receipts and Disbursements – Budget and Actual (Budgetary basis)-General Fund and the combining nonmajor governmental funds financial statements are presented for purposes of additional analysis and are not a required part of the basic financial statements. The Detail Statement of Cash Receipts and Disbursements – Budget and Actual (Budgetary basis)-General Fund and the combining nonmajor governmental funds financial statements are the responsibility of management and were derived from and relate directly to the underlying accounting and other records used to prepare the basic financial statements. Such information has been subjected to the auditing procedures applied in the audit of the basic financial statements and certain additional procedures, including comparing and reconciling such information directly to the underlying accounting and other records used to prepare the basic financial statements or to the basic financial statements themselves, and other additional procedures in accordance with auditing standards generally accepted in the United States of America. In our opinion, the Detail Statement of Cash Receipts and Disbursements – Budget and Actual (Budgetary basis)-General Fund and the combining nonmajor governmental funds financial statements are fairly stated in all material respects in relation to the basic financial statements as a whole.

### ***Other Reporting Required by Government Auditing Standards***

In accordance with *Government Auditing Standards*, we have also issued our report, dated January 12, 2023, on our consideration of the Town of Fairfax, Vermont's internal control over financial reporting and on our tests of its compliance with certain provisions of laws, regulations, contracts, and grant agreements and other matters. The purpose of that report is to describe the scope of our testing of internal control over financial reporting and compliance and the results of that testing, and not to provide an opinion on the effectiveness of the Town of Fairfax, Vermont's internal control over financial reporting or on compliance. That report is an integral part of an audit performed in accordance with *Government Auditing Standards* in considering the Town of Fairfax, Vermont's internal control over financial reporting and compliance.

*A.M. Peioch & Company, LLP*

Saint Albans, Vermont  
January 12, 2023  
VT No. 92-0000102

## FAIRFAX, VERMONT ANNUAL REPORT CEMETERY COMMISSION

---

The Town of Fairfax Cemetery Commission maintains seven locations: Beaver, Beeman, Carrol Hill, Kingsbury/Hibbard, Mudgett, Safford and Spafford Cemeteries.

- The Cemetery Commission continues to maintain the cemeteries by keeping them properly mowed and cared for.
- A wetlands evaluation was done on the right-of-away to Mudgett Cemetery. We'll continue to work with the land owner to secure a formal access.
- All the Veterans are honored each Memorial Day with a fresh flag with old flags properly disposed of.

The Commission has two vacancies. If you have any interest in filling one of the positions, please reach out to one of us.

Respectfully submitted,  
Fairfax Cemetery Commission  
Sally Sweet, Treavor Howard, and Lucien Hayes



Spafford Cemetery before and after brush & stump removal & fence replacement

---

## FAIRFAX, VERMONT ANNUAL REPORT

### Fairfax Community Library

---

**Mission Statement for Fairfax Community Library:** The Fairfax Community Library serves both the citizens of Fairfax as well as the students, faculty and staff of Bellows Free Academy. We are committed to assisting and encouraging all community members in their endeavor for self-education and/or recreational reading. The library supports the curriculum of Bellows Free Academy. The library provides the community with materials, reference services and programs, functioning as a center for reliable information.



➤ *Successes and Accomplishments from 2022:*

- The library continued the Early Literacy Project with generous donations from local non-profit, *A Generous Heart*, aimed at preschool-aged children and elementary-aged students.
  - We welcomed a new staff member, Sue Wade, as Interim Library Director.
  - Library assistant, Elizabeth LaRosa, presented at the Vermont Fairy Tale Festival in Killington Vermont.
  - We continued the library program to hire a high school student for the Summer Assistant position.
  - The ARPA Grant funds that the library received through the VT Department of Libraries and Institute of Museum and Library Services (IMLS), allowed us to add a new outdoor book drop bin for book returns, new technology tools to improve remote access to meetings and programs, upgrade of staff computers and online public access computer at the library desk, and STEM program supplies.
  - The library offered many in-person programs including Preschool Story Time, After School Youth Programs, Chess Club, and Book Club for Adults. Also, we welcomed several families to the Baby Book Dedication Social at the library this past spring.
  - The library staff planned a successful 2022 Summer Reading Program with engaging activities, fun incentives, and wonderful participation! This year's theme was *Oceans of Possibilities*.
-

- 
- We partnered with the Fairfax Parks & Rec Department on several programs that included the Fairfax Summer Camp attending weekly library programs as part of the themed activities for campers.
  - A grant provided by Northwest Counseling & Support Services (NCSS) allowed the library to support the Fairfax Playgroup with initial purchases of new equipment and educational resources for young children and their caregivers.
  - The library collected Halloween Candy donations from community members to give to residents who live in the village and get many trick-or-treaters.
- *Goals and Plans for 2022-Goals guided by library strategic plan*
- In 2023, the Fairfax Community Library celebrates its 50th year! Stay tuned for upcoming announcements and ways to join in the celebration!
  - We look forward to continuing to serve the community of Fairfax this year and to work on goals such as motivating young people to read during the summer months through the 2023 Summer Reading Program, encouraging local collaboration opportunities with town organizations to find ways to strengthen relationships among groups in Fairfax, and to expand services and program options for all ages and groups in the community.

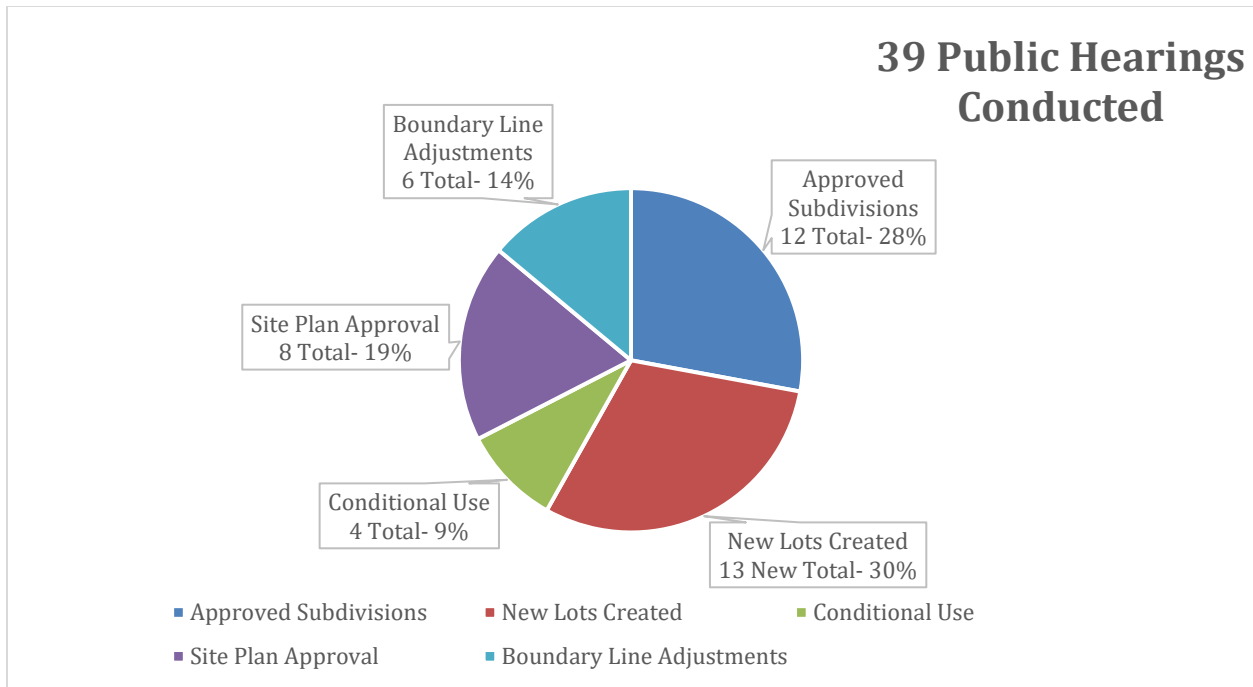


## FAIRFAX VERMONT ANNUAL REPORT

### Development Review Board

The Development Review Board (DRB) holds public hearings on development projects the second and fourth Tuesday of each month at 7PM in the Town Offices. Additionally, the DRB schedules working sessions and site visits as needed.

#### **2021-22 Fiscal Year Data for the Fairfax Development Review Board**



- 2021-22 Fiscal Year Development Review Board Members:
- Jason Heyer (Chair), Michelle Dufresne (Vice Chair), Nicholas Hibbard (Clerk), Adam Fitzgerald, and Claude Rainville. Hunter Gomez is the alternate.

The DRB considers various development proposals and usually conducts one or more public hearings at each meeting. The hearings can be Sketch Plan Reviews, Preliminary Plat Hearings, Final Plat Hearings, Revisions, Variances, Appeals or Conditional Use/Site Plan Hearings. Each hearing must be publicly warned and notification sent to all adjoining property owners. Before each hearing, each Board member must familiarize themselves with the case by reviewing all pertinent information. The minutes are available on the Town of Fairfax website 5 calendar days after the hearing. After the final hearing, the Board will go into a deliberative session to discuss the information presented and make a decision. The decision is formally written as a “Findings

---

of Fact and Order” (which must be recorded by the applicant in the Town Records). The final survey map for the project (Plat), if required, must be reviewed by the Board, and signed by the Chairman before it is filed, by the applicant, in the Town’s land records.

- An Interested Person is anyone who may legally appeal to the Development Review Board or the Vermont Environmental Court, as prescribed by the Vermont Municipal and Regional Planning Act. These include:
  - The party owning title to the subject property, or the designated agent of said property, or a municipality or solid waste management district empowered to condemn it or an interest in it
  - Persons owning or occupying property in the immediate neighborhood.
  - Any ten voters or property owners in the Town who file a petition with the Development Review Board
  - The Selectboard of the Town or any adjourning Town
  - Certain State Agencies

The Zoning Administrator, Amber Soter, conducts Administrative Reviews for eligible 2-lot subdivisions and boundary adjustments. In addition, the Zoning Administrator actively assists residents through the DRB process, produces and posts public notices, invites adjoining landowners to hearings, takes minutes at hearings, drafts decisions for the DRB, and mails correspondence to the Board and participants. Copies of the signed minutes from each meeting can be viewed at the Zoning Office. Schedules and minutes are also available on the Town’s website at, <http://www.fairfax-vt.gov/>.

Respectfully submitted,



Amber Soter  
Zoning Administrator



## FAIRFAX VERMONT ANNUAL REPORT

### Emergency Management


In Vermont, emergency management is required of all municipalities. Emergency Management Directors and Coordinators are responsible for ensuring community are prepared for natural and human-caused disasters and, during emergencies, serve as a link between the community and assistance providers such as the State and Federal Emergency Management Agency. The Town is required to have a local emergency management plan and a local hazard mitigation plan. Fairfax works with Northwest Regional Planning to keep these plans up to date and participates in the Regional Emergency Management Committee.

- Emergency backup generator was installed at the EOC town office building.
- Required reporting was completed.
- We were very fortunate not to have any incidents this year.
- I started this position in 2003 having served 20 years. In 2023 the Emergency Management will be merged with the Fire Department. I will be retiring from my position, which I have enjoyed over the years.

I wish you all the best for 2023 and thank you for your support over the years. Remember preparedness starts at home: <https://vem.vermont.gov/preparedness> .

Best regards,

Stephen E. Bessette-Selectboard/EMC



2017 Windstorm



## FAIRFAX, VERMONT ANNUAL REPORT

### Fire Department

---

This year was another busy year for the Fairfax Fire Department, coming out of the pandemic. Working with the Town, we have restructured the department and now have our first full-time Fire Chief. Mid FY22, we took delivery of our new-to-us ladder truck: Ladder 1. Our members worked hard to get the rest of our equipment mounted and are continuing to work very hard to be fully trained and qualified on Ladder 1. Ladder 1 is a great community asset as it responds to most fires, bringing additional tools and a 75' aerial ladder to the scene. When used, this ladder will provide a much safer working platform for the firefighters.

We continue to be very busy with the different inspections that the Fire Department covers. We are projected to inspect between 25 and 30 new solar arrays this year. We have also been working very closely with the State Fire Marshal Office on inspections ranging from fire safety complaints to new multiple family constructions and many in between. This year we have also reinstated our pre-plan program in which we work with commercial occupancies in town to plan out their buildings and identify any hazards firefighters may find in an emergency.

The department meets every Tuesday night for our weekly training. The majority of our firefighters are either State of Vermont Certified Firefighters or in class currently to become certified. This certification requires 24-hours of continuing education each year. I am proud to say that our current training program provides our firefighters with 72 hours of continuing education opportunities each year.

We have seen another jump in membership this year with the current roster of 24 firefighters as well as 3 cadets and 7 lifetime members. We are always looking for more firefighters. If you are interested in joining our department, please contact us.

We continue to work on the expansion of our station. Our building committee, made up of firefighters and fire officers, came up with a great plan for the expansion. We will be breaking ground on the project in 2023!

In FY23 our truck committee will be working on plans for the replacement of Engine 1. Engine 1 (2003 E-one) is the work horse of our fleet and responds first due to most of our incidents. NFPA recommends the replacement of front-line engines every 10 years. Most manufactures have 2 years build-times so will work hard to get our new engine ordered in 2023. That will put Engine 1 as a front-line engine for about twelve (12) years (a bit over NFPA recommendations). I am confident with the care our Firefighters take of the equipment here that Engine 1 will last those extra two (2) years.

---

Here is a breakdown of the incidents we have responded to from January 1<sup>st</sup> of 2022 to November 22<sup>nd</sup> of 2022. As I had said before it has been a busy year for us. With our population growing we do not anticipate slowing down in the years to come.

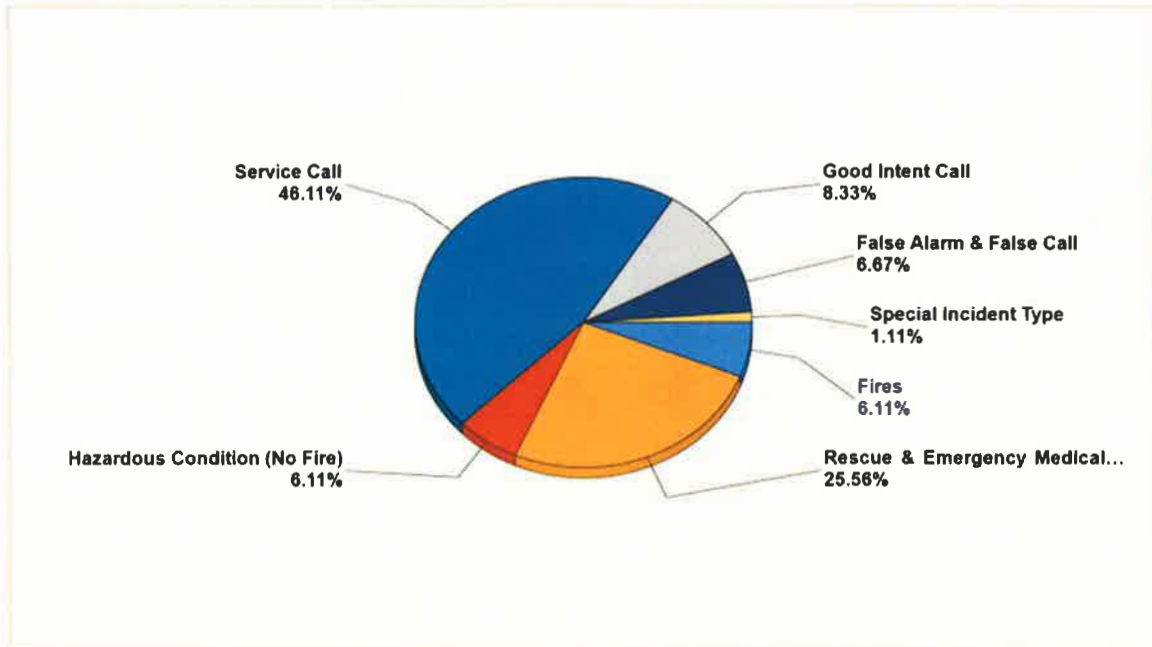
## Fairfax Fire Department

Fairfax, VT



### Breakdown by Major Incident Types for Date Range

Zone(s): All Zones | Start Date: 01/01/2022 | End Date: 11/22/2022



I am extremely proud of our department. Our members have worked incredibly hard over the last year and will continue to work hard for this town. We would also like to thank Fairfax Rescue and all of our mutual aid partners for all their work over the last year. We are looking forward to working with all of them in the coming years.

Thank you for your time and stay safe,

Micah Genzlinger  
Chief of Department  
Fairfax Fire

## FAIRFAX VERMONT ANNUAL REPORT

### Parks & Recreation

---

The 2022 fiscal year was one of growth and exploration for the Fairfax Parks and Recreation Department. Both Kelli and I were new in our roles as Activities Coordinator and Parks and Recreation Director (respectively) and we were ready to hit the ground running. With lots of ideas, and energy to match, we were able to create more events, new programs, all while maintaining our regular annual events. As well as some fun new upgrades to the park.

Summer 2021 brought back the in-person Party in the Park and 4th of July parade, both of which were a huge success full of fun! Summer camp was in full swing for our first season running the program independently. Kids spent time doing themed activities and crafts, spending time at the river, making visits to the library and spending time at the community center when weather was inclement. The Egg Run also returned as a modified event, bringing back the 5k Run, 5k Walk and kids fun run as well as a small food tent.

As we entered the fall/winter months we brought back another one of our annual events, the Tree Lighting. We had a huge turn out and lots of volunteers helping with the hot chocolate and cookies. With a visit from Santa, kids had lots to enjoy! Thanks to DPW for helping to gather the tree and Bob Horr for donating it. Shortly after we introduced a new event, the January Jamboree. Even though we ended up having the event in February due to weather, the outside bonfire with s'mores and a community skating opportunity brought dozens of people out to enjoy the ice rink.

Spring brought on two new events; March Madness and the Art Festival and Auction as well as our annual Leprechaun Hunt and Egg Hunt. March Madness was created by Kelli with much excitement from myself! The premise: local community members submitted maple inspired foods to our judging tables so that other community members could act as judges. A judging card could be purchased with a donation to the department and each judge could go around and taste test the over 10 different foods that were submitted. Winners were determined and prizes were given out. The Art Festival and Auction was a fun new idea that allowed dozens of local artists to donate their work to be auctioned off as a fundraiser for the Community Center Building. With a fun kids craft event with Nicole, a local food truck and some local vendors, it was a nice event. For our annual 'hunting' events; the Leprechaun's came back out for another season of St. Patrick's Day fun and the Egg Hunt saw the Easter Bunny back even through the wet weather.

We closed out FY22 with plans for a bigger and better summer camp with more opportunities for fun. We had our first Summer Series Mash-Up event at the end of June; the Kids Carnival version. Live music, local vendors and a Twirly Whirly made for a super fun event for all ages! With this being the first events in a series, we knew it was going to be a good summer.

Danielle Rothy,  
Parks and Recreation Director

---





## FAIRFAX VERMONT ANNUAL REPORT

### Planning Commission

---

The Commission has had a successful year. The board has secured two large grants that will continue to support the Planning Goals of the Town. In the 2022 fiscal year the Planning Commission conducted 13 meetings.

The Planning Commission successfully completed a minor Zoning Regulations update. Some of the updates we were excited about included; Addition of Accessory on Farm Business Regulations; Change in how land for subdivision is calculated and; more generous Accessory Dwelling guidelines.

The Planning Commission has also secured two Planning Grants. One is a Bylaw Modernization Grant and the other is an Official Town Map Grant. The Town has hired Brandy Saxton of PlaceSense to partner with on these grants.

The Modernization Grant allows Municipalities to use this funding to hire a consultant to collaborate with local stakeholders and prepare bylaw updates that expand opportunities for new homes, confront the State's housing crisis, and ready communities for unprecedented investments in housing and infrastructure. The grants support access to the State's Neighborhood Development Area designation through the implementation of the *Zoning for Great Neighborhoods Guide*. Fairfax was fortunate to be chosen as a case study Town for the creation of the guide and we are excited to have the opportunity to implement the suggestions.



The "Official Map" Planning Grant will assist the Town in adopting an official map that identifies future municipal utility and facility improvements, such as road or recreational path rights-of-way, parkland, utility rights-of-way, and other public improvements, in order to provide the opportunity for the community to acquire land identified for public improvements prior to development for other uses and to identify the locations of required public facilities for new subdivisions and other development under review by the municipality. We are excited for this fun and very important project this year.

---

The public is always encouraged to provide input and feedback. This can be done by writing to the Zoning Office or coming to a Planning Commission meeting. We like to hear from you.

➤ 2022 Fiscal Year Planning Commission Members:

- Greg Heyer (Chair), Richard Wimble (Vice Chair), Jeffrey Bartley, Kevin Riordan and Jolie Frechette.



The Planning Commission normally meets on the first and third Tuesday of each month at 7PM in the Town Office Building. Please check agendas on the Town website. Public attendance and input are always welcome. The Planning Commission would like to thank the members of all the Town Boards for their hard work and service to the Town.

Agendas and minutes from each meeting can be viewed in the Zoning Office and on the Town website; [www.Fairfax-VT.gov](http://www.Fairfax-VT.gov). Please feel free to contact the Zoning Office located in the Town Office Building for further information.

Respectfully submitted,

A handwritten signature in black ink, appearing to read "A. Soter".

Amber Soter

Zoning Administrator

## FAIRFAX, VERMONT ANNUAL REPORT

### Department of Public Works

---

Our crew took on new challenges this year as we brought mowing in-house after taking over sidewalk maintenance from the Rec Department. We took on these new tasks as well as road grinding, blasting, ditching, paving, and dirt road resurfacing and will look to expand our crew in FY23 with the Town Meeting approved hire of a fourth crew member (Brody Hamel). We strive to keep our roads safe and well maintained as our town continues to grow.

#### **Projects completed in FY 2022:**

- Buck Hollow Road paving.
- Fletcher Road: retaining wall, grinding, rebuilding road base, adding drainage, bringing the road up, and creating proper drainage.
- Meade Road Hill: Drilling and blasting of ledge, lowering each side of the hill, 180 linear feet of ditching on each side of the road (picture included in report).

#### **Projects to be completed in FY 2023:**

- Flanders Road – Phase 1: A State Grants in Aid project to install a new culvert and outfall to repair a road identified as deficient under the State’s stormwater permit of the Town.
- Ditching: State stormwater requirements for road erosion improvements are completed with continued progress on stone lined ditching.
- Resurfacing: Continued resurfacing of unpaved roads and culvert installation.
- Paving: Austin Road, Tabor Hill, Rood Mill, Fletcher Road (2 parts), and McNall Rd. Fletcher Rd paving funded in part by a State Class 2 Grant.
- Mowing: With a roadside mower we will be maintaining our own roadsides, lawns, and cemeteries.

#### **Looking ahead to FY 2024:**

- Bridges: After a bridge inspection this year it was determined that the Rood Mill bridge was in need of emergency repair. This will be the focus of our special projects in FY24 with the help of grants. Deck board and runners on the Covered Bridge will be repaired in FY24 following a State inspection recommending so.
  - Fanton Road: A Better Back Roads Grant will assist with stone lined ditching and new culvert.
  - Flanders Road - Phase 2: A State Grants in Aid project to regrade the road to 17%.
  - Ditching – Phase 2: All roads have been completed in the last 5 years and now routine maintenance will begin.
-

- 
- Road Resurfacing – Phase 2: As with ditching, the following unpaved roads will receive maintenance Goose Pond Rd., Sam Webb Rd., Wilkins Rd., & Woodward Rd.

We would like to thank with community for their continued support. Your continued input and feedback are truly valued. We appreciate the opportunity to serve this community.

Tim Germaine

Fairfax DPW Supervisor

[highway@fairfax-vt.org](mailto:highway@fairfax-vt.org)





## FAIRFAX VERMONT ANNUAL REPORT

### Utility Department

---

The Fairfax water system serves 316 units. Water is supplied by Wheezy Way Well and pumped to two storage tanks off of Fletcher Road that gravity feed the village area through a water distribution system of approximately 26,245 feet of pipe with 33 fire hydrants. The majority of the water distribution system was installed in 1999 and supplies the Town with approximately 40,320 gallons per day.

In fiscal year 2022, water demand was 11,746,200 gallons per year or an equivalent of just shy of 18 Olympic sized swimming pools. During the past year, the Utility completed a Water Asset Inventory. The inventory has been uploaded into an asset management software: Novo. There were no water quality violations in fiscal year 2022.

The Fairfax wastewater collection system serves 452 units and consists of approximately 23,000 linear feet of gravity sewer, 2,000 linear feet of force main sewer, 107 manhole structures, and three town owned pump stations that flow to an aerated lagoon system located off of Hunt Street and ultimately discharging to the Lamoille River. The collection system was primarily installed in 1980 with some minor expansions and improvements made over the years.


In fiscal year 2022, the over 399,000 gallons of effluent were discharged or an equivalent of a little less than an Olympic sized swimming pool of water. Wastewater infrastructure was also added to the Town's asset management software. Work began on the Fletcher Road Utility Extension project in FY22 paid fully by an U.S. EDA and Northern Borders Regional Commission grants with match from Runamok Maple that will be served by the project.

For additional information on payment due dates or to pay a bill on-line visit us at [fairfax-vt.gov/utility](http://fairfax-vt.gov/utility). As always, we appreciate all of our utility users and are happy to answer any questions you have!

#### **Fun Fact!**

**In 1586, Sir John Harington invented the first modern flush toilet in England, although, when the idea arose, many thought it was a ridiculous idea. However, flush toilets can be traced back 5,000 years ago to ancient civilizations like the Romans!**

**It took many years for this invention to become popular, however, right up until the 1880s when Thomas Crapper updated the system.**

  
Amy Sears  
Utility Manager

## Utility Department FY24 Budget

### Income

FINAL READ	\$	150
PENALTY WATER & SEWER	\$	3,000
SEWER MISC.	\$	50
SEWER PERMITS/APPLICATIONS	\$	400
SEWER SERVICE	\$	123,600
WATER MISC	\$	50
WATER SERVICE	\$	145,700
<b>TOTAL INCOME</b>	<b>\$</b>	<b>272,950</b>

### Expense

<b>PAYROLL EXPENSES</b>		
Service	\$	2,000
RETIREMENT CONTRIBUTION	\$	7,913
SEWER WAGES	\$	79,973
WATER WAGES	\$	69,855
<b>TOTAL PAYROLL</b>	<b>\$</b>	<b>159,711</b>

OPERATING EXPENSES	SEWER	WATER
DISPATCH SERVICE	\$ -	\$ 1,200
ADVERTISING	\$ 100	\$ 100
CERTIFICATIONS	\$ 200	\$ -
CHLORINE	\$ 1,400	\$ 1,400
COMPUTER PROGRAM UPDATES	\$ 350	\$ 350
EDUCATION/TRAINING	\$ 150	\$ 150
EQUIPMENT RENTAL	\$ 75	\$ 500
DONATION	\$ -	\$ 100
DISABILITY INS.	\$ 120	\$ 120
PROPERTY INS.	\$ 950	\$ 950
WORKERS COMP INS.	\$ 2,850	\$ 2,850
LAB SUPPLIES	\$ 475	\$ 300
MEMBERSHIP	\$ 200	\$ 175
MILEAGE	\$ 1,575	\$ 1,575
MISC	\$ 35	\$ 35
NEW EQUIPMENT	\$ 1,000	\$ -
OFFICE SUPPLIES	\$ 375	\$ 375
PERMIT	\$ 900	\$ -
POSTAGE	\$ 250	\$ 250
LEGAL	\$ 200	\$ 175
PROFESSIONAL AUDIT FEE	\$ 2,800	\$ 2,800
REPAIRS & MAINT./ PARTS	\$ 3,800	\$ 4,500
SHIPPING CHARGES	\$ 350	\$ 300

## Utility Department FY24 Budget

OPERATING EXPENSES	SEWER	WATER
SHOP SUPPLIES	\$ 2,400	\$ 350
SUB-CONTRACTED LABOR	\$ 1,000	\$ 1,000
TOOLS- SMALL	\$ 150	\$ 200
UNIFORMS	\$ 915	\$ 915
ELECTRIC	\$ 15,000	\$ 9,270
HEATING	\$ 1,500	\$ 2,500
TELEPHONE	\$ 1,050	\$ 900
TESTING	\$ 3,000	\$ 1,800
WATER BOND INVESTMENT PYMT	\$ -	\$ 53,500
<b>TOTAL OPERATING EXPENSE</b>	<b>\$ 43,170</b>	<b>\$ 88,640</b>
<b>CAPITAL INCOME</b>		
<b>CAPITAL IMPROVEMENT INCOME</b>	<b>\$ 15,328</b>	
<b>CAPITAL EXPENSE</b>		
NEW METER PRO. INTEREST PYMT	\$ 1,253	
NEW METER PRO. PRINCIPAL PYMT	\$ 8,000	
<b>TOTAL CAPITAL EXPENSE</b>	<b>\$ 9,253</b>	

# FAIRFAX VERMONT ANNUAL REPORT

## Zoning Office

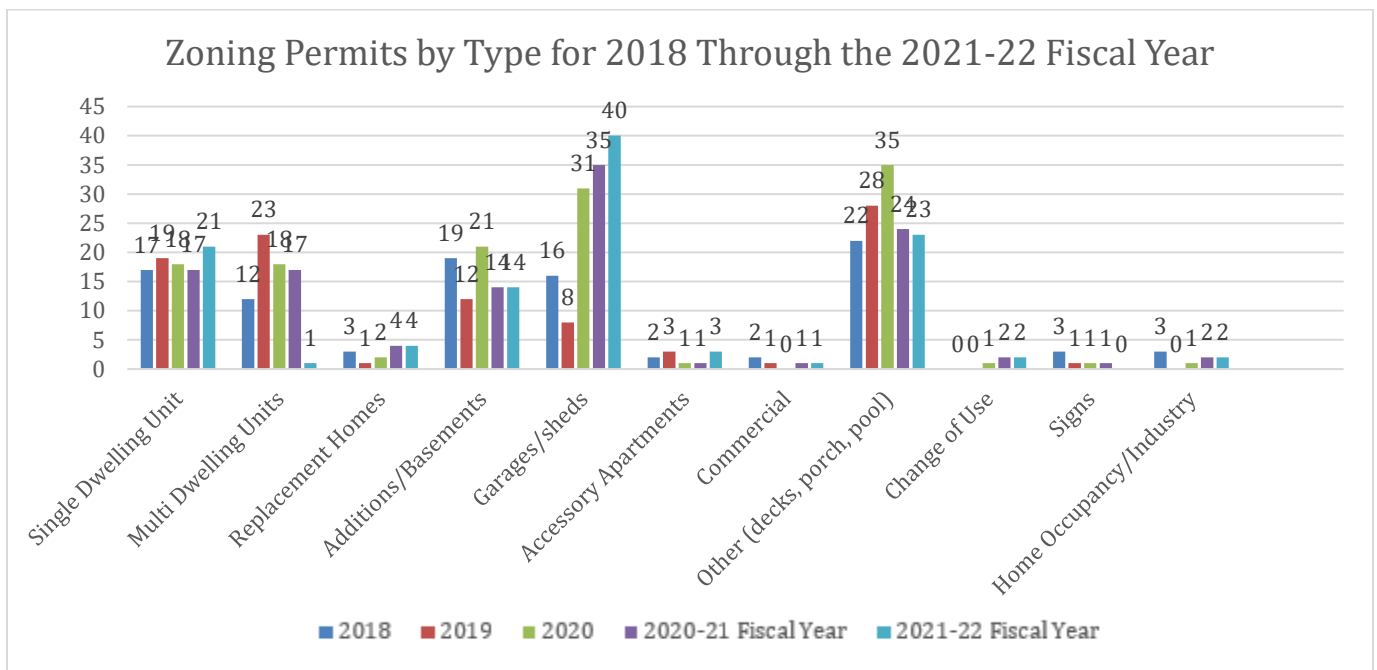
The Zoning Office is a bustling place and throughout the year we continued to answer questions and provide information and guidance for property owners, home buyers, attorneys, mortgage companies, engineers, and anyone else who phoned, wrote, or visited.

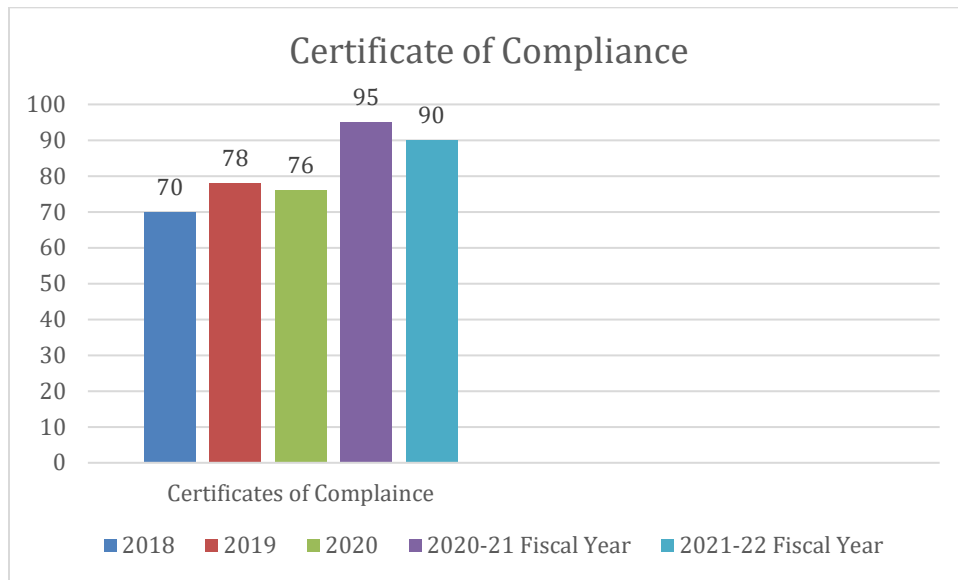
New residential growth and Certificates of Compliance remained in line with 5-year trends. Certificates of Compliance do not directly reflect resale home sales in Fairfax, they are only performed when requested and not required by the town. It is becoming common practice for attorneys and lenders to request this when a property is selling.

### ➤ 2022 Fiscal Year Stats

- Total Permits issued: 98
- New Dwelling Permits: 26
  - New Single Unit Dwellings: 21
  - Replacement Dwellings: 4
  - Multi Unit Dwelling Units Total: 0
    - 1 Unit Addition to Existing 2 Unit: 1
- Certificates of Compliance (issued to homeowners selling or refinancing their homes): 90

*Please note, some Zoning Permits were for multiple items at the same time. For example, a shed and a deck. The graph below is of the type of permits which do not directly reflect the amount.*





The Zoning Office would like to remind you that a permit is needed for any construction involving more than 100sq ft. This includes basements, decks, additions and more. Please call the office if you have any questions about whether a permit is required or not.

Our goal in FY2023 is to continue to provide the best possible service and information to those who contact us. If you need to meet with the Zoning Administrator directly it is best to schedule an appointment. 802-849-6111 ext 12. Our email is always open; [zoning@fairfax-vt.gov](mailto:zoning@fairfax-vt.gov) .

Respectfully submitted,

Amber Soter,  
Zoning Administrator





# Reports of Local, County, and State Agencies and Organizations

---



*Photo Courtesy of Lisa Demar Yandow*



**Fairfax Rescue**  
**P.O. Box 428**  
**Fairfax, Vermont 05454**  
**802-849-2773**

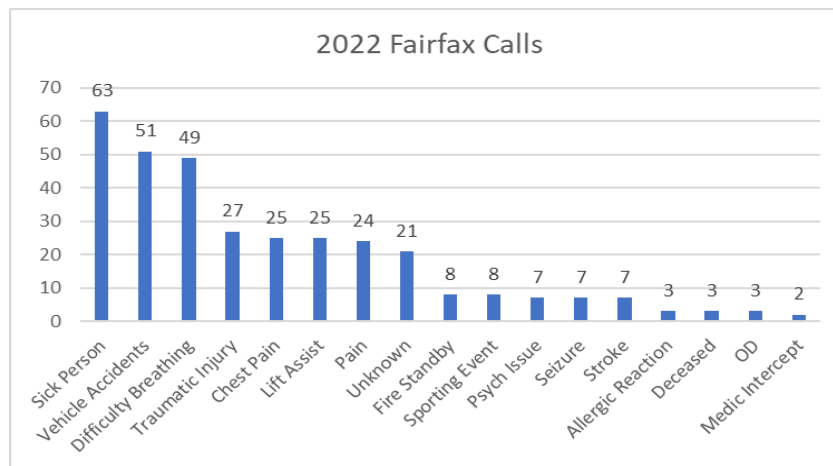


To the Town of Fairfax,

We are honored to present you with our report for 2022. Fairfax Rescue is a private not for profit Paramedic level ambulance service. We provide Advanced Life Support coverage to the towns of Fairfax, Fletcher, and the northern area of Westford. In addition, we provide mutual aid to the towns of Cambridge, Georgia, Milton, St. Albans and East Fairfield. We are also happy to provide standby coverage for community events such as the Egg Run, the Party in the Park and school sporting events. Our members love participating in community events! This year we participated in the Fourth of July parade, the Party in the Park, many football games and a Nordic skiing event. We also hosted an open house and our annual Halloween party made a big return this year! We are available to help out with any of Fairfax's school and community events.

2022 was a year of training and growth for our squad, our members, and the communities that we serve. This year we taught six Vermont Emergency First Responder classes, three EMT classes, and we have a current Advanced EMT class. Through these classes we were able to grow our volunteer base. Many of our existing members advanced in their certification level and are now able to provide a higher level of care. We also taught over 200 community members CPR this past year!

Fairfax Rescue responded to 700 calls this year with 334 calls being in Fairfax. The care provided on the majority of these calls was at the Advanced Life Support level.





Fairfax Rescue is primarily a volunteer service that provides Advanced Life Support at the paramedic level. We have some of the most highly trained professionals in EMS. We currently have four paramedics on our roster. We also have two members who are close to completing a paramedic course. Our members provide quality advanced life support coverage 24 hours a day, seven days a week. Our dedicated volunteers provide approximately 80% of our coverage and donated over 18,000 hours of their time in 2022. We are honored to have such a dedicated and highly trained membership.

We look forward to serving the town of Fairfax in the coming year. It is an honor to serve this community. We are dedicated to providing the best care possible and are excited about our continued training plans for next year.

Income	Proposed 7/1/21-6/30/22	Actual 7/1/21-6/30/22	Current Budget Year
Ambulance Runs	\$148,600.00	\$172,335.36	\$174,000.00
Subscription Drive	\$22,000.00	\$23,800.00	\$22,000.00
Memorials	\$250.00	\$2,020.00	\$250.00
Donations	\$9,500.00	\$14,994.09	\$9,500.00
Signs	\$500.00	\$1,123.00	\$700.00
Town of Fairfax	\$119,519.00	\$119,519.00	\$119,519.00
Town of Fletcher	\$18,043.00	\$18,043.00	\$18,043.00
Town of Westford	\$12,064.00	\$12,064.00	\$12,064.00
Fundraising	\$15,000.00	\$4,338.27	\$5,000.00
Grants	\$5,000.00	\$21,626.00	\$5,000.00
Course Fees	\$16,500.00	\$8,700.00	\$11,000.00
	\$366,976.00	\$398,562.72	\$377,076.00
Expenses	Proposed 7/1/21-6/30/22	Actual 7/1/21-6/30/22	Current Budget Year
Ambulance Maintenance	\$4,200.00	\$13,135.00	\$18,000.00
Utilities	\$7,450.00	\$7,106.00	\$8,600.00
Building Maintenance	\$5,700.00	\$2,864.00	\$9,000.00
Operational Expenses	\$112,041.00	\$105,893.56	\$139,510.00
Payroll	\$178,570.00	\$161,000.00	\$148,950.00
Insurance	\$26,500.00	\$20,033.00	\$27,000.00
Training Expenses	\$0.00	\$5,782.51	\$13,000.00
Grant Expenses	\$0.00	\$15,146.25	\$0.00
Miscellaneous	\$0.00	\$1,367.00	\$0.00
	\$ 334,461.00	\$ 332,327.32	\$ 364,060.00
Net	\$ 32,515.00	\$ 66,235.40	\$ 13,016.00

Fairfax Rescue is always recruiting and relies on new volunteers. Contact us at 802-849-2773, stop by our station at 14 Goodall St in Fairfax, visit our web page at <http://www.fairfaxrescue.org/>, or like us on Facebook for information on becoming a volunteer and the classes that we offer.



## FCIDC Annual Report for 2022

The Franklin County Industrial Development Corporation (FCIDC) was created in 1971 in an effort to grow the economy and job opportunities. Over the 50 plus years, with the help of all of our communities and partners, FCIDC has been successful in both of those areas. As I share with folks on a regular basis, there are hundreds of rural counties across our country that would trade places with Franklin County in a heartbeat. Our county continues to grow in population, job creation, capital investment and we have seen a rise in household income levels. Milk prices continue to increase for our dairy community, this is very important so that our farmers can cover the increases that they have seen in fuel, feed and other overhead expenses.

At the beginning of 2022 FCIDC embarked on creating an organizational strategic plan, "The Next 50 Years". We assembled 10 community panels focused on a variety of topics such as education, health care, manufacturing, millennials, recreation and tourism among others. In addition to the panels the FCIDC Directors participated in a Board retreat. One of the decisions coming out of those discussions was the need to assist our communities with projects that they might be working on; projects that would improve their villages/downtowns and improve their quality of life. In addition to the community focus we will continue to work with industries to attract new businesses and grow jobs. The new FCIDC mission statement that rose from our discussions is: *FCIDC is a catalyst for regional economic progress through a community approach.* The strategic plan can be found at [WWW.fcidc.com](http://WWW.fcidc.com).

During the month of May of 2022 and after a lengthy period of due diligence, FCIDC purchased the Perley Block located at 366 Main St. in Enosburg, VT. The original Perley Block was constructed in 1883 only to have burned down in February of 1908. It did not take the community long to re-construct the building and it was opened on February 3<sup>rd</sup>, 1909; almost one year after the fire. The retail portion of the building was last occupied some 7 years ago when the Enosburg Pharmacy operated on the site. There have always been apartments on the second floor. FCIDC has converted the existing first floor into two retail spaces and 3500 sq ft of office space. In addition to the first floor uses we have 8 apartments on the second floor. Attached to the back of the building was a cold storage warehouse and we will be converting that space to offices and conference room on the first floor and hopefully apartments on the second floor. The FCIDC cost of this investment will be \$1.4 million.

The Perley Block project, along with our work with Richford on hiring a Town Administrator, FCIDC support of water and sewer projects in Highgate and Montgomery and assisting with the engineering plans for the Abenaki Food Shelf in Swanton goes directly to our new mission that came out of our recent Strategic Plan. In addition to these plans in prior years FCIDC has invested in Swanton, Bakersfield, Enosburg and St. Albans Town.

Respectfully submitted by



Timothy J. Smith,  
FCIDC Executive Director

P.O. Box 1099

St. Albans, Vermont  
05478-1099

(802) 524-2194

Fax: (802) 524-6793

E-mail: [info@fcidc.com](mailto:info@fcidc.com)

[tim@fcidc.com](mailto:tim@fcidc.com)

Web Site: [fcidc.com](http://fcidc.com)



# FRANKLIN COUNTY SHERIFF

**Roger Langevin**  
Sheriff

**Lieutenant Chad Miles**  
Field Force Commander

387 Lake Road  
P.O. Box 367  
St. Albans, Vermont 05478  
(802) 524-2121 - Office  
(802) 524-7947 - Fax

**Lieutenant Mark Lauer**  
Support Services Commander

**Sergeant James Lynch**  
SRO Supervisor

**DATE:** January 27, 2023

**TO:** Fairfax Village

**FROM:** Sheriff Roger Langevin

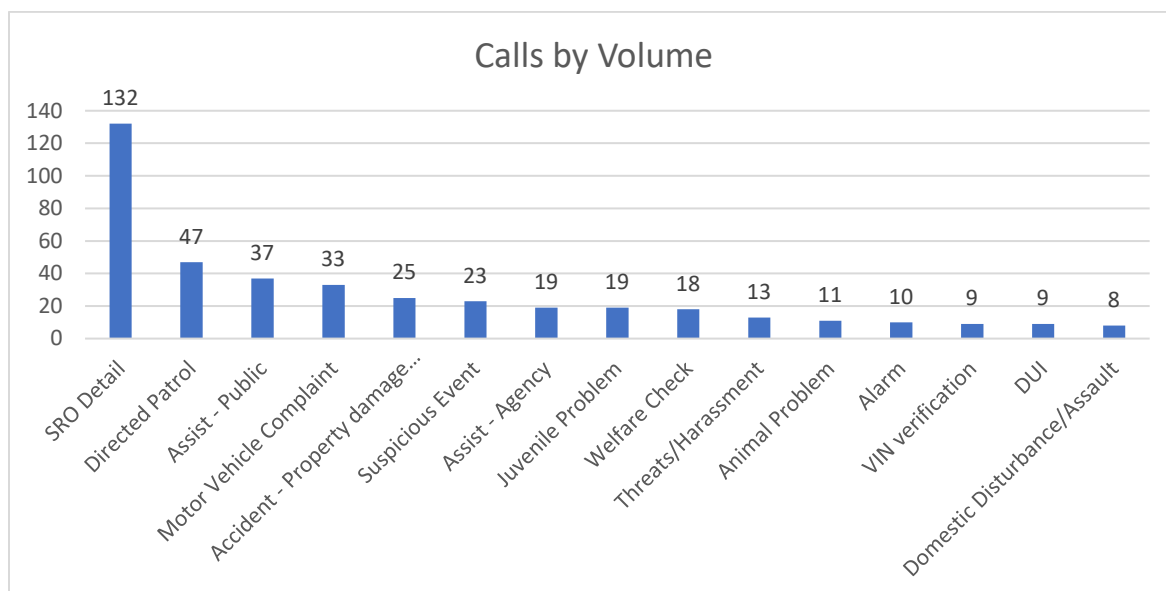
**RE:** Patrol Activity

The following is a report of the activity of the Franklin County Sheriff's Office (FCSO) for the town of Fairfax for the fiscal year encompassing the period of July 1, 2021 - June 30, 2022.

The table below provides a list of the most common types of incidents that FCSO Deputies handled during this fiscal year. These numbers do not include traffic stops.

		7/1/2021 – 6/30/2022
Total No. of Calls		518

The most common type of call that was document was for Directed Patrols The attached graph shows the other most reported criminal complaints.





# FRANKLIN COUNTY **SHERIFF**

## ARRESTS

FCSO made 25 arrests during this fiscal year. The arrests were made for the following offenses:

OFFENSE	TOTAL NUMBER OF ARRESTS
Aggravated Assault	1
Arrests on Warrant	2
Domestic Assault	2
Driving Under the Influence	3
Driving Under the Influence – 2 <sup>nd</sup> Offense	2
Driving with License Suspended	9
Excessive Speed	1
Careless & Negligent Operation	1
Simple Assault	1
Unlawful Mischief	1
Unlawful Trespass	1
Violation of Cond. Of Release	1

## TRAFFIC STOPS


A total of 602 Traffic Stops were conducted. As a result, forty-six (46) warnings were issued and eleven (11) traffic tickets were issued during November 2022.

		7/1/2021 – 6/30/2022
<b>Total No. of Stops</b>		<b>602</b>
	Civil Violations	3
	Municipal	1
	Tickets	216
	Warnings	382

The most common violations were speeding, 11-20 mph over the speed limit, using cell phone while driving, defective equipment and stop sign violations. The majority of the car stops were conducted throughout the village on Main Street.

The members of the Franklin County Sheriff's Office are always available to speak with any resident of Franklin County about any issue/concern they may have. Please call 802-524-2121.

Thank You,  
Sheriff Roger Langevin  
Franklin County



# **NORTHWEST REGIONAL PLANNING COMMISSION**

## **Town Report, 2022 - Fairfax**

Northwest Regional Planning Commission (NRPC) is a multi-purpose governmental organization created by the municipalities of Franklin and Grand Isle Counties. NRPC implements a variety of projects and programs tailored to local, regional and statewide needs. All municipalities in the region are entitled to equal voting representation by two locally appointed members to the Board of Commissioners.

### **2022 FAIRFAX TOWN PROJECTS**

- Updated the Local Emergency Management Plan along with documenting and submitting Tier 2 Hazardous Materials reports for the Highway and Water/Sewer Departments.
- Provided local planning and zoning assistance under a yearlong planning contract, including zoning bylaws edits.
- Consulted with local officials, identified projects and provided technical assistance for Municipal Roads Grants-in-Aid construction projects.
- Provided administrative assistance with the Northern Borders Regional Commission grant for a sewer/water line extension to Run Amok Maple.
- Supported the Northwest Communications Union District, in which Fairfax is a founding member.
- Reviewed municipal disaster resiliency efforts and identified training/exercise needs.
- Consulted with local officials and evaluated infrastructure projects that address water quality concerns that should be pursued for implementation.
- Healthy Roots Collaborative delivered gleaned produce to the Fairfax NOTCH clinic and NOTCH pharmacy on a regular basis.
- Gleaned produce regularly at one farm in Fairfax with the help of volunteers and school groups (include the BFA Fairfax Farm to School class).
- Provided funds to the NOTCH to purchase a mini-fridge to store gleaned produce at their local health center.
- American Rescue Plan Act: worked with state partners to determine eligible use of community funds.
- Provided technical assistance to Town Manager regarding possible stormwater projects.
- Completed a consultation of the municipal planning program.
- Completed a catch basin outlet inventory, which is a requirement under the Municipal Roads General Permit.
- Created a map of the snowplow routes of the Town of Fairfax.

This year the Commission will assist our member municipalities with maximizing local, state and federal COVID recovery and infrastructure funds, Municipal Roads General Permit compliance, water quality project implementation, local energy and climate planning, emergency preparedness, brownfields redevelopment and other needed services. NRPC will help promote the Missisquoi and Lamoille Valley Rail Trails, support local farm and food businesses through its Healthy Roots Collaborative, assist the Northwest Communications Union District in expanding broadband access in the region, and coordinate Housing For All, a three-year housing development campaign. The Commission has no regulatory or taxing authority; however, each year we do request a per capita assessment in support of local and regional activities and to provide matching funds for state and federal programs.

Your continued support for local and regional planning is greatly appreciated. NRPC is your resource - please call on us for assistance with planning, zoning, transportation, mapping or other needs.

**Fairfax Town Regional Commissioners - Sarah Hadd & Amber Soter**

**Transportation Advisory Committee - Tim Germaine**

### **NRPC Projects & Programs**

Municipal plan and bylaw updates, technical assistance for local permitting

Brownfields site assessments, clean-ups and redevelopment plans

Transportation planning, coordination and project development

Bike and pedestrian planning and project management

Emergency preparedness, disaster recovery and resilience

Energy conservation, renewable energy plans and projects

Watershed planning and stormwater project management

Regional plans for growth and development

Geographic Information System maps and data

Downtown and village revitalization and community development

Grant writing and administration

### **Associated Projects & Programs Managed by NRPC**

Healthy Roots Collaborative

Northern Vermont Economic Development District

Missisquoi Valley Rail Trail

Northwest Vermont Regional Foundation, Inc.

Clean Water Service Provider: Missisquoi and Lamoille River Basins

---

**Address:** 75 Fairfield Street,  
St. Albans, VT 05478

**Phone:** (802) 524-5958

**Fax:** (802) 527-2948

**Website:** [www.nrpcvt.com](http://www.nrpcvt.com)

## Local Health Office Annual Report 2022

Twelve Local Health Offices around the state are your community connection with the Vermont Department of Health. Your district office is at the address and phone number above. We provide essential services and resources to towns in Franklin and Grand Isle Counties in order to protect and promote the health and well-being of people in Vermont. For example, in the past year and beyond, St. Albans Local Health Office:

**Protected communities from COVID-19:** Since the pandemic began three years ago our doors have remained open, and we've been able to serve communities thanks to individuals, families, schools, businesses, first responders, and countless others that worked with us to meet the needs of local towns. We provided vaccine, testing, and information, along with other key public health services.

**Worked to prevent and control the spread of disease:** In collaboration with community partners, since COVID-19 response efforts began, we hosted over 75 COVID-19 vaccination clinics and provided over 10,100 COVID-19 doses. Since August 2021, all local health offices have also documented and helped manage 8,125 COVID-19-related situations, including 1,271 COVID-19 outbreaks.

**Ensured local preparedness for future emergencies:** We worked with partners like schools, hospitals, and emergency personnel to ensure effective pandemic response and support preparedness to distribute medicine, supplies, and information during public health emergencies. This year, we responded to the emergence of human monkeypox virus by sharing information and providing vaccine to community members. As of November 15, 2022, 12 hMPXV vaccine doses have been administered.

**Stayed attentive to people and communities most underserved:** We provided services and resources to people who are more likely to experience adverse health outcomes due to health inequities. For example, we provided vaccine at schools without access, shelters, meal, and food distribution sites, farms, and more.

**Collaborated with Town Health Officers around environmental health:** To help Vermonters better understand the relationship between their environment and their health, we collaborated with towns and other local partners. Find information about environmental health including lead, cyanobacteria (blue-green algae), food safety, drinking water, climate change, healthy homes, healthy schools, and more at [www.healthvermont.gov/environment](http://www.healthvermont.gov/environment).

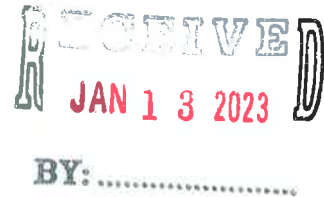
**Provided WIC services and resources to families and children:** Provided WIC nutrition education and support to 1,740 individuals between July 1, 2021 and June 31, 2022, while enabling them to save on groceries so they can have more to spend on other things their family needs. WIC also empowers families with breastfeeding/chestfeeding support and provides referrals to other health and nutrition services. Learn more at [www.healthvermont.gov/wic](http://www.healthvermont.gov/wic).

**Supported student health and youth empowerment:** According to the Vermont Youth Risk Behavior Survey, only 54% percent of students in Franklin County and 55% in Grand Isle County agree or strongly agree that they "believe they matter to people in their community." Regionally, efforts like mentoring and after-school enrichment programs help to ensure youth feel valued and included.

**Promoted health in all policies:** Health is not just individual behaviors and access to care, it's also housing, transportation, food access, education, natural resources, and other social determinants of health. We worked with towns, schools, worksites, healthcare providers, and other community organizations to establish plans, policies, and programming that improve health and wellness. To achieve health, we must continue to work together to improve opportunities for health across all sectors and periods of our lives.



STATE OF VERMONT  
DEPARTMENT OF PUBLIC SAFETY  
VERMONT STATE POLICE



**St. Albans Field Station**  
140 Fisher Pond Rd  
St. Albans, VT 05478

January 3rd, 2023

On behalf of the Vermont State Police, St. Albans Barracks, we are providing our 2022 Annual Report. This report will provide you information regarding current staffing issues and detail the specialty services provided by the Troopers assigned to the St. Albans Barracks.

**Mission Statement**

The mission of the Vermont State Police is to individually and collectively serve and protect by providing the highest quality of professional law enforcement services. The mission of the Troopers assigned to the St Albans Barracks is to protect the citizens of Franklin and Grand Isle Counties. By working together, we can educate, empower and foster trust within our community. We will strive to reduce crime and enforce the laws of our roadways through criminal investigations and aggressive motor vehicle enforcement.

**Specialty Services Provided by Troopers assigned to the St Albans Barracks**

In addition to their field primary responsibilities, many of the troopers assigned to the St Albans Barracks are members of special response teams that provide expert response capabilities in a variety of areas to address critical needs throughout Vermont.

The breakdown of these responses is as follows:

- 1 Trooper – Drug Recognition Expert (DRE)
- 4 Troopers – on the Tactical Services Unit (TSU)
- 6 Troopers – on the Critical Action Team (CAT)
- 1 Trooper – on the Search and Rescue Team (SAR)
- 1 Trooper – on the Bomb Squad (EOD)
- 3 Troopers – on the CLAN lab team
- 2 Troopers – on the Crash Reconstruction Team (CRT)
- 1 Trooper – on the Crisis Negotiation Unit (CNU)

**“Your Safety Is Our Business”**



**Annual Crime Statistics for the St. Albans Barracks:**

**Total Cases: 5556**

**Total Arrests: 353**

**Total Tickets Issued: 454**

**Total Warnings Issued: 1163**

**Fatal Accidents: 8**

**Total Burglaries Investigated: 37**

**Total DUI's: 81**

**Local Community Report: Fairfax**

**Total Cases: 345**

**Total Arrests: 21**

**Total DUI's: 5**

**Total Accidents – Property Damage: 11**

**Total Accidents – Injury: 4**

**Total Vandalisms: 6**

**Total Alarms: 9**

**Total Burglaries: 2**

**Total Tickets: 32**

**Total Warnings: 54**

**We will continue to make our communities safer through enforcement, directed patrols, outreach and community programs. It is our privilege to serve the citizens of this community. Together, we will get through these challenging times.**

**Respectfully,**



**Lieutenant Jerry Partin  
Station commander**

# Reports of Social Service Agencies

---



*Photo Courtesy of Marianne Green*



agewellvt.org  
Helpline: 1-800-642-5119  
P 802-865-0360  
F 802-865-0363  
875 Roosevelt Hwy, Ste. 210  
Colchester, VT 05446

## TOWN OF FAIRFAX REPORT

### FISCAL YEAR 2022 (10/1/2021 - 9/30/2022)

Last year, Age Well served 202 people from Fairfax, services included:



132 calls to the Helpline



171 hours of Care & Service Coordination



4,415 Meals on Wheels delivered  
22 Congregate Meals served  
945 Grab & Go meals served



44 hours of Options Counseling

20 Fairfax residents volunteered over 1,627 hours

## IMPACT

1 YEAR of Meals on Wheels equals roughly the same cost as one day in a hospital.

89% say Meals on wheels makes them feel more safe and secure while at home.

93% say it helps maintain social distancing during the COVID-19 pandemic and beyond.

## ABOUT AGE WELL

Age Well, formerly CVAA, are the leading experts and advocates for the aging population of Northwestern Vermont. We believe that health happens at home and focus on lifestyle, happiness and wellness—not on age. Since 1974, we have been part of Vermont's Area Agencies on Aging, coordinating services and care for Addison, Chittenden, Franklin and Grand Isle Counties.

Committed to helping individuals age well, we reduce barriers by providing access to healthy meals, in-home care and community resources. Delivered by staff members and over 1,000 incredible volunteers, our sought-after services are designed to meet the diverse needs of our clients, their families and caregivers.

We do not charge for services provided. As a nonprofit, we rely on donations and encourage clients to contribute if they are able to do so.

**MISSION: TO PROVIDE THE SUPPORT AND GUIDANCE THAT  
INSPIRES OUR COMMUNITY TO EMBRACE AGING WITH  
CONFIDENCE.**

### Disaster Response

In the past year, the American Red Cross has responded to **4 disaster cases** in **Franklin County**, providing assistance to **18 individuals**. Most commonly, these incidents were home fires. Red Cross workers were on the scene to provide food, clothing, lodging, emotional support, and more to families during their hours of greatest need. Our teams also provide Mass Care to first responders. Things like food, water, and warm drinks strengthen the brave people of your local Fire and Police Departments as they answer the call to keep your residents safe.

Town/City	Disaster Events	Individuals
Highgate Center	1	2
Richford	1	5
Saint Albans	2	11

### Service to the Armed Forces

We proudly assisted **31** of **Franklin County's Service Members, veterans, and their families** by providing emergency communications and other services, including counseling and financial assistance.

### Blood Drives

We collected **1,459 pints** of lifesaving blood at **46 drives** in Franklin County.



### Training Services

Last year, **436 Franklin County residents** were taught a variety of important lifesaving skills such as First Aid, CPR, Babysitting Skills and Water Safety.



### Volunteer Services

Franklin County is home to **6 American Red Cross Volunteers**. We have volunteers from all walks of life, who are trained and empowered to respond to disasters in the middle of the night, to teach safety courses, to help at our many blood drives, and so much more.

The American Red Cross is proud that 90% of its staff is made up of volunteers; they are truly the heart and soul of our organization.







## **Franklin County Home Health Agency, Inc.**

### **Information Sheet**

### **FY 2022**

### **What is Franklin County Home Health Agency?**

Franklin County Home Health Agency is a 501(c) 3 non-profit corporation that has proudly provided residents Franklin County with high quality, comprehensive home health, hospice, long term care and wellness services since 1969.

### **What is the Agency's Mission and Purpose?**

We provide high quality health care services in home and community settings. We are committed to excellence. We meet the needs of our clients in a professional manner that promotes health, independence, comfort, dignity and quality of life.

### **What is the Agency's service area?**

The Agency serves all 15 towns in Franklin County through our two offices – one in St. Albans and one in Enosburg Falls. We serve people of all ages.

### **How many patients did the Agency serve in 2022?**

The Agency made a total of 53,533 visits to 1,982 Franklin County residents.

We made the following number of visits to the residents Franklin County:

30,694	Home Care Services
15,498	Long Term Care Services
7,341	Hospice Services

### **How many people does the Agency employ?**

The Agency currently has a staff of 94 Registered Nurses, Licensed Practical Nurses, Physical Therapists, Occupational Therapists, Speech-Language Pathologists, Medical Social Workers, Licensed Nursing Assistants, Care Attendants, Homemakers, and Office Support Staff.

### **What are the Agency's Programs and Services?**

Home Care: We provide medically necessary home health services to people of all ages. Examples include individuals who need wound care, a person newly diagnosed with diabetes needing insulin administration and instruction, or a mother and newborn newly discharged from the hospital.

Home Telemonitoring Program: We use state of the art technology to remotely monitor our patients' weight, blood pressure, heart rate and oxygen status to help improve their health condition and avoid hospitalization.

Hospice: We care for people with serious illness for whom the prognosis is less than six months of life. The focus of this care is on achieving comfort and quality of life.

Palliative Care: This program balances advanced medical technology with the wishes of each individual client by focusing on psychological, physical, social and spiritual needs by providing a strong support system to help the client and family cope during the serious illness. This program understands that maintaining quality of life is an important aspect of care.

Long Term Care: We help disabled and older members of our community with personal care, housekeeping, meal preparation, errands, and shopping to allow them to stay independent in their own home.

Maternal Child Health Program and Childbirth Education Program: We help to prepare pregnant women for a healthy pregnancy, labor and delivery, breastfeeding, and new infant care.

In addition, we offer grief and bereavement services and wellness services to our community.

### **How are services paid for?**

As a Medicare certified Agency, we receive reimbursement from Medicare, Medicaid, and other third-party insurances. In 2022 we received 86.92% percent of our revenue from Medicare and Medicaid.

We are committed to providing medically necessary home care services to all those in need regardless of their ability to pay. Without individual town appropriations and donor gifts, our ability to provide care could be adversely impacted.

### **Why does the Agency need money from towns?**

The Agency depends on the money received from towns to subsidize the cost of care provided to patients who are uninsured or underinsured. Last year the Agency provided more than \$1,204,918 in free and subsidized care, this was a significant increase due to the pandemic.

### **Where can you call for more information about Franklin County Home Health Agency, Inc.?**

For more information about the Agency or the services we provide please call (802) 527-7531 or visit our website at [www.fchha.org](http://www.fchha.org).



## Town of Fairfax FY22 Annual Report

### Who We Are

GMT is the public transportation provider for the northwest and central regions of Vermont, offering a variety of services to the communities in which we serve. GMT is proud to offer traditional public transportation services like commuter, deviated fixed routes and demand response shuttles, while providing individualized services such as shopping and health care shuttles, Medicaid, Elderly and Disabled services to both urban and rural communities.

### Our Services

#### Elderly/Disabled/Medicaid Individual Service

GMT, in partnership with Champlain Valley Agency on Aging and CIDER, provides ongoing individual medical and non-medical transportation service to those who qualify for Medicaid, Elderly and Disabled funds and/ or both. GMT offers the scheduling and payment of rides provided through volunteer drivers, special shuttle, bus and/or cab service. GMT also provides transportation for critical care such as radiation and dialysis treatments regardless of age or disability. Individual service offers access to:

- Medical appointments
- Meal site programs
- Senior Center/Adult Day Care
- Substance Abuse Treatment
- Prescription and Shopping
- Mental Health and Human Services
- Radiation and Dialysis Treatment
- Physical Therapy

#### FY22, Town of Fairfax Residents Served by Elderly & Disabled/Medicaid Service

- 441 Total Trips Provided

#### General Public Transportation Service

GMT provides the Franklin Grand Isle region with traditional public transportation service through deviated fixed route, commuter routes, weekly shopping shuttle and direct regional connections to Chittenden County. These services directly support regional economic development, individual savings and environmental stewardship. Current routes for the region include:

- St. Albans LINK Express
- St. Albans Shuttle
- Alburgh-Georgia Commuter
- Richford-St. Albans Commuter
- Price Chopper Shopping Shuttle

#### GMT Volunteer Driver Program

In addition to shuttle vehicles, GMT uses an extensive network of Volunteer Drivers to provide coordinated and caring rides throughout our rural service area. Volunteer Drivers are essential in providing cost effective and community driven services, and are the foundation of our special services. Drivers are reimbursed for the miles they drive and provide services under the management of GMT.

### Thank You

Thank you to Fairfax taxpayers and officials for your continued financial support of GMT's public transportation service and for your commitment to efficient transportation solutions.

---

101 Queen City Park Road, Burlington, VT 05401 | T: 802-864-2282 F: 802-864-5564

6088 VT Route 12, Berlin, VT 05602 | T: 802-223-7287 F: 802-223-6236

375 Lake Road, Suite 5, St. Albans, VT 05478 | T: 802-527-2181 F: 802-527-5302





**GREEN UP VERMONT**  
[www.greenupvermont.org](http://www.greenupvermont.org)

**Green Up Day**  
**May 6, 2023**



**Green Up Day on May 7, 2022** was a wonderful success thanks to 19,141 volunteers statewide who participated on Green Up Day. The infographic shows that all your hard work to beautify Vermont is crucial and that it makes where we get to live, work, and play, a truly special place. As one of Vermont's favorite unofficial holidays, it is imperative for today and future generations to build pride, awareness, and stewardship for a clean Vermont environment, as well as keep residents civically engaged.

Support from your municipality is essential to our program. Funds help pay for Green Up Day supplies, promotional outreach, and educational resources including activity books, contests for kids, and a \$1,000 scholarship. We are requesting level funding again for Green Up Day 2023.

Green Up Vermont initiatives are year-round for further our impact with waste reduction initiatives, additional clean-up efforts, and educational programs.

Green Up Vermont is a private nonprofit organization that relies on your town's support to execute the tradition of cleaning up our roads and waterways, while promoting civic pride, and community engagement. **Thank you for your support of this crucial program that takes care of all our cities and towns.**

Your donations make a huge impact and can be made on Line 23 of the Vermont State Income Tax Form or anytime online at [www.greenupvermont.org](http://www.greenupvermont.org).

Visit our website, like us on Facebook (@greenupvermont), and follow us on Instagram (greenupvermont). [greenup@greenupvermont.org](mailto:greenup@greenupvermont.org) 802-522-7245



## VERMONT ASSOCIATION FOR THE BLIND AND VISUALLY IMPAIRED

HELPING ACHIEVE INDEPENDENCE IN A VISUAL WORLD SINCE 1926

### **Report of Services for Town of Fairfax**

The Vermont Association for the Blind and Visually Impaired's 2022 Fiscal Year saw the organization's continued success in adapting to the ever-evolving COVID-19 pandemic.

This is an excellent time for VABVI not only to reflect on changes from the past several years, but also set goals based on an increased number of clients and schools and other public environments being re-opened. As projected in recent years, the aging population of our state promises a continued increase of clientele. We believe that the innovations developed as a result of the pandemic are a demonstration of VABVI's ability to accommodate increased demand in even the least ideal circumstances. Moving forward, it is exciting to imagine the strides we will make in enabling blind and visually impaired Vermonters to be more independent, develop adaptive skills, and improve their quality of life.

**SMART Device Training Program:** The SMART Device Training Program has served a higher number of Vermont seniors each year we've offered it, especially because of the COVID-19 pandemic. Due to social distancing protocols, technology has become essential for our clients to be able to live independently while remaining social and connected to their communities. Clients who received technology training prior to COVID-19 have reported that the skills learned in this program have been invaluable throughout the pandemic, and clients who sought out our help during the pandemic will continue to use SMART Technology in the future.

**PALS (Peer-Assisted Learning and Support) Group:** PALS Groups, held throughout Vermont, are monthly meetings where members share coping strategies and discuss the practical, social and emotional challenges of vision loss. While PALS groups have been operating remotely via Zoom and telephone over the past two years, arrangements are being made to resume in-person meetings by the end of 2022.

**HAPI (Helping Adolescents Prepare for Independence):** The HAPI program enables Teachers of the Visually Impaired and Certified Vision Rehabilitation Therapists to work one-on-one with students to practice daily living skills.

**IRLE Summer Camp (Intensive Residential Life Experience):** IRLE camp helps VABVI students develop social skills, meet fellow visually impaired peers, learn independent living skills, and improve self-advocacy skills. This year's camp took place in Upstate New York at Six Flags Great Adventure Lodge and nearby attractions such as rail biking and bowling.

In FY22 VABVI served 1,145 clients in the state of Vermont, including 2 adults and 3 students in Fairfax, and 46 adults and 21 students in Franklin County.

For more information about VABVI's services or volunteer opportunities, please contact Samantha Gougher, Development Associate, at [sgougher@vabvi.org](mailto:sgougher@vabvi.org). Thank you very much for your support!

60 Kimball Avenue  
So. Burlington, VT 05403  
(802) 863-1358  
(FAX) 863-1481

13 Overlook Drive, Ste. 1  
Berlin, VT 05641  
(802) 505-4006  
(FAX) 505-4039

80 West Street, Ste. 202  
Rutland, VT 05701  
(802) 775-6452  
(FAX) 775-4669

130 Austine Drive, Ste. 280  
Brattleboro, VT 05301  
(802) 254-8761  
(FAX) 254-4802

So. Burl (800) 639-5861  
Berlin (877) 350-8838  
Rutland (877) 350-8839  
Bratt (877) 350-8840

[www.vabvi.org](http://www.vabvi.org)

**THE VERMONT CENTER FOR INDEPENDENT LIVING #03-0271000**  
**TOWN OF FAIRFAX**  
**SUMMARY REPORT**

For over 43 years, The Vermont Center for Independent Living (VCIL) has been teaching people with disabilities and the Deaf how to gain more control over their lives and how to access tools and services to live more independently. VCIL employees (85% of whom have a disability) conduct public education, outreach, individual advocacy and systems change advocacy to help promote the full inclusion of people with disabilities into community life.

In FY'22 (10/2021-9/2022) VCIL responded to thousands of requests from individuals, agencies and community groups for information, referral and assistance and program services for individuals living with a disability. VCIL Peer Advocate Counselors (PACs) provided one-on-one peer counseling to **158** individuals to help increase their independent living skills and **6** peers were served by the AgrAbility program. VCIL's Home Access Program (HAP) assisted **172** households with information on technical assistance and/or alternative funding for modifications; **80** of these received financial assistance to make their bathrooms and/or entrances accessible. Our Sue Williams Freedom Fund (SWFF) provided **91** individuals with information on assistive technology; **39** of these individuals received funding to obtain adaptive equipment. **454** individuals had meals delivered through our Meals on Wheels (MOW) program for individuals with disabilities under the age of 60. Our Vermont Telecommunications Equipment Distribution Program (VTEDP) served **29** people and provided **16** peers with adaptive telecommunications enabling low-income Deaf, Deaf-blind, Hard of Hearing and individuals with disabilities to communicate by telephone. Due to the pandemic VCIL was able to start a new (temporary) program, Resilience and Independence in a State of Emergency (RISE) which served over 600 people in the 2 years it was funded. The Rise Program helped provide an array of items or services if the needs were directly related to the Covid-19 epidemic.

VCIL's central office is located in downtown Montpelier and we have five branch offices in Bennington, Chittenden, Franklin, Rutland and Windham Counties. Our PACs and services are available to people with disabilities throughout Vermont.

During FY'22, **6** residents of **Fairfax** received services from the following programs:

- RISE Fund  
(over **\$4,200.00** spent on pandemic related needs)
- VT Telecommunications Equipment Distribution (VTEDP)
- Information Referral and Assistance (I,R&A)



The **Vermont Family Network** is a state-wide organization whose mission is to empower and support all Vermont children, youth, and families, especially those with disabilities or special health needs. Town funding supports our Family Support Program, through which we offer families a variety of services such as trainings, parent matches, school meeting support, and a helpline. Our Family Support Consultants are all experienced parents of children with special needs, allowing them to relate to and understand the unique needs of families before, during and after their child's diagnosis.

As the state's Family Voices and Parent Training and Information Center, we have continued to be involved in advocacy efforts around early intervention programs, special education, and budget decisions that impact families of children with special needs.

Last fiscal year we supported 365 families through 2412 interactions in Chittenden County, 1 family of which specifically lives in Fairfax. Thank you for your consideration of funding, together we can continue to support families all over the state who have children with special needs.

**Contact information:**

Vermont Family Network

600 Blair Park Road

Suite 240

Williston, VT 05495

Claire Giroux-Williams, Development and Communications Coordinator

[Claire.giroux-williams@vtfn.org](mailto:Claire.giroux-williams@vtfn.org)

301-509-2435

[www.vermontfamilynetwork.org](http://www.vermontfamilynetwork.org)

**Funding request: \$500**

## Annual Snapshot 2021/2022

Voices Against Violence works toward the elimination of domestic violence, sexual assault and stalking through direct service, prevention and social change. We use a survivor center approach—we support survivors where they are at. We believe that everyone has strengths that can help them achieve their own goals around relationships, sexuality and safety. Voices serves the communities of Franklin and Grand Isle Counties, VT.

### PROGRAMS/SERVICES

Voices provides a variety of services that strive to meet the needs of all people experiencing stalking, sexual assault, dating violence and domestic violence. We provide emotional support, information/referral and advocacy in the following areas:

**Housing and economic advocacy (shelter and transitional ) ● Children/Youth Services ● Civil and Criminal Legal ● Medical and Hospital**

We also provide **Community Outreach ● Education and Training ● Systems Advocacy ● Social Justice Engagement ● and supervised visitation and exchange through All About Kids.**



### HIGHLIGHTS AND COMMUNITY IMPACT

- We were finally able to finish the expansion of Laurie's House and complete the work needed to make it a more welcoming and safe place to stay. We increased the number of bedrooms by moving many of the staff to newly acquired office space that is our new drop in center. In a time when the need for safe emergency housing is on the rise, it became essential to create greater capacity.
- Through the generous support of an anonymous donor, we were able to start reimagining the backyard space at Laurie's House. With the help of a local Landscaper, we worked together to design and implement a plan for the space. The back part of the yard was turned into a play area with a new play structure and, in addition, a patio space was created for families to gather for fun and programming activities. In addition, we partnered with community members to build up the garden portion of the yard and received donated flowers and vegetables for the residents to plant, maintain and use. Expanding useable space for the benefit of families and their pets has given parents and children space to be in the outdoors - to play, garden, sit and talk, and engage in support groups and other programming that can be adapted for the outdoors. We are so thankful for this healing space and the ability to make Laurie's House more welcoming.
- Trained 16 community partners during our Enhanced Community Advocacy Training. This will become a yearly offering focused on promoting a trauma informed community.



## VOICES' COMMUNITY RESPONSE

**OVER 11,010** responses to people experiencing domestic and sexual violence, dating violence, and stalking

**513 unduplicated people served including 83 children/youth**

Received over **1974 hotline calls, web-chats and e mails** from people seeking services

Provided shelter to **64 adults and 26 children** for a total of 5906 shelter nights.

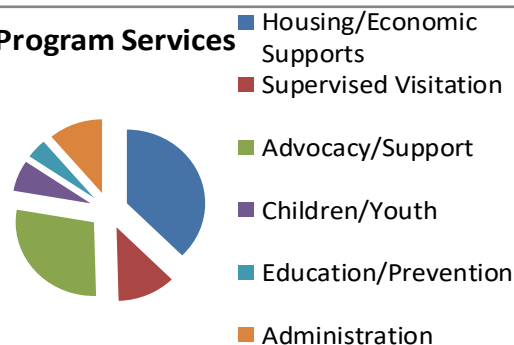
Provided **290 instances of financial assistance** such as food and gas cards, utility assistance, etc.

**All About Kids** served 34 families including 48 children for a total of 319 visits. Served 4 families with 6 children for 50 exchanges.

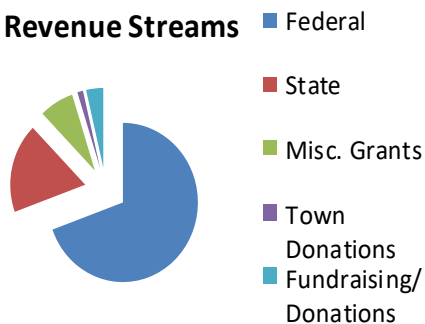


### FINANCIAL

#### Program Services



#### Revenue Streams



## OUTREACH, EDUCATION AND SOCIAL CHANGE

It was so nice to be more visible once again in our community since COVID and being able to participate in promoting awareness throughout our communities. We marched in parades in Enosburgh and Alburgh; promoted awareness of sexual violence thru the Clothesline Project in Taylor Park; tabled at Swanton and St. Albans National Night Out events; and promoted and tabled at St. Albans Juneteenth celebration among a few.

We engaged with youth on such topics as Consent, Dating violence, Tech safety, Healthy Relationships. And provided training to community partners on a variety of topics.

**THANK YOU** to our many friends, donors and partners for their continued support and commitment to ending domestic violence and sexual harm in our community. We are so fortunate to be in community with you!

**Voices Against Violence**  
P.O. Box 72  
St. Albans, VT 05478  
802.524.8538 Office  
802.524.6575 Hotline  
voices@cvoeo.org

**All About Kids**  
95 S. Main St.  
P.O. Box 1092  
St. Albans, VT 05478  
802.370.2851  
allaboutkids@cvoeo.org



# Bellows Free Academy Fairfax Town School District

## Fiscal Year 2022 Annual Report

July 1, 2021 to June 30, 2022

---



*Photo courtesy of Linda Lewis*

---

## ANNUAL FAIRFAX TOWN SCHOOL DISTRICT MEETING 2023

The inhabitants of the Town of Fairfax who are legal voters in the Annual Town School District Meeting are hereby notified and warned to meet at the Elementary Gymnasium of Bellows Free Academy, 75 Hunt Street, Fairfax on Saturday, March 4, 2023 at 10 in the forenoon for the purpose of voting upon or transacting such business not involving voting by Australian Ballot and for a presentation and public hearing of the proposed school budget.

Article 1 through Article 3 shall be voted upon by use of the official Australian ballot. The polls will be open on Tuesday, March 7, 2023 at 7:00 in the forenoon to 7:00 in the afternoon at the Middle School/Old Gymnasium of Bellows Free Academy, Fairfax.

**ARTICLE 1:** Shall the legal voters of said school district elect the following officers?  
**BY AUSTRALIAN BALLOT**

- School Moderator for one-year term
- School Director for three-year term
- School Director for two-year term
- BFA Trustee for two years remaining of a five-year term

**ARTICLE 2:** Shall the voters of said school district approve the school board to expend **\$17,647,833** which is the amount the school board has determined to be necessary for the ensuing fiscal year? It is estimated that this proposed budget, if approved, will result in education spending of **\$17,640.19 per equalized pupil**. This projected spending per equalized pupil is **12.90% higher** than spending for the current year.  
**BY AUSTRALIAN BALLOT**

**ARTICLE 3:** Shall the voters of said school district authorize the School Directors to borrow money for school expenses in anticipation of revenue for the ensuing year?  
**BY AUSTRALIAN BALLOT**

**ARTICLE 4:** Shall the reports of the School Directors concerning the previous year be accepted?

**ARTICLE 5:** Shall any other legal business come before said meeting?

**ARTICLE 6:** Shall the meeting be adjourned?

The legal voters of the Fairfax Town School District are further notified that voter qualification, registration, and absentee voting relative to said meeting shall be as provided in Chapters 43, 51 and 55 of Title 17, Vermont Statutes Annotated.

Dated at Fairfax, County of Franklin, State of Vermont, this 18th day of January, 2023.


Scott Mitchell

Megan Maddocks

Matthew Hogan

Tamara Revoir

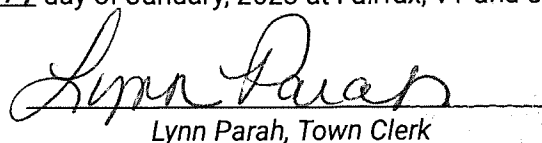
Emily Aiken



Received by Fairfax Town Clerk's Office for record and this 24th day of January, 2023 at Fairfax, VT and same is recorded in the posted records.

ATTEST:

081



Lynn Parah, Town Clerk

**Fairfax School Board**  
Saturday, February 26, 2022  
Fairfax School Informational Meeting

*These minutes are not approved until accepted by the Fairfax School Board at their next meeting.*

Present: Scott Mitchell, Matthew Hogan, John Tague, Justin Brown, Megan Maddocks, Geri Witalec-Krupa, Kathi Muehl, Janaya Parsons, Thomas Walsh, Candace Truso, Randall Morton, Elizabeth Noonan, Ella Stafford, Scott Thompson

Public Present: Al Zelkey, Ben Saenger, Beth Hayden, Brad, Susan & Ben Bosland, Cathy Carlson, Claudia Roberts, David Ginter, Meredith Roberts, Deb Woodward, Denae Coco, Donavee Copenhaver, Elizabeth Wagner, Barry Smith, Bernando Urbina, John Mitchell, Julie Filiberti, Kelly Colling, LCATV, Lynn Parah, Maria Thibault, Martha Hanson, Patricia & Hamed Bakin, Patti Smith, Rhonda Drake, Rob Schibei, Robby Rodimer, Nick Rock, Sally Sweet, Steve Cromier

Scott explained that you must be a registered voter to ask any questions.

Scott Mitchell called the meeting to order at 1:05pm. Scott discussed getting the students back to school with most co-curriculars in place. John Tague has been hired by the Supervisory Union Board as the Superintendent. John has extensive experience. Scott stated the mission of the Board. Scott stated that the school tax rate is anticipated to go down thanks to a number of factors. Scott discussed the highlights of FY22, including class sizes, sports, professional development, awards, and the return of spectators to performances and sporting events. Scott discussed the impact of COVID on the school staff and students. The FY22 building improvement funds were discussed. The Long Range Facilities Committee will be reconvening to discuss. The upcoming capital improvement projects were reviewed for the next few years including new waterline, library doors, parking, tile replacement, middle school gym floor, repaving, and UV replacement.

Janaya Parsons and Ella Stafford told the BFA story. Janaya discussed the elementary early release day. Third and fourth graders explore investigative skills with the School Resource Officer. The middle school explored the human brain. Ella Stafford discussed the Scholar's Bowl and the large participation rate. Hiram Bellows Day happens in October and the students volunteer for a day at different organizations around the community. Homecoming and student week has made its comeback.

Scott Mitchell discussed the summary of the budget increase. There is a need for additional staff, co-curricular expenses, and driver's education vehicle. The estimated school tax bill was reviewed. A home value of \$450,000.00 will decrease property taxes approximately \$229.00. Scott reviewed what will be on the ballot, including the per equalized pupil cost of \$15,541.86. This figure is still less than most schools in the area. The state average is \$18,023.00. Enrollment numbers have increased. Voting will be March 1<sup>st</sup> from 7am to 7pm at the school.

A member of the public asked what an equalized pupil is. Randall Morton explained that it is a figure provided by the State based on enrollment and state-wide equalization rate.

Scott Mitchell read the warning.

A member of the public asked what a BFA Trustee is. Scott Mitchell explained that a BFA Trustee is connected with the Hiram Bellows Trust, a Trust providing funds for all things educational. John Mitchell, a BFA Trustee, discussed there is \$165,000.00 invested in mutual funds. They take requests for various educational needs.

Cathy Carlson asked how to find out who is running for the open positions. Scott believes the information is available on the Town's website. Deb Woodward stated that it is in fact on the website, also at the Town office, library, post office, Steeple Market, and Union Bank. The write-in candidates are not on those lists.

John Tague thanked Kathi Muehl and Sandy Alexander for their service on the School Board.

*Motion by Matthew Hogan to adjourn the Informational Meeting at 1:45pm, approved unanimously.*



# **BELLOWS FREE ACADEMY**

75 Hunt Street  
Fairfax, VT 05454  
Ph 802-849-6711  
Fax 802-849-2611  
[www.bfafairfax.com](http://www.bfafairfax.com)

**Elizabeth Noonan**, High School Principal  
**Thomas J. Walsh**, Elementary Principal  
**Geri Witalec-Krupa**, Director of Student Activities  
**Heather Baron**, Interim Middle School Principal



## **BOARD OF DIRECTORS**

Scott Mitchell, Chair   Megan Maddox, Clerk   Emily Aiken   Matthew Hogan   Tamara Revoir  
Ella Stafford, Student Rep   Peyton Metruk, Student Rep

January 2023

## **School Board Report to the Town**

It has been another year and as I reflect on the past year I am thankful for the increased engagement of our community and the increased feedback we have seen. In my past 8 years of service on the Board this past year has had more community involvement than previous years. It is encouraging to see this involvement and experience democracy in action through participation. There is not always agreement on every issue, but through our common understanding and willingness to listen to each other, I believe, it makes our school and community a better place. The Board continues to serve the school and community as we meet regularly throughout the year and encourage all members of the public to attend our meetings on the second Monday of each month.

We now find ourselves entering into a time of transition as we work to upgrade our facility. Over the next 18-24 months we will begin adding and updating classrooms and enhancing the safety and security of the building. These improvements are long overdue and will focus on sections of the building that have not seen significant investment since they were built, 32, 50 and 75 years ago.

As always throughout the year our administrators, teachers and staff have gone above and beyond to support student safety, security and growth. The commitment that they show day in and day out is a testament to their profession and we are lucky to have each and every one of them in our school. We continue to navigate some staffing challenges, specifically for positions in support of teachers, like para-educators and substitutes, as well as bus drivers and maintenance staff. I would encourage members of our community to contact the school if you or anyone you know may be interested in these opportunities.

As we have returned to normal after the past couple of years and continue to expand our offerings both within the classroom and through co-curricular activities. This year our students have regained access to several areas of the school and learning opportunities that were not available during the Pandemic. Some of the highlights that have happened in and around the school this year include;

*Committed to ensuring all students become informed, literate, critical thinkers who demonstrate responsible social and civic behaviors.*

- Strengthened our Multi Tiered System of Supports (MTSS) and enhanced our capacity to meet the needs of our students.
  - Collaborating with the American Institute for Research to improve our MTSS structure. With the All Learners Network we engage in professional learning focused on universal best practices in math instruction. Finally, in literacy we continue to grow our ability to provide more targeted instruction addressing foundational reading and writing skills through professional development with the Stern Center and training in Orton-Gillingham practices.
- Continue to find ways to integrate technology throughout our curriculum and allow students to learn and be innovative.
  - All students in grades K-4 participated in a variety of coding activities ranging from unplugged coding to coding robotic devices to work on their problem solving skills and analytical thinking.
  - Students are using augmented reality to design a temperate forest within their classrooms as well as using Spheros (a robotic device) to explore the concepts of friction, gravity, force, and motion.
  - Students designed inventions in Tinkercad for a fictional city based on fictional resident needs and prototypes were made using the 3D printers.
  - Grade four students continue to work on the news program, Good Morning, BFA.
- Elementary learning community continues to demonstrate care and generosity for members of our school. This fall our students raised approximately \$6,000 to support a family facing adversity.
- Students have returned to eating in the lunchroom, we are hosting monthly All School Morning Meetings, Elementary concerts, the 3/4 Drama Club, and field trips.
- Held a traditional prom and graduation ceremony. Prom was at the Mansfield Barn in Jericho.
- Students traveled to Alaska, Montreal, with upcoming trips planned for Puerto Rico and France.
- Expanded language offering to include Mandarin Chinese language program in our Middle and High School.
- The student body holds a community meeting each month to celebrate and address any needs.
- Student Exhibitions in their Sophomore and Senior year to present their learnings. Seniors have the opportunity to earn Graduation with Distinction honors and be celebrated at graduation.
- Students presented their research work on Microbial Respiration in Different Vermont Land Use Types at the American Geophysical Union Fall meeting in Chicago, IL.
- Through our Member to Member Boys Ice Hockey agreement with Milton HS, 3 Fairfax students were members of the 21-22 Division 2 Vermont Boys Ice Hockey state championship team.
- Our BFA/Lamoille cooperative football team was Vermont Division 3 state finalists for the 2nd year in a row.
- Girls Soccer player Ava Ardovino (class of '25) broke the BFA Fairfax all-time soccer scoring record this past fall as a sophomore.
- Interim Girls Soccer Head Coach Bill Ormerod was named the 2022 Mountain Division Coach of the Year.
- Anna Sargent (class of '23) was selected as one of the top 10 Vermont Scholar Athletes through the National Interscholastic Athletic Administrators Association student scholarship program.
- Student athletes, across all sports we offer, continue to excel and were named to various All-League and All-State teams.



- The fall musical, Beauty and Beast, recorded some of the highest-ever attendance numbers for a dramatic production at BFA Fairfax.
- The BFA Fairfax music department began the formation of a Pep Band which debuted during the basketball season
- Multiple student musicians, in both band and chorus, were selected for District and All-State music recognition.

The Board recognizes the challenges in the community in the current financial climate. This naturally makes budgeting a top priority, as it always is, to control expenditures within the school. In the current fiscal year, FY '23, Fairfax has the 3rd lowest Homestead Education Property Tax rate in the State according to the Vermont Department of Taxes. We look to continue this trend and are forwarding on to the voters a budget in which there are very few additions. We have a surplus from FY '22 due mostly to the labor shortage and some positions going unfilled, as previously noted. The Board debated heavily on how this surplus should be allocated back to the taxpayers and came to the decision that it will be brought forward to offset both the FY '24 and FY'25 budgets. The reason for splitting this between 2 fiscal years is to not artificially lower the tax burden in one year to the detriment of the next. We also have the added line item in the budget of “debt services”, but even with this extra expenditure we are still on target to remain one of the lowest spending districts in the state while continuing to support students with offerings to promote success within the school and beyond.

As always I would like to thank the Student Board Representatives, Ella Stafford from the senior class and Peyton Metruk from the junior class for their work in the school and for keeping the Board apprised of the day to day activities and achievements of the students. I would like to thank the administration, faculty and staff for their continued dedication, flexibility and perseverance on behalf of our students at BFA Fairfax. I would like to thank my fellow board members for their time, effort and dedication to the students and school. Finally, I would like to thank our parents and community. We are so grateful for an understanding public, without whom we could not do everything that has been possible. As a community, we ensure that our students are prepared for their next step once they move on. I encourage you to contact any member of the Board if you have any questions.

Respectfully submitted,

A handwritten signature in black ink, appearing to read "Scott Mitchell". The signature is fluid and cursive, with the first name "Scott" being more prominent than the last name "Mitchell".

Scott Mitchell  
BFA Fairfax Director, Chair



*Proven Expertise & Integrity*

January 16, 2023

Board of Directors  
Fairfax Town School District  
Fairfax, Vermont

We were engaged by the Fairfax Town School District and have audited the financial statements of the Fairfax Town School District as of and for the year ended June 30, 2022. A complete copy of the audited financial statements, including our opinion thereon, will be available for inspection at the School District.

*RHR Smith & Company*

Certified Public Accountants

**Fairfax Town School District**  
**FY24 Proposed Budget**  
**1/18/2023**

Expenditure Summary	<b>FY21 Budget</b>	<b>FY21 Actual</b>	<b>FY22 Budget</b>	<b>FY22 Actual</b>	<b>FY23 Budget</b>	<b>FY24 Proposed</b>	
Elementary	\$2,766,867	\$2,678,111	\$2,942,249	\$2,849,393	\$3,045,118	<b>\$3,296,696</b>	<b>8.26%</b>
Secondary	\$3,562,056	\$3,435,524	\$3,749,578	\$3,324,655	\$3,837,857	<b>\$3,983,216</b>	<b>3.79%</b>
	<b>\$6,328,923</b>	<b>\$6,113,635</b>	<b>\$6,691,827</b>	<b>\$6,174,048</b>	<b>\$6,882,975</b>	<b>\$7,279,911</b>	<b>5.77%</b>
Schoolwide	\$116,879	\$51,260	\$116,879	\$103,520	\$122,129	<b>\$161,502</b>	<b>32.24%</b>
Early Education	\$447,423	\$365,689	\$452,843	\$388,020	\$534,077	<b>\$477,107</b>	<b>-10.67%</b>
Special Education	\$1,389,655	\$1,170,852	\$1,481,625	\$1,273,492	\$1,875,936	<b>\$2,162,612</b>	<b>15.28%</b>
Compensatory Ed	\$278,148	\$213,453	\$245,185	\$127,289	\$212,950	<b>\$150,912</b>	<b>-29.13%</b>
Planning Room	\$5,850	\$14,479	\$5,850	\$26,401	\$5,850	<b>\$1,450</b>	<b>-75.21%</b>
Co-Curricular	\$302,940	\$203,289	\$303,940	\$257,632	\$308,940	<b>\$289,681</b>	<b>-6.23%</b>
Guidance	\$424,318	\$363,550	\$425,774	\$381,470	\$521,114	<b>\$503,939</b>	<b>-3.30%</b>
Nurse	\$209,494	\$216,891	\$213,922	\$220,393	\$322,923	<b>\$324,189</b>	<b>0.39%</b>
Technology	\$356,192	\$440,475	\$364,070	\$420,351	\$395,906	<b>\$491,387</b>	<b>24.12%</b>
Professional Development	\$205,632	\$191,516	\$206,158	\$133,562	\$239,905	<b>\$256,591</b>	<b>6.96%</b>
Library	\$124,825	\$117,530	\$129,834	\$122,276	\$136,493	<b>\$142,347</b>	<b>4.29%</b>
School Board	\$42,251	\$36,163	\$39,571	\$42,116	\$41,571	<b>\$39,150</b>	<b>-5.82%</b>
FWSU Assessment	\$1,264,247	\$1,258,692	\$1,575,844	\$1,434,087	\$1,613,542	<b>\$1,524,214</b>	<b>-5.54%</b>
Principal's Office	\$794,102	\$806,052	\$859,645	\$849,308	\$879,978	<b>\$950,418</b>	<b>8.00%</b>
Business Office	\$53,000	\$49,899	\$65,000	\$29,419	\$65,000	<b>\$60,000</b>	<b>-7.69%</b>
Buildings & Grounds	\$1,012,013	\$1,160,646	\$1,069,610	\$1,091,532	\$1,145,449	<b>\$1,233,056</b>	<b>7.65%</b>
Transportation	\$394,429	\$135,025	\$377,917	\$153,438	\$388,477	<b>\$447,673</b>	<b>15.24%</b>
Debt Service	\$0	\$0	\$0	\$0	\$0	<b>\$1,122,000</b>	
<b>Total General Fund</b>	<b>\$13,750,321</b>	<b>\$12,909,096</b>	<b>\$14,625,494</b>	<b>\$13,228,354</b>	<b>\$15,693,215</b>	<b>\$17,618,138</b>	<b>12.27%</b>
Grant Expenditures	\$72,000	\$10,000	\$10,000	\$10,000	\$10,000	<b>\$29,695</b>	<b>196.95%</b>
<b>Total</b>	<b>\$13,822,321</b>	<b>\$12,919,096</b>	<b>\$14,635,494</b>	<b>\$13,238,354</b>	<b>\$15,703,215</b>	<b>\$17,647,833</b>	<b>12.38%</b>

Revenue Summary	<b>FY21 Budget</b>	<b>FY21 Actual</b>	<b>FY22 Budget</b>	<b>FY22 Actual</b>	<b>FY23 Budget</b>	<b>FY24 Proposed</b>
Fund Balance Carry Forward	\$0	\$0	\$131,445	\$131,445	\$452,784	<b>\$543,785</b>
Digital Device Repair	\$0	\$10,254	\$0	\$5,130	\$0	<b>\$4,000</b>
Student Parking	\$0	\$935	\$0	\$0	\$0	<b>\$0</b>
Impact Fees	\$10,000	\$0	\$0	\$11,000	\$10,000	<b>\$10,000</b>
Tuition	\$1,503,500	\$1,440,215	\$1,520,000	\$1,216,066	\$1,376,000	<b>\$1,328,000</b>
Interest	\$53,000	\$50,494	\$73,000	\$46,419	\$70,000	<b>\$50,000</b>
Lost & Damaged Library Book	\$0	\$94	\$0	\$173	\$0	<b>\$0</b>
Miscellaneous	\$15,000	\$8,997	\$22,000	\$13,874	\$20,000	<b>\$20,000</b>
Drama	\$15,000	\$0	\$15,000	\$10,696	\$15,000	<b>\$15,000</b>
Vending Maching	\$0	\$0	\$0	\$150	\$0	<b>\$0</b>
Game Receipts	\$6,500	\$0	\$6,500	\$5,236	\$6,500	<b>\$6,500</b>
General State Support Grant	\$11,833,981	\$12,032,714	\$12,557,838	\$12,600,355	\$13,461,554	<b>\$15,337,447</b>
Vocational Aid On-Behalf	\$280,488	\$276,405	\$285,471	\$257,792	\$273,878	<b>\$288,758</b>
Driver Education Reimb	\$6,500	\$10,894	\$6,500	\$6,834	\$6,500	<b>\$6,500</b>
High School Completion	\$20,000	\$948	\$1,000	\$713	\$1,000	<b>\$1,000</b>
Prior Year Adjustment	\$0	\$0	\$0	\$464	\$0	<b>\$0</b>
Lease Proceeds for Capital Outlay	\$6,952	\$6,952	\$7,338	\$7,338	\$0	<b>\$7,148</b>
Special Revenue Fund	\$10,000	\$10,000	\$10,000	\$10,000	\$10,000	<b>\$29,695</b>
<b>Total Anticipated Revenues</b>	<b>\$13,760,921</b>	<b>\$13,848,902</b>	<b>\$14,636,092</b>	<b>\$14,323,685</b>	<b>\$15,703,216</b>	<b>\$17,647,833</b>

**Fairfax Town School District**  
**FY24 Proposed Budget**  
**1/18/2023**

<b>Elementary (Grades K-6)</b>	<b>FY21 Budget</b>	<b>FY21 Actual</b>	<b>FY22 Budget</b>	<b>FY22 Actual</b>	<b>FY23 Budget</b>	<b>FY24 Proposed</b>	
Teacher Salaries	\$1,790,575	\$1,772,182	\$1,890,242	\$1,939,254	\$2,004,879	<b>\$2,194,584</b>	<b>9.46%</b>
Substitute Wages	\$1,000	\$36,751	\$14,000	\$5,569	\$14,000	<b>\$14,000</b>	<b>0.00%</b>
Insurance Benefits	\$598,273	\$534,659	\$648,904	\$540,207	\$620,902	<b>\$632,631</b>	<b>1.89%</b>
Social Security	\$136,979	\$130,367	\$144,603	\$141,564	\$158,631	<b>\$167,888</b>	<b>5.84%</b>
Municipal Retirement	\$0	\$3,541	\$0	\$0	\$0	<b>\$21,000</b>	
Course Reimbursement	\$48,040	\$29,216	\$50,000	\$30,744	\$52,206	<b>\$56,760</b>	<b>8.72%</b>
Contracted Services - Substitutes	\$46,000	\$21,605	\$46,000	\$33,285	\$46,000	<b>\$46,000</b>	<b>0.00%</b>
Contracted Services	\$91,500	\$74,218	\$91,500	\$90,999	\$91,500	<b>\$95,000</b>	<b>3.83%</b>
Contracted Services - FWSU ELL	\$20,000	\$19,634	\$22,500	\$18,977	\$22,500	<b>\$19,333</b>	<b>-14.08%</b>
Mileage Reimbursement	\$500	\$0	\$500	\$0	\$500	<b>\$500</b>	<b>0.00%</b>
Supplies	\$30,000	\$52,014	\$30,000	\$48,794	\$30,000	<b>\$45,000</b>	<b>50.00%</b>
Workbooks	\$2,000	\$0	\$2,000	\$0	\$2,000	<b>\$2,000</b>	<b>0.00%</b>
Textbooks	\$1,500	\$392	\$1,500	\$0	\$1,500	<b>\$1,500</b>	<b>0.00%</b>
Equipment	\$500	\$3,532	\$500	\$0	\$500	<b>\$500</b>	<b>0.00%</b>
<b>Total Elementary</b>	<b>\$2,766,867</b>	<b>\$2,678,111</b>	<b>\$2,942,249</b>	<b>\$2,849,393</b>	<b>\$3,045,118</b>	<b>\$3,296,696</b>	<b>8.26%</b>
<b>Secondary (Grades 7-12)</b>	<b>FY21 Budget</b>	<b>FY21 Actual</b>	<b>FY22 Budget</b>	<b>FY22 Actual</b>	<b>FY23 Budget</b>	<b>FY24 Proposed</b>	
Teacher Salaries & Stipends	\$2,064,084	\$2,091,273	\$2,246,180	\$2,074,400	\$2,348,819	<b>\$2,449,075</b>	<b>4.27%</b>
Substitute Wages	\$0	\$14,158	\$0	\$63,484	\$0	<b>\$0</b>	
Insurance Benefits	\$557,348	\$508,619	\$551,464	\$484,583	\$589,913	<b>\$568,390</b>	<b>-3.65%</b>
Social Security	\$157,902	\$155,236	\$171,795	\$157,658	\$185,469	<b>\$187,357</b>	<b>1.02%</b>
Municipal Retirement	\$0	\$3,541	\$0	<b>(\$137)</b>	\$0	<b>\$20,250</b>	
Course Reimbursement	\$54,200	\$32,557	\$57,200	\$32,182	\$60,213	<b>\$61,060</b>	<b>1.41%</b>
Contracted Services - Substitutes	\$20,000	\$14,028	\$20,000	\$28,815	\$20,000	<b>\$26,500</b>	<b>32.50%</b>
Contracted Services & Tutoring	\$38,000	\$12,391	\$38,000	\$15,046	\$53,000	<b>\$71,600</b>	<b>35.09%</b>
Repairs & Maintenance	\$1,000	\$129	\$4,000	\$2,346	\$4,000	<b>\$2,500</b>	<b>-37.50%</b>
Technical Center Tuition	\$606,022	\$526,269	\$594,939	\$393,159	\$505,443	<b>\$517,983</b>	<b>2.48%</b>
Mileage Reimbursement	\$1,000	\$0	\$1,000	\$963	\$1,000	<b>\$1,000</b>	<b>0.00%</b>
Supplies	\$55,000	\$70,400	\$55,000	\$63,444	\$60,000	<b>\$65,000</b>	<b>8.33%</b>
Books	\$2,500	\$6,728	\$2,500	\$1,103	\$2,500	<b>\$5,000</b>	<b>100.00%</b>
Equipment	\$5,000	\$195	\$7,500	\$6,447	\$7,500	<b>\$7,500</b>	<b>0.00%</b>
Dues, Fees, & Misc.	\$0	\$0	\$0	\$1,162	\$0	<b>\$0</b>	
<b>Total Secondary</b>	<b>\$3,562,056</b>	<b>\$3,435,524</b>	<b>\$3,749,578</b>	<b>\$3,324,655</b>	<b>\$3,837,857</b>	<b>\$3,983,216</b>	<b>3.79%</b>
<b>Schoolwide</b>	<b>FY21 Budget</b>	<b>FY21 Actual</b>	<b>FY22 Budget</b>	<b>FY22 Actual</b>	<b>FY23 Budget</b>	<b>FY24 Proposed</b>	
Teacher Stipends	\$13,100	\$6,038	\$13,100	\$353	\$13,100	<b>\$13,100</b>	<b>0.00%</b>
Insurance Benefits	\$0	\$0	\$0	\$7,363	\$0	<b>\$0</b>	
Social Security	\$1,002	\$444	\$1,002	\$27	\$1,002	<b>\$1,002</b>	<b>0.01%</b>
Course Reimbursement	\$500	\$0	\$500	\$0	\$500	<b>\$500</b>	<b>0.00%</b>
Contracted Services	\$21,377	\$0	\$21,377	\$210	\$26,627	<b>\$81,500</b>	<b>206.08%</b>
Contracted Services - 504	\$0	\$4,702	\$0	\$0	\$0	<b>\$0</b>	
Contracted Services - Enrichment	\$9,500	\$0	\$9,500	\$2,490	\$9,500	<b>\$9,500</b>	<b>0.00%</b>
Repairs & Maintenance	\$28,000	\$14,165	\$28,000	\$1,380	\$28,000	<b>\$12,500</b>	<b>-55.36%</b>
Mileage Reimbursement	\$0	\$0	\$0	\$27	\$0	<b>\$0</b>	
Supplies - General	\$32,500	\$21,135	\$32,500	\$22,193	\$32,500	<b>\$32,500</b>	<b>0.00%</b>
Supplies - COVID	\$0	\$647	\$0	\$0	\$0	<b>\$0</b>	

Supplies - 504	\$0	\$329	\$0	\$4,474	\$0	\$0	
Supplies - Enrichment	\$4,500	\$1,500	\$4,500	\$1,738	\$4,500	\$4,500	0.00%
Equipment	\$6,000	\$1,626	\$6,000	\$61,786	\$6,000	\$6,000	0.00%
Dues & Fees	\$400	\$674	\$400	\$1,479	\$400	\$400	0.00%
<b>Total Schoolwide</b>	<b>\$116,879</b>	<b>\$51,260</b>	<b>\$116,879</b>	<b>\$103,520</b>	<b>\$122,129</b>	<b>\$161,502</b>	<b>32.24%</b>

<b>Pre-Kindergarten</b>	<b>FY21 Budget</b>	<b>FY21 Actual</b>	<b>FY22 Budget</b>	<b>FY22 Actual</b>	<b>FY23 Budget</b>	<b>FY24 Proposed</b>	
Teacher Salaries	\$110,445	\$111,862	\$112,976	\$114,726	\$118,168	\$79,031	-33.12%
Substitute Wages	\$4,000	\$0	\$4,000	\$0	\$4,000	\$4,000	0.00%
Insurance Benefits	\$43,070	\$38,204	\$29,693	\$32,380	\$33,647	\$20,059	-40.38%
Social Security	\$8,449	\$8,069	\$8,643	\$8,397	\$9,346	\$6,046	-35.31%
Municipal Retirement	\$0	\$0	\$1,400	\$0	\$3,000	\$2,250	-25.00%
Course Reimbursement	\$3,200	\$70	\$3,200	\$777	\$3,200	\$2,580	-19.38%
Contracted Services	\$2,000	\$1,008	\$2,000	\$3,435	\$2,000	\$2,000	0.00%
Contracted Services - FWSU	\$83,184	\$22,962	\$92,351	\$25,268	\$118,976	\$93,561	-21.36%
Pre-K Tuition	\$189,475	\$180,028	\$194,480	\$201,653	\$237,640	\$263,480	10.87%
Supplies	\$3,500	\$3,486	\$4,000	\$1,356	\$4,000	\$4,000	0.00%
Books	\$100	\$0	\$100	\$28	\$100	\$100	0.00%
<b>Total Early Education</b>	<b>\$447,423</b>	<b>\$365,689</b>	<b>\$452,843</b>	<b>\$388,020</b>	<b>\$534,077</b>	<b>\$477,107</b>	<b>-10.67%</b>

<b>Special Education</b>	<b>FY21 Budget</b>	<b>FY21 Actual</b>	<b>FY22 Budget</b>	<b>FY22 Actual</b>	<b>FY23 Budget</b>	<b>FY24 Proposed</b>	
Paraeducator & Tutor Wages	\$0	\$910	\$0	\$0	\$0	\$0	
FWSU Special Education Assessment	\$1,282,659	\$1,079,939	\$1,371,143	\$1,189,762	\$1,875,936	\$2,162,612	15.28%
FWSU Speech & Language Assessmen	\$106,996	\$90,003	\$110,482	\$83,730	\$0	\$0	
<b>Total Special Education</b>	<b>\$1,389,655</b>	<b>\$1,170,852</b>	<b>\$1,481,625</b>	<b>\$1,273,492</b>	<b>\$1,875,936</b>	<b>\$2,162,612</b>	<b>15.28%</b>

<b>Compensatory Education / ELL</b>	<b>FY21 Budget</b>	<b>FY21 Actual</b>	<b>FY22 Budget</b>	<b>FY22 Actual</b>	<b>FY23 Budget</b>	<b>FY24 Proposed</b>	
Comp Ed Salaries	\$118,424	\$120,751	\$127,036	\$89,986	\$148,676	\$116,347	-21.74%
Substitute Wages	\$1,000	\$5,203	\$1,000	\$0	\$1,000	\$1,000	0.00%
Insurance Benefits	\$46,793	\$44,014	\$50,001	\$30,599	\$42,641	\$16,974	-60.19%
Social Security	\$9,059	\$8,745	\$9,718	\$6,121	\$11,833	\$8,901	-24.78%
Municipal Retirement	\$3,700	\$0	\$0	\$0	\$300	\$2,250	650.00%
Course Reimbursement	\$0	\$0	\$3,200	\$0	\$4,000	\$3,440	-14.00%
Contracted Services	\$41,294	\$0	\$0	\$0	\$0	\$0	
Contracted Services - FWSU Comp Ed	\$53,878	\$33,232	\$49,730	\$0	\$0	\$0	
Contracted Services - Substitutes	\$2,500	\$0	\$2,500	\$0	\$2,500	\$0	-100.00%
Supplies	\$1,500	\$1,508	\$1,500	\$583	\$1,500	\$1,500	0.00%
Books	\$0	\$0	\$500	\$0	\$500	\$500	0.00%
<b>Total Comp Ed / ELL</b>	<b>\$278,148</b>	<b>\$213,453</b>	<b>\$245,185</b>	<b>\$127,289</b>	<b>\$212,950</b>	<b>\$150,912</b>	<b>-29.13%</b>

<b>Planning Room (1160)</b>	<b>FY21 Budget</b>	<b>FY21 Actual</b>	<b>FY22 Budget</b>	<b>FY22 Actual</b>	<b>FY23 Budget</b>	<b>FY24 Proposed</b>	
Contracted Services	\$5,400	\$14,201	\$5,400	\$26,270	\$5,400	\$1,000	-81.48%
Supplies	\$450	\$278	\$450	\$131	\$450	\$450	0.00%
<b>Total Planning Room</b>	<b>\$5,850</b>	<b>\$14,479</b>	<b>\$5,850</b>	<b>\$26,401</b>	<b>\$5,850</b>	<b>\$1,450</b>	<b>-75.21%</b>

<b>Co-Curricular (1401)</b>	<b>FY21 Budget</b>	<b>FY21 Actual</b>	<b>FY22 Budget</b>	<b>FY22 Actual</b>	<b>FY23 Budget</b>	<b>FY24 Proposed</b>	
Co-Curricular Wages	\$160,000	\$97,280	\$160,000	\$99,493	\$160,000	\$130,000	-18.75%
Athletic Director Coverage	\$7,000	\$10,624	\$7,000	\$15,758	\$7,000	\$7,000	0.00%
Social Security	\$12,240	\$8,185	\$12,240	\$8,733	\$12,240	\$10,481	-14.38%
Retirement	\$200	\$0	\$200	\$145	\$200	\$200	0.00%
Officials	\$26,000	\$15,754	\$26,000	\$28,605	\$26,000	\$26,000	0.00%

Contracted Services	\$28,000	\$25,560	\$28,000	\$26,846	\$30,500	<b>\$42,500</b>	<b>39.34%</b>
Contracted Services - Drama	\$17,000	\$0	\$17,000	\$17,652	\$17,000	<b>\$17,000</b>	<b>0.00%</b>
Mileage Reimbursement	\$2,000	\$509	\$2,000	\$326	\$2,000	<b>\$1,000</b>	<b>-50.00%</b>
Supplies - Extra Curricular	\$28,000	\$25,795	\$28,000	\$25,424	\$28,000	<b>\$28,000</b>	<b>0.00%</b>
Supplies - Drama	\$3,000	\$1,570	\$3,000	\$4,660	\$3,000	<b>\$3,000</b>	<b>0.00%</b>
Equipment	\$3,500	\$1,631	\$3,500	\$15,043	\$6,000	<b>\$6,000</b>	<b>0.00%</b>
Field Improvements	\$2,000	\$3,358	\$3,000	\$183	\$3,000	<b>\$3,000</b>	<b>0.00%</b>
Dues & Fees	\$14,000	\$13,023	\$14,000	\$14,764	\$14,000	<b>\$15,500</b>	<b>10.71%</b>
<b>Total Co-Curricular</b>	<b>\$302,940</b>	<b>\$203,289</b>	<b>\$303,940</b>	<b>\$257,632</b>	<b>\$308,940</b>	<b>\$289,681</b>	<b>-6.23%</b>

#### Guidance (2120)

	<b>FY21 Budget</b>	<b>FY21 Actual</b>	<b>FY22 Budget</b>	<b>FY22 Actual</b>	<b>FY23 Budget</b>	<b>FY24 Proposed</b>	
Guidance Salaries	\$233,674	\$230,006	\$239,873	\$238,702	\$300,863	<b>\$330,255</b>	<b>9.77%</b>
Guidance Hourly	\$38,109	\$40,302	\$39,249	\$40,519	\$47,760	<b>\$52,520</b>	<b>9.97%</b>
Substitute Wages	\$0	\$450	\$0	\$9,802	\$0	<b>\$0</b>	
Insurance Benefits	\$60,433	\$41,307	\$49,688	\$37,589	\$66,466	<b>\$50,129</b>	<b>-24.58%</b>
Social Security	\$20,791	\$20,152	\$21,354	\$21,820	\$27,589	<b>\$29,282</b>	<b>6.14%</b>
Retirement	\$2,387	\$2,418	\$4,710	\$2,539	\$4,486	<b>\$8,176</b>	<b>82.26%</b>
Course Reimbursement	\$6,624	\$2,209	\$6,650	\$5,229	\$9,600	<b>\$9,226</b>	<b>-3.89%</b>
Contracted Services	\$48,050	\$7,848	\$50,000	\$6,775	\$50,000	<b>\$10,000</b>	<b>-80.00%</b>
Repairs & Maint & Postage	\$2,500	\$635	\$2,500	\$0	\$2,500	<b>\$2,500</b>	<b>0.00%</b>
Mileages Reimbursement	\$750	\$0	\$750	\$0	\$750	<b>\$750</b>	<b>0.00%</b>
Supplies	\$4,000	\$5,436	\$4,000	\$4,830	\$4,100	<b>\$4,100</b>	<b>0.00%</b>
Dues & Fees	\$7,000	\$12,787	\$7,000	\$13,665	\$7,000	<b>\$7,000</b>	<b>0.00%</b>
<b>Total Guidance</b>	<b>\$424,318</b>	<b>\$363,550</b>	<b>\$425,774</b>	<b>\$381,470</b>	<b>\$521,114</b>	<b>\$503,939</b>	<b>-3.30%</b>

#### Nurse (2132)

	<b>FY21 Budget</b>	<b>FY21 Actual</b>	<b>FY22 Budget</b>	<b>FY22 Actual</b>	<b>FY23 Budget</b>	<b>FY24 Proposed</b>	
Nurse Salaries	\$135,370	\$136,506	\$140,166	\$140,166	\$210,119	<b>\$217,398</b>	<b>3.46%</b>
Nurse Hourly	\$0	\$0	\$0	\$4,371	\$0	<b>\$0</b>	
Nurse Substitutes	\$4,000	\$0	\$0	\$1,664	\$4,500	<b>\$5,000</b>	<b>11.11%</b>
Insurance Benefits	\$52,012	\$50,310	\$55,584	\$54,381	\$80,471	<b>\$71,600</b>	<b>-11.02%</b>
Social Security	\$10,662	\$9,630	\$10,722	\$10,383	\$17,183	<b>\$16,631</b>	<b>-3.22%</b>
Course Reimbursement	\$3,200	\$1,590	\$3,200	\$1,544	\$6,400	<b>\$5,160</b>	<b>-19.38%</b>
Contracted Services	\$400	\$11,691	\$400	\$180	\$400	<b>\$400</b>	<b>0.00%</b>
Supplies	\$2,950	\$7,164	\$2,950	\$4,167	\$2,950	<b>\$7,000</b>	<b>137.29%</b>
Equipment	\$900	\$0	\$900	\$3,537	\$900	<b>\$1,000</b>	<b>11.11%</b>
<b>Total Nurse</b>	<b>\$209,494</b>	<b>\$216,891</b>	<b>\$213,922</b>	<b>\$220,393</b>	<b>\$322,923</b>	<b>\$324,189</b>	<b>0.39%</b>

#### Tech

	<b>FY21 Budget</b>	<b>FY21 Actual</b>	<b>FY22 Budget</b>	<b>FY22 Actual</b>	<b>FY23 Budget</b>	<b>FY24 Proposed</b>	
Course Reimbursement	\$4,000	\$0	\$4,000	\$6,172	\$0	<b>\$0</b>	
Contracted Services	\$160,019	\$332,629	\$186,637	\$366,113	\$200,084	<b>\$217,664</b>	<b>8.79%</b>
Maintenance & Repair	\$5,322	\$0	\$5,322	\$0	\$5,322	<b>\$5,322</b>	<b>0.00%</b>
Supplies	\$1,835	\$10,330	\$2,873	\$22,561	\$25,661	<b>\$14,795</b>	
Software	\$4,499	\$3,281	\$4,499	\$0	\$0	<b>\$0</b>	
Equipment	\$180,517	\$94,235	\$160,739	\$25,505	\$164,839	<b>\$253,607</b>	
<b>Total Technology</b>	<b>\$356,192</b>	<b>\$440,475</b>	<b>\$364,070</b>	<b>\$420,351</b>	<b>\$395,906</b>	<b>\$491,387</b>	<b>24.12%</b>

#### Professional Development (2213)

	<b>FY21 Budget</b>	<b>FY21 Actual</b>	<b>FY22 Budget</b>	<b>FY22 Actual</b>	<b>FY23 Budget</b>	<b>FY24 Proposed</b>	
Teacher Salaries	\$141,341	\$141,386	\$144,066	\$76,328	\$149,696	<b>\$161,192</b>	<b>7.68%</b>
Teacher Stipends	\$0	\$6,966	\$0	\$11,587	\$0	<b>\$10,000</b>	
Insurance Benefits	\$35,078	\$29,333	\$32,671	\$27,929	\$47,854	<b>\$59,127</b>	<b>23.56%</b>
Social Security	\$10,813	\$11,098	\$11,021	\$6,237	\$11,910	<b>\$12,332</b>	<b>3.54%</b>
Course Reimbursement	\$10,900	\$0	\$10,900	\$0	\$14,900	<b>\$3,440</b>	<b>-76.91%</b>



Contracted Services	\$1,400	\$0	\$1,400	\$0	\$1,400	<b>\$1,400</b>	<b>0.00%</b>
Contracted Services - FWSU Mentors	\$2,000	\$0	\$2,000	\$0	\$10,045	<b>\$5,000</b>	<b>-50.22%</b>
Mileage Reimbursement & Travel	\$1,500	\$0	\$1,500	\$0	\$1,500	<b>\$1,500</b>	<b>0.00%</b>
Inservice Supplies & Food	\$2,600	\$2,733	\$2,600	\$11,481	\$2,600	<b>\$2,600</b>	<b>0.00%</b>
<b>Total Professional Development</b>	<b>\$205,632</b>	<b>\$191,516</b>	<b>\$206,158</b>	<b>\$133,562</b>	<b>\$239,905</b>	<b>\$256,591</b>	<b>6.96%</b>

#### Library (2220)

	<b>FY21 Budget</b>	<b>FY21 Actual</b>	<b>FY22 Budget</b>	<b>FY22 Actual</b>	<b>FY23 Budget</b>	<b>FY24 Proposed</b>	
Library Salaries	\$59,294	\$60,018	\$61,848	\$61,848	\$63,703	<b>\$69,776</b>	<b>9.53%</b>
Insurance Benefits	\$25,845	\$25,080	\$27,705	\$27,097	\$30,114	<b>\$32,463</b>	<b>7.80%</b>
Social Security	\$4,536	\$4,181	\$4,731	\$4,296	\$5,026	<b>\$5,338</b>	<b>6.21%</b>
Course Reimbursement	\$1,600	\$0	\$1,600	\$1,197	\$1,600	<b>\$1,720</b>	<b>7.50%</b>
Contracted Services	\$8,000	\$9,657	\$8,400	\$4,624	\$11,500	<b>\$8,500</b>	<b>-26.09%</b>
Postage	\$750	\$3	\$750	\$106	\$750	<b>\$750</b>	<b>0.00%</b>
Supplies	\$1,800	\$1,810	\$1,800	\$1,595	\$1,800	<b>\$1,800</b>	<b>0.00%</b>
Books	\$15,000	\$16,085	\$15,000	\$15,150	\$15,000	<b>\$15,000</b>	<b>0.00%</b>
Periodicals	\$3,000	\$384	\$3,000	\$2,043	\$3,000	<b>\$3,000</b>	<b>0.00%</b>
Audiovisual Materials	\$1,000	\$0	\$1,000	\$1,020	\$1,000	<b>\$1,000</b>	<b>0.00%</b>
Software	\$3,000	\$0	\$3,000	\$3,000	\$2,000	<b>\$2,000</b>	<b>0.00%</b>
Equipment	\$1,000	\$312	\$1,000	\$300	\$1,000	<b>\$1,000</b>	<b>0.00%</b>
<b>Total Library</b>	<b>\$124,825</b>	<b>\$117,530</b>	<b>\$129,834</b>	<b>\$122,276</b>	<b>\$136,493</b>	<b>\$142,347</b>	<b>4.29%</b>

#### School Board (2311)

	<b>FY21 Budget</b>	<b>FY21 Actual</b>	<b>FY22 Budget</b>	<b>FY22 Actual</b>	<b>FY23 Budget</b>	<b>FY24 Proposed</b>	
School Board Stipends	\$3,500	\$2,500	\$2,500	\$2,500	\$2,500	<b>\$0</b>	<b>-100.00%</b>
Social Security	\$268	\$191	\$191	\$191	\$191	<b>\$0</b>	<b>-100.00%</b>
Course Reimbursement	\$130	\$0	\$130	\$0	\$130	<b>\$0</b>	<b>-100.00%</b>
Contracted Services	\$3,650	\$6,395	\$3,650	\$3,883	\$5,650	<b>\$5,650</b>	<b>0.00%</b>
Legal Services	\$8,000	\$7,027	\$8,000	\$13,978	\$8,000	<b>\$10,000</b>	<b>25.00%</b>
Treasurer Services	\$7,000	\$7,000	\$7,000	\$7,000	\$7,000	<b>\$7,000</b>	<b>0.00%</b>
Liability Insurance	\$12,603	\$9,223	\$11,000	\$10,074	\$11,000	<b>\$12,000</b>	<b>9.09%</b>
Advertising	\$2,000	\$3,819	\$2,000	\$4,455	\$2,000	<b>\$4,000</b>	<b>100.00%</b>
Mileage Reimbursement	\$100	\$0	\$100	\$0	\$100	<b>\$0</b>	<b>-100.00%</b>
Supplies	\$1,000	\$8	\$1,000	\$0	\$1,000	<b>\$0</b>	<b>-100.00%</b>
Dues & Fees	\$3,500	\$0	\$3,500	\$35	\$3,500	<b>\$0</b>	<b>-100.00%</b>
Miscellaneous	\$500	\$0	\$500	\$0	\$500	<b>\$500</b>	<b>0.00%</b>
<b>Total School Board</b>	<b>\$42,251</b>	<b>\$36,163</b>	<b>\$39,571</b>	<b>\$42,116</b>	<b>\$41,571</b>	<b>\$39,150</b>	<b>-5.82%</b>

#### FWSU Assessment (2590)

	<b>FY21 Budget</b>	<b>FY21 Actual</b>	<b>FY22 Budget</b>	<b>FY22 Actual</b>	<b>FY23 Budget</b>	<b>FY24 Proposed</b>	
Covid Related Para Assessment	\$0	\$21,543	\$0	\$0	\$0	<b>\$0</b>	
FWSU Assessment	\$867,453	\$867,453	\$948,091	\$948,091	\$938,393	<b>\$1,000,353</b>	<b>6.60%</b>
Regular Education Paras	\$396,794	\$369,696	\$627,753	\$485,996	\$675,149	<b>\$523,861</b>	<b>-22.41%</b>
<b>Total Franklin West Assessment</b>	<b>\$1,264,247</b>	<b>\$1,258,692</b>	<b>\$1,575,844</b>	<b>\$1,434,087</b>	<b>\$1,613,542</b>	<b>\$1,524,214</b>	<b>-5.54%</b>

#### Principal's Office (2410)

	<b>FY21 Budget</b>	<b>FY21 Actual</b>	<b>FY22 Budget</b>	<b>FY22 Actual</b>	<b>FY23 Budget</b>	<b>FY24 Proposed</b>	
Principal Salaries	\$444,786	\$446,402	\$455,448	\$428,592	\$441,450	<b>\$468,023</b>	<b>6.02%</b>
Hourly Wages	\$121,493	\$108,500	\$112,992	\$116,101	\$124,200	<b>\$142,480</b>	<b>14.72%</b>
Insurance Benefits	\$105,713	\$140,770	\$163,822	\$187,704	\$186,972	<b>\$202,426</b>	<b>8.27%</b>
Social Security	\$43,320	\$41,940	\$43,524	\$40,247	\$44,344	<b>\$47,315</b>	<b>6.70%</b>
Municipal Retirement	\$15,590	\$14,471	\$20,659	\$15,196	\$18,312	<b>\$19,474</b>	<b>6.35%</b>
Course Reimbursement	\$4,500	\$5,237	\$4,500	\$8,720	\$5,000	<b>\$6,000</b>	<b>20.00%</b>
Contracted Services	\$3,000	\$1,671	\$3,000	\$2,207	\$3,000	<b>\$3,000</b>	<b>0.00%</b>
Postage	\$6,000	\$6,640	\$6,000	\$5,894	\$6,500	<b>\$6,500</b>	<b>0.00%</b>

Telephone	\$20,000	\$15,068	\$20,000	\$18,234	\$20,000	\$21,500	7.50%
Printing	\$700	\$538	\$700	\$916	\$700	\$700	0.00%
Mileage Reimbursement	\$3,000	\$1,183	\$3,000	\$1,782	\$3,000	\$2,500	-16.67%
Supplies	\$4,500	\$6,507	\$4,500	\$3,521	\$5,000	\$5,000	0.00%
Books	\$500	\$250	\$500	\$16	\$500	\$500	0.00%
Graduation Expense	\$12,000	\$9,796	\$12,000	\$11,761	\$12,000	\$15,500	29.17%
Equipment	\$1,000	\$171	\$1,000	\$0	\$1,000	\$1,000	0.00%
Dues/ Fees & Misc	\$8,000	\$6,908	\$8,000	\$8,417	\$8,000	\$8,500	6.25%
<b>Total Principal's Office</b>	<b>\$794,102</b>	<b>\$806,052</b>	<b>\$859,645</b>	<b>\$849,308</b>	<b>\$879,978</b>	<b>\$950,418</b>	<b>8.00%</b>
<b>Business Office (2510)</b>	<b>FY21 Budget</b>	<b>FY21 Actual</b>	<b>FY22 Budget</b>	<b>FY22 Actual</b>	<b>FY23 Budget</b>	<b>FY24 Proposed</b>	
Short Term Interest	\$53,000	\$49,899	\$65,000	\$29,419	\$65,000	\$60,000	-7.69%
<b>Total Business Office</b>	<b>\$53,000</b>	<b>\$49,899</b>	<b>\$65,000</b>	<b>\$29,419</b>	<b>\$65,000</b>	<b>\$60,000</b>	<b>-7.69%</b>
<b>Buildings &amp; Grounds (2610)</b>	<b>FY21 Budget</b>	<b>FY21 Actual</b>	<b>FY22 Budget</b>	<b>FY22 Actual</b>	<b>FY23 Budget</b>	<b>FY24 Proposed</b>	
Maintenance Wages	\$336,858	\$306,484	\$360,574	\$308,155	\$395,875	\$429,643	8.53%
Insurance Benefits	\$130,409	\$149,504	\$146,417	\$109,573	\$159,083	\$135,068	-15.10%
Social Security	\$25,770	\$22,484	\$26,589	\$24,071	\$30,819	\$32,868	6.65%
Municipal Retirement	\$21,112	\$18,408	\$40,892	\$19,176	\$39,172	\$30,077	-23.22%
Course Reimbursement	\$500	\$0	\$500	\$0	\$500	\$500	0.00%
Contracted Services	\$48,200	\$49,337	\$59,200	\$96,024	\$61,200	\$71,100	16.18%
Repairs & Maintenance	\$55,500	\$52,673	\$55,500	\$84,384	\$61,800	\$81,800	32.36%
Water & Sewer	\$10,000	\$3,225	\$10,000	\$4,372	\$10,000	\$7,500	-25.00%
Property & Liability Insurance	\$42,464	\$43,976	\$43,738	\$46,055	\$47,000	\$52,000	10.64%
Phone	\$1,500	\$0	\$1,500	\$0	\$1,500	\$1,500	0.00%
Mileage Reimbursement	\$100	\$0	\$100	\$0	\$100	\$100	0.00%
Supplies	\$62,100	\$57,849	\$62,100	\$69,424	\$65,900	\$73,400	11.38%
Electricity	\$130,000	\$104,432	\$130,000	\$109,695	\$130,000	\$130,000	0.00%
Heating Fuel	\$125,000	\$117,832	\$115,000	\$157,945	\$125,000	\$165,000	32.00%
Gasoline	\$2,500	\$6	\$2,500	\$1,112	\$2,500	\$2,500	0.00%
Equipment	\$5,000	\$9,336	\$15,000	\$47,029	\$15,000	\$0	-100.00%
Building Improvements	\$15,000	\$225,100	\$0	\$14,517	\$0	\$20,000	
<b>Total Buildings &amp; Grounds</b>	<b>\$1,012,013</b>	<b>\$1,160,646</b>	<b>\$1,069,610</b>	<b>\$1,091,532</b>	<b>\$1,145,449</b>	<b>\$1,233,056</b>	<b>7.65%</b>
<b>Transportation (2711)</b>	<b>FY21 Budget</b>	<b>FY21 Actual</b>	<b>FY22 Budget</b>	<b>FY22 Actual</b>	<b>FY23 Budget</b>	<b>FY24 Proposed</b>	
Contracted Services - FWSU	\$394,429	\$135,025	\$377,917	\$153,438	\$388,477	\$447,673	15.24%
<b>Total Transportation</b>	<b>\$394,429</b>	<b>\$135,025</b>	<b>\$377,917</b>	<b>\$153,438</b>	<b>\$388,477</b>	<b>\$447,673</b>	<b>15.24%</b>
<b>Debt Service</b>	<b>FY21 Budget</b>	<b>FY21 Actual</b>	<b>FY22 Budget</b>	<b>FY22 Actual</b>	<b>FY23 Budget</b>	<b>FY24 Proposed</b>	
Debt Service	\$0	\$0	\$0	\$0	\$0	\$1,122,000	
<b>Total Debt Service</b>	<b>\$0</b>	<b>\$0</b>	<b>\$0</b>	<b>\$0</b>	<b>\$0</b>	<b>\$1,122,000</b>	
<b>Total General Fund Expenditures</b>	<b>\$13,750,321</b>	<b>\$12,909,096</b>	<b>\$14,625,494</b>	<b>\$13,228,354</b>	<b>\$15,693,215</b>	<b>\$17,618,138</b>	<b>12.27%</b>
<b>Grant Expenditures</b>	<b>\$72,000</b>	<b>\$10,000</b>	<b>\$10,000</b>	<b>\$10,000</b>	<b>\$10,000</b>	<b>\$29,695</b>	<b>196.95%</b>
<b>Total Expenditures</b>	<b>\$13,822,321</b>	<b>\$12,919,096</b>	<b>\$14,635,494</b>	<b>\$13,238,354</b>	<b>\$15,703,215</b>	<b>\$17,647,833</b>	<b>12.38%</b>

District: <b>Fairfax</b> SU: <b>Franklin West</b>		<b>T071</b> Franklin County		Property dollar equivalent yield <b>15,479</b>	<--See bottom note	Homestead tax rate per \$15,479 of spending per equalized pupil <b>1.00</b>
				<b>17,600</b>		Income dollar equivalent yield per 2.0% of household income
<b>Expenditures</b>		<b>FY2021</b>	<b>FY2022</b>	<b>FY2023</b>	<b>FY2024</b>	
1.	<b>Budget</b> (local budget, including special programs, full technical center expenditures, and any Act 14 expenditures)	\$13,960,921	\$14,636,092	\$15,703,216	\$17,647,833	
2.	plus Sum of separately warned articles passed at town meeting	+	-	-		
3.	minus Act 144 Expenditures, to be excluded from Education Spending(Manchester & West Windsor only)	-	NA	NA	NA	
4.	<b>Locally adopted or warned budget</b>	\$13,960,921	\$14,636,092	\$15,703,216	\$17,647,833	
5.	plus Obligation to a Regional Technical Center School District if any	+	-	-		
6.	plus Prior year deficit repayment of deficit	+	-	-		
7.	<b>Total Expenditures</b>	\$13,960,921	\$14,636,092	\$15,703,216	\$17,647,833	
8.	S.U. assessment (included in local budget) - informational data	-	-	-		
9.	Prior year deficit reduction (included in expenditure budget) - informational data	-	-	-		
<b>Revenues</b>						
10.	Offsetting revenues (categorical grants, donations, tuitions, surplus, etc., including local Act 144 tax revenues)	\$1,619,952	\$1,777,945	\$1,950,284	\$2,021,628	
11.	plus Capital debt aid for eligible projects pre-existing Act 60	+	-	-		
12.	minus All Act 144 revenues, including local Act 144 tax revenue(Manchester & West Windsor only)	-	NA	NA	NA	
13.	<b>Offsetting revenues</b>	\$1,619,952	\$1,777,945	\$1,950,284	\$2,021,628	
<b>Education Spending</b>		<b>\$12,340,969</b>	<b>\$12,858,147</b>	<b>\$13,752,932</b>	<b>\$15,626,205</b>	
15.	Equalized Pupils	867.98	878.98	880.24	885.83	
<b>Education Spending per Equalized Pupil</b>		<b>\$14,218.03</b>	<b>\$14,628.49</b>	<b>\$15,624.07</b>	<b>\$17,640.19</b>	
17.	minus Less ALL net eligible construction costs (or P&I) per equalized pupil	(\$8.01)	-	-		
18.	minus Less share of SpEd costs in excess of \$60,000 for an individual (per eqpup)	-	-	-		
19.	minus Less amount of deficit if deficit is SOLELY attributable to tuitions paid to public schools for grades the district does not operate for new students who moved to the district after the budget was passed (per eqpup)	-	-	-		
20.	minus Less SpEd costs if excess is solely attributable to new SpEd spending if district has 20 or fewer equalized pupils (per eqpup)	-	-	-		
21.	minus Estimated costs of new students after census period (per eqpup)	-	-	-		
22.	minus Total tuitions if tuitioning ALL K-12 unless electorate has approved tuitions greater than average announced tuition (per eqpup)	-	-	-		
23.	minus Less planning costs for merger of small schools (per eqpup)	-	-	-		
24.	minus Teacher retirement assessment for new members of Vermont State Teachers' Retirement System on or after July 1, 2015 (per eqpup)	-	-	-		
25.	minus Costs incurred when sampling drinking water outlets, implementing lead remediation, or retesting.	-	-	-		
26.	Excess spending threshold	threshold = \$18,756 \$18,756.00	threshold = \$18,789 \$18,789.00	threshold = \$19,997 \$19,997.00	threshold = \$22,204 \$22,204.00	
27.	plus Excess Spending per Equalized Pupil over threshold (if any)	-	2 year suspension	2 year suspension	suspended thru FY29	
28.	Per pupil figure used for calculating District Equalized Tax Rate	\$14,218	\$14,628	\$15,624	\$17,640.19	
29.	District spending adjustment (minimum of 100%)	129.278% based on yield \$10,883	129.261% based on yield \$11,317	117.351% based on \$13,314	113.962% based on \$15,479	
<b>Prorating the local tax rate</b>						
30.	Anticipated district equalized homestead tax rate (to be prorated by line 30) [(\$17,640.19 ÷ (\$15,479 / \$1.00))]	\$1.2928 based on \$1.00	\$1.2926 based on \$1.00	\$1.1735 based on \$1.00	\$1.1396 based on \$1.00	
31.	Percent of Fairfax equalized pupils not in a union school district	100.00%	100.00%	100.00%	100.00%	
32.	Portion of district eq homestead rate to be assessed by town (100.00% x \$1.14)	\$1.2928	\$1.2926	\$1.1735	\$1.1396	
33.	<b>Common Level of Appraisal (CLA)</b>	89.19%	85.93%	116.28%	105.56%	
34.	Portion of actual district homestead rate to be assessed by town (\$1.1396 / 105.56%)	\$1.4495 based on \$1.00	\$1.5042 based on \$1.00	\$1.0092 based on \$1.00	\$1.0796 based on \$1.00	
If the district belongs to a union school district, this is only a <b>PARTIAL</b> homestead tax rate. The tax rate shown represents the estimated portion of the final homestead tax rate due to spending for students who do not belong to a union school district. The same holds true for the income cap percentage.						
35.	Anticipated income cap percent (to be prorated by line 30) [((\$17,640.19 ÷ \$17,600) x 2.00%)]	2.10% based on 2.00%	2.12% based on 2.00%	2.00% based on 2.00%	2.00% based on 2.00%	
36.	Portion of district income cap percent applied by State (100.00% x 2.00%)	2.10% based on 2.00%	2.12% based on 2.00%	2.00% based on 2.00%	2.00% based on 2.00%	
37.	#N/A	-	-	-	-	
38.	#N/A	-	-	-	-	
<div>- Following current statute, the Tax Commissioner recommended a property yield of \$15,479 for every \$1.00 of homestead tax per \$100 of equalized property value, an income yield of \$17,600 for a base income percent of 2.0%, and a non-residential tax rate of \$1.386. These figures use the estimated \$64,000,000 surplus from the Education Fund. <b>New and updated data will likely change the proposed property and income yields and perhaps the non-residential rate.</b></div> <div>- Final figures will be set by the Legislature during the legislative session and approved by the Governor.</div> <div>- The base income percentage cap is 2.0%.</div>						

**Fairfax Town School District**  
**General Fund - Cash Basis**  
**Treasurer's Report**  
**July 1, 2021 to June 30, 2022**

Receipts	
Receipts & Electronic Deposits	\$ 9,522,135.64
Investment/ Sweep Misc. Credits	\$ 17,633,676.43
Interest	\$ 630.35
<b>Total Receipts</b>	<b>\$ 27,156,442.42</b>

Disbursements & Debits	
Disbursements	\$ 27,104,970.71
<b>Total Disbursements</b>	<b>\$ 27,104,970.71</b>

January 16, 2023

There has been significant change in our schools since I wrote this letter last January, much of it positive. Franklin West continues to be an excellent place for teaching and learning. Over the past year, FWSU has seen a return to “normalcy” in our day to day practices. This return comes with the recognition that our students are in need of additional academic and social support to match the expectations and achievements of their predecessors. Our students are willing and able to learn, our teachers and support staff are dedicated to meeting the needs of all students and our community continues to support our schools in a constructive and respectful manner. Together, we will continue to make progress.

Last spring, we were able to adopt a mask optional practice at all of our schools. The school year ended with in person graduation ceremonies at all of our schools after several years of alternate celebrations. School started in late August with a return to our cafeterias, school wide assemblies, concerts, parent conferences, and a full schedule of athletic events and co-curricular activities. For many of our younger students, things we take for granted, like eating in the cafeteria, have been first time experiences. Our students have relearned routines and developed new habits which have contributed to the environment of “normalcy”. Parents have returned to our schools as volunteers, audience members, and provided significant input to our teachers, administrators and school boards. We cannot do our work effectively without your partnership.

As a supervisory union, we have been fortunate to attract professional staff to our schools. At the start of the year, we were fully staffed by licensed educators with the exception of speech language pathologists. FWSU continues to be in need of paraprofessionals, bus drivers, and substitutes at all of our schools. This shortfall puts additional strain on all aspects of our system, whether it's parents adjusting to a change in the bus schedule, teachers providing coverage for colleagues, or special educators being creative to ensure that all required supports are provided for students. Unfortunately, we are not alone in our need for staffing; it is a statewide concern. FWSU has certainly fared better than some of our surrounding districts regarding staffing. This is a testament to the positive environment in our schools and communities.

To help address the needs of our students, we have had the benefit of additional time for our educators to focus on improving curriculum and identifying intervention needs through our Early Release Days. One Wednesday each month, students are released at 1:00 in the afternoon. Teachers continue to work until 4:00 to analyze data, adjust curriculum, and plan intervention to support areas of concern for each student. Teachers are engaged in this work every day like always, but having this concentrated block of time each month to work together allows us to learn with and from each other to best support our students. We recognize that these release days present challenges for our families and appreciate this gift of time each month for our staff to engage in school improvement.



Our previous superintendent, Jim Tager, introduced us to the concept of “one word”. The idea is to identify a single word that will serve as your guide through the year. It’s a habit I’ve continued for the past several years. For 2023, I’ve selected the word “steady”. My hope is that we will continue to attract and retain high quality educators for our schools; we will be able to show continuous progress by our students as measured by a variety of metrics; our administration and school boards will continue to provide exemplary leadership; and that, as superintendent, I will be able to continue to move our schools forward with a steady hand.

We get to work with the best students there are. We believe it is possible for each one of them to become effective communicators and problem solvers who are prepared for the opportunities of their future. This belief guides my work every day. I am thankful for the opportunity to be of service to our students and community and appreciate your continued support.

Respectfully submitted,

*JOHN T. TAGUE*

John T. Tague  
Superintendent





*Proven Expertise & Integrity*

January 16, 2023

Board of Directors  
Franklin West Supervisory Union  
Fairfax, Vermont

We were engaged by Franklin West Supervisory Union and have audited the financial statements of Franklin West Supervisory Union as of and for the year ended June 30, 2022. A complete copy of the audited financial statements, including our opinion thereon, will be available for inspection at the Supervisory Union.

*RHR Smith & Company*

Certified Public Accountants

**Franklin West Supervisory Union  
FY24 Approved Budget  
Expenditure Summary  
12/21/2022**

	FY21		FY22		FY23		FY24	
	FY21 Budget	Actual	FY22 Budget	Actual	FY23 Budget	FY24 Budget		
<b>Curriculum</b>	\$176,050	\$172,871	\$175,290	\$189,105	\$185,895	<b>\$200,875</b>		8.06%
<b>Technology</b>	\$450,890	\$463,127	\$471,701	\$377,084	\$462,993	<b>\$507,009</b>		9.51%
<b>Superintendent's Office</b>	\$356,521	\$421,569	\$422,698	\$370,831	\$394,121	<b>\$403,363</b>		2.35%
<b>Student Support Services</b>	\$151,719	\$86,415	\$178,824	\$103,128	\$117,454	<b>\$198,412</b>		68.93%
<b>Business Office</b>	\$381,101	\$372,267	\$396,827	\$400,081	\$441,271	<b>\$494,781</b>		12.13%
<b>Buildings &amp; Grounds</b>	\$184,459	\$159,969	\$164,917	\$156,542	\$169,722	<b>\$179,426</b>		5.72%
<b>General Education Paras</b>	\$797,206	\$703,503	\$1,061,195	\$776,170	\$1,039,458	<b>\$827,143</b>		-20.43%
<b>Other Initiatives</b>	\$102,661	\$146,945	\$97,388	\$136,735	\$178,023	<b>\$183,678</b>		3.18%
<b>Transportation</b>	\$1,428,688	\$1,253,090	\$1,372,538	\$1,257,633	\$1,446,434	<b>\$1,598,664</b>		10.52%
<b>Total</b>	<b>\$4,029,295</b>	<b>\$3,779,756</b>	<b>\$4,341,378</b>	<b>\$3,767,309</b>	<b>\$4,435,371</b>	<b>\$4,593,350</b>		3.56%
<b>Special Education</b>								
<b>Speech &amp; Language</b>	\$434,241	\$371,776	\$432,104	\$321,612	\$440,050	<b>\$511,967</b>		16.34%
<b>Special Education</b>	\$5,349,657	\$4,598,772	\$5,748,653	\$4,724,396	\$5,804,611	<b>\$6,279,227</b>		8.18%
<b>EEE</b>	\$331,744	\$224,750	\$274,666	\$241,309	\$352,396	<b>\$522,939</b>		48.40%
<b>Total Special Education</b>	<b>\$6,115,642</b>	<b>\$5,195,298</b>	<b>\$6,455,423</b>	<b>\$5,287,317</b>	<b>\$6,597,057</b>	<b>\$7,314,133</b>		10.87%
<b>Total Supervisory Union</b>	<b>\$10,144,937</b>	<b>\$8,975,054</b>	<b>\$10,796,801</b>	<b>\$9,054,626</b>	<b>\$11,032,428</b>	<b>\$11,907,483</b>		7.93%

**Franklin West Supervisory Union  
FY24 Approved Budget  
Expenditures  
12/21/2022**

	FY21		FY22		FY23		FY24	
	FY21 Budget	Actual	FY22 Budget	Actual	FY23 Budget	FY24 Budget		
<b>Curriculum (2210)</b>								
Salary	\$130,140	\$105,406	\$129,115	\$109,037	\$109,200	<b>\$116,660</b>		6.83%
Hourly	\$0	\$21,905	\$0	\$22,747	\$23,400	<b>\$22,932</b>		-2.00%
Insurance Benefits	\$24,469	\$29,295	\$22,970	\$36,681	\$29,851	<b>\$37,832</b>		26.74%
Social Security	\$9,956	\$9,885	\$9,877	\$9,568	\$10,297	<b>\$10,679</b>		3.71%
Retirement Benefits	\$1,418	\$3,326	\$3,261	\$3,385	\$3,080	<b>\$3,205</b>		4.07%
Conferences & Continuing Ed	\$2,500	\$1,085	\$2,500	\$4,200	\$2,500	<b>\$5,000</b>		100.00%
Mileage Reimbursement	\$4,000	\$27	\$4,000	\$133	\$4,000	<b>\$1,000</b>		-75.00%
Equipment	\$0	\$0	\$0	\$358	\$0	<b>\$0</b>		
Dues, Fees & Subscriptions	\$3,567	\$1,942	\$3,567	\$2,996	\$3,567	<b>\$3,567</b>		0.00%
<b>Total Curriculum</b>	<b>\$176,050</b>	<b>\$172,871</b>	<b>\$175,290</b>	<b>\$189,105</b>	<b>\$185,895</b>	<b>\$200,875</b>		8.06%
<b>Technology (2580)</b>								
Wages & Salaries	\$266,521	\$271,989	\$274,760	\$217,781	\$257,888	<b>\$288,560</b>		11.89%
Insurance Benefits	\$75,981	\$88,781	\$86,951	\$54,850	\$88,547	<b>\$78,300</b>		-11.57%
Social Security	\$20,389	\$20,366	\$21,019	\$16,129	\$19,729	<b>\$22,075</b>		11.89%
Municipal Retirement	\$13,903	\$14,540	\$14,600	\$13,637	\$17,408	<b>\$20,199</b>		16.03%
Conference & Professional Dev	\$4,000	\$1,390	\$4,000	\$35	\$4,000	<b>\$4,000</b>		0.00%
Contracted Services	\$60,271	\$59,995	\$60,271	\$71,023	\$64,439	<b>\$68,513</b>		6.32%
Mileage Reimbursement	\$2,000	\$163	\$2,000	\$1,074	\$2,000	<b>\$2,000</b>		0.00%

Supplies	\$500	\$141	\$500	\$2,555	\$582	<b>\$582</b>	0.00%
Equipment	\$7,325	\$5,762	\$7,600	\$0	\$8,400	<b>\$22,780</b>	171.19%
<b>Total Technology</b>	<b>\$450,890</b>	<b>\$463,127</b>	<b>\$471,701</b>	<b>\$377,084</b>	<b>\$462,993</b>	<b>\$507,009</b>	9.51%

**Superintendent's Office**

	<b>FY21 Budget</b>	<b>FY21 Actual</b>	<b>FY22 Budget</b>	<b>FY22 Actual</b>	<b>FY23 Budget</b>	<b>FY24 Budget</b>	
Salaries	\$230,485	\$143,669	\$247,999	\$127,000	\$147,080	<b>\$152,150</b>	3.45%
Hourly Wages	\$0	\$125,556	\$0	\$109,822	\$95,232	<b>\$108,652</b>	14.09%
Insurance Benefits	\$34,028	\$56,999	\$75,099	\$34,098	\$53,735	<b>\$38,504</b>	-28.34%
Social Security	\$17,058	\$20,829	\$18,972	\$17,817	\$18,690	<b>\$19,951</b>	6.75%
Retirement Benefits	\$4,950	\$13,275	\$9,628	\$8,505	\$6,384	<b>\$7,606</b>	19.14%
Conferences & Continuing Ed	\$4,250	\$3,073	\$4,250	\$2,259	\$4,250	<b>\$4,250</b>	0.00%
Contracted Services	\$45,000	\$39,258	\$46,000	\$57,817	\$48,000	<b>\$48,000</b>	0.00%
Advertising	\$500	\$185	\$500	\$912	\$500	<b>\$500</b>	0.00%
Travel & Mileage	\$4,750	\$1,377	\$4,750	\$2,442	\$4,750	<b>\$2,750</b>	-42.11%
Supplies	\$500	\$565	\$500	\$1,004	\$500	<b>\$2,500</b>	400.00%
Books	\$0	\$872	\$0	\$168	\$0	<b>\$0</b>	
Equipment	\$0	\$1,957	\$0	\$66	\$0	<b>\$0</b>	
Dues, Fees & Miscellaneous	\$15,000	\$13,954	\$15,000	\$8,921	\$15,000	<b>\$18,500</b>	23.33%
<b>Total Superintendent</b>	<b>\$356,521</b>	<b>\$421,569</b>	<b>\$422,698</b>	<b>\$370,831</b>	<b>\$394,121</b>	<b>\$403,363</b>	2.35%

**Student Support Services**

	<b>FY21 Budget</b>	<b>FY21 Actual</b>	<b>FY22 Budget</b>	<b>FY22 Actual</b>	<b>FY23 Budget</b>	<b>FY24 Budget</b>	
Salaries	\$115,200	\$64,257	\$130,934	\$67,144	\$71,840	<b>\$137,761</b>	91.76%
Hourly	\$0	\$480	\$0	<b>(\$480)</b>	\$11,180	<b>\$12,330</b>	10.29%
Insurance Benefits	\$19,085	\$13,604	\$29,394	\$12,600	\$21,409	<b>\$29,347</b>	37.08%
Social Security	\$9,004	\$4,826	\$10,016	\$4,971	\$6,504	<b>\$11,482</b>	76.54%
Retirement Benefits	\$2,864	\$2,002	\$2,769	\$1,970	\$755	<b>\$1,263</b>	67.30%
Conferences & Continuing Ed	\$1,916	\$150	\$2,061	\$1,168	\$1,616	<b>\$2,079</b>	28.62%
Contracted Services	\$0	\$140	\$0	\$13,366	\$0	<b>\$0</b>	
Mileage Reimbursement	\$2,800	\$108	\$2,800	\$2,244	\$2,800	<b>\$2,800</b>	0.00%
Equipment	\$350	\$0	\$350	\$0	\$350	<b>\$350</b>	0.00%
Dues, Fees & Miscellaneous	\$500	\$848	\$500	\$145	\$1,000	<b>\$1,000</b>	0.00%
<b>Total Student Support</b>	<b>\$151,719</b>	<b>\$86,415</b>	<b>\$178,824</b>	<b>\$103,128</b>	<b>\$117,454</b>	<b>\$198,412</b>	68.93%

**Business Office (2510)**

	<b>FY21 Budget</b>	<b>FY21 Actual</b>	<b>FY22 Budget</b>	<b>FY22 Actual</b>	<b>FY23 Budget</b>	<b>FY24 Budget</b>	
Wages & Salaries	\$275,388	\$255,532	\$252,355	\$271,494	\$289,641	<b>\$324,520</b>	12.04%
Insurance Benefits	\$50,156	\$80,822	\$90,026	\$88,438	\$84,741	<b>\$112,719</b>	33.02%
Social Security	\$21,067	\$19,386	\$19,305	\$20,270	\$22,158	<b>\$24,826</b>	12.04%
Municipal Retirement	\$15,490	\$15,131	\$15,141	\$16,509	\$19,551	<b>\$22,716</b>	16.19%
Conferences & Continuing Ed	\$2,500	\$125	\$2,500	\$145	\$7,680	<b>\$2,500</b>	-67.45%
Contracted Services	\$2,000	\$110	\$2,000	\$1,185	\$2,000	<b>\$2,000</b>	0.00%
Mileage Reimbursement	\$3,500	\$854	\$3,500	\$1,154	\$3,500	<b>\$3,500</b>	0.00%
Software	\$10,000	\$0	\$10,000	\$0	\$10,000	<b>\$0</b>	-100.00%
Equipment	\$500	\$0	\$1,500	\$655	\$1,500	<b>\$1,500</b>	0.00%
Dues, Fees & Miscellaneous	\$500	\$307	\$500	\$231	\$500	<b>\$500</b>	0.00%
<b>Total Business Office</b>	<b>\$381,101</b>	<b>\$372,267</b>	<b>\$396,827</b>	<b>\$400,081</b>	<b>\$441,271</b>	<b>\$494,781</b>	12.13%

**Buildings & Grounds (2600/2321)**

	<b>FY21 Budget</b>	<b>FY21 Actual</b>	<b>FY22 Budget</b>	<b>FY22 Actual</b>	<b>FY23 Budget</b>	<b>FY24 Budget</b>	
Salaries & Wages	\$83,005	\$81,745	\$85,875	\$81,375	\$89,630	<b>\$95,000</b>	5.99%
Insurance Benefits	\$33,957	\$19,867	\$4,693	\$3,532	\$4,357	<b>\$2,631</b>	-39.61%
Social Security	\$6,350	\$5,894	\$6,569	\$6,331	\$6,857	<b>\$7,268</b>	5.99%
Municipal Retirement	\$4,668	\$4,636	\$5,153	\$5,086	\$6,051	<b>\$6,650</b>	9.90%

Continuing Education	\$0	\$0	\$500	\$0	\$500	<b>\$500</b>	0.00%
Contracted Services	\$5,000	\$4,069	\$9,000	\$10,997	\$9,000	<b>\$10,000</b>	11.11%
Rent	\$23,279	\$21,000	\$23,977	\$21,000	\$23,977	<b>\$23,977</b>	0.00%
Property & Liability Insurance	\$7,500	\$6,271	\$7,500	\$7,236	\$7,000	<b>\$8,250</b>	17.86%
Telephone	\$3,000	\$2,801	\$3,000	\$3,598	\$3,200	<b>\$4,250</b>	32.81%
Postage	\$1,200	\$765	\$2,150	\$598	\$2,150	<b>\$2,150</b>	0.00%
Mileage Reimbursement	\$1,500	\$661	\$1,500	\$1,209	\$1,500	<b>\$1,500</b>	0.00%
Supplies	\$7,500	\$7,491	\$7,500	\$9,141	\$8,500	<b>\$9,250</b>	8.82%
Utilities	\$6,500	\$4,769	\$6,500	\$6,192	\$6,000	<b>\$7,000</b>	16.67%
Equipment	\$1,000	\$0	\$1,000	\$247	\$1,000	<b>\$1,000</b>	0.00%
<b>Total Buildings &amp; Grounds</b>	<b>\$184,459</b>	<b>\$159,969</b>	<b>\$164,917</b>	<b>\$156,542</b>	<b>\$169,722</b>	<b>\$179,426</b>	5.72%

**Speech & Language (2151)**

	FY21		FY22		FY23		FY24 Budget	
	FY21 Budget	Actual	FY22 Budget	Actual	FY23 Budget	FY24 Budget		
Hourly Wages	\$16,147	\$17,130	\$15,608	\$8,681	\$20,372	<b>\$19,972</b>		-1.97%
Teacher Salaries	\$306,897	\$280,115	\$301,735	\$211,595	\$273,246	<b>\$310,333</b>		13.57%
Insurance Benefits	\$42,373	\$43,756	\$45,119	\$49,681	\$78,848	<b>\$53,804</b>		-31.76%
Social Security	\$23,480	\$22,379	\$24,277	\$16,225	\$22,489	<b>\$30,868</b>		37.26%
Continuing Education	\$6,769	\$4,535	\$6,790	\$1,524	\$6,520	<b>\$7,290</b>		11.81%
Contracted Services	\$30,000	\$2,553	\$30,000	\$31,611	\$30,000	<b>\$81,000</b>		170.00%
Contracted Substitutes	\$5,000	\$0	\$5,000	\$6	\$5,000	<b>\$5,000</b>		0.00%
SLP Travel	\$200	\$0	\$200	\$0	\$200	<b>\$200</b>		0.00%
Supplies	\$2,375	\$1,308	\$2,375	\$2,289	\$2,375	<b>\$2,500</b>		5.26%
Equipment	\$1,000	\$0	\$1,000	\$0	\$1,000	<b>\$1,000</b>		0.00%
<b>Total Speech &amp; Language</b>	<b>\$434,241</b>	<b>\$371,776</b>	<b>\$432,104</b>	<b>\$321,612</b>	<b>\$440,050</b>	<b>\$511,967</b>		16.34%

**Special Education (Program 21/22)**

	FY21		FY22		FY23		FY24 Budget	
	FY21 Budget	Actual	FY22 Budget	Actual	FY23 Budget	FY24 Budget		
Teacher Salaries	\$985,133	\$1,012,035	\$1,139,782	\$1,014,003	\$1,208,526	<b>\$1,206,007</b>		-0.21%
Hourly Wages (Paras & Nurses)	\$937,152	\$881,605	\$907,531	\$897,244	\$1,039,275	<b>\$1,200,545</b>		15.52%
Insurance Benefits	\$492,953	\$486,432	\$743,662	\$571,003	\$818,198	<b>\$683,119</b>		-16.51%
Social Security	\$146,774	\$142,617	\$155,548	\$142,272	\$172,149	<b>\$184,101</b>		6.94%
Municipal Retirement	\$76,884	\$51,717	\$66,600	\$53,675	\$90,201	<b>\$103,238</b>		14.45%
Continuing Education	\$34,240	\$26,213	\$36,677	\$24,011	\$40,601	<b>\$42,990</b>		5.89%
Contracted Services	\$939,571	\$955,134	\$1,043,122	\$1,155,604	\$992,480	<b>\$1,255,929</b>		26.54%
Substitute Contracted Services	\$65,000	\$16,044	\$65,000	\$8,628	\$65,000	<b>\$35,000</b>		-46.15%
Transportation	\$190,950	\$76,096	\$170,000	\$117,718	\$195,127	<b>\$211,279</b>		8.28%
Tuition	\$855,000	\$589,792	\$757,231	\$447,784	\$769,954	<b>\$838,749</b>		8.93%
Mileage Reimbursement	\$1,000	\$1,291	\$1,000	\$11	\$1,500	<b>\$1,500</b>		0.00%
Excess Costs	\$590,000	\$354,551	\$587,500	\$286,060	\$391,600	<b>\$496,769</b>		26.86%
Supplies	\$25,000	\$4,926	\$25,000	\$6,383	\$10,000	<b>\$10,000</b>		0.00%
Equipment	\$10,000	\$319	\$50,000	\$0	\$10,000	<b>\$10,000</b>		0.00%
<b>Total Special Education</b>	<b>\$5,349,657</b>	<b>\$4,598,772</b>	<b>\$5,748,653</b>	<b>\$4,724,396</b>	<b>\$5,804,611</b>	<b>\$6,279,227</b>		8.18%

**EEE (Level 11)**

	FY21		FY22		FY23		FY24 Budget	
	FY21 Budget	Actual	FY22 Budget	Actual	FY23 Budget	FY24 Budget		
Para Wages	\$93,940	\$36,501	\$30,095	\$16,123	\$64,198	<b>\$86,407</b>		34.59%
Teacher Salaries	\$145,328	\$119,002	\$140,123	\$100,824	\$157,907	<b>\$186,747</b>		18.26%
Insurance Benefits	\$58,214	\$27,895	\$61,628	\$42,724	\$78,994	<b>\$134,845</b>		70.70%
Social Security	\$16,505	\$11,743	\$13,022	\$8,168	\$17,019	<b>\$20,896</b>		22.78%
Retirement	\$7,676	\$1,929	\$1,805	\$1,001	\$5,834	<b>\$8,448</b>		44.81%
Continuing Education	\$4,931	\$1,306	\$3,993	\$27	\$4,444	<b>\$5,345</b>		20.27%
Contracted Services	\$3,000	\$25,995	\$20,000	\$69,763	\$20,000	<b>\$76,250</b>		281.25%
Supplies	\$1,150	\$379	\$3,000	\$2,679	\$3,000	<b>\$3,000</b>		0.00%
Equipment	\$1,000	\$0	\$1,000	\$0	\$1,000	<b>\$1,000</b>		0.00%
<b>Total Early Education</b>	<b>\$331,744</b>	<b>\$224,750</b>	<b>\$274,666</b>	<b>\$241,309</b>	<b>\$352,396</b>	<b>\$522,939</b>		48.40%

## General Education Paras

*Fletcher*

	FY21 Budget	FY21 Actual	FY22 Budget	FY22 Actual	FY23 Budget	FY24 Budget	
Para Wages	\$61,756	\$43,347	\$81,655	\$43,682	\$62,227	<b>\$58,561</b>	-5.89%
Insurances	\$0	\$14,491	\$535	\$16,427	\$11,355	<b>\$17,105</b>	50.64%
Retirement	\$0	\$2,482	\$322	\$2,667	\$2,262	<b>\$4,099</b>	81.22%
FICA	\$0	\$3,327	\$410	\$3,141	\$2,563	<b>\$4,480</b>	74.79%
Course Reimbursement	\$0	\$0	\$45	\$0	\$333	<b>\$642</b>	92.88%
<b>Regular Ed Paras at Fletcher</b>	<b>\$61,756</b>	<b>\$63,647</b>	<b>\$82,967</b>	<b>\$65,917</b>	<b>\$78,740</b>	<b>\$84,888</b>	7.81%

*Fairfax*

Para Wages	\$498,203	\$305,685	\$658,371	\$357,161	\$417,264	<b>\$339,455</b>	-18.65%
Insurances	\$0	\$52,021	\$10,190	\$79,373	\$171,789	<b>\$131,295</b>	-23.57%
Retirement	\$0	\$17,985	\$901	\$21,868	\$23,791	<b>\$23,762</b>	-0.12%
FICA	\$0	\$26,197	\$2,084	\$27,593	\$26,964	<b>\$25,968</b>	-3.69%
Course Reimbursement	\$0	\$1,089	\$300	\$262	\$3,341	<b>\$3,381</b>	1.19%
<b>Regular Ed Paras at Fairfax</b>	<b>\$498,203</b>	<b>\$402,977</b>	<b>\$671,846</b>	<b>\$486,257</b>	<b>\$643,149</b>	<b>\$523,861</b>	-18.55%

*Georgia*

Para Wages	\$237,247	\$188,997	\$306,382	\$184,855	\$211,886	<b>\$148,667</b>	-29.84%
Insurances	\$0	\$23,023	\$0	\$18,546	\$73,783	<b>\$46,583</b>	-36.86%
Retirement	\$0	\$11,771	\$0	\$11,777	\$14,081	<b>\$10,407</b>	-26.09%
FICA	\$0	\$12,469	\$0	\$8,556	\$15,957	<b>\$11,373</b>	-28.73%
Course Reimbursement	\$0	\$619	\$0	\$262	\$1,862	<b>\$1,364</b>	-26.77%
<b>Regular Ed Paras at Georgia</b>	<b>\$237,247</b>	<b>\$236,879</b>	<b>\$306,382</b>	<b>\$223,996</b>	<b>\$317,569</b>	<b>\$218,394</b>	-31.23%

**Total General Education Paras**

	<b>\$797,206</b>	<b>\$703,503</b>	<b>\$1,061,195</b>	<b>\$776,170</b>	<b>\$1,039,458</b>	<b>\$827,143</b>	-20.43%
--	------------------	------------------	--------------------	------------------	--------------------	------------------	---------

## Other Initiatives

*Fairfax*

Nurse Substitutes	\$0	\$12,351	\$0	\$62	\$0	<b>\$0</b>	
Comp Ed / ELL	\$57,490	\$67,534	\$49,730	\$34,690	\$38,036	<b>\$19,333</b>	-49.17%
Clerical	\$0	\$0	\$0	\$0	\$0	<b>\$6,203</b>	
<b>Total Other Initiatives Fairfax</b>	<b>\$57,490</b>	<b>\$79,885</b>	<b>\$49,730</b>	<b>\$34,752</b>	<b>\$38,036</b>	<b>\$25,536</b>	-32.86%

*Fletcher (Pre-K teacher, mentor stipends)*

Pre-K Teacher	\$0	\$0	\$0	\$34,963	\$41,900	<b>\$67,533</b>	61.18%
Board Minutes	\$6,160	\$3,784	\$0	\$3,799	\$6,076	<b>\$5,000</b>	-17.71%
Mentor Stipends	\$0	\$229	\$0	\$332	\$2,576	<b>\$2,756</b>	7.00%
ELL	\$0	\$0	\$0	\$0	\$0	<b>\$19,333</b>	
<b>Total Other Initiatives Fletcher</b>	<b>\$6,160</b>	<b>\$4,013</b>	<b>\$0</b>	<b>\$39,094</b>	<b>\$50,552</b>	<b>\$94,623</b>	87.18%

*Georgia*

Comp Ed and ELL (1102 / 1151)	\$39,011	\$46,051	\$47,658	\$42,363	\$83,435	<b>\$53,722</b>	-35.61%
Nurse	\$0	\$0	\$0	\$0	\$0	<b>\$0</b>	
Custodial Services	\$0	\$7,221	\$0	\$14,378	\$0	<b>\$10,000</b>	
Board Minutes	\$0	\$2,593	\$0	\$2,355	\$4,000	<b>\$4,000</b>	0.00%
Mentor Stipends	\$0	\$2,961	\$0	\$637	\$2,000	<b>\$2,000</b>	0.00%
General Instruction Georgia	\$0	\$4,221	\$0	\$3,156	\$0	<b>\$0</b>	
<b>Total Other Initiatives Georgia</b>	<b>\$39,011</b>	<b>\$63,047</b>	<b>\$47,658</b>	<b>\$62,889</b>	<b>\$89,435</b>	<b>\$69,722</b>	-22.04%

*Total Other Initiatives*

	<b>\$102,661</b>	<b>\$146,945</b>	<b>\$97,388</b>	<b>\$136,735</b>	<b>\$178,023</b>	<b>\$183,678</b>	3.18%
--	------------------	------------------	-----------------	------------------	------------------	------------------	-------

Transportation (2711)	FY21 Budget	FY21 Actual	FY22 Budget	FY22 Actual	FY23 Budget	FY24 Budget	
<i><b>Fairfax</b></i>							
Transportation Wages	\$322,261	\$227,815	\$331,864	\$251,334	\$364,885	<b>\$382,713</b>	4.89%
Insurance Benefits	\$68,637	\$70,284	\$72,486	\$56,286	\$85,314	<b>\$88,118</b>	3.29%
Social Security	\$24,653	\$17,238	\$25,388	\$18,887	\$27,914	<b>\$29,278</b>	4.88%
Municipal Retirement	\$7,087	\$9,246	\$10,000	\$10,081	\$13,047	<b>\$13,765</b>	5.50%
Conference & Professional Deve	\$1,000	\$0	\$1,000	\$0	\$1,000	<b>\$1,000</b>	0.00%
Contracted Services	\$12,000	\$29,711	\$13,000	\$34,789	\$13,000	<b>\$25,000</b>	92.31%
Repairs & Maintenance	\$5,000	\$898	\$5,000	\$6,356	\$5,000	<b>\$6,500</b>	30.00%
Phone / Advertising/Travel	\$5,800	\$99	\$5,800	\$281	\$5,800	<b>\$5,800</b>	0.00%
Vehicle Insurance	\$5,000	\$3,505	\$5,500	\$4,000	\$5,500	<b>\$5,500</b>	0.00%
Water & Sewer	\$1,000	\$579	\$1,250	\$415	\$1,250	<b>\$1,250</b>	0.00%
Heating Fuel	\$4,500	\$3,910	\$4,500	\$4,951	\$4,500	<b>\$6,500</b>	44.44%
Uniforms	\$3,000	\$3,033	\$3,000	\$2,972	\$3,000	<b>\$3,000</b>	0.00%
Supplies	\$25,000	\$17,265	\$25,000	\$27,123	\$25,000	<b>\$28,000</b>	12.00%
Fuel for Vehicles	\$55,000	\$28,873	\$55,000	\$37,079	\$55,000	<b>\$55,000</b>	0.00%
Equipment	\$190,000	\$191,586	\$95,000	\$77,949	\$95,000	<b>\$95,000</b>	0.00%
Dues, Fees and Miscellaneous	\$1,750	\$71	\$1,750	\$697	\$1,750	<b>\$1,750</b>	0.00%
<b>Total Fairfax</b>	<b>\$731,688</b>	<b>\$604,113</b>	<b>\$655,538</b>	<b>\$533,200</b>	<b>\$706,960</b>	<b>\$748,173</b>	5.83%
<i><b>Fletcher</b></i>							
Contracted Services	\$182,000	\$166,100	\$188,000	\$188,000	\$194,392	<b>\$217,719</b>	12.00%
Diesel Fuel	\$26,000	\$6,285	\$26,000	\$20,376	\$26,000	<b>\$35,000</b>	34.62%
<b>Total Fletcher</b>	<b>\$208,000</b>	<b>\$172,385</b>	<b>\$214,000</b>	<b>\$208,376</b>	<b>\$220,392</b>	<b>\$252,719</b>	14.67%
<i><b>Georgia</b></i>							
Contracted Services	\$459,000	\$459,000	\$473,000	\$473,000	\$489,082	<b>\$547,772</b>	12.00%
Diesel Fuel	\$30,000	\$17,592	\$30,000	\$43,057	\$30,000	<b>\$50,000</b>	66.67%
<b>Total Georgia</b>	<b>\$489,000</b>	<b>\$476,592</b>	<b>\$503,000</b>	<b>\$516,057</b>	<b>\$519,082</b>	<b>\$597,772</b>	15.16%
<b>Total Transportation</b>	<b>\$1,428,688</b>	<b>\$1,253,090</b>	<b>\$1,372,538</b>	<b>\$1,257,633</b>	<b>\$1,446,434</b>	<b>\$1,598,664</b>	10.52%
<b>Total Budget</b>	<b>\$10,144,937</b>	<b>\$8,975,054</b>	<b>\$10,796,801</b>	<b>\$9,054,626</b>	<b>\$11,032,428</b>	<b>\$11,907,483</b>	7.93%



**Franklin West Supervisory Union**  
**FY24 Approved Budget**  
**Anticipated Revenues**  
**12/21/2022**

<b>General Fund</b>	<b>FY21 Budget</b>	<b>FY21 Actual</b>	<b>FY22 Budget</b>	<b>FY22 Actual</b>	<b>FY23 Budget</b>	<b>FY24 Budget</b>
Special Education Assessments	\$2,831,382	\$2,180,041	\$2,898,763	\$2,244,893	\$3,561,555	<b>\$3,566,753</b>
Interest	\$3,000	\$3,661	\$3,000	\$1,555	\$3,000	<b>\$3,000</b>
General Enrollment Based Assessment	\$1,563,823	\$1,564,183	\$1,688,544	\$1,679,094	\$1,657,000	<b>\$1,785,454</b>
Grant Administrative Fees	\$63,907	\$0	\$65,691	\$0	\$0	<b>\$0</b>
Other Initiative Assessments	\$102,661	\$145,431	\$40,281	\$131,645	\$177,193	<b>\$183,678</b>
General Education Para Assessments	\$776,547	\$726,630	\$963,144	\$821,387	\$978,540	<b>\$827,143</b>
Prior Year Revenue	\$0	\$11,506	\$0	\$38,164	\$0	<b>\$0</b>
Miscellaneous Income	\$500	\$1,876	\$500	\$26,361	\$500	<b>\$2,000</b>
Transportation Assessments	\$864,265	\$611,094	\$849,082	\$671,315	\$787,716	<b>\$963,150</b>
State Aid for Transportation	\$454,422	\$437,024	\$419,936	\$459,669	\$548,717	<b>\$515,514</b>
Special Education Block Grant	\$726,652	\$719,859	\$742,927	\$745,438	\$0	<b>\$0</b>
Special Education Intensive Reimbursement	\$1,937,834	\$1,743,686	\$2,228,781	\$2,019,988	\$0	<b>\$0</b>
Special Education Extraordinary Reimbursement	\$552,583	\$322,005	\$589,810	\$350,417	\$578,550	<b>\$594,338</b>
EEE Grant	\$150,000	\$164,296	\$150,000	\$167,628	\$150,000	<b>\$175,000</b>
Special Education State Placed Reimbursement	\$5,000	\$0	\$5,000	\$0	\$0	<b>\$0</b>
Special Education Census Block Grant	\$0	\$0	\$0	\$0	\$2,479,657	<b>\$3,171,454</b>
Vocational Transportation Revenue	\$110,000	\$227,583	\$103,520	\$126,902	\$110,000	<b>\$120,000</b>
<b>Total General Fund</b>	<b>\$10,142,576</b>	<b>\$8,858,873</b>	<b>\$10,748,979</b>	<b>\$9,484,455</b>	<b>\$11,032,428</b>	<b>\$11,907,483</b>