

Bloomfield Facts

Bloomfield is a town in Essex County, Vermont, United States. The population was 217 at the 2020 census, down from 221 at the 2010 census. It is part of the Berlin, NH-VT Micropolitan Statistical Area. On December 30, 1933, Bloomfield set a record low temperature for New England with -50°F (-46°C), a record tied along with Big Black River, Maine, on January 16, 2009.

Bloomfield is in northeastern Essex County, along the Connecticut River, which forms the state line with New Hampshire. The town is bordered to the southwest by Brunswick, to the northwest by Lewis, at its northernmost point by Averill, and to the northeast by Lemington, Vermont, while to the southeast, across the river, it is bordered by the towns of Columbia and Stratford, New Hampshire. The settlement of Bloomfield is in the southern corner of the town, at the mouth of the Nulhegan River in the Connecticut, and connected by bridge to the village of North Stratford, New Hampshire.

Vermont Route 102 follows the Connecticut River along the southeastern edge of the town, leading northeast 13 miles (21 km) to Colebrook, New Hampshire, and south 15 miles to Guildhall, Vermont, while Vermont route 105 leads west up the Nulhegan River 16 miles to Island Pond.

According to the United States Census Bureau, the town has a total area of 40.5 (105.0 km), square miles, of which 40.3 square miles (104.4 km) is land and 0.2 square miles (0.6 km²), or 0.59% is water. The highest point in the town is 2,470 feet (750 m) along the Northeast boundary.

In 1830, an act from the state General Assembly changed the name of the town from "Minehead" to "Bloomfield."

TOWN OF BLOOMFIELD INFORMATION PAGE

For Emergencies ~ police, fire, and ambulance: Dial 911

Town Clerk's Office Hours

Tuesdays and Thursdays 9:00 AM - 3:00 PM ~ or by appointment

Phone/Fax (802) 962-5191

Email/ townnofbloomfieldvt@gmail.com

Mailing Address: PO Box 336 North Stratford N.H. 03590

Physical Address: 27 Schoolhouse Rd, Bloomfield, VT

Selectmen Meetings

See full page.

Bloomfield Dumpster Day

Saturday May 27th and Saturday September 9th 8AM -12:00 PM ~ located at the town office parking lot. Hazardous waste will be picked up this year.

Bloomfield Garbage "B-Bag" Purchase Locations

Town office (Tues/Thurs)	27 Schoolhouse Rd, Bloomfield
Claudette & Dean's Place	Route 3 North Stratford, NH
DeBanville's General Store & Cafe	47 VT Route 105, Bloomfield

Bloomfield Trash & Recycling Pick Up

D4 Rubbish Removal from Groveton, NH has been contracted for removing trash & recycling. They pick up on Thursday mornings after 7 AM. If Thursday falls on a holiday they will pick up trash and recycling on the Wednesday before.

Office

Moderator

Town Clerk

Town Treasurer

Selectpersons

Listers

Auditors

Fire Warden

Health Officer

Water Commissioner

Delinquent Tax Collector

NEKWMD Supervisor

Officer

Larry Williams (2022)

Raymond Bowen Jr. (2023)

Sharon Belknap (2023)

Eric Brault (2023)

Samuel Boudle (2024)

Denault Routhier (2025)

Michael Belknap (2023)

Shawn Covill (2024)

Christopher McGuire (2025)

Bruce Prosper Jr. (2023)

Mary Boudle (2024)

Steven Bunnell (2025)

George Nugent

Raymond Bowen Jr.

Chester Smart

Sharon Belknap (2023)

Paulette Routhier

WARNING

TOWN OF BLOOMFIELD ANNUAL TOWN MEETING

March 7, 2023

The legal voters of the Town of Bloomfield are hereby warned and notified to meet at the Bloomfield town meeting hall (Old Schoolhouse) on Tuesday, March 7, 2023 at 6:45 O'clock in the evening to transact the following articles:

1. To choose a Moderator.
2. To choose a Town Clerk for a three year term. Elected by ballot.
3. To choose a Treasurer for a three year term.
4. To choose a Delinquent Tax Collector for a three year term.
5. To choose a Selectperson for a term of three years.
6. To choose a Lister for a term of three years.
7. To choose an Auditor for a term of three years.
8. To see if the town will instruct the Auditors of the town to employ services of an accountant from the Office of The Auditor of Account Section 1693-1697 of the state to conduct an audit of the accounts of the town.
9. Shall the town appropriate the sum of \$5,432 for the following contributions?
(This article may be discussed line by line)




Green up Vermont	\$50.00
NEK Council on Aging	\$300.00
NEK Human Services	\$442.00
NEK Learning Services	\$150.00
Northeastern Vermont Development Association	\$565.00
Orleans/Essex Visiting Nurse Association (VNA) & Hospice	\$750.00
Rural Community Transportation (RCT) Fund	\$650.00
Stratford Public Library	\$200.00
Upper Connecticut Valley Hospital	\$700.00
Umbrella	\$200.00
Vermont Association for the Blind and Visually Impaired	\$100.00
Vermont Center For Independent Living	\$75.00
American Red Cross	\$250.00
Essex County Natural Resources Conservation District	\$1000.00

10. To see what sum of money the town will vote for current and incidental expenses.
11. To see what sum of money the town will vote for highways and bridges.
12. To transact any other business that may come before the meeting.

Selectmen

Of

Bloomfield

TOWN OF BLOOMFIELD BUDGET 2023

EXPENSES - TOWN	2020	2021	2021	2022	2022	2023
SALARIES	SPENT	BUDGET	SPENT	BUDGET	SPENT	BUDGET
1. TOWN CLERK	9,843.20	10,300.00	9,849.82	10,300.00	8,683.64	10,300.00
TRAINING - NEW ASST CLERK		-	206.25	-	1,994.49	-
2. TREASURER (1% CURRENT TAX COLLECTED)	4,845.00	4,979.00	4,979.00	5,205.23	5,205.23	4,973.99
2A. TREASURER	4,000.00	4,000.00	4,000.00	4,000.00	4,000.00	5,000.00
3. SELECTMEN (3)	3,000.00	3,000.00	3,000.00	3,000.00	3,000.00	3,000.00
4. LISTERS (3)	4,000.00	4,000.00	4,000.00	4,000.00	4,000.00	4,000.00
5. AUDITORS (3)	300.00	300.00	300.00	300.00	300.00	300.00
6. FIRE WARDEN	100.00	100.00	100.00	100.00	100.00	100.00
7. NEKWMD SUPERVISOR	300.00	300.00	300.00	300.00	300.00	300.00
8. BALLOT CLERKS	871.32	317.25	274.17	1,017.00	1,016.55	355.86
9. DELINQUENT TAX COLLECTOR FEES	2,170.88	-	2,110.65	-	2,467.99	-
10. TOWN CLERK FEES	-	(1,617.00)	-	(2,214.00)	-	(2,322.00)
11. WATER COMMISSIONER (REIMB BY WATER DEPT)	1,615.00	-	1,096.51	-	3,620.81	-
12. WATER BOOKKEEPER (REIMB BY WATER DEPT)	300.00	-	322.95	-	538.25	-
TOWN SHARE OF WITHHOLDING	2,397.94	2,402.96	2,227.69	2,303.28	2,376.69	2,462.79
A TOTAL SALARIES	- 33,743.34	28,082.21	32,767.04	28,311.51	37,603.65	28,470.64
B ADMINISTRATIVE COSTS	1,524.00	1,000.00	248.66	1,000.00	98.49	1,000.00
WORKSHOP/MILEAGE/OFFICE WORK	-	-	-	-	-	-
WORKSHOP/MILEAGE/SUPPLIES - LISTERS	73.78	-	472.17	-	-	-
C CEMETERY CARE (MOWING, ETC)	2,100.00	2,100.00	2,100.00	2,100.00	2,100.00	2,100.00
D COLEBROOK DISPATCH (NORTHERN BORDERS or NBD)	5,715.03	5,595.26	5,595.26	5,550.42	5,550.42	6,583.22
E CONTINGENCY/REQUIRED SERVICES	2,170.42	2,000.00	1,696.01	2,000.00	2,381.32	2,400.00
MOWING TOWN OFFICE	1,700.00	1,700.00	1,900.00	1,900.00	1,700.00	1,700.00
F CONTRIBUTIONS	4,768.00	4,517.00	4,366.00	4,517.00	4,517.00	5,432.00
G COUNTY TAX	8,429.70	8,908.84	8,995.89	8,900.00	8,873.44	9,900.00
H EMERGENCY MEDICAL SERVICES	3,315.00	4,420.00	4,420.00	5,525.00	5,525.00	6,225.00
I FIRE PROTECTION ANNUAL RETAINER FEE	2,000.00	2,000.00	2,000.00	2,000.00	2,000.00	2,000.00
FIRE PROTECTION LIABILITY	1,346.00	2,000.00	673.80	2,000.00	1,174.30	2,000.00
J INSURANCE	1,510.00	1,500.00	499.75	1,600.00	1,775.00	2,003.00
K LEGAL EXPENSES	-	3,000.00	-	3,000.00	-	3,000.00
L MISCELLANEOUS EXPENSES/FEES	2,154.88	2,000.00	1,609.02	2,000.00	1,989.48	2,000.00
M OIL FOR TOWN BUILDING	1,818.59	2,500.00	2,416.08	2,750.00	3,812.44	4,500.00
N PLANNING - (PROPERTY MAPS)	600.00	700.00	700.00	800.00	800.00	875.00
O PRINTING SERVICES - ANNUAL TOWN REPORT	260.00	260.00	259.66	260.00	310.97	267.00
P REAPPRAISAL FUND	4,000.00	4,000.00	4,000.00	4,000.00	4,000.00	4,000.00
Q UTILITIES (ELECTRIC/PHONE)	3,235.02	3,375.00	3,432.26	3,600.00	3,698.85	3,900.00
R VERMONT LEAGUES OF CITIES & TOWNS- DUES	1,336.00	1,336.00	1,336.00	1,346.00	1,346.00	1,381.00
W WASTE MANAGEMENT	20,207.36	21,000.00	23,041.19	23,500.00	20,879.80	22,000.00
T WATER FOR TOWN HALL	425.00	425.00	425.00	425.00	425.00	425.00
WATER DEPT TO THE TOWN	(2061.50)		(1096.51)		(4482.01)	
PAID PENALTIES COLLECTED	(2089.64)		(2142.94)		(2304.59)	
TOTAL EXPENSES - TOWN	- 98,280.98	102,419.31	99,714.34	107,084.93	103,774.56	112,161.86

LESS REVENUE - TOWN

RAILROAD TAX		1,327.18		1,327.18		1,990.77
LAND USE (CURRENT USE)		30,255.00		31,097.00		31,729.00
FEDERAL LAND PILOT MONEY		2,040.00		1,917.00		1,901.00
VT PILOT		788.00		1,148.80		1,318.81
TOTAL REVENUE - TOWN		34,410.18		35,489.98		36,939.58

TOTAL EXPENSES TO BE COLLECTED FROM TAXES		68,009.13		71,594.95		75,222.28
---	--	-----------	--	-----------	--	-----------

EXPENSES - ROADS	2020	2021	2021	2022	2022	2023
	SPENT	BUDGET	SPENT	BUDGET	SPENT	BUDGET
A GENERAL MAINTENANCE	56,279.50	30,000.00	50,922.00	40,000.00	74,973.50	40,000.00
VT DEC MUNICIPAL ROADS GENERAL PERMIT	500.00	-	740.00	740.00	500.00	640.00
BETTER BACK ROADS GRANT(S)	(24,319.20)		(20,000.00)		(20,000.00)	
HIGHWAY SUPPLIMENT	(3,505.83)		(751.18)		(751.18)	
GRANTS IN AID	-	-	-	-	(10,500.00) *	-
B WINTER MAINTENANCE	38,400.00	38,400.00	38,400.00	38,400.00	38,400.00	38,400.00
WINTER SALT - STATE OF VERMONT	-	1,300.00	-	1,300.00	-	1,300.00
TOTAL EXPENSES - HIGHWAY/ROADS	67,354.47	69,700.00	69,310.82	80,440.00	82,622.32	80,340.00
STATE AID FOR TRANSPORTATION		(13,518.50)		(13,574.94)		(13,757.81)
AMOUNT TO BE COLLECTED FROM TAXES		56,181.50		66,865.06	* outstanding	66,582.19

TREASURER'S REPORT
JANUARY 1 TO DECEMBER 31, 2022

12/31/2021

BALANCE IN TOWN CHECKING	\$ 343,927.59	
BALANCE IN TOWN SAVINGS	\$ 59,928.13	
BALANCE IN TOWN CEMETERY ACCT		\$ 403,855.72
	\$ 15,370.62	
		\$ 15,370.62

\$ 419,226.34

CASH RECEIPTS

ARPA FUNDS	\$ 35,372.31	
BLOOMFIELD WATER DEPARTMENT - PAYROLL LIABILITIES	\$ 4,482.01	
CEMETERY ACCT INTEREST	\$ 7.68	
CHECKING ACCT INTEREST	\$ 38.14	
COPIES	\$ 535.30	
DOG LICENSE	\$ 104.00	
DONATION	\$ 0.05	
FEDERAL LAND PILOT MONEY	\$ 1,901.00	
GARBAGE BAGS	\$ 5,293.00	
HIGHWAY/ROADS - BETTER BACK ROADS GRANT	\$ 20,000.00	
HIGHWAY/ROADS - STATE AID FOR TRANSPORTATION (CLASS 3)	\$ 13,757.81	
HIGHWAY/ROADS STATE SUPPLIMENT	\$ 751.18	
INTEREST COLLECTED ON DELINQUENT PROPERTY TAXES	\$ 2,182.47	
LIQUOR LICENSE	\$ 185.00	
LISTER EDUCATION FUND	\$ 282.00	
PROPERTY TAX PENALTIES COLLECTED	\$ 2,304.59	
RAILROAD TAX	\$ 1,990.77	
RESTORATION & PRESERVATION RESERVE FUND (DIGITIZING RECORDS)	\$ 808.00	
SAVINGS ACCT. INTEREST	\$ 5.99	
SIGNS	\$ 104.41	
ST OF VT FOR REAPPRAISAL & GRANT	\$ 2,397.00	
ST OF VT LAND USE (Current Use)	\$ 31,729.00	
ST OF VT PILOT	\$ 1,318.81	
TOWN FEES COLLECTED	\$ 2,322.00	
WEIGHT PERMITS	\$ 70.00	
		<u>\$ 127,942.52</u>

PROPERTY TAXES COLLECTED

2020	\$ 3,101.36	
2021	\$ 10,262.96	
2022	\$ 509,406.45	
2022 MUNICIPAL PORTION FROM ST OF VT	\$ 901.00	
2023 PREPAY	\$ 96.45	
OVERPAYMENT OF TAXES 2021 & 2022	\$ 61.66	
		<u>\$ 523,829.88</u>

\$ 1,070,998.74

CASH DISBURSEMENTS

SELECTMEN'S ORDERS	\$ 106,240.98	
CEMETERY ORDERS	\$ -	
HIGHWAY / ROAD ORDERS	\$ 113,873.50	
SCHOOL TAX	\$ 394,818.02	
		<u>\$ 614,932.50</u>

12/31/2022

CHECKBOOK BALANCE	\$ 380,753.82	
BLOOMFIELD CEMETERY FUND	\$ 15,378.30	
SAVINGS	\$ 59,934.12	
		<u>\$ 456,066.24</u>

\$ 1,070,998.74

PROPERTY TAX PENALTIES

COLLECTED 2022	\$ 2,304.59
OWED 2021	\$ 213.46
TOTAL PENALTIES DUE	\$ 2,518.05
PAID 2022	\$ (2,467.99)
BALANCE OWED 2022	\$ 50.06

Pd Feb 2023

DELINQUENT PROPERTY TAXES AS OF 12/31/22

2021

* MARSHALL, ROBERT/PENNY (ESTATE)
* RAYMOND, DAVID
* SCOTT, DEAN SR ESTATE C/O BJ PROSPER
SLEZSAK, THOMAS

\$ 3,041.63

2022

BEMIS JAMES
* BROCKNEY KEVIN TRUSTEE
BROWN, TAMMY STONE BRIAN
COUTURE ROGER
COVILL SHAWN WENDY
* FINKS HARRIET
MAPLETREE REALTY TRUST
MARSHALL ROBERT/PENNY ESTATE
* MISIASZEK MONTANA ESTATE
PERRAS JOHN
* POST LOIS ESTATE
* POWELL ARTHUR
RAYMOND DAVID
SCOSKIE JOHN
SCOTT DEAN SR ESTATE
SLEZSAK THOMAS
* WALLING BERNARD

\$ 21,235.77

* partially paid as of 12/31/22

\$ 24,277.40

SELECTMEN'S ORDERS - TOWN
BLOOMFIELD BOARD OF SELECTMEN
JANUARY 1 - DECEMBER 31, 2022

ORD#	AUTO	CHK DATE	PERSON / FIRM	MEMO	NET CHECK
1	AUTO	1/6/2022	Consolidated Communications	12/12/21 bill	88.21
2	AUTO	1/10/2022	Amazon.com	W2 & 1099 Forms	41.98
3	5886	1/21/2022	Vermont Department of Taxes	WHT10067771	54.00
4	5887	1/21/2022	United States Treasury	02-0461759	1,883.56
5	5888	1/21/2022	C N Brown	148.1 gals oil	456.00
6	5889	1/21/2022	CAI Technologies	Invoice 13563	200.00
7	5890	1/21/2022	D4 Rubbish Removal	Invoice 1292 Dec 2021	1,677.88
8	5891	1/21/2022	NEKWMD	Invoice 19431	123.70
9	5892	1/21/2022	Vermont State Treasurer	Animal License Return	75.00
10	5893	1/28/2022	Chester Smart	Water Commissioner Wages	86.34
11	5894	1/28/2022	Raymond E Bowen, Jr.	Town Clerk Wages	831.48
12	5896	1/28/2022	Vickie J Lucius	Assistant Town Clerk Wages	69.35
13	5895	1/28/2022	Sharon Belknap	Delinquent Tax Penalties Collected	197.13
14	AUTO	1/27/2022	VT Electric Cooperative, Inc.	1/13/22 bill	205.07
15	AUTO	2/6/2022	Consolidated Communications	1/12/22 bill	87.65
16	AUTO	1/18/2022	Amazon.com	Night Watchman - temp monitor	26.07
17	5897	1/28/2022	Tardiff Heating & Mechanical	Emergency Repair Water Pipe in Office	159.98
18	AUTO	2/15/2022	USPO	mailing 82 town reports`	160.72
19	5898	2/23/2022	Chester Smart	Water Commissioner	83.12
20	5899	2/23/2022	Raymond E Bowen, Jr.	Town Clerk Wages	634.47
21	5900	2/23/2022	Sharon Belknap	Town Treasurer Salary	923.50
22	5902	2/23/2022	Bruce T Prosper	Auditor	92.35
23	5903	2/23/2022	Mary J Boudle	Auditor	92.35
24	5905	2/23/2022	Steven A Bunnell	Auditor	92.35
25	5901	2/23/2022	Vickie J Lucius	Assistant Town Clerk Wages	106.90
26	5904	2/23/2022	Sharon Belknap	2021 1% Current Taxes Collected	4,807.03
27	5906	2/23/2022	Taylor-Moore Agency	Invoice 2872	100.00
28	5907	2/23/2022	C N Brown	181.1 gal oil 1/26/22	611.94
29	5908	2/23/2022	D4 Rubbish Removal	Invoice 1302 Jan 2022	1,346.38
30	5909	2/23/2022	NEKWMD	Invoice 19532	85.71
31	AUTO	2/28/2022	VT Electric Cooperative, Inc.	2/13/22 bill	223.05
32	AUTO	3/9/2022	Consolidated Communications	2/12/22 bill	87.42
33	5911	3/23/2022	Chester Smart	Water Commissioner	147.76
34	5915	3/23/2022	Raymond E Bowen, Jr.	Town Clerk Wages	139.80

SELECTMEN'S ORDERS - TOWN
BLOOMFIELD BOARD OF SELECTMEN
JANUARY 1 - DECEMBER 31, 2022

ORD#	AUTO	CHK DATE	PERSON / FIRM	MEMO	NET CHECK
35	5916	3/23/2022	Vickie J Lucius	Assistant Town Clerk Wages	576.03
36	5918	3/25/2022	VLCT PACIF	REN220050-Q2 Insurance Invoice	399.75
37	5919	3/25/2022	Impact Fire	Invoice 11757142 Annual Inspection	273.50
38	5920	3/25/2022	C N Brown	140.4 gals oil	523.55
39	5921	3/25/2022	Bloomfield Water System	Annual water rent 2022	425.00
40	5922	3/25/2022	D4 Rubbish Removal	Invoice 1312 Feb 2022	1,340.76
41	AUTO	3/28/2022	Vermont Electric Cooperative, Inc	3/13/22 bill	210.49
42	AUTO	4/6/2022	Consolidated Communications	Phone/Internet 3/12/22 bill	87.42
43	5913	3/23/2022	Mary J Boudle	Ballot Clerk	104.31
44	5914	3/23/2022	Paulette Routhier	Ballot Clerk	104.31
45	5912	3/23/2022	Lorraine Washburn	Ballot Clerk	104.31
46	5923	4/13/2022	NEKWMD	February 2022	83.46
47	5924	4/22/2022	Chester Smart	Water Commissioner	129.29
48	5925	4/22/2022	Raymond E Bowen, Jr.	Town Clerk Wages	648.55
49	5944	6/24/2022	KOFILE, INC	INV-KT-006788 Land Records Book #33	761.75
50	5926	4/22/2022	C N Brown	161.4 gal oil	819.74
51	5927	4/22/2022	Colebrook Fire Dept	Lift Assist 22-25, MVA report 22-27	828.50
52	5928	4/22/2022	R.C. Brayshaw & Company, Inc.	L102293	310.97
53	5929	4/22/2022	D4 Rubbish Removal	Invoice 1326 Mar 2022	1,693.72
54A	5930	4/22/2022	NEKWMD	Invoice 19736	103.95
54B	5931	4/22/2022	Vermont Department of Taxes	WHT10067771	52.00
55	5932	4/22/2022	United States Treasury	02-0461759	1,706.56
56	5933	4/22/2022	NEK Choice School District	APR 2022 Final Payment on Prelim Cash Flows	13,701.75
57	AUTO	4/27/2022	Vermont Electric Cooperative, Inc	4/13/22 bill	207.82
58	AUTO	5/7/2022	Consolidated Communications	4/12/22 bill	87.22
59	AUTO	4/25/2022	INTUIT PAYROLL	Annual Payroll Software	650.00
60	5934	5/18/2022	Chester Smart	Water Commissioner	124.67
61	5935	5/18/2022	Raymond E Bowen, Jr.	Town Clerk Wages	648.55
62	5936	5/18/2022	Sharon Belknap	Town Treasurer Salary	923.50
63	5937	5/18/2022	Shawn R Covill	Lister Salary - NEMRC operator	923.50
64	5938	5/18/2022	ST of VT Treasurer's Office	FY2022 State Education	1,116.27
65	AUTO	5/16/2022	INTUIT.COM	QuickBooks software upgrade required	549.99
66	5939	5/18/2022	D4 Rubbish Removal	April 2022	1,370.52
67	5945	6/24/2022	NEKWMD	Invoice 19893	88.96

SELECTMEN'S ORDERS - TOWN
BLOOMFIELD BOARD OF SELECTMEN
JANUARY 1 - DECEMBER 31, 2022

ORD#	AUTO	CHK DATE	PERSON / FIRM	MEMO	NET CHECK
68	AUTO	5/27/2022	Vermont Electric Cooperative, Inc	5/13/22 bill	202.15
69	AUTO	6/6/2022	Consolidated Communications	May 12 2022 bill	103.46
70	AUTO	5/19/2022	Amazon.com	Blank Check Stock	31.09
71	5957	6/28/2022	Chester Smart	Water Commissioner	353.18
72	5958	6/28/2022	Raymond E Bowen, Jr.	Town Clerk Wages	979.25
73	5959	6/28/2022	Sharon Belknap	Delinquent Tax Penalties Collected	778.68
74	5949	6/28/2022	Covills Lawn & Home Care	Mowing Contract	950.00
75	5950	6/28/2022	NEKWMD	Inv 19896	96.46
76	5951	6/28/2022	D4 Rubbish Removal	Invoice 1346	2,289.95
77	5952	6/28/2022	Town of Colebrook	Invoice 2022-6	2,775.21
78	5953	6/28/2022	Essex County Treasurer	County Tax Payment #1	4,436.72
79	5954	6/28/2022	VLCT	Invoice RGD2023-0020 Dues	1,346.00
80	5955	6/28/2022	VLCT PACIF	Invoice REN220050-Q3 Insurance	399.75
81	5956	6/28/2022	CAI Technologies	Invoice 14111	200.00
82	AUTO	6/27/2022	Vermont Electric Cooperative, Inc	6/13/22 bill	203.93
83	AUTO	7/7/2022	Consolidated Communications	6/12/22 bill	125.46
84	5960	7/18/2022	Vermont Department of Taxes	WHT10067771	67.00
85	5964	7/29/2022	United States Treasury	02-0461759	1,110.38
86	AUTO	7/27/2022	VT Electric Cooperative, Inc.	7/13/22 bills	201.09
87	5966	7/29/2022	VT Offender Work Program - Sign/Steel	Invoices SS6560 & SS6571	104.41
88	5967	7/29/2022	D4 Rubbish Removal	June 2022	1,748.66
89	5980	8/26/2022	NEKWMD	Invoice 20300 June 2022	124.45
90	5968	7/29/2022	Covills Lawn & Home Care	July 2022	950.00
91	5961	7/29/2022	Chester Smart	Water Commissioner	110.82
92	5962	7/29/2022	Raymond E Bowen, Jr.	Town Clerk Wages	648.54
93	5963	7/29/2022	Sharon Belknap	Delinquent Tax Penalties Collected	73.42
94	AUTO	8/6/2022	Consolidated Communications	7/12/22 bill	117.97
95	5965	7/29/2022	N E M R C	Marshall Swift Residential Tables	89.79
96	AUTO	7/29/2022	U.S. Postal Service	500 Preaddressed Stamped Envelopes	369.20
97	5969	8/26/2022	Chester Smart	Water Commissioner	156.99
98	5973	8/26/2022	Raymond E Bowen, Jr.	Town Clerk Wages	564.13
99	5974	8/26/2022	Vickie J Lucius	Assistant Town Clerk Wages	177.19
100	5975	8/26/2022	Sharon Belknap	Town Treasurer Salary	923.50
101	5971	8/26/2022	Mary J Boudle	Ballot Clerk	104.30

SELECTMEN'S ORDERS - TOWN
BLOOMFIELD BOARD OF SELECTMEN
JANUARY 1 - DECEMBER 31, 2022

ORD#	AUTO	CHK DATE	PERSON / FIRM	MEMO	NET CHECK
102	5972	8/26/2022	Paulette Routhier	Ballot Clerk	104.30
103	5970	8/26/2022	Lorraine Washburn	Ballot Clerk	104.30
104	5976	8/26/2022	Covills Lawn & Home Care	August 2022 mowing	950.00
105	5977	8/26/2022	I D S - Identification Source	Invoice 23-039 Animal Tags	77.03
106	5978	8/26/2022	N E M R C	Annual support agreement	366.99
107	5979	8/26/2022	Town of Brunswick	Property Tax	8.49
108	5981	8/26/2022	D4 Rubbish Removal	Invoice 1372	1,379.23
109	5982	8/26/2022	NEKWMD	Invoice 20303 July 2022	92.21
110	AUTO	8/29/2022	Vermont Electric Cooperative, Inc	8/13/22 bill	188.99
111	AUTO	9/6/2022	Consolidated Communications	8/12/22 bill	118.49
112	5983	8/26/2022	C N Brown	8/19/22 delivery 177.5 gal oil	857.15
113	5984	9/23/2022	Chester Smart	Water Commissioner	392.67
114	5985	9/23/2022	Raymond E Bowen, Jr.	Town Clerk Wages	550.05
115	5986	9/23/2022	Vickie J Lucius	Assistant Town Clerk Wages	106.33
116	5987	9/23/2022	Covills Lawn & Home Care	Mowing Contract	950.00
117	5988	9/23/2022	CAI Technologies	Invoice 14724	200.00
118	5989	9/23/2022	NEKWMD	Invoice 20312 August 2022	96.21
119	5990	9/23/2022	V L C T Property & Casualty	Invoice REN220050-Q4	399.75
120	5991	9/23/2022	NEKWMD	Invoice 19973 Per Capita Assessment	182.28
121	5992	9/23/2022	D4 Rubbish Removal	Invoice 1381 Aug 2022	1,389.95
122	5993	9/23/2022	W.B. Mason Co., Inc	Invoice 232112226 Service Contract	325.00
123	5994	9/23/2022	U.S. Postal Service	BOX #336 Annual Fee	90.00
124	5995	9/23/2022	Colebrook Fire Dept	Ref# 22-79	345.80
125	AUTO	9/27/2022	VT Electric Cooperative, Inc.	9/13/22 billing	202.87
126	AUTO	10/7/2022	Consolidated Communications	9/12/22 bill	118.49
127	6001	10/19/2022	Raymond E Bowen, Jr.	Town Clerk Wages	666.13
128	6000	10/19/2022	Chester Smart	Water Commissioner	384.78
129	6003	10/19/2022	Vermont Department of Taxes	WHT10067771	49.00
130	6002	10/19/2022	Vickie J Lucius	Assistant Town Clerk Wages	70.88
131	6004	10/19/2022	United States Treasury	02-0461759	857.86
132	6005	10/19/2022	NEK Choice School District	October Payment	200,000.00
133	6006	10/19/2022	VT Offender Work Program - Sign/Steel	Invoice SS6767 Warren	7.85
134	6007	10/19/2022	Tardiff Heating & Mechanical	Invoice 7582 Annual Service	265.00
135	6008	10/19/2022	D4 Rubbish Removal	Invoice 1397	2,638.61

SELECTMEN'S ORDERS - TOWN
BLOOMFIELD BOARD OF SELECTMEN
JANUARY 1 - DECEMBER 31, 2022

ORD#	AUTO	CHK DATE	PERSON / FIRM	MEMO	NET CHECK
136	6009	10/19/2022	NEKWMD	Invoice 20435 Sept Surcharge	120.70
137	6010	10/19/2022	Essex County Treasurer	County Tax Payment #2	4,436.72
138	6011	10/19/2022	CAI Technologies	Invoice 15299	200.00
139	6012	10/19/2022	W.B. Mason Co., Inc	Invoice 232946877	18.48
140	AUTO	10/27/2022	VT Electric Cooperative, Inc.	10/13/22 bill	197.03
141	AUTO	11/7/2022	Consolidated Communications	Oct 12, 2022 bill	117.90
142	6016	11/16/2022	Chester Smart	Water Commissioner	890.37
143	6020	11/16/2022	Raymond E Bowen, Jr.	Town Clerk Wages	620.41
144	6021	11/16/2022	Vickie J Lucius	Assistant Town Clerk Wages	268.64
145	6028	11/16/2022	Sharon Belknap	Town Treasurer Salary	923.50
146	6022	11/16/2022	Christopher J McGuire	Lister Salary	923.50
147	6026	11/16/2022	Michael Belknap	Lister Salary	923.50
148	6029	11/16/2022	Shawn R Covill	Lister Salary	923.50
149	6023	11/16/2022	Denault N Routhier	Selectman Salary	923.50
150	6024	11/16/2022	Eric Brault	Selectman Salary	923.50
151	6027	11/16/2022	Samuel J Boudle	Selectman Salary	923.50
152	6025	11/16/2022	George Nugent	Fire Warden	92.35
153	6030	11/16/2022	Paulette Routhier	NEKWMD Supervisor Salary	276.07
154	6031	11/16/2022	Sharon Belknap	Bookkeeper Water Department Salary	461.75
155	6018	11/16/2022	Mary J Boudle	Ballot Clerk	104.32
156	6019	11/16/2022	Paulette Routhier	Ballot Clerk	104.32
157	6017	11/16/2022	Lorraine Washburn	Ballot Clerk	104.32
158	6032	11/23/2022	Town of Colebrook	2022-6 Pymt #2	2,775.21
159	6033	11/23/2022	D4 Rubbish Removal	Invoice 1409	1,369.18
160	6034	11/23/2022	NEKWMD	Invoice# 20568 October 2022	88.46
161	6035	11/23/2022	NEK Choice School District	Nov 2022 pymt	100,000.00
162	6036	11/23/2022	Green Up Vermont	Contribution 2022	50.00
163	6037	11/23/2022	NEK Council on Aging	Contribution 2022	300.00
164	6038	11/23/2022	NEK Human Services Inc	Contribution 2022	442.00
165	6039	11/23/2022	NEK Learning Services, Inc.	Contribution 2022	100.00
166	6040	11/23/2022	NVDA	Contribution 2022	500.00
167	6041	11/23/2022	Orleans Essex VNA & Hospice	Contribution 2022	750.00
168	6042	11/23/2022	Rural Community Transportation, Inc.	Contribution 2022	650.00
169	6043	11/23/2022	Stratford Public Library	Contribution 2022	200.00

SELECTMEN'S ORDERS - TOWN
BLOOMFIELD BOARD OF SELECTMEN
JANUARY 1 - DECEMBER 31, 2022


ORD#	AUTO	CHK DATE	PERSON / FIRM	MEMO	NET CHECK
170	6044	11/23/2022	Upper Connecticut Valley Hospital	Contribution 2022	700.00
171	6045	11/23/2022	UMBRELLA	Contribution 2022	200.00
172	6046	11/23/2022	VT Assoc for Blind & Visually Impaired	Contribution 2022	100.00
173	6047	11/23/2022	VT Center for Independent Living	Contribution 2022	75.00
174	6048	11/23/2022	American Red Cross	Contribution 2022	250.00
175	6049	11/23/2022	ECNRCD	Contribution 2022	200.00
176	AUTO	11/28/2022	VT Electric Cooperative, Inc.	11/12/22 bill	205.52
177	AUTO	12/7/2022	Consolidated Communications	Nov 12 2022 bill	117.67
178	AUTO	11/23/2022	USPO	Mailing delinquent tax notices	13.50
179	6055	12/21/2022	W.B. Mason Co., Inc	Envelopes/manila file folders	130.73
180	AUTO	12/6/2022	USPO	roll of 100 forever stamps	60.00
181	6050	12/21/2022	Chester Smart	Water Commissioner	115.44
182	6051	12/21/2022	Raymond E Bowen, Jr.	Town Clerk Wages	296.77
183	6052	12/21/2022	Vickie J Lucius	Assistant Town Clerk Wages	446.24
184	6053	12/21/2022	Sharon Belknap	Delinquent Tax Penalties Collected	1,229.96
185	6056	* 12/21/2022	Colebrook Fire Dept	Annual retainer	2,000.00 *
186	6057	12/21/2022	C N Brown	99.3 gals oil	544.06
187	6058	12/21/2022	D4 Rubbish Removal	Inv 1420 November 2022	1,348.41
188	NOT-PAID		NEKWMD	November Surcharge	-
189	6059	12/21/2022	VLCT PACIF	INV REN230050-Q1 Insurance	475.75
190	6060	12/21/2022	NEK Choice School District	December payment	80,000.00
191	6061	12/21/2022	Groveton Ambulance Corps	Contract 2022	5,525.00
192	AUTO	12/27/2022	Vermont Electric Cooperative, Inc	12/12/22 bill	193.48
					<u>501,059.00</u>
AUTO - DEBIT FROM CHECKING ACCOUNT					
* OUTSTANDING ORDERS 2022				Less NEK Choice School District	(393,701.75)
				<u>Less State of Vermont - Education tax payment</u>	<u>(1,116.27)</u>
				Total for the Town of Bloomfield	106,240.98

SELECTMEN'S ORDERS - HIGHWAY / ROADS
BLOOMFIELD BOARD OF SELECTMEN
JANUARY 1 - DECEMBER 31, 2022

ORD#	CHK #	CHK DATE	PERSON / FIRM	Account	NET AMT
R1	5885	01/21/2022	Michael Belknap	Winter Maintenance pymt #4	6,400.00
R2	5910	02/23/2022	Michael Belknap	Winter Maintenance pymt #5	6,400.00
R3	5917	03/25/2022	Michael Belknap	Winter Maintenance pymt #6	6,400.00
R4	5940	05/18/2022	State of Vermont WMD	MRGP Permit# 8279-9040.A Fee	500.00
R5	5941	05/18/2022	Michael Belknap	246857 Sweep aprons / cut blowdowns	515.00
R6	5942	05/18/2022	Michael Belknap	Resurface Graham Rd/Spencer Hill	15,300.00
R7	5943	05/18/2022	Michael Belknap	Apply calcium chloride on roads	450.00
R8	5946	06/28/2022	Colebrook Feeds Farm & Garden Supply	Invoice 21524 Calcium Chloride	573.50
R9	5947	06/28/2022	Michael Belknap	Grading roads/new gravel	4,140.00
R10	5948	06/28/2022	Michael Belknap	Road Maint- Marshall Rd - fill holes	124.00
R11	5996	09/23/2022	Michael Belknap	General Maintenance - Gravel all roads	9,869.00
R12	5997	09/23/2022	Michael Belknap	GA0263 Grants in Aid Project	13,392.00
R13	5998	09/23/2022	Michael Belknap	BR0949 Better Back Roads Project	27,185.00
R14	5999	09/23/2022	Brooks Agway Service	Rye seed	50.00
R15	6013	10/19/2022	Michael Belknap	Winter Maintenance pymt #1	6,400.00
R16	6014	11/16/2022	Michael Belknap	Winter Maintenance pymt #2	6,400.00
R17	6015	11/16/2022	David White	Inv 1098 Roadside Mowing	3,375.00
R18	6054	12/21/2022	Michael Belknap	Winter Maintenance pymt #3	6,400.00

* OUTSTANDING ORDERS 2022

	113,873.50
Less Better Back Roads Grant	(20,000.00)
Less Highway Supplement	(751.18)
Less Grants in Aid Grant	(11,500.00)
	<u>81,622.32</u>



Better Back Roads BR0949 - Fuller Road Project

CEMETERY TRUST FUNDS

	END BAL 12/31/21	INTEREST	IN / (OUT)	END BAL 12/31/22
PASSUMPSIC SAVINGS BANK ST. JOHNSBURY, VT ALMA HARVEY & MARY BOWKER	\$ 262.25	\$ 0.24		\$ 262.49
BANGOR BANK COLEBROOK, NH WILLIAM B & CORDELIA SPENCER	\$ 479.67	\$ 0.25		\$ 479.92
BANGOR BANK COLEBROOK, NH GERALD BRAINARD	\$ 238.29	\$ 0.12		\$ 238.41
BANGOR BANK COLEBROOK, NH NORMA & WALLACE SANBORN	\$ 474.42	\$ 0.23		\$ 474.65
BANGOR BANK COLEBROOK, NH HEAMON A AND BESSIE M NASON	\$ 466.18	\$ 0.23		\$ 466.41
BANGOR BANK COLEBROOK, NH IN MYRON C AND ALFRED M FULLER	\$ 304.68	\$ 0.15		\$ 304.83
BANGOR BANK COLEBROOK, NH LUCY BARTLETT	\$ 422.45	\$ 0.21		\$ 422.66

BLOOMFIELD CEMETERY FUND

BANGOR BANK TOWN OF BLOOMFIELD CEMETERY ACCOUNT ALLOCATION FROM TOWN PAID FOR CEMETERY CARE	\$ 5,964.61	\$ 7.68	\$ 2,100.00 \$ (2,100.00)	\$ 5,972.29
INS BAL FROM DEC 2012 PAYMENT	\$ 9,406.01			9,406.01
CEMETERY ACCOUNT BALANCE	<u>\$ 15,370.62</u>	<u>\$ 7.68</u>	<u>\$ -</u>	<u>\$ 15,378.30</u>

2022 APPROPRIATIONS

APPROVED BUDGET MARCH 1, 2022*	TAX RATE	2022 GRAND LIST VALUE	TAX \$ TO COLLECT
TOWN GENERAL FUND 71,594.95 *	0.2293	312,258.9	71,600.97
HIGHWAY 66,865.06 *	0.2141	312,258.9	66,854.63
LOCAL AGREEMENT (VET EXEMPTION OVER \$10M)	0.0041	312,258.9	1,280.26
NON-RESIDENTIAL ED	1.3834	210,399.9	291,067.25
HOMESTEAD ED	1.4090	101,859.0	143,519.34
LATE HOMESTEAD PENALTY			-
TOTAL TO BE COLLECTED FROM TAXES			574,322.45

COMPARATIVE BALANCE SHEET

	12/31/20	12/31/21	12/31/22
CHECKBOOK BALANCE	282,330.53	343,927.59 *	380,753.82 **
DELINQUENT TAXES	20,510.93	16,405.95	24,277.40
SAVINGS ACCOUNT BALANCE	59,922.14	59,928.13	59,934.12
	<u>362,763.60</u>	<u>420,261.67</u>	<u>464,965.34</u>

* Includes ARPA State/Local/County funding \$35,355.75

**Includes ARPA State/Local/County funding \$35,372.31

OLD TOWN HALL
SHARON BELKNAP, TREASURER
JANUARY 1, 2022 - DECEMBER 31, 2022

STATEMENT OF CASH RECEIPTS AND DISBURSEMENTS

CASH RECEIPTS

12/31/21	BALANCE IN CHECKBOOK	1689.73
	INTEREST	0.12
	TOTAL	1689.85

CASH DISBURSEMENTS

12/31/22	BALANCE IN CHECKBOOK	1689.85
	TOTAL	1689.85

WATER DEPARTMENT
SHARON BELKNAP, TREASURER
JANUARY 1, 2022 TO DECEMBER 31, 2022

STATEMENT OF CASH RECEIPTS AND DISBURSEMENTS

CASH RECEIPTS

12/31/21	CHECKING BALANCE	\$ 18,932.77	
	SAVINGS BALANCE	\$ 412.89	
			\$ 19,345.66
	WATER RENT 2021	\$ 212.25	
	WATER RENT 2022	\$ 7,886.25	
	RETURNED CHECK BANK FEE	\$ 12.00	
	WATER RENT INVOICE - LATE PAYMENT FEE	\$ 315.00	
			\$ 8,425.50
	INTEREST INCOME 2022 CHECKING/SAVINGS	\$ 9.30	
			\$ 9.30
	TOTAL RECEIPTS	\$ 27,780.46	\$ 27,780.46

CASH DISBURSEMENTS

	LOAN PAYMENT TO M&T BANK	\$ 873.64	
	MEMBERSHIP FEE - VT RURAL WATER ASSOC	\$ 245.00	
	MILEAGE	\$ 458.55	
	OFFICE SUPPLIES - BANK STAMP	\$ 12.98	
	OPERATING FEE ST OF VT	\$ 38.40	
	PAYROLL EXPENSES	\$ 4,482.01	
	CELL PHONE	\$ 555.95	
	POSTAGE	\$ 60.00	
	UTILITIES - VT ELECTRIC COOP	\$ 292.61	
	WATER MAIN LINE WORK	\$ 3,435.32	
	WATER LINE REPAIR - LEAK ON 102	\$ 300.00	
	WATER SECURITY SERVICE- LUFKIN	\$ 320.00	
	WATER / MAINTENANCE SUPPLIES	\$ 6,871.61	
	WATER TESTS - EASTERN ANALYTICAL	\$ 705.00	
			\$ 18,651.07
12/31/22	CHECKING BALANCE	\$ 8,716.29	
	SAVINGS BALANCE	\$ 413.10	
			\$ 9,129.39
	TOTAL CASH DISBURSEMENTS	\$ 27,780.46	\$ 27,780.46

DELINQUENT WATER RENTS AS OF 12/31/22

ALLARICE SCOTT	DECEMBER 31, 2022	82.50
----------------	-------------------	-------

ACCOUNTS RECEIVABLE 12/31/22

GEORGE NUGENT	INVOICE FOR WATER LINE REPAIR 2020	312.50
---------------	------------------------------------	--------

WATER DEPARTMENT - SELECTMEN'S REPORT
JANUARY 1 - DECEMBER 31, 2022

ORD#	CHK#	CHK DATE	PERSON/FIRM		NET CHK
1	1008	01/28/2022	Town of Bloomfield	Payroll Expenses Qtr 4 2021	322.95
2	1009	01/28/2022	Eastern Analytical Inc	Invoice 237708 Water Test	15.00
3	1010	01/28/2022	Chester Smart	40 mi @ .585/mi	23.30
4	AUTO	01/27/2022	VT Electric Coop	1/12/22 bill	33.12
5	1011	02/23/2022	Chester Smart	30.0 @ .585/mi	17.55
6	1012	02/23/2022	Eastern Analytical Inc	Invoice 239034 Water Test	15.00
7	1013	02/23/2022	Treasurer State of VT	10/1/21 - 12/31/21 Operating Fee	18.30
8	AUTO	02/28/2022	VT Electric Coop	2/13/22 bill	33.22
9	1014	02/23/2022	Chester Smart	7/1/21 - 2/1/22 cell phone	338.00
10A	1015	03/25/2022	Chester Smart	43.0 @ .585	25.16
10B	1016	03/25/2022	Chester Smart	Clorox	6.79
11	1017	03/25/2022	Eastern Analytical Inc	Inv 240079 Water Test	15.00
12	AUTO	03/28/2022	VT Electric Coop	3/13/22 bill	29.67
13	1018	04/22/2022	Chester Smart	36.0 @ .585	21.06
14	1019	04/22/2022	Town of Bloomfield	Qtr 1 Payroll Expenses	369.78
15	1020	04/22/2022	Eastern Analytical Inc	Inv 241141	15.00
16	AUTO	04/27/2022	VT Electric Coop	4/13/22 bill	25.96
17	AUTO	04/22/2022	Amazon.com	Bangor Bank Deposit Stamp	12.98
18	1021	05/18/2022	Chester Smart	36.0 @ .585	21.06
19	1022	05/18/2022	Eastern Analytical Inc	Invoice 242898 Water Test	15.00
20	AUTO	05/27/2022	VT Electric Coop	4/13/22 bill	22.77
21	1023	06/28/2022	Chester Smart	230 miles	134.55
22	1024	06/28/2022	Team EJP Concord NH	Inv 6018405	1,408.80
23	1025	06/28/2022	Team EJP Concord NH	Invoice 6022408	1,914.52
24	1026	06/28/2022	Water Industries, LLC	Invoice 138642	768.09
25	1027	06/28/2022	Water Industries, LLC	Invoice 138890	1,711.49
26	1028	06/27/2022	Eastern Analytical Inc	Invoice 244700 and 243226	30.00
27	AUTO	06/27/2022	VT Electric Coop	6/13/22 bill	20.82
28	1030	07/29/2022	Chester Smart	Raid for ants/ Mileage	23.53
29	1031	07/29/2022	P.A. Hicks & Sons, Inc	Inv 143568	32.19
30	1032	07/29/2022	Lufkin Security Systems	Annual Alarm Monitoring Fee	320.00
31	1029	07/29/2022	VT Rural Water Assoc.	7/27/22-7/26/23 Membership	245.00
32	1033	07/29/2022	Michael Belknap	Water leak Vt Rte 102	300.00
33	1034	07/29/2022	Eastern Analytical Inc	Invoice 245956 Water Test	15.00
34	1035	07/29/2022	Town of Bloomfield	Apr-Jun 2022	718.87
35	AUTO	07/27/2022	VT Electric Coop	7/13/22 bill	20.82
36	1036	08/26/2022	Chester Smart	Mileage	19.89
37	1037	08/26/2022	Eastern Analytical Inc	Invoice 247466 Water Test	15.00
38	AUTO	08/29/2022	VT Electric Coop	8/13/22 bil	20.47
39	1038	08/26/2022	Chester Smart	3/4/22 - 8/3/22 cell phone	217.95
40	1039	09/23/2022	Chester Smart	104 miles	60.84

WATER DEPARTMENT - SELECTMEN'S REPORT
JANUARY 1 - DECEMBER 31, 2022

ORD#	CHK#	CHK DATE	PERSON/FIRM		NET CHK
41	1040	09/23/2022	Perras Ace	Supplies	56.30
42	1041	09/23/2022	Eastern Analytical Inc	Invoice 248746 Water Test	15.00
43	1042	09/23/2022	DTM Small Engine Repair	Lawn Mower carburetor/labor	95.32
44	AUTO	09/27/2022	VT Electric Coop	9/13/22 bill	20.64
45	1043	09/23/2022	Treasurer St of VT	through 6/30/22 Operating Fee	20.10
46	1044	09/23/2022	USPO	Roll of stamps	60.00
47	1045	10/19/2022	Chester Smart	107.0 miles	62.60
48	1046	10/19/2022	Town of Bloomfield	Q3 2022 Payroll expenses	793.85
49	1047	10/19/2022	Eastern Analytical Inc	Inv 249828 Water Tests	360.00
50	1048	10/19/2022	Eastern Analytical Inc	Inv 250572 Water Tests	150.00
51	1049	10/19/2022	P.A. Hicks & Sons, Inc	Inv 819460	205.83
52	AUTO	10/27/2022	VT Electric Coop	10/12/22 bill	21.00
53	1050	11/16/2022	Chester Smart	Mileage/Supplies	49.38
54	1051	11/16/2022	Michael Belknap	Water Main - Town Office	3,340.00
55	1052	11/16/2022	Eastern Analytical Inc	Invoice 250830 Water Tests	15.00
56	1053	11/16/2022	Water Industries, LLC	Inv 140299 + 140329 Supplies	716.74
57	1054	11/16/2022	P.A. Hicks & Sons, Inc	Invoice 146947 Supplies	22.95
58	AUTO	11/28/2022	VT Electric Coop	11/12/22 bill	21.35
59	1055	12/21/2022	Chester Smart	30.0 @ .585/mi	17.55
60	1056	12/21/2022	Eastern Analytical Inc	Inv 252418 / 253754 Water Tests	30.00
61	1057	12/21/2022	M & T Bank/Wilmington Trust	RF3-264 Loan Payment	873.64 *
62	1058	12/21/2022	Perras Ace	Suplies	9.99
63	AUTO	12/27/2022	VT Electric Coop	12/12/22 bill	22.77
64	1059	12/27/2022	Town of Bloomfield	Q4 2022 Payroll Expenses	2,276.56

AUTO - DEBIT FROM CHECKING ACCOUNT

*Outstanding 12/31/22

\$ 18,651.07

BLOOMFIELD, VT SELECTBOARD 2023 MEETING SCHEDULE

MONDAY'S

JANUARY 16TH

FEBRUARY 13TH

MARCH 20TH

APRIL 17TH

MAY 22ND

JUNE 19TH

JULY 24TH

AUGUST 21ST

SEPTEMBER 25TH

OCTOBER 16TH

NOVEMBER 27TH

DECEMBER 18TH

**IF YOU HAVE ANY QUESTIONS PLEASE CALL THE
OFFICE AT 802 962 5191**

**2023 BULKY DAYS
FOR
BLOOMFIELD
ARE
MAY 27TH
AND
SEPTEMBER 9TH
8 AM – 12 NOON**

**IF YOU HAVE ANY QUESTIONS
PLEASE CONTACT THE OFFICE
AT 802 962 5191**

RABIES



Rabies is a deadly viral disease of the brain that infects mammals. In Vermont, rabies is most commonly found in wild animals such as raccoons, skunks, foxes, bats and woodchucks. Cats, dogs and livestock can also get rabies if they have not been vaccinated for rabies. Hundreds of cases of animal rabies have been reported throughout Vermont since 1992 and will continue to be a problem for many years.

SYMPTOMS: Rabies is a disease of the central nervous system. Rabid animals show a change in their normal behavior, but you cannot tell whether an animal has rabies simply by looking at it. Animals may show unusual aggression, extreme depression or bizarre behavior. In humans, early rabies symptoms include fever, headache and general weakness. As the disease progresses, symptoms may include insomnia, anxiety, confusion, slight or partial paralysis, excitation, hallucinations, agitation, hypersalivation (increase in saliva), difficulty swallowing, and hydrophobia (fear of water). Death will usually occur within days of these symptoms.

TRANSMISSION: The virus is spread through the bite of an infected animal. Non-bite exposures very rarely result in rabies. People cannot get rabies indirectly, such as petting or handling animals, or from contact with urine, blood or feces.

<http://www.healthvermont.gov/disease-control/zoonotic-diseases/rabies>

**Pursuant to: 20 V.S.A. § 3581
Of The Vermont Statutes Online
Title 20: Internal Security and Public
Safety, Chapter 193: Domestic Pet or
Wolf-hybrid Control, Subchapter 002:
Licenses**

Any dog or wolf/hybrid that is more than six (6) months old must be registered and licensed annually on or before April 1st, by the Town Clerk.

To obtain a license the dog's owner must pay a fee, present the Town Clerk with proof that the animal has been vaccinated against rabies (a licensed veterinarian will certify the vaccination on a form provided by the state) within the prescribed time and in the case of a spayed female or neutered male dog, provide a certificate of sterilization from a licensed veterinarian.

Current License fees on or before April 1st:
Intact male or female dog or wolf/ hybrid
 $\$13.00 + \$5.00 \text{ State of VT} = \text{Total } \17.00

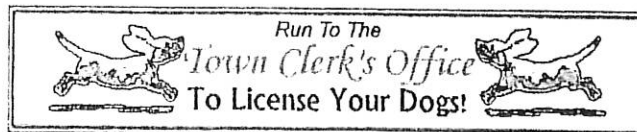
Spayed female or neutered male dog or
wolf/ hybrid
 $\$9.00 + \$2.00 \text{ State of VT} = \text{Total } \11.00

After April 1st:
A late fee of \$5.00 will be assessed

A dog or wolf/hybrid of less than one (1) year of age must have been vaccinated to be licensed.

A dog or wolf/hybrid two (2) or more years old must have been vaccinated in the preceding twenty four (24) months.

Dog and wolf/hybrids kept for breeding purposes must be licensed with a special license annually by April 1st.



TIME TO SPAY AND NEUTER YOUR CATS AND DOGS!

The VT Spay Neuter Incentive Program (VSNIIP), under the VT Department of Children & Families, is administered by VT Volunteer Services for Animals Humane Society. **Funded by a \$4.00 fee added to the licensing of dogs, this monetary resource is limited by the number of dogs licensed, which is required by law at six months of age.** By statute, unlicensed dogs can be confiscated. Puppies and kittens can have the first rabies vaccination after 12 weeks of age. If unable to schedule an appointment with a veterinary office for this vaccination, Tractor Supply Stores hold monthly clinics. Call for their schedules. After the vaccination, contact your town clerk and provide proof of the rabies vaccination to license your dog.

Rabies IS in Vermont and it IS deadly.

Licensing a dog:

- 1) Helps identify your dog if lost.
- 2) Provides proof your dog is protected from rabies in the event your dog is bitten by a rabid animal {but still needs immediate medical attention}.
- 3) Protects your animal if they bite another animal {or person – which could result in the quarantine of your dog or possibly euthanized in order to test for rabies if not currently vaccinated}.
- 4) Pays for this necessary program addressing the population situation in VT.

For a VSNIIP Application and a List of Participating Offices, send a 10" SASE: Self-Addressed, Stamped Envelope to: VSNIIP, PO Box 104, Bridgewater, VT 05034. Note if your request is for a cat, dog or both. Once fully completed, please mail it back. If approved, you will receive a Voucher and instructions.

The cost for the surgery to you is only \$27.00, providing there are no complications. Fellow Vermonters pays the balance of your account from funds collected at the time of dog licensing. Please be SURE your cat or dog is completely flea and tick free **before** the visit, or you will be charged for treatment. Pain medication is highly recommended **after** the surgery, but would be your responsibility. It is also wise to buy an "E" collar to avoid having sutures pulled out. These are the right choices!

Animals left UN-neutered are more prone to forms of cancer.

Thank veterinarians for their participation in this important program. **These altruistic veterinarians are the backbone of the program!** If your veterinarian is not a participant, please encourage them to join. Several veterinarians have retired, leaving a reduced number of participating offices. VSNIIP offices are accepting less reimbursement than what they would usually charge for their services. We NEED them :) Let them know you appreciate the difference they have made in our state over the years when euthanasia was the routine means of animal over-population control. Those days are behind us ~ let's keep it that way!

Sue Skaskiw, Administrator 1-800-HI VSNIIP (1-844-448-7647)

ANNUAL REPORTS
OF THE
NEK CHOICE SCHOOL
and
Essex North Supervisory Union
Canaan, VT
2022



INFORMATIONAL MEETING NOTICE

Monday, February 27, 2023, at 6pm
Guildhall Town Hall
13 Courthouse Dr. Guildhall, Vermont

Join Zoom Meeting

<https://us02web.zoom.us/j/87695783018?pwd=WGI2VGYxRm8wTGhuSFg4aVIROXZFQT09>

Meeting ID: 876 9578 3018

Passcode: 7mix3t

Or Call In

+1 646 558 8656

Our mission of the NEK Choice School District is to acknowledge each student's individuality and provide school choice to help ensure the most rewarding and successful educational experience and environment.

Bloomfield, Brunswick, East Haven, Granby, Guildhall, Kirby, Lemington,
Maidstone, Norton, Victory

NEK Choice School District Warning

The legal voters of NEK Choice School District are hereby duly notified and warned to meet at their respective individual voting locations below, to vote for the Articles (1) through (5) by Australian Ballot on Tuesday, March 7th, 2023 with the polls open from 10:00 AM to 7:00 PM.

Town of Brunswick: Brunswick Community Office
Town of Bloomfield: Bloomfield Town Hall
Town of East Haven: East Haven Community Building
Town of Granby: Granby Town Office
Town of Guildhall: Guildhall Town Office
Town of Kirby: Kirby Town Office
Town of Lemington: Lemington Town House
Town of Maidstone: Maidstone Town Office
Town of Norton: Norton Town Office
Town of Victory: Victory Town Office

ARTICLE 1. Shall the voters of the NEK Choice School district authorize the Board of School Directors to borrow money in anticipation to pay tuition expenses. (Australian Ballot)

Article 2. Shall the voters of the NEK Choice School District authorize the Board of School Directors to withdraw from the reserve fund in order to pay unanticipated tuition expenses? (Australian Ballot)

ARTICLE 3. Shall the voters of the NEK Choice School district approve the Board of Directors to expend \$6,856,029 which is the amount the School Board has determined to be necessary for the ensuing fiscal year? It is estimated that this proposed budget, if approved, will result in education spending of \$23,076.24 per equalized pupil. This projected spending per equalized pupil is 15.5% higher than for the current year. (Australian Ballot)

ARTICLE 4. To elect Town School District Officers, as required by law. (Australian Ballot)

ARTICLE 5. Shall the Northeast Kingdom Choice Unified School District voters Advise the School Board, the General Assembly, and the Governor that:

- For generations, students throughout our district have benefited from the opportunity to choose from a wide variety of public and independent school options.
- The ability for families to choose a school that meets the unique needs of each student is an important feature of our system that has led to greater opportunity and increased equity among our students.
- The Electorate does not support the funding of any school that discriminates against students or staff on the basis of race, religion, creed, color, national origin, marital status, sex, sexual orientation or gender identity.
- The Electorate opposes any effort to curtail choice and the educational opportunities that have been available in our communities for generations and strongly supports the continued autonomy of independent schools. (Australian Ballot)

NEK Choice School District Warning

Given unto our hands this 25th day of January, 2023.

Miles Etter

Miles Etters, Chair

Patricia Brown

Patricia Brown, Vice Chair

Carla Curtis

Carla Curtis

Sharon Ellingwood

Sharon Ellingwood

Betsy Fontaine

Melanie Jacques-Staats

Donna Loynd

Sonia Peters

Sonia Peters

Lyn Schucker

Lyn Schmucker

Tim Thompson

Tim Thompson

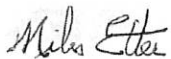
Northeast Kingdom Choice Unified School District Annual Report

It is hard to believe we are presenting our seventh budget. The challenge of providing education for our children along with fiscal responsibility has increased greatly this year. Despite students having returned to their schools and a more “normal” setting, it has not been easy for schools to provide a pre-covid environment. Many state wide problems affect us all: housing difficulties, economic demands of increased health care, rising living costs, and job staffing shortages. These are vastly different challenges than prior to Covid and we will contend with these for a time.

NEK Choice has the added hurdle of a nearly new office. New lead positions, Superintendent Nathan Freeman and Business Administrator Jacob Wood, began this summer along with new assistants who support them, so there is much learning and familiarizing in our SU office this year. The other major effect on our towns is the reduced CLA's for property values. This greatly impacts property tax rates which, combined with increased educational rates, will result in tax increases for all. We are aware of this and work to minimize the impact on you when possible. The Budget process was the most difficult this year. Hopefully the proposal to help tax payers with property tax relief will occur during the legislative session now in progress.

We continue to support the education of over 300 students who attend 35 different schools. Many challenges exist in the process of administering and assuring our students and parents/guardians are able to be successful in their pursuits. Many challenges are present and your continued participation and communication with our office is vital to our ability to support you. Your efforts to be aware and advocate for choice education are also very necessary to continue a successful district. We welcome your concerns, questions and trust you will contact us for support. Thank you for the opportunity to serve.

Respectfully on Behalf of the Board,

A handwritten signature in cursive script, appearing to read "Myles Etter".

Miles Etter
NEK Choice Board Chair

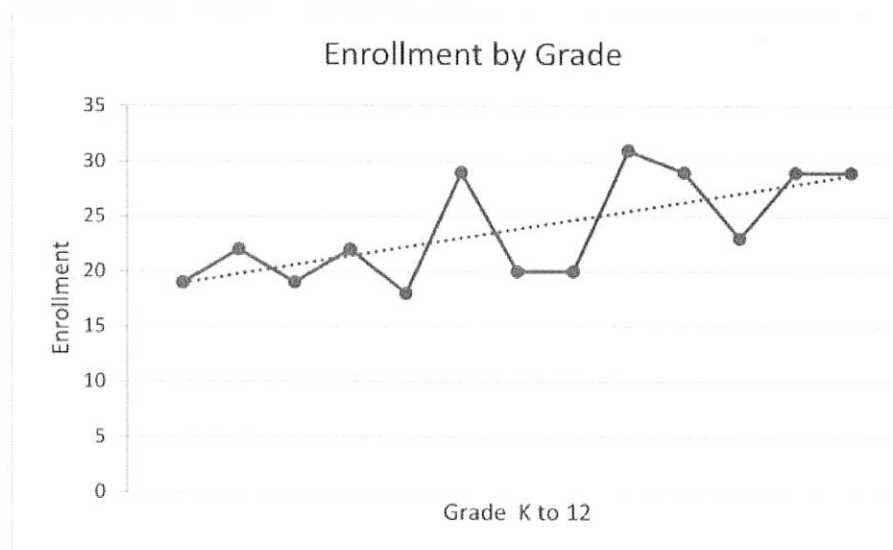
Report of the Superintendent

Dear Families and Community Members,

Upon my arrival at ENSU last July I set a goal to visit every town clerk by the end of the year. I've met a few so far and I will be on the road making visits this spring. I've also been visiting some of our receiving schools and would like to continue making these rounds as the year progresses.

Turning to the budget, you will immediately notice a large increase this year. The key reason: Last year's approved budget accounted for fewer students than the number who are currently enrolled. Specifically, we are paying tuition for 31 more students than we had budgeted for. This may have been a result of students re-enrolling into schools after pandemic homeschooling.

Obviously, enrollment numbers are the driving force behind the budget. While we can never know the future, we can look at our current student population to foresee declining enrollment over time. The chart below excludes Pre-K enrollment because there are various reasons why this number would skew the trend even lower. But there seems to be a clear trend of fewer students as time progresses.



This year's unanticipated enrollment may have caught us off guard, but I believe we will see our numbers settle over the next few years.

Also coming in the next few years is Act 127, which will adjust the school funding formula and provide education quality oversight. FY24 will be a data-gathering year, with per-pupil weighting to be adjusted for factors such as low income and low population density. One tool to gather this data will be the new Universal Income Declaration (UID) form. We are hoping that NEK Choice taxpayers may benefit from Act 127 and realize benefits in FY25.

I want to thank all our School Board members for their leadership, patience, and hard work. Your feedback is essential to our success. I look forward to traveling around our communities and getting to know our wonderful communities. Feel free to call me anytime at 802-266-3330 x202.

– Nate Freeman, Superintendent

Report of the Director of Student Support

Jennifer Lawcewicz

This year has been as busy as ever with the new Act 173 special education rule changes and new funding structure. We are thankful for the efforts of the entire special education team as we all work to meet the growing needs of our community. Coming out of the pandemic, we are seeing a significant increase in referrals for both intervention level services and special education evaluations. The greatest impact is with our youngest students in the areas of speech and early literacy.

I am proud of the improvements we have made as a department. We continue to contract with in-person related service providers including Speech & Language, Occupational Therapy, Physical Therapy, Sign Language, Teacher of the Blind and Visually Impaired, Teacher of the Deaf, a behavior consultant, a school psychologist, and the UVM I-Team. Irene Simons from Northeast Kingdom Human Services and Tina Tarryk from Mobile Counseling have brought in-person therapy to many students in need. Unlike many other districts, ENSU does not employ a full-time school psychologist but relies on the expertise of Beth Lemah and I to process most of the evaluations across the district, while contracting with a school psychologist for the more complex evaluations. This is a significant cost savings for the district when considering how much a full time school psychologist would cost each year.

In the Northeast Kingdom Choice District, the associate director, Beth Lemnah and I have worked hard to ensure that the needs of all students throughout the district are being met. We currently oversee 50 students on IEPs and 27 students on 504s or educational support plans as well as ensuring the evaluations of any new referrals or 3-year re-evaluations are completed. Beth and I work closely with schools throughout the Northeast Kingdom and New Hampshire to ensure that each student is receiving the services and supports that they need. We are currently working to process 9 new evaluations throughout the NEK Choice district.

I would like to thank the staff, administration, school boards, and community members for their continued support as we work to creatively meet increasing student needs. I feel very fortunate to live and work in a community that is so dedicated to its children.



Proven Expertise & Integrity

January 26, 2023

Board of Directors
NEK Choice School District
Canaan, Vermont

We were engaged by the NEK Choice School District and have audited the financial statements of the NEK Choice School District as of and for the year ended June 30, 2022. The following statements and schedules have been excerpted from the 2022 financial statements:

Budgetary Comparison Schedule - Budgetary Basis - Budget and Actual - General Fund	Schedule 1
Balance Sheet - Governmental Funds	Statement C
Combining Statement of Revenues, Expenditures and Changes in Fund Balances - Governmental Funds	Statement E
Schedule of Departmental Operations - General Fund	Schedule B

RHR Smith & Company

RHR Smith & Company, CPAs

SCHEDULE 1

NEK CHOICE SCHOOL DISTRICT FOR THE YEAR ENDED JUNE 30, 2022

	Budgeted Amounts		Actual	Variance
	Original	Final	Amounts	Positive (Negative)
Budgetary Fund Balance, July 1	\$ 1,096,344	\$ 1,096,344	\$ 1,096,344	\$ -
Resources (Inflows):				
Intergovernmental:				
State support	5,033,696	5,033,696	5,033,163	(533)
Other	-	-	2,001	2,001
Interest income	1,000	1,000	1,785	785
Amounts Available for Appropriation	<u>6,131,040</u>	<u>6,131,040</u>	<u>6,133,293</u>	<u>2,253</u>
Charges to Appropriations (Outflows):				
Regular instruction	4,917,727	4,917,727	4,947,926	(30,199)
Special education	258,450	258,450	320,237	(61,787)
Administrative and support services	251,555	251,555	247,121	4,434
Total Charges to Appropriations	<u>5,427,732</u>	<u>5,427,732</u>	<u>5,515,284</u>	<u>(87,552)</u>
Budgetary Fund Balance, June 30	<u>\$ 703,308</u>	<u>\$ 703,308</u>	<u>\$ 618,009</u>	<u>\$ (85,299)</u>
Utilization of unassigned fund balance	<u>\$ 393,036</u>	<u>\$ 393,036</u>	<u>\$ -</u>	<u>\$ (393,036)</u>

STATEMENT C

	General Fund
ASSETS	
Cash and cash equivalents	\$ 866,815
TOTAL ASSETS	<u>\$ 866,815</u>
LIABILITIES	
Accounts payable	\$ 248,806
TOTAL LIABILITIES	<u>248,806</u>
FUND BALANCES	
Nonspendable	-
Restricted	-
Committed	637,596
Assigned	65,712
Unassigned	(85,299)
TOTAL FUND BALANCES	<u>618,009</u>
TOTAL LIABILITIES AND FUND BALANCES	<u>\$ 866,815</u>

STATEMENT E

COMBINING STATEMENT OF REVENUES, EXPENDITURES
AND CHANGES IN FUND BALANCES - GOVERNMENTAL
FUNDS FOR THE YEAR ENDED JUNE 30, 2022

	General Fund
REVENUES	
Intergovernmental revenues	\$ 5,035,164
Interest income	1,785
TOTAL REVENUES	<u>5,036,949</u>
EXPENDITURES	
Current:	
Regular instruction	4,947,926
Special education	320,237
Administrative and support services	247,121
TOTAL EXPENDITURES	<u>5,515,284</u>
NET CHANGE IN FUND BALANCES	(478,335)
FUND BALANCES - JULY 1	<u>1,096,344</u>
FUND BALANCES - JUNE 30	<u><u>\$ 618,009</u></u>

NEK CHOICE SCHOOL DISTRICT

SCHEDULE OF DEPARTMENTAL OPERATIONS - GENERAL FUND
FOR THE YEAR ENDED JUNE 30, 2022

	Original Budget	Final Budget	Actual	Variance Positive (Negative)
Regular instruction -				
Tuition:				
Pre-k	\$ 24,752	\$ 24,752	\$ 38,290	\$ (13,538)
Elementary	2,187,180	2,187,180	2,156,532	30,648
Secondary	2,647,373	2,647,373	2,706,167	(58,794)
Contractual services	58,422	58,422	46,937	11,485
	<u>4,917,727</u>	<u>4,917,727</u>	<u>4,947,926</u>	<u>(30,199)</u>
Special education -				
Assessment	258,450	258,450	320,237	(61,787)
	<u>258,450</u>	<u>258,450</u>	<u>320,237</u>	<u>(61,787)</u>
Administrative and support services -				
Supervisory union assessment	219,175	219,175	219,175	-
School board	19,988	19,988	16,272	3,716
Fiscal services	12,392	12,392	9,600	
Prior year expenses	-	-	2,074	(2,074)
	<u>251,555</u>	<u>251,555</u>	<u>247,121</u>	<u>1,642</u>
TOTAL DEPARTMENTAL OPERATIONS	<u>\$ 5,427,732</u>	<u>\$ 5,427,732</u>	<u>\$ 5,515,284</u>	<u>\$ (90,344)</u>

NEK Choice School District

2023-2024 (FY24) Budget Approved by School Board

SUPERINTENDENT'S OFFICE	Approved Budget (FY23)	Proposed Budget (FY24)	Increase/ (Decrease)
Supervisory Union Assessment	231,699	285,971	54,272
Total Superintendent's Office:	231,699	285,971	54,272

SCHOOL BOARD			
Board Members Stipend	10,700	10,700	-
NEK Choice Clerk	50	50	-
NEK Choice Moderator	50	50	-
Audit Services	11,025	13,500	2,475
Legal Services	3,500	3,500	-
Advertising	1,000	1,000	-
Postage, Printing & Publishing	750	750	-
Dues & Fees-VSBA Data/Dues/New Member Trainings	3,400	3,400	-
Total School Board:	30,475	32,950	2,475

TREASURER			
Treasurer Stipend	1,260	1,311	51
Total Treasurer:	1,260	1,311	51

REGULAR EDUCATION: PreK Tuition			
Tuition-Location TBD PreK \$3656 FY 23 (7)	25,592	26,360	768
Total PreK Tuition (7 students):	25,592	26,360	768

REGULAR EDUCATION: Elementary Tuition			
Tuition-Location TBD New Kindergarteners (4)	63,912	65,828	1,916
Tuition-Barnet K-6 (2)	19,313	40,686	21,373
Tuition-Burke Town K-6 (3)	53,571	55,932	2,361
Tuition-Canaan K-6 (8)	176,130	164,000	(12,130)
Tuition-Colebrook Elementary K-6 (2)	-	41,554	41,554
Tuition-Concord K-6 (7)	89,286	130,508	41,222
Tuition-Good Shepherd K-6 (5)	15,861	26,435	10,574
Tuition-Groveton Elementary K-6 (4)	32,974	82,068	49,094
Tuition-Lancaster Elementary K-6 (10)	233,321	237,150	3,829
Tuition-Lupine Montessori K-6 (2)	23,198	15,466	(7,732)
Tuition-Lyndon Town K-6 (9)	125,000	193,068	68,068
Tuition-Mount Royal Academy North K-6 (5)	25,039	79,890	54,851
Tuition-Newark K-6 (4)	71,428	74,576	3,148
Tuition-Peacham K-6 (0)	19,313	-	(19,313)
Tuition-Riverside K-6 (45)	687,071	742,545	55,474
Tuition-St. Johnsbury School K-6 (6)	68,079	102,000	33,921
Tuition-Stratford K-6 (10)	141,629	206,620	64,991
Tuition-Sunnybrook Montessori K-6 (1)	4,877	4,898	21
Tuition-Sutton K-6 (2)	35,714	37,288	1,574
Tuition-Thaddeus Stevens K-6 (4)	79,892	66,004	(13,888)
Tuition-Waterford K-6 (8)	96,563	162,744	66,181
Tuition-Woodland Community K-6 (5)	53,045	54,075	1,030
Total Elementary Tuition (146 students):	2,115,216	2,583,335	468,119

NEK Choice School District

2023-2024 (FY24) Approved Budget

REGULAR EDUCATION: Secondary Tuition (7-8/9-12)	Approved Budget (FY23)	Proposed Budget (FY24)	Increase/ (Decrease)
Tuition-Barnet 7-8 (1)	19,313	20,343	1,030
Tuition-Burke Town 7-8 (1)	35,714	18,101	(17,613)
Tuition-Canaan 7-8 (6)	144,200	132,000	(12,200)
Tuition-Colebrook Elementary 7-8 (1)	19,014	20,500	1,486
Tuition-Concord 7-8 (1)	71,428	18,644	(52,784)
Tuition-Danville 7-8 (1)	18,849	18,540	(309)
Tuition-Groveton Middle 7-8 (2)	16,487	41,033	24,546
Tuition-Lancaster Elementary 7-8 (1)	35,896	23,715	(12,181)
Tuition-Lyndon Town 7-8 (1)	35,714	18,644	(17,070)
Tuition-Mount Royal Academy North 7-8 (3)	5,008	47,935	42,927
Tuition-Newark 7-8 (1)	17,857	18,644	787
Tuition-Riverside 7-8 (12)	277,556	177,963	(99,593)
Tuition-St. Johnsbury School 7-8 (3)	22,693	51,000	28,307
Tuition-Stratford Public 7-8 (1)	17,704	20,662	2,958
Tuition-Thaddeus Stevens 7-8 (1)	34,695	16,501	(18,194)
Tuition-Waterford 7-8 (1)	19,313	20,343	1,030
Tuition-Blue Mountain Union High School 9-12 (0)	17,347	-	(17,347)
Tuition-Burke Mountain Academy 9-12 (3)	34,695	53,389	18,694
Tuition-Canaan 9-12 (14)	267,800	308,000	40,200
Tuition-Colebrook Academy 9-12 (5)	23,292	112,555	89,263
Tuition-Groveton High 9-12 (7)	104,003	133,565	29,562
Tuition-Holderness 9-12 (1)	17,347	17,796	449
Tuition-Killington Mountain School 9-12 (0)	34,695	-	(34,695)
Tuition-Lyndon Institute 9-12 (40)	735,482	858,072	122,590
Tuition-North Country Charter Academy 9-12 (2)	-	33,959	33,959
Tuition-North Country Union High School 9-12 (1)	19,055	17,510	(1,545)
Tuition-St. Johnsbury Academy 9-12 (31)	512,838	665,900	153,062
Tuition-White Mountain School 9-12 (3)	34,695	53,389	18,694
Tuition-White Mountain Regional 9-12 (11)	298,061	283,244	(14,817)
Extra Cost-St. Johnsbury Academy 9-12 Guided Studies (1)	9,337	9,500	163
Total Secondary Tuition (155 students):	2,900,088	3,211,447	311,359
Total Pre K, Elementary & Secondary Tuition (308 students):	5,040,896	5,821,142	780,246
Total Non Special Education Services:			
	53,400	58,462	5,062
SPECIAL EDUCATION: Services			
Total Special Education Services:	456,793	656,193	199,400
Grand Total of NEK Choice School District Expenditures:			
	5,814,523	6,856,029	1,041,506

Revenue Statement NEK Choice School District	Approved Revenue (FY23)	Est. Revenue (FY24)	Increase/ (Decrease)
Prior Year Surplus	-	-	-
Education Fund	5,813,523	6,855,029	1,041,506
Interest	1,000	1,000	-
Total Revenue:	5,814,523	6,856,029	1,041,506



District: Northeast Kingdom Choice USD		U065		Property dollar equivalent yield	Homestead tax rate per \$15,479 of spending per equalized pupil
SU: Essex North		Essex County		15,479	1.00
				17,600	Income dollar equivalent yield per 2.0% of household income
Expenditures		FY2021	FY2022	FY2023	FY2024
1.	Adopted or warned union district budget (including special programs and full technical center expenditures)	\$4,903,958	\$5,427,732	\$5,814,523	\$6,856,029
2.	<i>plus</i> Sum of separately warned articles passed at union district meeting	-	-		
3.	Adopted or warned union district budget plus articles	\$4,903,958	\$5,427,732	\$5,814,523	\$6,856,029
4.	<i>plus</i> Obligation to a Regional Technical Center School District if any	-	-		
5.	<i>plus</i> Prior year deficit repayment of deficit	-	-		
6.	Total Union Budget	\$4,903,958	\$5,427,732	\$5,814,523	\$6,856,029
7.	S.U. assessment (included in union budget) - informational data				
8.	Prior year deficit reduction (if included in union expenditure budget) - informational data	-	-	-	-
Revenues					
9.	Union revenues (categorical grants, donations, tuitions, surplus, federal, etc.)	\$696,090	\$394,036	\$1,000	\$1,000
10.	Total offsetting union revenues	\$696,090	\$394,036	\$1,000	\$1,000
Education Spending					
11.	Education Spending	\$4,207,868	\$5,033,696	\$5,813,523	\$6,855,029
12.	Northeast Kingdom Choice USD equalized pupils	295.50	286.59	292.44	297.06
Education Spending per Equalized Pupil					
13.	Education Spending per Equalized Pupil	\$14,239.82	\$17,564.10	\$19,879.37	\$23,076.24
14.	<i>minus</i> Less net eligible construction costs (or P&I) per equalized pupil	\$72.97	\$72.09		
15.	<i>minus</i> Less share of SpEd costs in excess of \$50,000 for an individual (per eqpup)	-	-		
16.	<i>minus</i> Less amount of deficit if deficit is SOLELY attributable to tuitions paid to public schools for grades the district does not operate for new students who moved to the district after the budget was passed (per eqpup)	-	-		
17.	<i>minus</i> Less SpEd costs if excess is solely attributable to new SpEd spending if district has 20 or fewer equalized pupils (per eqpup)	-	-		
18.	<i>minus</i> Estimated costs of new students after census period (per eqpup)	-	-		
19.	<i>minus</i> Total tuitions if tuitioning ALL K-12 unless electorate has approved tuitions greater than average announced tuition (per eqpup)	Exempt	Exempt	Exempt	Exempt
20.	<i>minus</i> Less planning costs for merger of small schools (per eqpup)	-	-	-	-
21.	<i>minus</i> Teacher retirement assessment for new members of Vermont State Teachers' Retirement System on or after July 1, 2015 (per eqpup)	-	-	-	-
22.	Excess spending threshold	threshold = \$18,756 \$18,756.00	threshold = \$18,789 \$18,789.00	threshold = \$19,977 \$19,977.00	threshold = \$19,977 \$19,977.00
23.	<i>plus</i> Excess Spending per Equalized Pupil over threshold (if any)	+	-	-	-
24.	Per pupil figure used for calculating District Equalized Tax Rate	\$17,564	\$19,879	\$19,879	\$23,076.24
25.	Union spending adjustment (minimum of 100%)	159.703% based on yield \$10,998	175.659% based on yield \$11,317	149.312% based on yield \$13,314	149.081% based on yield \$13,314
26.	Anticipated equalized union homestead tax rate to be prorated [\$23,076.24 ÷ (\$15,479 / \$1.00)]	\$1,2948 based on \$1.00	\$1,5320 based on \$1.00	\$1,4931 based on \$1.00 82 incentive	\$1,4908 based on \$1.00
Prorated homestead union tax rates for members of Northeast Kingdom Choice USD		Equalized Rate	CLA	Est Tax Rate	
	FY 23 Eq Tax Rate	FY 2024	FY 2024	FY2024	
T021	Bloomfield	1.4090	1.4908	80.68%	1.8478
T035	Brunswick	1.6988	1.4908	85.39%	1.7459
T064	East Haven	1.5904	1.4908	92.18%	1.6173
T083	Granby	1.5322	1.4908	91.38%	1.6314
T088	Guildhall	1.5639	1.4908	80.02%	1.8630
T108	Kirby	1.5812	1.4908	76.72%	1.9432
T111	Lemington	1.4980	1.4908	93.08%	1.6016
T118	Maidstone	1.7160	1.4908	76.30%	1.9539
T144	Norton	1.7424	1.4908	96.90%	1.5385
T216	Victory	1.5589	1.4908	84.55%	1.7632
27.	Anticipated income cap percent to be prorated from Northeast Kingdom Choice USD [((\$23,076.24 ÷ \$17,600) x 2.00%)]	2.72% based on 2.00%	2.04% based on 2.00%	2.55% based on 2.00%	2.62% based on 2.00%
Prorated union income cap percentage for members of Northeast Kingdom Choice USD		FY2021	FY2022	FY2023	FY2024
T021	Bloomfield	2.72%	2.04%	2.55%	2.62%
T035	Brunswick	2.72%	2.04%	2.55%	2.62%
T064	East Haven	2.72%	2.04%	2.55%	2.62%
T083	Granby	2.72%	2.04%	2.55%	2.62%
T088	Guildhall	2.72%	2.04%	2.55%	2.62%
T108	Kirby	2.72%	2.04%	2.55%	2.62%
T111	Lemington	2.72%	2.04%	2.55%	2.62%
T118	Maidstone	2.72%	2.04%	2.55%	2.62%
T144	Norton	2.72%	2.04%	2.55%	2.62%
T216	Victory	2.72%	2.04%	2.55%	2.62%

- Following current statute, the Tax Commissioner recommended a property yield of \$15,479 for every \$1.00 of homestead tax per \$100 of equalized property value, an income yield of \$17,600 for a base income percent of 2.0%, and a non-residential tax rate of \$1.386. These figures use the estimated \$64,000,000 surplus from the Education Fund. **New and updated data will likely change the proposed property and income yields and perhaps the non-residential rate.**

- Final figures will be set by the Legislature during the legislative session and approved by the Governor.
- The base income percentage cap is 2.0%.

NEK CHOICE ESTIMATED TAX RATES FY24

<i>ESTIMATED Tax Rates for FY24 with Variance to FY23 Tax Rates</i>	FY23	Estimated FY24	Variance
Total Budget	\$5,814,523	\$6,856,029	\$1,041,506
Local Revenues	\$1,000	\$1,000	\$0
Education Spending	\$5,813,523	\$6,855,029	\$1,041,506
Equalized Pupils	292.44	297.06	\$5
Education Spending per Equalized Pupil	\$19,879	\$23,076	\$3,197
Dollar Equivalent Yield (Tax Commissioner' Recommendation)	\$13,314	\$15,479	\$2,165
NEK Choice Towns Equalized Homestead Tax Rate	\$1.4931	\$1.4908	-\$0.0023

NEK Choice Towns	FY23 Tax Rate	FY24 Common Level of Appraisal (CLA)	FY24 Estimated Tax Rate	Variance
Bloomfield	1.4090	80.68%	1.8478	0.4388
Brunswick	1.6988	85.39%	1.7459	0.0471
East Haven	1.5904	92.18%	1.6173	0.0269
Granby	1.5322	91.38%	1.6314	0.0992
Guildhall	1.5639	80.02%	1.8630	0.2991
Kirby	1.5812	76.72%	1.9432	0.3620
Lemington	1.4980	93.08%	1.6016	0.1036
Maidstone	1.7160	76.30%	1.9539	0.2379
Norton	1.7424	96.90%	1.5385	-0.2039
Victory	1.5589	84.55%	1.7632	0.2043

Current FY23 NEK Student Population by Town & Grade

NEK Choice Town	Pre-K	K-6	7-12	Total
Bloomfield	0	9	9	18
Brunswick	0	7	4	11
East Haven	0	18	25	43
Granby	0	0	7	7
Guildhall	0	22	15	37
Kirby	11	72	66	149
Lemington	0	6	12	18
Maidstone	0	9	9	18
Norton	0	6	7	13
Victory	0	1	7	8
Grand Totals	11	150	161	322



Proven Expertise & Integrity

January 20, 2023

Board of Directors
Essex North Supervisory Union
Canaan, Vermont 05903

We were engaged by the Essex North Supervisory Union and have audited the financial statements of the Essex North Supervisory Union as of and for the year ended June 30, 2022. The following statements and schedules have been excerpted from the 2022 financial statements, a complete copy of which, including our opinion thereon, will be available for inspection at the Superintendent's Office.

Balance Sheet - Governmental Funds	Statement C
Statement of Revenues, Expenditures and Changes in Fund Balances - Governmental Funds	Statement E
Budgetary Comparison Schedule - Budgetary Basis - Budget and Actual - General Fund	Schedule 1
Combining Balance Sheet - Nonmajor Special Revenue Funds	Schedule C
Combining Schedule of Revenues, Expenditures and Changes in Fund Balances - Nonmajor Special Revenue Funds	Schedule D

RHR Smith & Company

RHR Smith & Company
Certified Public Accountants

STATEMENT C

ESSEX NORTH SUPERVISORY UNION

BALANCE SHEET - GOVERNMENTAL FUNDS
JUNE 30, 2022

	General Fund	Special Education Fund	Other Grants Fund	EPSDT/ Medicaid Fund	Other Governmental Funds	Total Governmental Funds
ASSETS						
Cash and cash equivalents	\$ 63,059	\$ -	\$ -	\$ -	\$ -	\$ 63,059
Accounts receivable (net of uncollectibles)	59,385	-	-	1,817	15,423	76,625
Due from other governments	25,503	428,905	139,746	-	-	594,154
Prepaid items	12,173	-	-	-	-	12,173
Due from other funds	-	-	357,420	151,664	2,073	511,157
TOTAL ASSETS	\$ 160,120	\$ 428,905	\$ 497,166	\$ 153,481	\$ 17,496	\$ 1,257,168
LIABILITIES						
Accounts payable	\$ 18,598	\$ 239,568	\$ 481,547	\$ 8,246	\$ 15,506	\$ 763,465
Accrued expenses	9,222	6,967	23,058	484	-	39,731
Due to other governments	-	-	-	-	93	93
Due to other funds	84,689	426,468	-	-	-	511,157
TOTAL LIABILITIES	112,509	673,003	504,605	8,730	15,599	1,314,446
DEFERRED INFLOWS OF RESOURCES						
Deferred revenues	-	-	36,947	144,866	-	181,813
TOTAL DEFERRED INFLOWS OF RESOURCES	-	-	36,947	144,866	-	181,813
FUND BALANCES (DEFICITS)						
Nonspendable	12,173	-	-	-	-	12,173
Restricted	-	-	-	-	1,897	1,897
Committed	-	-	-	-	-	-
Assigned	35,438	-	-	-	-	35,438
Unassigned (deficit)	-	(244,098)	(44,386)	(115)	-	(288,599)
TOTAL FUND BALANCES (DEFICITS)	47,611	(244,098)	(44,386)	(115)	1,897	(239,091)
TOTAL LIABILITIES, DEFERRED INFLOWS OF RESOURCES AND FUND BALANCES (DEFICITS)	\$ 160,120	\$ 428,905	\$ 497,166	\$ 153,481	\$ 17,496	\$ 1,257,168

See accompanying independent auditor's report and notes to financial statements.

STATEMENT E

ESSEX NORTH SUPERVISORY UNION

STATEMENT OF REVENUES, EXPENDITURES AND CHANGES IN FUND BALANCES - GOVERNMENTAL FUNDS
FOR THE YEAR ENDED JUNE 30, 2022

	General Fund	Special Education Fund	Other Grants Fund	EPSDT/ Medicaid Fund	Other Governmental Funds	Total Governmental Funds
REVENUES						
Intergovernmental revenues	\$ 674,081	\$ 1,805,818	\$ 1,864,852	\$ 38,507	\$ 12,890	\$ 4,396,148
Charges for services	-	-	-	-	104,965	104,965
Interest income	335	-	-	-	-	335
Miscellaneous revenues	211,606	425	-	-	-	212,031
TOTAL REVENUES	<u>886,022</u>	<u>1,806,243</u>	<u>1,864,852</u>	<u>38,507</u>	<u>117,855</u>	<u>4,713,479</u>
EXPENDITURES						
Current:						
Superintendent's office	320,297	-	-	-	-	320,297
Treasurer's expenses	1,680	-	-	-	-	1,680
Transportation	243,347	-	-	-	-	243,347
Special services	229,778	-	-	-	-	229,778
Business administrator	109,350	-	-	-	-	109,350
Program expenditures	-	2,050,341	1,909,238	38,622	115,958	4,114,159
TOTAL EXPENDITURES	<u>904,452</u>	<u>2,050,341</u>	<u>1,909,238</u>	<u>38,622</u>	<u>115,958</u>	<u>5,018,611</u>
NET CHANGE IN FUND BALANCES (DEFICITS)	(18,430)	(244,098)	(44,386)	(115)	1,897	(305,132)
FUND BALANCES (DEFICITS) - JULY 1	<u>66,041</u>	<u>-</u>	<u>-</u>	<u>-</u>	<u>-</u>	<u>66,041</u>
FUND BALANCES (DEFICITS) - JUNE 30	<u>\$ 47,611</u>	<u>\$ (244,098)</u>	<u>\$ (44,386)</u>	<u>\$ (115)</u>	<u>\$ 1,897</u>	<u>\$ (239,091)</u>

See accompanying independent auditor's report and notes to financial statements.

ESSEX NORTH SUPERVISORY UNION

BUDGETARY COMPARISON SCHEDULE - BUDGETARY BASIS
 BUDGET AND ACTUAL - GENERAL FUND
 FOR THE YEAR ENDED JUNE 30, 2022

	Budgeted Amounts		Actual	Variance
	Original	Final	Amounts	Positive (Negative)
Budgetary Fund Balance, July 1	\$ 66,041	\$ 66,041	\$ 66,041	\$ -
Resources (Inflows):				
Intergovernmental:				
Local assessmentst	661,835	661,835	548,797	(113,038)
State transportation aid	71,000	71,000	125,284	54,284
Interest income	1,000	1,000	335	(665)
Miscellaneous				
Special services	169,710	169,710	218,860	49,150
Prior year adjustment	-	-	(7,254)	(7,254)
Amounts Available for Appropriation	<u>969,586</u>	<u>969,586</u>	<u>952,063</u>	<u>(17,523)</u>
Charges to Appropriations (Outflows):				
Current:				
Superintendent's office	358,470	358,470	320,297	38,173
Treasurer's expenses	2,809	2,809	1,680	1,129
Transportation	297,205	297,205	243,347	53,858
Special services	169,710	169,710	229,778	(60,068)
Business administrator	96,954	96,954	109,350	(12,396)
Total Charges to Appropriations	<u>925,148</u>	<u>925,148</u>	<u>904,452</u>	<u>20,696</u>
Budgetary Fund Balance, June 30	<u>\$ 44,438</u>	<u>\$ 44,438</u>	<u>\$ 47,611</u>	<u>\$ 3,173</u>
Utilization of assigned fund balance	<u>\$ 21,603</u>	<u>\$ 21,603</u>	<u>\$ -</u>	<u>\$ (21,603)</u>

See accompanying independent auditor's report and notes to financial statements.

ESSEX NORTH SUPERVISORY UNION

COMBINING BALANCE SHEET - NONMAJOR SPECIAL REVENUE FUNDS
JUNE 30, 2022

	Food Service Fund	Total
ASSETS		
Accounts receivable (net of uncollectibles)	\$ 15,423	\$ 15,423
Due from other funds	2,073	2,073
TOTAL ASSETS	<u>\$ 17,496</u>	<u>\$ 17,496</u>
LIABILITIES		
Accounts payable	\$ 15,506	\$ 15,506
Due to other governments	93	93
TOTAL LIABILITIES	<u>15,599</u>	<u>15,599</u>
FUND BALANCES		
Nonspendable	-	-
Restricted	1,897	1,897
Committed	-	-
Assigned	-	-
Unassigned	-	-
TOTAL FUND BALANCES	<u>1,897</u>	<u>1,897</u>
TOTAL LIABILITIES AND FUND BALANCES	<u>\$ 17,496</u>	<u>\$ 17,496</u>

ESSEX NORTH SUPERVISORY UNION

COMBINING SCHEDULE OF REVENUES, EXPENDITURES AND CHANGES IN
 FUND BALANCES - NONMAJOR SPECIAL REVENUE FUNDS
 FOR THE YEAR ENDED JUNE 30, 2022

	Food Service Fund	Total
REVENUES		
Intergovernmental	\$ 12,890	\$ 12,890
Charges for services	104,965	104,965
TOTAL REVENUES	<u>117,855</u>	<u>117,855</u>
EXPENDITURES		
Other	115,958	115,958
TOTAL EXPENDITURES	<u>115,958</u>	<u>115,958</u>
NET CHANGE IN FUND BALANCES	1,897	1,897
FUND BALANCES - JULY 1	<u>-</u>	<u>-</u>
FUND BALANCES - JUNE 30	<u>\$ 1,897</u>	<u>\$ 1,897</u>

Essex North Supervisory Union
2023-2024 (FY24) Proposed Budget

Expenditures SUPERINTENDENT'S OFFICE	Approved Budget (FY23)	Proposed Budget (FY24)	Increase (Decrease)	NEK Choice	Canaan
GENERAL COSTS					
SUPERINTENDENTS OFFICE:					
Superintendent Salary	\$116,000	\$120,000	\$4,000	\$60,000	\$60,000
Treasurer Stipend	\$1,747	\$1,817	\$70	\$909	\$909
Business Administrator Salary	\$70,000	\$70,000	\$0	\$35,000	\$35,000
AP Clerk/ Choice Student Coordinator Salary (1 FTE to 2 FTE)	\$37,440	\$89,784	\$52,344	\$44,892	\$44,892
Payroll & HR Benefits Coordinator Salary	\$43,680	\$50,112	\$6,432	\$25,056	\$25,056
Benefits	\$116,464	\$139,080	\$22,616	\$69,540	\$69,540
Advertising	\$1,700	\$1,750	\$50	\$875	\$875
Audit Services	\$14,175	\$21,500	\$7,325	\$10,750	\$10,750
Contracted Services	\$11,820	\$14,000	\$2,180	\$7,000	\$7,000
Dues & Fees-Registrations/Memberships	\$6,500	\$7,000	\$500	\$3,500	\$3,500
General Supplies/Books/Misc	\$4,800	\$5,000	\$200	\$2,500	\$2,500
Lease-NEK Expense Only	\$8,374	\$8,374	\$0	\$8,374	\$0
Legal Services	\$5,000	\$6,500	\$1,500	\$3,250	\$3,250
Postage	\$1,900	\$2,000	\$100	\$1,000	\$1,000
Prof/OLT Liab. Ins-Errors & Omissions/Liability Ins.	\$9,450	\$10,500	\$1,050	\$5,250	\$5,250
Repairs/Maintenance	\$2,364	\$0	(\$2,364)	\$0	\$0
Software	\$18,750	\$21,000	\$2,250	\$10,500	\$10,500
Telephone/Internet	\$8,000	\$9,000	\$1,000	\$4,500	\$4,500
Travel Expenses	\$6,000	\$6,000	\$0	\$3,000	\$3,000
Tuition Reimbursement	\$2,000	\$3,100	\$1,100	\$1,550	\$1,550
Total Supervisory Union Expenditures:	\$486,164	\$586,517	\$100,353	\$297,446	\$289,072

Expenditures TRANSPORTATION	Approved Budget (FY23)	Proposed Budget (FY24)	Increase (Decrease)	NEK Choice	Canaan
Owned Bus-Salary	\$8,000	\$10,500	\$2,500	\$0	\$10,500
Owned Bus-Benefits	\$612	\$805	\$193	\$0	\$805
Owned Bus-Repairs, Inspections, Fuel, Fees, Insurance, Supplies	\$19,550	\$19,800	\$250	\$0	\$19,800
Owned Bus-Lease Year -3 out of 3	\$13,829	\$17,500	\$3,671	\$0	\$17,500
Bus Service-Contracted Reg Student Transportation	\$205,000	\$210,115	\$5,115	\$0	\$210,115
Bus Service-Athletic Transportation, Contracted	\$30,000	\$30,000	\$0	\$0	\$30,000
Bus Service-Music/Field Trips Transportation, Contracted	\$18,500	\$18,500	\$0	\$0	\$18,500
Bus Service-CTE Transportation, Contracted	\$17,000	\$22,500	\$5,500	\$0	\$22,500
Total Transportation Expenditures:	\$312,491	\$329,720	\$17,229	\$0	\$329,720

Expenditures NON SPECIAL ED	Approved Budget (FY23)	Proposed Budget (FY24)	Increase (Decrease)	NEK Choice	Canaan
Salaries-Director/Asst Director/Teacher/Paras/PK Para	\$159,587	\$163,720	\$4,133	\$42,607	\$121,113
Benefits-Director/Asst Director/Teacher/Paras/PK Para	\$51,842	\$88,585	\$36,743	\$15,826	\$72,759
Contracted Services-504 Only BMH,LI,Deaf,PT,OT,SLP,Blind, Subs	\$43,948	\$25,700	(\$18,248)	\$0	\$25,700
Equipment-504 Students	\$0	\$0	\$0	\$0	\$0
General Supplies/Dues & Fees-504 Students	\$129	\$2,029	\$1,900	\$29	\$2,000
Transportation/Tuition-504 Out of District	\$21,220	\$20,065	(\$1,155)	\$0	\$20,065
Total Non Special Ed Services:	\$276,726	\$300,099	\$23,373	\$58,462	\$241,637

Expenditures SPECIAL EDUCATION /SERVICES	Approved Budget (FY23)	Proposed Budget (FY24)	Increase (Decrease)	NEK Choice	Canaan	Ferdinand	SAU 7
Salaries-Director/Asst Director/Teachers/Paras/Subs	\$633,746	\$667,745	\$33,999	\$203,375	\$403,810	\$0	\$60,560
Salaries-Adaptive PE (IDEA Grant)	\$4,636	\$4,821	\$185	\$1,591	\$3,230		
Benefits-Director/Asst/Teachers/Paras	\$319,273	\$301,697	(\$17,576)	\$91,316	\$196,309	\$0	\$14,073
Benefits-Adaptive PE (IDEA Grant)	\$1,674	\$1,741	\$67	\$575	\$1,166		
Advertising	\$645	\$0	(\$645)	\$0	\$0		
Contracted Services-(IDEA-B & IDEA PreK Grant)	\$122,690	\$127,638	\$4,948	\$41,943	\$85,694		
Contracted Services-PT/OT/Speech/Visions/Deaf/Prof Dev	\$529,559	\$603,272	\$73,713	\$544,204	\$42,978	\$16,090	\$0
Dues & Registrations	\$7,924	\$8,206	\$282	\$5,196	\$3,010		
Equipment	\$4,900	\$4,900	\$0	\$2,507	\$2,393		
Equipment Maintenance	\$0	\$0	\$0				
General Supplies-Adaptive PE (IDEA Grant)	\$2,000	\$2,080	\$80	\$686	\$1,394		
General Supplies/Books/Software-Special Ed	\$11,326	\$13,139	\$1,813	\$5,068	\$8,071		
Postage	\$2,000	\$1,750	(\$250)	\$1,208	\$543		
Telephone	\$1,500	\$1,750	\$250	\$1,208	\$543		
Transportation-Out of District Placements	\$125,612	\$309,997	\$184,385	\$142,797	\$167,200		
Travel-Director/Asst Director	\$1,500	\$1,500	\$0	\$805	\$695		
Tuition-Out of District Placements/Other Spec Ed Tuitions	\$910,754	\$905,279	(\$5,475)	\$542,218	\$363,061		
Totals for Special Education Expenditures:	\$2,679,739	\$2,955,515	\$275,776	\$1,584,695	\$1,280,097	\$16,090	\$74,633

Expenditures GRANTS/Medicaid Funds	Approved Budget (FY23)	Proposed Budget (FY24)	Increase (Decrease)	NEK Choice	Canaan
Salaries	\$195,215	\$407,693	\$212,478	\$36,396	\$371,297
Benefits	\$106,189	\$227,410	\$121,221	\$33,703	\$193,707
Contracted Services	\$80,532	\$96,177	\$15,645	\$22,373	\$73,804
Dues & Fees	\$3,500	\$3,500	\$0	\$595	\$2,905
Supplies	\$16,660	\$16,660	\$0	\$2,832	\$13,828
Transportation	\$6,000	\$6,000	\$0	\$1,020	\$4,980
Totals for Grant/Medicaid Expenditures:	\$408,096	\$757,440	\$349,344	\$96,920	\$660,520

Grand Total of All Expenditures:	\$4,163,216	\$4,929,291	\$766,075	\$2,037,523	\$2,801,045
---	--------------------	--------------------	------------------	--------------------	--------------------

Revenue Statement SUPERINTENDENT'S OFFICE/TRANSPORTATION	Revenue (FY23)	Estimated (FY24)	Increase (Decrease)	NEK Choice	Canaan
Transportation Aid Revenue from State	\$116,034	\$116,034	\$0	\$0	\$116,034
Interest	\$250	\$250	\$0	\$125	\$125
SU Assessments	\$455,024	\$563,567	\$108,543	\$285,971	\$277,597
Transportation Assessment	\$196,457	\$213,686	\$17,229		\$213,686
E-Rate Reimbursement	\$2,700	\$2,700	\$0	\$1,350	\$1,350
Prior Year Surplus	\$28,190	\$20,000	(\$8,190)	\$10,000	\$10,000
Total Superintendents Office/Transportation Revenue:	\$798,655	\$916,237	\$117,582	\$297,446	\$618,792

Revenue Statement NON SPECIAL ED SERVICES	Revenue (FY23)	Estimated (FY24)	Increase (Decrease)	NEK Choice	Canaan
Contracted Services-PD to ENSU	\$276,726	\$300,099	\$23,373	\$58,462	\$241,637
Total Non Special Ed Revenue:	\$276,726	\$300,099	\$23,373	\$58,462	\$241,637

Revenue Statement SPECIAL ED SERVICES	Revenue (FY23)	Estimated (FY24)	Increase (Decrease)	NEK Choice	Canaan	Ferdinand	SAU 7
EEE Assessment from District	\$10,793	\$11,276	\$483	\$5,091	\$6,185		
EEE Grant from State	\$25,000	\$33,622	\$8,622	\$10,841	\$22,781		
Special Ed Reimbursement from District	\$912,526	\$1,305,428	\$392,902	\$656,193	\$558,512	\$16,090	\$74,633
Mainstream Block Grant	\$926,081	\$0	(\$926,081)	\$0	\$0		
Census Block Grant	\$0	\$940,292	\$940,292	\$488,952	\$451,340		
Intensive Reimbursement from State	\$0	\$0	\$0	\$0	\$0		
Special Ed Extraordinary Reimbursement from State	\$674,339	\$528,617	(\$145,722)	\$333,916	\$194,702		
IDEA-B Grant Ages 3-21	\$127,000	\$132,080	\$5,080	\$88,494	\$43,586		
IDEA-B Preschool Grant	\$4,000	\$4,200	\$200	\$1,209	\$2,991		
Total Special Ed Revenue:	\$2,679,739	\$2,955,515	\$275,776	\$1,584,695	\$1,280,097	\$16,090	\$74,633

Revenue Statement Grants/Medicaid	Revenue (FY23)	Estimated (FY24)	Increase (Decrease)	NEK Choice	Canaan	Ferdinand	Stewartstown
ARP ESSER	\$0.00	\$320,452	\$320,452	\$14,929	\$305,523		
CFP Grants	\$358,073	\$366,956	\$8,883	\$62,382	\$304,574		
Medicaid Grant	\$50,023	\$70,032	\$20,009	\$19,609	\$50,423		
Total Grants/Medicaid Revenue:	\$408,096	\$757,440	\$349,344	\$96,920	\$660,520		

Grand Total All Revenues:	\$4,163,216	\$4,929,291	\$766,075	\$2,037,523	\$2,801,045	\$16,090	\$74,633
----------------------------------	--------------------	--------------------	------------------	--------------------	--------------------	-----------------	-----------------

Executive Committee Report

The NEKWMD finished 2022 by processing less recycling compared to 2021 – 2,579 tons in 2022 compared to 2,952 tons in 2021. While most commodities showed decreases of about 40 tons, compostable material lead the decline in commodities with a drop of 182 tons compared to 2021. Scrap metal and battery tonnages were nearly identical in 2021 and 2022. Recycling markets were very strong for nearly all of 2022, but took a dramatic drop in the last quarter.

The District ended 2022 with a surplus of \$5,604.53. Revenues in 2022 were 6.63% above projections, while expenses were 5.98% above projections. The District continued to benefit from the after affects of the pandemic through elevated commodity prices. Surcharge revenue was the primary driver for strong revenues in 2022. Some fees used to generate revenues will increase headed into 2023. The reintroduction of employer sponsored health insurance and an inflation rate of over 7% are the drivers of these increases in 2023. The per capita assessment will increase from \$0.84/person to \$1.06/person, and the surcharge will increase a dollar from \$24.99/ton to \$25.99/ton. Hauling fees and fees for tire management will remain unchanged in 2023.

There were no additions or subtractions to the District membership in 2022. We continue to serve the largest geographical area and largest number of towns (49) in the State. Our population served is 3rd in the state behind only the Chittenden Solid Waste District and the Central Vermont Solid Waste Management District.

The NEKWMD is entering 2022 with a proposed budget of \$846,615.50 – an increase of 4.6% compared to 2021.

The NEKWMD was staffed by nine full-time and two part-time employees in 2022. Each of the member Towns is entitled to representation by at least one Supervisor. The Board of Supervisors is the principal authority over the NEKWMD and the primary means of contact with the member towns. The Board of Supervisors meets monthly with the District's Executive Director to set the direction of NEKWMD policy.

Since the surcharge on trash is based on the amount of waste produced, members have a clear opportunity to control their waste management costs. Costs can decrease as waste generation rates decrease and recycling rates increase.

We would like to express our appreciation to our able staff for their continuing commitment to our mission. The 47,600 residents of 49 Towns throughout the Northeast Kingdom can be assured that the NEKWMD will continue to address their waste management concerns in a timely and environmentally sound fashion.

NEKWMD Executive Committee



Rubbish Removal

65 Brooklyn St

Groveton, NH 03582

Phone (603) 237-2056

Email: D4RubbishRemoval@gmail.com

Town of Bloomfield
PO Box 336
North Stratford, NH 03590-0336

To the Board of Selectmen and Residents of the Town of Bloomfield,

We provide the curbside trash and recycling pick up for the Town of Bloomfield.

Our time of pick up begins at 7:00 am each Thursday. Please have your trash/recyclables curbside by 7:00 am.

Our holiday schedule will be as follows:


Thursday, November 23rd Thanksgiving Holiday – trash/recyclables pickup will be on WEDNESDAY, November 22nd.

As always, there are a few regulations regarding your recycling. Your cardboard must be broke down flat. Also, please be sure that papers are bundled for recycling. All aluminum/tin, plastic, and glass containers need to be empty and clean. Currently, the recycling center accepts #1 and #2 plastics as well as glass, aluminum/tin, bundled papers, and cardboard. McDonald's/Dunkin cups, aluminum foil, styrofoam, clothing/shoes are a few of the things that are NOT recyclable. Please call us at (603) 237-2056 with any questions about rubbish removal or recycling.

We look forward to working with the Town of Bloomfield in 2023!

Sincerely,

Douglas Dano, D4 Rubbish Removal



D4

***Rubbish Removal
65 Brooklyn St
Groveton, NH 03582
(603) 237-2056
Email: D4RubbishRemoval@gmail.com***

Recycling Guidelines

Recyclable 🗑️	Not Recyclable
#1 Plastics (PETE #1)	Motor Oil Containers
#2 Plastics (HDPE #2)	Styrofoam
Steel, Tin, & Aluminum Cans	Propane cylinders
Cardboard – clean, dry, no plastic windows or tape, broke down flat	Any plastic with numbers above 2 (numbers are usually found on bottom of container)
All glass, porcelain, ceramics	Coat hangers
Newspapers & Magazines, Bundled	Cardboard milk/juice containers
Office Paper, Bundled	Dirty, wet cardboard
Hardcover books with cover removed	Loose Papers, Junk Mail
	ALL Plastic Toys
	Flip Flops
	Any and all plastic bags
	Plastic bottles containing liquid of any kind
	Aluminum Foil/Aluminum pie tins

Please call with any questions or for price of pickup of any materials not listed here and not included in weekly curbside pickup of household trash.

Connecticut River Joint Commission




Giving voice to New England's great river

New Hampshire – Connecticut River Valley Resource Commission

Vermont – Connecticut River Watershed Advisory Commission

The Connecticut River Joint Commissions (CRJC) is a bi-state organization dedicated to helping preserve the visual, ecological, and working landscape of the Connecticut River Valley while encouraging and maintaining economic viability throughout.

Guided by this mission, the CRJC strives to help guide proposed watershed activities by initiating, reviewing, and commenting on a wide variety of projects and regulatory proposals such as shoreland protection, energy issues and clean water initiatives. While the Vermont and New Hampshire Commissioners and the local representatives focus on independent activities, they are all united in a shared regard and reverence for the Connecticut River, the surrounding landscape, and the regional ecosystem. This spirit allows them to appreciate successes over the past century, and to identify and share efforts for responsible stewardship into the future. With its full commissions board and its five Local River Subcommittees (LRS), more than 60 volunteers regularly engaged in the CRJC mission during Fiscal Year 2022 (FY22) or July 1, 2021 through June 30, 2022.



Ashley Ferry Boat Landing, Claremont, NH, 2022.

Commissioners work of FY22 was informed by the CRJC's longstanding Connecticut River Corridor Management Plan, its current 2020-2025 Strategic Plan, and 30 years of experience. Commissioners prioritized a full review of organizational functioning, as well as advance bi-state interaction, especially on water quality. During FY22 the CRJC Commissioners specifically engaged in the following activities through research and proactive engagement of local and state stakeholders from both states:

- Water quality conditions and data gaps of the Connecticut River
- FERC hydro-power dam relicensing for the Vernon, Bellows Falls, and Wilder stations
- Climate migration in the Connecticut River Valley
- Series of virtual expert presentations on watershed management topics for CRJC Commissioners, local representatives, and the public
- Public meeting laws that support CRJC functioning as a bi-state organization that convenes representatives from 53 riverfront communities

Connecticut River Joint Commission





Giving voice to New England's great river

New Hampshire – Connecticut River Valley Resource Commission

Vermont – Connecticut River Watershed Advisory Commission

We are pleased that both Vermont and New Hampshire have again agreed to fund and sustain the CRJC as we move forward on this array of projects. State funding allows the CRJC to consistently serve communities of the Valley. The CRJC continues to value connection, advocacy, and mutual support, and is dedicated to elevating collective efforts and collaborating with partners. The CRJC acknowledges the funding assistance of the New Hampshire Charitable Foundation and the Vermont LaRosa Partnership to advance water quality monitoring in the Connecticut River during the 2021 and 2022 seasons.



In the coming year, the CRJC will:

- Continue to make improvements to CRJC communications to be accessible and informative
- Convene bi-state staff and stakeholders to discuss collaborative management of the Valley around topics such as local business, local government, agriculture, riverfront landowners, recreation, and conservation
- Advance activities on water quality priorities with state partners and each LRS
- Convene stakeholders to gather input for the Tactical Basin Plans in Vermont
- Produce a New Hampshire Biennial LRS report

The following individuals comprised the Executive Committee of the Joint Commissions for FY22: Steve Lembke, President (VT); Jennifer Griffin, Vice President (NH); Ted Cooley, Secretary (NH); Jason Rasmussen, Treasurer (VT); Ken Hastings (NH); and Marie Caduto (VT).

Connecticut River Joint Commission



Giving voice to New England's great river

New Hampshire – Connecticut River Valley Resource Commission

Vermont – Connecticut River Watershed Advisory Commission

If you would like more information on any of our projects, or if you are interested in assisting us, please e-mail us at info@crjc.org. For general information on the CRJC see <https://www.crjc.org/>

Headwaters Local River Subcommittee

of the Connecticut River Joint Commissions



New Hampshire – Pittsburg, Clarksville, Stewartstown, Colebrook, Columbia, Stratford, Northumberland
Vermont – Canaan (Beecher Falls), Lemington, Bloomfield, Brunswick, Maidstone

Connecticut River – Headwaters Local River Subcommittee – Annual Report 2022

The Headwaters Subcommittee of the Connecticut River Joint Commissions (CRJC) meets quarterly and consists of up to two volunteers nominated by riverfront municipalities, with allowance for alternates. Throughout 2022, the Subcommittee has maintained a hybrid meeting format where a quorum of participating municipalities is required to be present in person. Current members of Vermont are Tom Caron from Canaan, with openings in Lemington, Bloomfield, Brunswick, and Maidstone. Current members of New Hampshire are Kevin McKinnon from Colebrook, Kenneth Hastings from Columbia, Ed Mellett and Dale Covey from Northumberland, Clayton Macdonald from Stratford, and openings in Pittsburg, Clarksville, and Stewartstown. Those with only one representative have an opening for a second volunteer. During 2022, Ed Mellett served as chair. Meetings and events are open to the public.

Headwaters is one of the five subcommittees a part of the CRJC since 1989. The Subcommittees provide a local voice to help steward the resources on or affecting the Connecticut River, particularly on topics related to the maintenance of good water quality and wildlife habitat. Specific responsibilities include providing feedback on river-related topics to NH Department of Environmental Services, VT Agency of Natural Resources, and municipalities. Feedback covers comments on proposed permits and plans, and maintaining a bi-state corridor management plan.

During 2022, Headwaters engaged on several issues. Permits that were reviewed include those for residential development, pesticide use, emergency railroad maintenance over Cone Brook, and transmission line maintenance. Headwaters is also following repairs at the 2nd Connecticut Lake dam, Wyoming dam removal, and wild

Headwaters supported outreach and speaker series (see www.crjc.org/river) on recreation economy, stormwater retrofits, human & beaver dams. Further, Headwaters is working along the Connecticut River.

In 2023, Headwaters will continue their activities in management, outreach, and learning for the Connecticut River.

Headwaters welcomes local participation in permit reviews, educational events, watershed

planning, and water quality monitoring. If you are interested to learn more, please contact us at info@crjc.org.



Connecticut River Joint Commission



Giving voice to New England's great river

New Hampshire – Connecticut River Valley Resource Commission

Vermont – Connecticut River Watershed Advisory Commission

The Connecticut River Joint Commissions (CRJC) is a bi-state organization dedicated to helping preserve the visual, ecological, and working landscape of the Connecticut River Valley while encouraging and maintaining economic viability throughout.

With its full commissions board and its five Local River Subcommittees (LRS), more than 60 volunteers regularly engaged in the CRJC mission during Fiscal Year 2022 (FY22) or July 1, 2021 through June 30, 2022. We are pleased that both Vermont and New Hampshire have again agreed to fund and sustain the CRJC. The CRJC acknowledges the funding assistance of the New Hampshire Charitable Foundation and the Vermont LaRosa Partnership to advance the year's water quality monitoring by CRJC.

During FY22 the CRJC Commissioners specifically engaged in the following activities through research and proactive engagement of local and state stakeholders from both states:

- Bi-state interaction on water quality conditions and data gaps of the Connecticut River
- FERC hydro-power dam relicensing for the Vernon, Bellows Falls, and Wilder stations
- Climate migration in the Connecticut River Valley
- Series of virtual expert presentations on watershed management topics
- Public meeting laws that support CRJC functioning

In the coming year, the CRJC will:

- Continue to make improvements to CRJC communications to be accessible and informative
- Convene bi-state staff and stakeholders to discuss collaborative management of the Valley
- Advance activities on water quality priorities with state partners and each LRS
- Convene stakeholders to gather input for the Tactical Basin Plans in Vermont
- Produce a New Hampshire Biennial LRS report

If you would like more information on any of our projects, or if you are interested in assisting us, please e-mail us at info@crjc.org. For general information on the CRJC see <https://www.crjc.org/>

AUDITOR'S REPORT

We the undersigned duly elected Auditors of Bloomfield, Vermont do hereby certify that we have examined the books of the Town Treasurer, Current/Delinquent Tax Collector, Sharon Belknap. The books include the Town, Water Department, Cemetery and Old Town Hall.

We further certify that we have examined the Miscellaneous, Highway, Water, Cemetery and Old Town Hall accounts receipts and expenditures.

In our opinion, all receipts have been accounted for and all disbursements supported by Selectmen's orders and checks and we believe them to be correct.

AUDITORS OF BLOOMFIELD on January 28, 2023

Steve Bunnell

Mary J Berdick

B. R. R. R.