

Sharon Town Report 2020



Fiscal Year 2020
Town and School Reports

Proposed F22 Budgets

Town & School May 8, 2021 Annual Meeting
Australian Ballot Voting Information

SELECTBOARD STATEMENT

Professional Independent Auditors Mudgett Jennett & Krogh-Wisner PC, CPA have completed an audit of the Town's financial records for the period July 1, 2019 through June 30, 2020. Copies of the complete FY2020 Town Audit Report are available at the Town Office. The report is also available as a download from the Town's website <https://sharonvt.net>.

2020 Financial reports submitted by non-profit organizations have not been audited by the Town.

Thank you to all volunteers, staff, and town and school district officials for all the work you have done to prepare your reports in order to comply with the deadlines for warning both school and town Australian ballot voting on May 8, 2021.

Respectfully submitted,

Sharon Selectboard

Joe Ronan, Chair

Kevin Gish, Vice-Chair

Mary Gavin, Clerk

In Memoriam
For service to their community

Brad Atwood
former Selectmen

Emma Rikert
former Trustee of Public Funds

Front Cover Photo Credit – Duane Wheeler, Sharon, VT

TABLE OF CONTENTS


	Page
TOWN REPORTS	
Inside Cover - Statement of Audit & In Memoriam.....	<i>i</i>
Table of Contents.....	<i>ii-iii</i>
Tribute to Debra St. Peter.....	1
Town Meeting News & Candidates Filed for 2021.....	2
Annual Town Meeting Warning 2021.....	4
Annual Town Meeting Minutes 2020.....	6
Elected Officials & Town Officers Serving in 2020-21.....	14
Selectboard Report 2020-21.....	17
Municipal Comparative Budget & Tax Summary.....	22
Proposed FY22 Expenditures - General & Highway Operations - Chart.....	23
Proposed FY22 General & Highway Fund Budgets & Notes	24
Capital Budgets - Highway.....	32
Balance Sheets - General Fund & Highway Operating Funds.....	34
Fixed Assets, Long-Term Debt Balance Sheets; VMERS Pension Liability.....	35
Special Revenue Fund Balances 6/30/20.....	36
Baxter Library Report, Budget & Financials.....	37
Chester Downer Fund Report & Financials.....	41
Balance Sheets - Govenmental Funds.....	43
Combined Statement of Revenues & Expenses - Other Gov't Funds.....	44
Old School House Fund Reports.....	45
Recreation Fund Report & Proposed FY22 Budget.....	46
Reports of Trustees of Public Funds.....	47
REPORTS FROM ELECTED OFFICIALS, BOARDS, COMMISSIONS	
Town Clerk Note of Thanks.....	48
Town Clerk Report (Vital Statistics - births/deaths).....	49
Dog & Wolf Hybrid License Information.....	51
VT Spay Neuter Incentive Program (VSNIP).....	52
Delinquent Tax Collector Reports.....	53
Listers Report 2020.....	55
Sharon Grand List December 31, 2020	57
2020 Real Estate Sales in Sharon Report.....	58
Conservation Commission & Green Up Report 2020.....	59
Energy Committee Reports 2020.....	60
Planning Commission & Development Review Board Reports 2020.....	62
Recreation Committee Report 2020.....	64
COMMUNITY ORGANIZATION REPORTS	
Ashley Community Forest & Alliance for Vermont Communities.....	66
Central VT Council on Aging and EC Fiber.....	67
Clara Martin Center.....	68
Greater Upper Valley Solid Waste District Report & Budget.....	70

Green Mountain Economic Development Corporation.....	72
Green Up Vermont 2020.....	73
Hartford EMS Dispatch Center.....	74
Health Care & Rehabilitation Services.....	75
HIV/HCV Resource Center.....	76
Pine Hill Cemetery Association.....	77
Safeline, Inc.....	78
Sharon Fire Dept., Incident Command, SFA Reports & Budget.....	79
Sharon Health Initiative Report & Budget 2020-2021.....	84
Sharon Historical Society Annual Report & Financials.....	85
Sharon Old Home Day Association.....	87
South Royalton Area Senior Citizens Center Reports.....	88
South Royalton Rescue Report & Proposed FY22 Budget.....	90
The Sharon Academy 2020 Report.....	93
The Sprouty 2020.....	94
Tri-Valley Transit (formerly Stagecoach) 2020 Report.....	95
Two Rivers Ottauquechee Regional Planning Commission.....	97
Vermont Association for the Blind & Visually Impaired.....	98
Vermont Association of Conservation Districts & Rural Protection Task Force.....	99
Vermont League of Cities & Towns.....	102
Visiting Nurse & Hospice VT NH.....	103
White River Partnership 2020 Report.....	104
Windsor County Mentors.....	105

SHARON SCHOOL DISTRICT & WHITE RIVER SU REPORTS

Sharon School District Annual Meeting Warning 2020	108
Sharon School District Notice of Australian Ballot Information Meetings.....	109
Sharon PTO Report.....	111
Sharon School Directors Report.....	112
Sharon School District Annual Meeting Minutes 2020.....	113
Sharon Elementary School Principal's Annual Report.....	115
Three-Year Prior Spending Reports FY19-FY21.....	121
Sharon School District Proposed FY2022 Budgets & Notes.....	112
State Education Tax Calculation Formula FY22.....	132
Sharon School District Audit Fund Balance Report-Major Funds.....	133
One Planet Afterschool Program Annual Report 2020-21.....	134
White River Valley SU Superintendent's Report 2020-21.....	136
White River Valley SU Proposed FY21-22 Expense Budget.....	138
WRVSU Business Manager's Report re: Sharon Elementary School Budget.....	143
WRVSU Member Assessment Allocation.....	145
WRVSU Special Education Budget & Member Town Assessments.....	147
VT Agency of Education "Average Announced Tuition" Report.....	152
Back Inside Cover - Help Names and Phone Numbers.....	xx

Tribute




This year we pay tribute to our Town Clerk of 15 years, Debra St. Peter, who is retiring.

There are myriad reasons why many of us ended up in her office over these years – be it to transact official or sometimes unofficial business. No matter what mission brought us there, we left better off than when we arrived and after having benefitted from that radiant smile and a quick laugh over *something*.

Along with a multitude of duties to perform as required by Vermont law, it seems the Town Clerk is expected to know everything about town business and to be able to address a wide range of complaints. Added to these expectations of the general public is the mandate by state law that Town Clerks preside over elections. This may have been an enjoyable experience over the years in a town with great election workers and supportive

residents. Yet - who could have imagined 2020-2021? Who could have imagined having to oversee the primary in August, the national election in November, and delayed town and school local elections - all under pandemic conditions and in accordance with a host of temporary amendments to election laws that had to be delved into and understood!

Debbie, we thank you for being a tireless steward of the vault and our most vulnerable and historic records. You have helped preserve over 100 land record volumes. While honoring our past, you have also brought the land records into the digital age. We thank you for carrying out your official duties with humor, resourcefulness, and diligence. We have appreciated your concern about residents' well-being. In 2006 you joined us at Land Records Book 76 Pages 208-209 and you will be leaving us at Book 106! That is a lot of recorded history. We are so glad you are staying close by, so that in your well-deserved retirement you will continue to make history with us in a less formal fashion as community member, friend, neighbor, and former colleague. It is with pride and gratitude that we dedicate this 2020 Annual Town Report to you.



MAY 8, 2021
Town Meeting Information

Candidates Filed for Office 2021

Town Moderator for 1 year termGalen E. Mudgett, Jr.
Town Clerk for 3 year termCatherine Sartor
Collector of Delinquent Taxes for 1 year term..... Ken Wright
Selectboard for 3 year term Mary Gavin
Lister for 3 year term.....Galen E. Mudgett, Jr.
Trustee of Public Funds for a 3 year term.....Phyllis Potter
Trustee of Public Funds for 1 year remaining in a 3 year term ...Mary Ayer
Trustee of Baxter Library for 3 year term Kit Hood
Trustee of Chester Downer Fund for 3 year term Jim Kearns

What is new about Town Meeting 2021?

The Selectboard (and School Board) voted to move all annual meeting business to Australian ballot. There will be NO in-person floor meetings.

Do I have to request an absentee ballot for early voting?

No. The Selectboard has voted to authorize the Town Clerk to mail Australian ballots to all registered voters. Please watch your mail in mid-April! *(The ballot will also include Annual School Meeting articles.)*

Do I have to vote by mail or can I vote in-person?

Polls are required to be open for in-person voting, despite the move to Australian ballot. Yes you may still vote in-person. However, the Selectboard strongly encourages voting by mail in order to minimize person-to-person contact. COVID19 protocols will be in place at the polling location.

How do I return my ballot?

You will be able to return your ballot via mail. (You will have to pay for this postage). Or you may deposit your ballot in the BALLOT BOX located behind the Town Offices (15 School Street) prior to 7PM on May 8, 2021. Or you may hand-deliver your ballot to an election official at the polling place between the hours of 10AM and 7PM.

Where do I go to vote in-person?

The May 8, 2021 polling location is Sharon Town Offices, 15 School Street. Polls will open at 10AM and close at 7PM, pursuant to recent action of the Board of Civil Authority.

How can voters discuss Articles to be voted on?

The Selectboard will host an Australian ballot informational meeting at 6:30PM, Monday, May 3, 2021. This meeting will be held via ZOOM. This is the only opportunity to DISCUSS ballot articles as a community.

How can I access the Zoom meeting?

By telephone: dial 1-929-436-2866. When prompted enter meeting ID: 970 4463 3350 and follow additional prompts.

To attend online: go to www.Zoom.us Meeting ID: 970 4463 3350 Passcode: 536485. If you prefer a direct link to the meeting will be available on the town website <https://sharonvt.us> homepage under “upcoming meetings – AB Informational Meeting”. Click on agenda then zoom link.

The Zoom meeting announcement and agenda will be posted physically and electronically by April 19th. Zoom meeting information will be published on the Sharon listserv, town website at <https://sharonvt.net>, Sharon Community Facebook, Town Clerk’s Office (outside door), Sharon Post Office, and Midway Station bulletin board. You may also request a zoom invitation by emailing selectboard@sharonvt.net.

Who can answer questions about voting?

Town Clerk Debbie St. Peter is available to answer questions regarding voter registration and voting. 802-763-8268 x 1 7AM – Noon Mon. – Thurs. clerk@sharonvt.net. Available by appointment as well.

Town of Sharon Annual Town Meeting Warning MAY 8, 2021

The legal voters of the Town of Sharon, Vermont are hereby NOTIFIED and WARNED that an Australian Ballot Informational Meeting pursuant to 17 V.S.A. § 2680(g)(1) and Section 6 of Act 92 (2020) will be held remotely via audio/video conferencing, on Monday, May 3, 2021 at 6:30PM for the purpose of discussing articles to be voted on by Australian ballot. The official warning for this Australian Ballot Informational Meeting shall be posted in accordance with law by April 19, 2021, and this official warning will include information about how to access the remote meeting electronically.

The legal voters of the Town of Sharon are hereby NOTIFIED and WARNED to VOTE in accordance with Act 162 (2020) and Act 1 (2021), BY AUSTRALIAN BALLOT at the Sharon Town Offices, 15 School Street, Sharon, VT 05065 on May 8, 2021 between the hours of 10:00 o'clock AM (when the polls will open) and 7:00 o'clock PM (when the polls will close) and thereby act on the following matters:

- Article 1. To elect the following Town Officers:
Town Moderator for 1 year term
Town Clerk for a 3 year term
Collector of Delinquent Taxes for 1 year term
Selectboard for 3 year term
Lister for 3 year term
1st Constable for a 1 year term
Trustee of Public Funds – 3 year term
Trustee of Public Funds – 1 year remaining in 3 year term
Trustee of Baxter Library – 3 year term
Trustee of Chester Downer Fund – 3 year term
- Article 2. Shall the voters of the Town of Sharon appropriate the amount of **\$1,688,743** for necessary Town expenses, including highways, of which **\$1,266,569** shall be raised by property taxes?
- Article 3. Shall the voters of the Town of Sharon authorize the Town Treasurer to collect General Fund, Highway Fund, and School District current taxes on real and personal estate?
- Article 4. Shall the voters of the Town of Sharon authorize payment of real and personal property taxes in two (2) installments for the fiscal year beginning July 1, 2021 through June 30, 2022 the first being on or before **Wednesday, September 15, 2021** and the second being on or before **Wednesday, February 16, 2022**?
- Article 5. Shall the voters of the Town of Sharon vote that overdue taxes shall bear an interest rate of one percent (1%) per month or part thereof for each installment

until paid in full, and a late fee of eight percent (8%) following any delinquency after the second installment due date?

Article 6. Shall the voters direct the Sharon Selectboard to acquire from the Alliance for Vermont Communities approximately 149.7 acres of land (Sharon land parcel number R1758S2), contingent upon the Selectboard's subsequent agreement:

- on the terms of a conservation easement for the property;
- on the terms of an agreement for the acquisition of the property; and
- on other terms relating to future management of the property with the Town of Strafford (owner of an adjacent land parcel in Strafford), the Alliance of Vermont Communities, and the Vermont Land Trust and the Vermont Housing and Conservation Board?

Voters of the Town of Sharon will vote at the Sharon Town Offices, 15 School Street, Sharon, VT. The polls will open Saturday, May 8, 2021 at 10:00AM and close at 7:00PM. Voters are reminded that all mail in ballots must be dropped off, received by mail, or deposited in the ballot drop box at the Town Offices before the close of the polls at 7:00PM.

The legal voters of the Town of Sharon are further notified that voter qualifications and registration relative to said meeting shall be as provided in Section 706(7) of Title 16, and Chapters 43, 51 and 55 of Title 17, Vermont Statutes Annotated.

Dated at Sharon, Vermont this 31st day of March, 2021.

By the Sharon Board of Selectmen

/s/ Joseph Ronan
Joe Ronan

/s/ Kevin Gish
Kevin Gish

/s/ Mary Gavin
Mary Gavin

Received for record before being posted this 1st day of April, 2021 at 9:00 am

Attest: /s/ Debra R. DePaul, Town Clerk

Town of Sharon
Annual Town Meeting Minutes
Tuesday, March 3, 2020
(approved 4/14/20 by Selectboard)

Town Moderator Galen Mudgett convened Town Meeting at 9:00AM as warned then led the Pledge of Allegiance.

The Moderator read Article 1:

Article 1. To elect the following Town Officials by Australian Ballot:
Town Moderator for 1 year term
Collector of Delinquent Taxes for 1 year term
First Constable for 1 year term
Lister for 3 year term
Selectmen for 3 year term

The Moderator noted voting would continue on Australian Ballot articles throughout the day and until 7:00PM.

The Moderator read Article 2:

Article 2. To elect the following Town Officers:
Town Grand Juror – 1 year term
Agent to Prosecute and Defend Suits – 1 year term
Trustee of Public Funds – 3 year term
Trustee of Baxter Library – 3 year term
Trustee of Baxter Library – 3 year term
Trustee of Downer Fund – 3 year term

Election of a Grand Juror for a Term of One (1) year: Currently serving Pam Brackett. Martha Fisk moved to nominate Pam Brackett. The nomination was seconded by Margaret Raymond. Jason Flint made the motion that the Clerk should cast one ballot for Pam Brackett. Rebecca Owens seconded. **The motion to elect Pam Brackett carried on a voice vote.**

The Moderator then suspended business and yielded the floor in order for the voters to hear the **reports of Representatives Jim Masland and Tim Briglin**. Jim Masland reported on activities of the House Ways & Means Committee. The Committee has been focusing on overhauling the Renter's Rebate Program, revising the corporate tax structure to encourage businesses to conduct business in the State of Vermont even if domiciled elsewhere. He provided an update on the status of the family leave bill, now that the vote to override the Governor's bill has failed.

Tim Briglin reported on the work of the House Energy & Technology Committee. The Committee has been almost entirely focused on a Climate Resolutions Act. The first portion of the bill addresses accountability for the State's actions to address climate change, enhance

community preparedness or ‘resiliency’, conversion to a post-fossil fuel-based economy, and preparations needed to confront much tougher weather conditions. The second half of the legislation will address renewable energy goals. Tim Briglin also praised Community Nursing Programs at work in Sharon and Thetford. Norwich hopes to follow suit.

Dana Colson inquired about the status of the Act 250 overhaul bill, noting the Legislature’s apparent recent disinterest in further public input. Jim Masland indicated he thought it was time for action on the bill. The bill is now before the Senate. The bill passed by the House will not expand Act 250 jurisdiction to projects between 2,000 to 2,500 feet. Tim Briglin indicated he has heard a negative response concerning centralizing portions of Act 250 review.

Carol Flint inquired why there was a delay in the EC Fiber build-out. Tim Briglin indicated EC Fiber has come up against a very challenging administrative process be completed prior to attaching conduit to poles. He has been encouraging the Public Utility Commission to ease the administrative process.

Jill Wilcox thanked Representatives Jim Masland and Tim Briglin for their work on climate change. She stated concern regarding the lack of funding in current legislation and asked if either representative favored Senator Polina’s proposed ‘Green New Deal’? Jim Masland reported the bill has not yet reached the House Ways & Means Committee, but that there is a drawback with the proposed funding source – a tax on wealthy taxpayers. The Trump tax cuts are slated to expire within a year and a half. Vermont has very few wealthy taxpayers. This is problematic for Senator Polina’s approach. He spoke about the need for the Governor to introduce a ‘fees’ bill. The Governor has failed to do so in three years. Fees help fund important portions of State government. The VT Agency of Natural Resources is very cash-strapped and lacks staff. Tim Briglin spoke of his alliance with Governor Scott’s support for a regional consortium to evaluate and advocate for energy efficiencies to be found in transportation systems.

John Sears inquired whether recent increases in the Vermont income tax rate was a good idea. Tim Briglin indicated the Legislature is very concerned about ‘tax migration’ – i.e. Vermont residents moving to Florida and States are fiercely competitive with regards to tax rates. He indicated he would post a more detailed response online concerning Vermont’s progressive tax structure and improvements to be considered.

The Moderator thanked both Representatives for their reports, and the floor was yielded back to the voters after a round of applause.

Consideration of Article 2 continued:

Election of Agent to Prosecute and Defend Suits for a Term of One (1) Year: George Ostler currently serving. Bob Ferguson nominated George Ostler. The nomination was seconded by Jason Flint. Carol Flint made the motion that the Clerk cast one ballot in favor of George Ostler. Rebecca Owens seconded the motion. **The motion to elect George Ostler passed on a voice vote.**

Election of Trustee of Public Funds for a Three (3) Year Term: Martha Fisk currently serving. Tray Fisk nominated Martha Fisk. Mary Gavin seconded. A motion was made for the Clerk to cast one ballot in favor of the nomination. **The motion to elect Martha Fisk was seconded and passed on a voice vote.**

Election of Baxter Library Trustee for a Three Year Term: Carole Bando nominated Emma Bascham. Mary Stoddard seconded the nomination. Mary Gavin made the motion for the Clerk to cast one ballot in favor of the nomination. **The motion to elect Emma Bascham was seconded and passed by voice vote.**

Election of Baxter Library Trustee for a Three Year Term: Carole Bando nominated Marian Weatherbee. Mary Stoddard seconded the nomination. Mary Gavin made the motion that the Clerk cast one ballot in favor of the nomination. **The motion to elect Marian Weatherbee was seconded and passed unanimously on a voice vote.**

Election of Trustee of the Downer Fund for a Three Year Term: Martha Fisk currently serving. Bob Ferguson moved to nominate Martha Fisk. The motion was seconded. Jason Flint moved the Clerk cast one ballot in favor of the nomination. Mary Gavin seconded. **The motion to elect Marth Fisk carried on a voice vote.**

The Moderator read Article 3: To receive the reports of Town Officers.

Bob Ferguson moved the article, and the motion was seconded. Selectboard Chair Joe Ronan provided introductory remarks and thanks to local officials and town employees. He noted the continued existence of the GoFundMe campaign in support of the Armstrong family. David Armstrong was a member of the Sharon road crew who passed last fall. Joe Ronan asked for a moment of silence in recognition of David.

The Selectboard Chair recognized Mona Foster, who is stepping down as Delinquent Tax Collector. Mona Foster has served the community in many ways including as Library Trustee, and assistant town clerk and town treasurer. She has been re-elected annually as Delinquent Tax Collector since 2006.

Joe Ronan commented on the Selectboard's efforts to track news regarding the spread of the coronavirus. He reported the Selectboard would post announcements to the Town's website, but noted the lead agency coordinating response to this developing situation is the VT Department of Health. He encouraged voters to utilize proper handwashing and to self-isolate if infected.

Joe Ronan summarized highlights of the Selectboard's report found in the Town Report on p.15. Kevin Gish reported on the 4-town community visioning initiative during Spring 2019. 4 subcommittees continue to meet. He also encouraged voters to participate in many of the recreational opportunities available in the community.

The Moderator read aloud Article 4: Shall the Town appropriate \$5,950.17 for a Regional Energy Coordinator, the amount of which shall be raised by property taxes?

Mary Gavin made the motion to move the article. Michael Barsanti seconded the motion.

Ryan Haac, Chair of Sharon Energy Committee, indicated this article is to create a full-time professional position to be accountable to several surrounding towns. The Towns of Thetford and Woodstock have approved their appropriations, which total more than 50% of the cost of the position. Sharon's contribution is the smallest. The position is generally charged with looking at how we can reduce emissions town-wide and how we spend money on energy. What is it costing us to purchase energy? The position is an investment in the future. The Town of Hartford has a similar position in-house, which has paid for itself. The hope is that eventually the State would take over the position.

Jim Rooney asked if the Selectboard felt the need for the equivalent of a \$115,000/year job. Folks have a general idea already of where we need to focus to save money and become more energy-efficient. How would this person be accountable?

Ryan Haac explained a Selectboard member from the Town of Thetford was instrumental in bringing forth this proposal. The position, if created, would take on much of the work currently done by the Sharon Energy Committee, whose membership has dwindled to 3 people. This is only a one-year commitment. The position will be accountable to Selectboards and existing Energy Committees.

Joe Ronan spoke in favor of the position and evaluating its performance at the end of one year. Ryan Haac further explained that if not all towns approved their appropriations, the towns would have to figure out if the position is to be less than full-time and by how much. Kevin Gish noted that if the Norwich appropriation did not pass, the whole proposal may have to be reconsidered. Jill Wilcox spoke in favor of approving the article, citing how complex the subject matter is. The position would work with schools and businesses within the towns.

Mary Stoddard inquired about the qualifications for the position. Ryan Haac replied he suspects a science or engineering background will be required. The Town of Hartford could assist with developing the job description. Herb Hohl spoke about his reservations for approving a 6-figure salary without a job description. Ryan Haac explained the projected \$115,000 is inclusive of all overhead for the position.

Bob Ferguson spoke in favor of the concept of the position, noting this is a relatively low-cost investment. But he is concerned about how the Town of Sharon will get its fair share of services. Dana Colson pointed out that at the School meeting monies for insulation in the elementary school were approved, and therefore the position is not needed.

Ryan Haac explained the current proposal is to have the position located in the Two Rivers Regional Planning Commission offices. Dan Deneen noted that 'savings' can be measured in many ways. He wonders if the Town of Hartford has measured its savings in dollars and cents. He also cautioned that once positions are established, they are likely to remain in place. Ashley Denk also noted concerns about the accountability of the position. Keith Lyman, Sr. expressed uncertainty about the need for the position and also asked about what the 'savings' would be.

Ryan Haac responded that the Town of Sharon will get back at least what it contributes monetarily. But the Town has to be ‘engaged’ with and demand the attention of the person in the position. He further stated he cannot guarantee the return on investment of the position. But if the position is created, it would make Sharon Energy Committee much more effective.

Herb Hohl made the motion to cease debate. Ryan Haac seconded the motion. The Moderator announced a 2/3 majority vote is needed to approve a motion to cease debate. The vote was conducted by a show of voter cards. **The motion to cease debate was passed. Article 4 passed on a voice vote.**

The Moderator read aloud Article 5: Shall the voters of the Town of Sharon appropriate the amount of \$1,656,197 for necessary Town expenses, including highways, of which \$1,260,619 shall be raised by property taxes, and to authorize the Selectboard to set a tax rate sufficient to provide the same?

Selectmen Mary Gavin presented budget highlights, noting increases in both the general fund and highway budgets. One cost driver for the general fund is a health insurance premium increase of 12%, which the town and employees will cost share 75%/25%. The Selectboard has approved addition of life and disability benefits for employees, at a low cost of approximately \$2,000 per year. The budget also reflects employee compensation increases in order for the Town to be competitive in the labor market. Unemployment is very low.

The general fund budget also includes increased spending on cyber security and building maintenance and repair, which is necessary to address drainage issues on the Baxter Library parcel. \$21,000 of the general fund Fund Balance will be relied upon to balance the budget. The Board has recommended this approach in order to avoid a larger tax increase.

The highway budget ran over approximately \$7600, primarily due to use of salt and sand during last year’s difficult winter. \$15,000 of the highway fund Fund Balance is being relied upon to balance the budget. More overtime has been budgeted due to address the wintry mix which comprises so much of winter precipitation. The crew will be hauling sand this year. The Board is recommending a \$5,000 increase in set asides to both the highway infrastructure and equipment reserve funds. The one-ton truck is being replaced this year and is due for delivery in April.

The Selectboard has awarded the bid for 2020 paving to Pike Industries. Bids were higher than projected and higher than the engineer’s estimate. The true cost of the project will not be known until completion and actual quantities are in place. Mike Clark noted Pike’s bid appears to be 26% or approximately \$300,000 over the amount bonded. Mr. Clark asked if the Selectboard has considered changes in the scope of the project. Finance Manager Deb Jones said yes they had, but ultimately as options were considered it appeared that pavement longevity was being sacrificed. Joe Ronan invited Mr. Clark to make suggestions about modifying work. Mike Clark inquired whether the Board had considered foregoing reclaiming Fay Brook Road and just digging asphalt. Board members reported yes, they had looked at this option. Mary Gavin reported she imagines the joint bid with Pomfret has realized some savings.

Bob Ferguson expressed disappointment in the amount of crack sealing the Town has done. River Road already has many cracks. He inquired about expenditures proposed for crack sealing in the upcoming year. Deb Jones indicated an approximate \$27,000 budget is available from two sources of funds – the operating budget and reserves. Frank Rogers announced intention to crack seal River Road this summer.

The Moderator noted Article 5 needs to be amended to include the \$5,950.17 budget increase approved in Article 4.

Brad Atwood moved to amend Article 5 to change the amount of expenditures to \$1,662,147.17 and to change the amount to be raised in property taxes to \$1,266,569.17. The motion to amend Article 5 was seconded. The motion to amend Article 5 passed on a voice vote.

The Moderator read aloud Article 6: Shall the voters of the Town of Sharon authorize the Town Treasurer to collect General Fund, Highway Fund, and School District taxes on real and personal estate in two (2) installments for the fiscal year beginning July 1, 2020 through June 30, 2021 the first being on or before Wednesday, September 16, 2020 and the second being on or before Wednesday, February 10, 2021, with interest of one percent (1%) per month or part thereof for the first three months and one and one-half percent (1.5%) thereafter for each installment until paid in full, and a late fee of eight percent (8%) following any delinquency after the second installment due date.

Kevin Gish moved the article. Michael Barsanti seconded. **The motion passed on a voice vote and Article 6 was approved.**

The Moderator read aloud Article 7: Shall the registered voters of the Town of Sharon approve the following resolution:

WHEREAS extreme and erratic temperatures, increasingly severe storms, a rise in tick-borne diseases, and threats to farmers and maple sugar makers clearly demonstrate that climate change is one of the most urgent problems facing our state, nation, and the world, and WHEREAS Tropical Storm Irene caused widespread damage in the Town of Sharon, including the destruction of the fire station, damage to homes and businesses along Routes 14 and 132, and extensive road and culvert failures;

and WHEREAS the State of Vermont has a goal in the Comprehensive Energy Plan to achieve 90% of its energy from renewable sources by 2050, yet continues to make insufficient progress towards achieving that goal; and WHEREAS the Town of Sharon voted on Town Meeting day 2018 to urge the State of Vermont to:

- A. Halt any new or expanded fossil fuel infrastructure, including but not limited to energy pipelines;**
- B. Firmly commit to at least 90% renewable energy for all people in Vermont, with firm interim deadlines; and,**

- C. Ensure that the transition to renewable energy is fair and equitable for all residents, with no harm to marginalized groups or rural communities.**

Now, therefore, be it resolved:

- 1. The undersigned voters of the Town of Sharon urge the State of Vermont to:**
 - a. Commit to 100% renewable energy for all new infrastructure and energy uses by 2030 within Vermont with firm interim milestones.**
 - b. Ensure that the transition to renewable energy is fair and equitable for all residents, with no harm to marginalized groups or rural communities.**
- 2. The undersigned voters of the Town of Sharon urge the town and its officials to do its part to meet these recommendations and those within the town plan by committing to efforts including:**
 - a. Continuing the work to weatherize town buildings, schools, and educate commercial and residential property owners of the benefits of weatherization.**
 - b. Committing to other initiatives that improve residents' quality of life while helping conserve current resources and reduce overall energy use.**
 - c. Enlisting state support to install solar power on town and school properties.**
 - d. Educating landowners and farmers on ways to implement best practices that build healthy soil to increase carbon storage, cool the planet and mitigate flooding and drought.**
 - e. Supporting the recommendations from town commissions and committees relating to climate mitigation and work to establish a vibrant Community Resilience Organization.**
 - f. Committing to integrating the need to act urgently on climate into all future decision-making, while incorporating transitions that are just and equitable and to working toward a goal of net zero greenhouse gas emissions in Sharon by 2030.**

Should this article pass, a letter shall be sent from the Town of Sharon to our State Representatives and Senators, the Speaker of the Vermont House, the President Pro Tempore of the Vermont Senate, and the Governor.

Jill Wilcox moved the article. Mary Gavin seconded the motion. Mary Stoddard asked for clarification of a provision in the article, which Mary Gavin addressed. Carol Flint asked who wrote the resolution? Ryan Haac explained the Energy Committee drafted the resolution, after looking at what other towns were doing. He sees the resolution as a commitment of consciousness, not money, to address the major issues confronting us posed by climate change. The resolution is a restatement of action voted on at Town Meeting 2019, a request that voters urge the State to act, and lastly it is a request that town officials take certain actions. Paul DuPrat noted the article is on the ballot as a result of a petition. **Article 7 passed on a voice vote.**

The Moderator read aloud Article 8: To see if the voters of the Town of Sharon will vote to schedule its next Town Meeting for 9AM Tuesday, March 2, 2021.

Ken Wright moved the article and Mary Stoddard seconded the motion. The article passed on a voice vote.

The Moderator read aloud Article 9: To transact any other business relevant to this meeting.

Dick Rubin, Sharon Conservation Commission, announced **GreenUp Day is Saturday, May 2nd**. He reported the Conservation Commission is working with the Alliance for Vermont Communities (“AVC”) and Selectboards in Strafford and Sharon regarding AVC’s donation of 200 acres to the towns for a community forest. Look for a public vote on this. Donna Foster indicated the proposed uses for the Ashley Community Forest reflect the uses we want to happen in our local forests, as a result of the 4-Town meetings held last spring.

The Moderator announced the Gifford Health Center survey on community health. He thanked Nicole Antal for once again organizing the community breakfast.

Ira Clark announced the Town Plan is to be revised every eight years. The Planning Commission is beginning the process of revisions now, and it anticipates working on this task over the next year. The Planning Commission welcomes input! The first public information meeting will be in May. He also announced there is one vacancy on the Planning Commission.

The Moderator thanked all town volunteers.

ValleyNet/EC Fiber staff Jessica Keep announced the schedule for building out EC Fiber in Sharon by the end of the summer. EC Fiber is offering a promotion. Please check their website. Every 25 subscribers are entered into a raffle for a free install or upgrade of services.

Ryan Haac announced the Energy Committee has purchased a thermal imaging camera, which is available for loan to residents through Baxter Library. This type of camera identifies where weatherization needs to occur on a building. The Library computers are set up to download the images for you upon return of the camera.

Mary Gavin announced she is working to resurrect a Community Resilience Organization in the Town. A CRO is instrumental for planning for emergency preparedness and resiliency in the face of climate change.

The Moderator announced he would entertain a motion to adjourn. **Carol Flint made the motion to adjourn at 11:20AM. Michael Barsanti seconded. The motion carried on a voice vote.**

Submitted by M. Becker

Elected Officials Who Served in 2020

Elected by Australian Ballot:

Town Moderator..... (term ends 2021 1-year term)Galen Mudgett, Jr.
Town Clerk..... (term ends 2021 3-year term) Debra St. Peter
Town Treasurer.....(term ends 2022 3-year term)..... Margaret Raymond
Delinquent Tax Collector (term ends 2021 1-year term) Mona Foster
1st Constable(term ends 2021 1-year term).....Vacancy

Selectboard (term ends 2021 3-year term) Mary Gavin
Selectboard (term ends 2022 3-year term) Joe Ronan
Selectboard (term ends 2023 3-year term) Kevin Gish

Lister (term ends 2021 (3-year term)Galen Mudgett, Jr.
Lister (term ends 2022 (3-year term)Ken Wright
Lister (term ends 2023 (3-year term)Helen Barrett

Justices of the Peace (Elected Nov 2020 general election)

Term ends Jan 31, 2023 (2-year term) Brad Atwood (*since deceased*)
Term ends Jan 31, 2023 (2-year term)Loretta Cruz (*since moved*)
Term ends Jan 31, 2023 (2-year term) John Lanza
Term ends Jan 31, 2023 (2-year term) Mayer Ayer

Elected by Floor Vote:

Grand Juror(term ends 2021 1-year term)..... Pam Brackett
Agent to Prosecute and Defend Suits (term ends 2021 1-year term) George Ostler

(2021 Note: *Position of Grand Juror eliminated by Legislature; Agent to Prosecute and defend Suits now an optional position by appointment only*)

Trustee of Public Funds

Term ends 2021 (3-year term) Phyllis Potter
Term ends 2022 (3-year term)Emma Rikert (d.)*
Term ends 2023 3-year term) Martha Fisk

**position now vacant for one year remaining in three year term*

Trustees of Baxter Memorial Library

Term ends 2021 (3-year term) Carole Bando
Term ends 2022 (3-year term)Stephanie Gergley Davis
Term ends 2022 (3-year term) Mary Stoddard
Term ends 2023 (3-year term) Emma Bascham
Term ends 2023 (3-year term)Marian Weatherbee

Trustees of the Chester Downer Fund

Term ends 2021 (3-year term) Jim Kearns
Term ends 2022 (3-year term) Bob Ferguson
Term ends 2023 (3-year term) Martha Fisk

Town Officers Appointed by Selectboard

Animal Control/Pound Keeper Vacancy
Emergency Management Director Nathan Potter, Fire Chief
Emergency Co-coordinators Susan Root (EMT), Becky Owen (EMT)
E911 Coordinator..... Galen Mudgett, Jr.
Fire Warden Dustin Potter
Deputy Fire Warden Andrew Brackett
Health Officer Alex Bird
Deputy Health Officer Joe Ronan
Tree Warden..... Vince Gross
Vermont Green Up Sharon Conservation Commission

Sharon Town Administrative Staff:

Assistant Town Clerk..... Judy Kehoe
Administrative Assistant to Selectboard Margy Becker
Finance Manager..... Deb Jones
Accounts Payable Clerk Joni Latuch-Lyman
Flood Hazard Bylaw Administrator..... Tom (“Geo”) Honigford

Highway Department:

Road Foreman Frank Rogers
Road Crew Brad Howe
Road Crew Allen Wight
Road Crew Joe Robinson

Members of Boards/Commissions

Sharon Planning Commission*

Term ends 2022 (3-year term) Peter Anderson (*moved*) appt’d John Roe
Term ends 2022 (3-year term) Lee Simek
Term ends 2020 (3-year term) Sue Sellew
Term ends 2021 (3-year term) Ira Clark
Term ends 2021 (3-year term) Paul Kristensen

(*SPC members also serve as members of the Development Review Board, which administers the Sharon Flood Hazard Area Bylaw).

Sharon Conservation Commission: (1-year terms)

Michael Zwikelmaier, Karen Hewitt, Scott Chesnut, Dick Ruben, Eric Boen, Eric Cornell, Daniell Cornell, Sam Brakely

Sharon Energy Committee: (1-year terms)

Dee Gish, Jill Wilcox, Ryan Haac, Chair and Liaison to Regional Energy Coordinator

Sharon Recreation Committee: (1-year terms)

Miranda Potter, Georgia Potter (Sec.), Samantha Potter (Pres.), Tiffany Clark (Vice Pres.), Fred Small, (Treasurer), Rob McShinsky

Regional Boards & Commissions

Ashley Community Forest Committee

Representative.....Matthew Perry

East Central VT Telecommunications District (EC Fiber)

Representative.....David Karon

Alternate Representative.....Clare Holland

Greater Upper Valley Solid Waste District

Representative (2-year term ends March 2024).....Mary Gavin

Alternate Rep (2-year term ends March 2024).....Kevin Gish

South Royalton Rescue Advisory Committee

RepresentativesNathan Potter, Mary Gavin

Stagecoach Transportation (dba Tri-Valley Transit)

Town Representative (1-year term ends 2021).....Brad Atwood (d.) Vacancy

Two Rivers Ottauquechee Regional Planning Commission (“TRORC”)

Town CommissionerPeter Anderson (*moved*) appt’d. Ira Clark

Town Alternate.....Deb Jones

Transportation Advisory Committee Representative.....Deb Jones

Town Organizations:

Volunteer Fire Department

Chief.....Nathan Potter

Assist. Chief.....Dustin Potter

President.....Andrew Brackett

Vice President.....Kenny Moore

Treasurer.....Tom Lober

Clerk.....Keith Lyman Jr.

COVID19 Incident Command

Emerg. Mgmt. Dir.....Nathan Potter

Emergency Co-Coord.Becky Owens

Emergency Co-Coord.Susan Root

Sharon Elementary.....Keenan Haley

TSA.....Mary Newman; Andrew Lane

Food Shelf.....Mary Stoddard

IT/Communications..Nicole Antal, Dee Gish

Finance.....Deb Jones

Volunteers.....Greg Elder, Suzanne Jones

Selectboard Members

Old Home Day Committee

2020 Volunteer.....Norma Vincent

2020 Volunteer.....John Vincent

2020 TreasurerDoris Howe

2020 Volunteer.....Dennis Backus

Historical Society

President.....Mary Ayer

Vice PresidentDave Phillips

TreasurerMartha Fisk

Co-Curators.....Phyllis Potter, Kelly Clark

Directors.....Joyce Amsden, Gene Paige

Directors.....Helen Barrett

SecretarySue Sellev

Pine Hill Cemetery

President.....Doris Howe

Vice PresidentPam Brackett

SecretaryDoris Howe

TreasurerMartha Fisk

SextonJoseph Willis

Selectboard Report 2020

The Selectboard, town administrative staff, and road crew had another busy and productive year in 2020, but what a year it has been - and the same holds true through the date of this report in 2021! The Selectboard consists of Mary Gavin, Kevin Gish and Joseph Ronan. The Selectboard works closely with the Town's Selectboard Assistant (Margy Becker), Finance Manager (Deb Jones), and Road Foreman (Frank Rogers). We also work closely with elected officials Debbie St. Peter (Town Clerk), Galen Mudgett (Head Lister), Margaret Raymond (Treasurer), Ken Wright (Delinquent Tax Collector), part-time staff Geo Honigford (Flood Hazard Bylaw Administrator), and our appointed town officers recognized later in this report.

Overall Comments

It likely isn't necessary for this Report to tell readers what a dreadful and disruptive year we've all faced. It is amazing and virtually incredible that as of this writing (February 2021), we are about one year through a pandemic that to date has killed over 500,000 people in the United States and approaching 2.5 million worldwide---and many think those numbers are understated. To compound things, the level of disruption to our personal and business lives is incalculable.

If there's any good news in this, we can take great pride in the way the Town staff, volunteers and the citizens of Sharon have responded to this crisis, and especially in the almost boundless support for each other that we've seen in actions great and small. *People in Sharon have been just great throughout this really trying period and we can't come anywhere near thanking you enough!* Special thanks go out to:

- **Incident Command:** Nathan Potter, Emergency Management Director, and Emergency Co-Coordinator Rebecca Owens and Susan Root: this group provided overall coordination of Sharon's response to the pandemic emergency and exhibited great care and common sense in meeting continuously through the pandemic.
- **Town Clerk:** A major shout out to Debbie St. Peter and Judi Kehoe who managed a primary election, a Presidential election, and this Australian Ballot vote in lieu of Town Meeting 2021 with precision and efficiency. Special thanks to Paul Boles for pouring the concrete and installing the ballot drop box on short notice last November.
- **Road Crew:** Another banner year for Frank Rogers and the rest of the road crew. In addition to maintaining and improving our roads during the year, the Road Crew was instrumental in implementing the Howe Hill Road project (see discussion below).
- **Food Shelf:** Much gratitude goes to Mary Stoddard and to the many volunteers and donors who have helped, and continue to help, keep our Food Shelf well-supplied.
- **Sharon Health Initiative:** SHI has done a wonderful job of helping townspeople address the highly complex health issues facing us all during this pandemic, but especially helping the elderly and people facing access challenges. SHI's Community Health Care Coordinator (Karen Gray, RN) and its Board have done a great job, and are doing excellent work assisting residents with getting vaccinations.

- **Sharon Elementary School:** Keenan Haley and SES's teachers and staff have charted a safe and productive course through school openings and closings, providing take home meals to families and virtual learning where necessary. And kudos to parents and students for hanging in there!
- **The Sharon Academy:** Same holds true for TSA Middle School (Andrew Lane) and TSA high school (new head, Mary Newman), students and parents.
- **Baxter Library:** The Library has shown itself to be highly imaginative and flexible in meeting Town needs during these tough times. Many thanks to Director Shana Hickman and the Library's Board.
- **Sharon Fire Department:** The FD has done yeoman work throughout the pandemic despite the restrictions resulting from Covid-19.
- **South Royalton Rescue:** South Royalton Rescue also has stepped up during this period, despite health risks.

Budget, Taxes and Audit

As discussed in greater detail in the budget notes elsewhere in this Report, and as a general matter, our independent financial audit results for 2020 were in line with our budgets. Once again, we have received a clean audit report and no financial irregularities were discovered. Both the FY2020 General and Highway Fund year-end actual results were better than budgeted and illustrate a solid performance reflecting careful stewardship by Town employees. Although spending is up slightly on both the General and Highway budgets, the amount to be raised by taxes for municipal purposes will remain the same amount for FY2021 as was approved for FY2020 (see the budget summary, proposed budget, and budget notes for details). Longer term, we will likely need to increase funding of our infrastructure, both as to roads and Town facilities.

Highways

The most significant development regarding the Town's roads is the substantial progress made on implementing recommendations from the Town's Capital Improvement Program (CIP) for paving through a bond issuance of \$1.1 million which financed repaving Howe Hill Road and other roads in the Town. This work represented a productive cooperative venture in which Town staff and local officials worked with outside contractors and the Town of Pomfret to bring about completion of the project on time and close to budget.

The CIP project is the biggest road paving effort in Sharon for many years. We were able to reclaim and pave Howe Hill Road, install new culverts and a shim and overlay on River Road, and do comparable work on Fay Brook, Broad Brook and Quimby Mountain roads. The total cost of this work was just under \$1.4 million. Details are included in the expenditures shown in FY2020 and FY2021 in the Highway Infrastructure Fund Report.

The Town continues to implement storm water 'best management practices' along town highways with the assistance of State of Vermont 'grants-in-aid' funds and VTRANS Better Roads grant funding. The Road Crew completed storm water upgrades (stone-lined ditching) on Moore Road and Quimby Mountain Road this past summer. The Road Crew also applied 4" of hard pack to Moore Road and completed ditching work on a number of Town roads.

Boards & Commissions

The Selectboard looks forward to holding **hearings on revisions to the Sharon Town Plan** later this year. We are grateful to our Planning Commissioners for their commitment to finish the arduous task of revising this document to reflect an updated community vision and statewide enhanced energy planning standards. The Selectboard appreciates the Conservation Commission's input on legal trail issues, its continued active role in providing access points to the White River, its work on trail development, and its continued hosting of our annual Green Up Day. Our Energy Committee continues to work hard to present options to Sharon residents and businesses for energy conservation and energy efficiency in order to make our community more self-reliant. Sharon Rec Committee appears to be organizing a modified baseball season for this spring. What an uplifting thought! Detailed board and committee reports are found elsewhere in the Town Report.

The Selectboard continues to work with the Town of Strafford and the Alliance for Vermont Communities (AVC) to establish and conserve a community forest on the border of the two towns. You can learn more about the proposal at: <https://www.alliancevermont.org/ashley-community-forest/>. This is an innovative and challenging proposal, and it is subject to a Town vote as part of Town Meeting voting on May 8, 2021. The Selectboard has not taken a formal position on the proposal. **We will be holding a discussion of this proposal during the Australian Ballot Informational Meeting on Monday, May 3, 2021.** Please watch the town website, listserv, and bulletin boards for further information about how to connect to this virtual meeting.

Public Health, Safety & Resiliency

The Selectboard continues to contract with South Royalton Rescue and Hartford EMS for ambulance services. We have a new Health Officer (Alexandre Bird) and welcome his expertise. Joe Ronan will continue to serve as Deputy Health Officer. We are also supportive of the efforts of the Sharon Health Initiative, and more information can be found at: <https://sharonvt.net/sharon-health-initiative/>. As mentioned above, we are also very appreciative of the efforts of the Sharon Food Shelf: <http://www.sharonvtcongregation.org/things-we-do/foodshelf/>.

The Town is undertaking revisions to its Hazard Mitigation Plan, to ensure it continues to be eligible for the maximum share of state emergency funds when needed. The Plan must be revised every five years and entails a review of the town's efforts to lessen the impact of future hazards. The Plan will be reviewed and approved by VT Emergency Management and FEMA.

Law Enforcement & Animal Control

The Selectboard renewed its contract with Windsor County Sheriff for another year, while it continues to rely upon the VT State Police to supplement services provided by the Sheriff's Department. **The Selectboard is hoping a volunteer will step forward to serve as Animal Control Officer, primarily to help with enforcement of the Town's dog ordinance.** Dogs which wander or are unlicensed are in violation of the ordinance, folks! We voted in September

2019 to compensate our ACO at the rate of \$50 per incident. All out-of-pocket expenses are reimbursed.

The Selectboard has worked with outside counsel to bring about the Town's joining several **lawsuits about the opioid crisis**, focused on recovering damages from opioid manufacturers, distributors, pharmacy benefit managers and retail pharmacies. Several settlements with defendants have been agreed to or are close to finalization. We hope to recover funds that can be used for social services related to this ongoing crisis.

Buildings, Grounds & Cemeteries

Town buildings remain closed to the general public, as of this writing in March 2021. Town Office staff continue to provide services by appointment. It is uncertain – at this time – when buildings will again reopen to the public. Let's hope that as we progress further through 2021 into 2022 that we will have an indication that public access can again be provided and consistent with State of Vermont and CDC guidelines. We so miss seeing people.

The pandemic drove the need for several building modifications to enable town staff and tenants (at the Old School House) to work more safely. We are all grateful to Jack Jones Construction for fabrication and installation of floor-to-ceiling plexiglass barriers in the Town Clerk and Selectboard/Treasurer's offices.



The Town applauds TSA for its successful completion of major HVAC leasehold improvements to the Old School House building as funded by Efficiency Vermont. The Town financed installation of bathroom fans. The Town and TSA are now entering a new phase of long-term planning regarding occupancy and ownership of the Old School House building. The 5-year lease with the TSA expires June 30, 2022.

Taste and odor issues with the water supply to the Old School House, Town Offices, and Church were major concerns during 2020. The Town has installed a water softener and standby chlorinator in the OSH basement, at the recommendation of the Town's Water System Operator. The Selectboard thanks TSA staff and Ken Wright's assistance with all these improvements.

The Town looks forward to completion of drainage improvements to the library parking area and grounds to prevent future library basement flooding. Construction is tentatively scheduled for late summer 2021. All Town buildings will be subject to energy audits this spring in connection to regional energy planning initiatives. The Selectboard will also continue to implement its capital improvement plan for its aging Town buildings, inclusive of exploring options and a timeline for town garage replacement.

The Town continues to contract with Green Mountain Mowing for maintenance of town grounds. David Phillips continues to provide annual mowing of town-owned, poison-ivy infested, Wallace Doubleday Cemetery on Kenyon Hill Road. Dave also does headstone repairs. Thank you, Dave!

Selectboard Meetings

We invite residents to join Selectboard meetings on the 1st and 3rd Monday of each month at 6:30PM. These meetings will continue to be held by Zoom for the foreseeable future (though we are hoping to return to live meetings as the health situation improves). Agendas, with Zoom connectivity information, are posted at Midway Station, the Post Office, Sharon listserv, and the Town website at <https://sharonvt.net>. If you would like to obtain a zoom invitation to a particular meeting, please email selectboard@sharonvt.net.

Selectmen may be reached via the Selectboard Office 802-763-8268 x 4 and at selectboard@sharonvt.net. Our individual contact information is as follows:

Joe Ronan, Chair– 989 Beaver Meadow Road – (215) 817-4488 (cell); 802-649-7314 (office); joe@ronanlawgrp.com or ronanselectboard@gmail.com

Kevin Gish, Vice Chair - 410 Harlow Road - (802) 839-9799 (cell); 763-8539 (home) kg.selectboard@gmail.com

Mary Gavin, Clerk - 423 Fay Brook Road – (802) 359-2013 (cell); mary.selectboard@gmail.com

In closing, and as in prior years, the Selectboard would like to sincerely thank all elected and appointed Town officers, employees and the many volunteers who work hard to improve our community. THANK YOU!



Photo by Duane Wheeler

Municipal Comparative Budget Summary

Account Description	FY2020 BUDGET	FY2020 ACTUAL	FY2021 BUDGET	PROPOSED FY2022 BUDGET	% Under (Over) FY21	\$ Under (Over) FY21
REVENUE						
Total Revenue General Fund	608,851	642,162	652,947	656,604	-1%	(3,657)
Total Revenue Highway Fund	939,495	940,172	972,785	972,785	0%	-
TOTAL MUNICIPAL REVENUE	1,548,346	1,582,334	1,625,732	1,629,389	0%	(3,657)
EXPENSES (INCLUDING TRANSFERS)						
Total Expenses General Fund	631,373	621,734	673,984	681,432	-1%	(7,448)
Total Expenses Highway Fund	957,633	901,895	988,163	1,007,311	-2%	(19,148)
TOTAL MUNICIPAL EXPENSE	1,589,006	1,523,629	1,662,147	1,688,743	-2%	(26,596)
NET REVENUE OR (EXPENSES)	(40,660)	58,705	(36,415)	(59,354)	-63%	22,939
FUND BALANCE*						
GEN Fund Balance at Start of Year	380,643	380,643	401,072	380,035	5%	21,037
Net Change in General Fund Balance	(22,522)	20,428	(21,037)	(24,828)	-18%	3,791
GEN Fund Balance at End of Year	358,121	401,072	380,035	355,206	7%	24,828
HWY Fund Balance at Start of Year	82,434	82,434	120,711	105,333	13%	15,378
Net Change in Highway Fund Balance	(18,138)	38,277	(15,378)	(34,526)	-125%	19,148
HWY Fund Balance at End of Year	64,296	120,711	105,333	70,807	33%	34,526
COMBINED FUND BALANCE TOTAL	422,417	521,782	485,367	426,013	12%	59,354
Total Projected General & Highway Fund Balances 6/30/22				426,013		

Projected Percent of Combined General & Highway Fund Balances Related to Combined Expenses 25.2%

Per the Town's Fund Balance Policy, combined general & highway fund balances strive to be between 10-20% of their combined total annual expenses.

*The **fund balance** is the accumulated surplus from all prior years.

Municipal Comparative Property Tax Summary

PROPERTY TAX	BUDGET FY2020	ACTUAL FY2020	BUDGET FY2021	PROPOSED BUDGET FY2022	% Under (Over) FY21	\$ Under (Over) FY21
General Fund Property Tax Revenue	417,649	418,977	423,599	423,599	0%	0
Highway Fund Property Tax Revenue	812,500	812,500	842,970	842,970	0%	0
TOTAL PROPERTY TAX REVENUE	1,230,149	1,231,477	1,266,569	1,266,569	0%	0

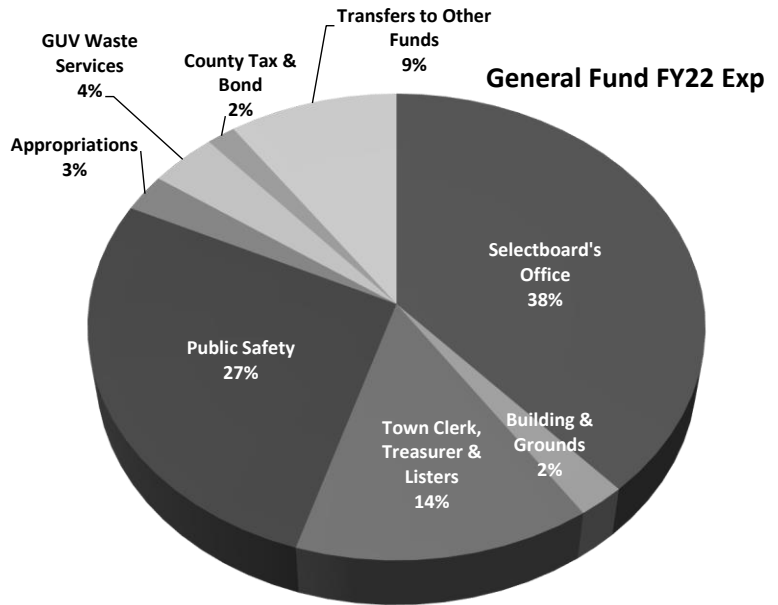
Estimated Tax Rate Increase (Decrease) in cents between FY21 and FY22 0.00

The value of the Grand List will determine the Tax Rate relative to the amount of taxes to be raised.

Grand List FY2021 as of August 2020 Tax Billing	1,650,963	Proposed Taxes to be Raised		1,266,569
Estimated Tax Impact Comparison on Property Assessed at \$200,000 in Value	Tax Rate (Tax Divided by Grand List)	\$200,000 Value Taxed at 1%	Municipal Tax	\$ Variance from Prior Year
FY22 Municipal Tax Burden as Proposed	0.7672	2,000.00	\$ 1,534.34	\$ -
FY21 Municipal Tax Burden as Proposed	0.7672	2,000.00	\$ 1,534.34	\$ 17.14
FY20 Municipal Tax Burden as Proposed	0.7586	2,000.00	\$ 1,517.20	\$ 142.20
FY19 Municipal Tax Burden	0.6875	2,000.00	\$ 1,375.00	\$ 22.00
FY18 Municipal Tax Burden	0.6765	2,000.00	\$ 1,353.00	

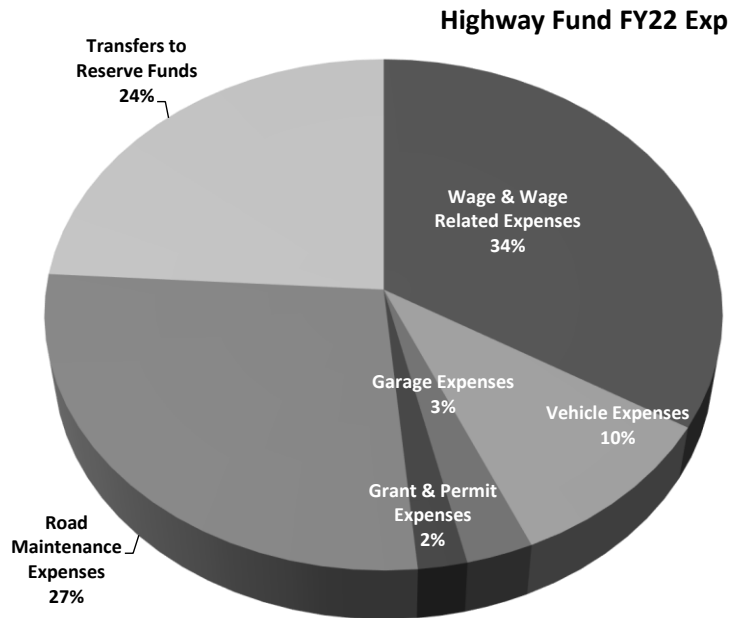
**FY2022 PROPOSED EXPENDITURES FOR
GENERAL AND HIGHWAY OPERATING FUNDS**

General Fund FY22 Expenditures	\$	%
Selectboard's Office	261,075	38%
Building & Grounds	15,511	2%
Town Clerk, Treasurer & Listers	96,806	14%
Public Safety	186,194	27%
Appropriations	17,804	3%
GUV Waste Services	26,422	4%
County Tax & Bond	11,340	2%
TransferS to Other Govt Funds	66,280	10%
Total	681,432	100%



Highway Fund FY22 Expenditures	\$	%
Wage & Wage Related Expenses	314,366	31%
Vehicle Expenses	113,821	11%
Garage Expenses	29,024	3%
Grant & Permit Expenses	18,350	2%
Road Maintenance Expenses	269,750	27%
Transfers to Reserve Funds*	262,000	26%
Total	1,007,311	100%

*Includes \$119,803 Bond Principal & Interest Payments for FY2020-2021
Howe Hill, Fay Brook, Quimby & Broad Brook Paving Projects



Fiscal Year 2022 General Operating Fund Budget Notes

The **General Operating Fund** ended FY2020 \$42,950 under budget and the **Highway Operating Fund** ended FY2020 \$56,415 under budget. The Selectboard and Staff worked together to carefully manage resources during a time of uncertainty and unique challenges.

The reduced spending in FY2020 made it possible for the Selectboard to propose level funding the amount to be raised by taxes for FY2022 when combined a cautious approach to spending increases for the General Operating fund of 1.1% and the Highway Fund of 1.94%.

The amount budgeted to be raised by **property taxes for the General Operating Fund is \$423,599**, the same amount as in FY2021 and the amount budgeted to be raised by taxes for the **Highway Operating Fund will stay at \$842,970**, which also is the same amount as in FY2021. **The total amount proposed to be raised by taxes is \$1,266,569.**

Revenue from **Fines via Law Enforcement** are budgeted to increase from \$12,000 to \$17,000 to better reflect the average amount being collected from traffic violations in recent years.

Wage for hired employees working 30 or more hours are budgeted to increase by 2% in the FY2022 budget. The Selectboard uses performance, changes in the cost of living, and competitive wage information when determining individual wage rates and increases.

Health Insurance changes are largely due to changes in employee census. Employer premium payments approved by the Selectboard were increased by 3% in FY2022's budget.

The **Regional Energy Coordinator** position in the General Fund has been continued for another year with the cost increasing 4% from \$5950 to \$6195.

The General Fund Balance (prior years' surpluses) was \$380,643 at the end of FY19, and rose to \$401,072 at the end of FY2020. It is projected to be \$380,035 by the end of FY21 with the budgeted use of the General Fund Balance to offset the anticipated shortfall of \$21,037. The **FY22 budget proposal uses \$24,828 of the General Fund Balance** to avoid raising the amount to be raised by taxes for municipal purposes for FY2022. This will leave approximately \$355,206 as the General Fund Balance by the end of FY2022.

GENERAL OPERATING FUND PROPOSED BUDGET FOR FY2022

Account Description		FY2020 Budget	FY2020 Actual	FY2021 Budget	FY2022 Proposed Budget	% Change FY21	\$ Under (Over) FY21 Budget
General Fund Revenue							
TAXES & TAX INTEREST							
1	GENERAL FUND PROPERTY TAX REVENUE	417,649	418,977	423,599	423,599	0%	0
2	STATE PAYMENT FOR TAX COLLECTION	4,347	4,757	4,500	4,700	-4%	(200)
3	TAX & INTEREST ABATEMENT	-	(6,357)	-	-	-	-
4	ADJUSTMENT FOR DELINQUENT TAXES	-	(3,589)	-	-	-	-
5	CURRENT LAND USE PAYMENTS	98,000	92,834	93,000	96,000	-3%	(3,000)
6	STATE PILOT / LAND TAXES	30,000	31,918	32,000	34,000	-6%	(2,000)
7	INTEREST DELINQUENT TAXES	9,400	18,969	15,000	18,000	-20%	(3,000)
8	INTEREST LATE TAXES	3,400	4,972	3,200	3,200	0%	-
9	PENALTY ON DELINQUENT TAX	8,800	10,631	13,000	10,600	18%	2,400
10	Total Taxes & Tax Interest	571,596	573,113	584,299	590,099	-1%	(5,800)
FEES							
11	ALCOHOL & TOBACCO LICENSES	255	325	255	325	-27%	(70)
12	RECORDING & LAND RECORDS FEES	7,500	15,790	13,992	14,520	-4%	(528)
13	VAULT FEES	50	563	450	450	0%	-
14	CERTIFIED COPIES	300	360	300	300	0%	-
15	DOG LICENSE FEES	800	682	800	700	13%	100
16	DMV REGISTRATION FEES	120	54	120	50	58%	70
17	MARRIAGE LICENSE FEES	260	420	260	260	0%	-
18	LAND RECORDS PRESERVATION FEE	3,100	5,790	5,088	5,280	-4%	(192)
19	GREEN MOUNTAIN PASS	20	2	20	20	0%	-
20	ORDINANCE FEES	100	226	100	100	0%	-
21	GUVSU COUPON SALES	6,000	6,022	6,500	6,500	0%	-
22	GUVSU STICKER SALES	2,000	3,455	2,000	3,400	-70%	(1,400)
23	COPY MACHINE & MISC FEES	1,000	1,228	100	800	-700%	(700)
24	COPIES OF LAND RECORDS	-	650	900	600	33%	300
25	SUBDIVISIONS APPLICATION FEES	500	350	500	500	0%	-
26	LAND USE CHANGE ASSESSMENT FEE	-	1,414	500	1,200	-140%	(700)
27	Total Fees	22,005	37,331	31,885	35,005	-10%	(3,120)
OTHER INCOME							
28	FINES, LAW ENFORCEMENT	9,000	17,494	12,000	17,000	-42%	(5,000)
29	INTEREST ON INVESTMENTS	1,450	2,607	2,000	2,000	0%	-
30	CV RAILROAD	3,800	4,012	4,000	4,000	0%	-
31	MISC INCOME	-	-	-	-	-	-
32	NET METERING CREDIT	1,000	982	1,000	1,000	0%	-
33	INCOME GRANT FUNDS	-	6,624	17,763	7,500	58%	10,263
34	Other Income	15,250	31,719	36,763	31,500	14%	5,263
35	TOTAL REVENUE GENERAL FUND	608,851	642,162	652,947	656,604	-1%	(3,657)
General Fund Expense							
SELECTBOARD EXPENSE							
36	SELECTBOARD STIPEND	4,500	4,500	4,500	4,500	0%	-
37	ADMINISTRATION WAGES	34,780	34,812	35,132	35,935	-2%	(803)
38	FINANCE WAGES	39,010	38,299	39,402	40,303	-2%	(901)
39	FICA	6,119	5,189	6,179	6,309	-2%	(130)
40	HEALTH INSURANCE	35,160	34,254	32,115	31,690	1%	425
41	RETIREMENT	4,047	4,209	4,355	4,550	-4%	(195)
42	DENTAL INSURANCE	2,303	2,334	2,393	2,000	16%	393
43	LIFE/AD&D, SHORT & LONG TERM DISAB INS	-	354	679	679	0%	-
44	POSTAGE, SUPPLIES, ADS	4,000	2,694	3,300	3,300	0%	-
45	LEGAL NOTICES & JOB POSTINGS	225	60	225	225	0%	-
46	MEETINGS, SEMINARS	400	135	400	400	0%	-
47	PAYROLL SERVICE	2,250	2,366	2,500	2,700	-8%	(200)
48	IT, WEB & MISC CONSULTANT SERVICES	6,500	7,395	10,000	10,000	0%	-
49	NEWSLETTER	-	-	-	-	-	-
50	GENERAL LEGAL SERVICES	4,200	8,292	7,000	7,000	0%	-
51	HEALTH OFFICER EXPENSE	800	-	800	800	0%	-
52	COVID-19 RELATED EXPENSE	-	2,755	-	-	-	-
53	TRAVEL EXPENSE & MILEAGE	350	42	350	350	0%	-
54	GRANT EXPENSE	-	4,659	20,235	10,000	51%	10,235
55	Total Selectboard Expense	144,644	152,348	169,565	160,741	5%	8,824

GENERAL OPERATING FUND PROPOSED BUDGET FOR FY2022

	Account Description	FY2020 Budget	FY2020 Actual	FY2021 Budget	FY2022 Proposed Budget	% Change FY21	\$ Under (Over) FY21 Budget
MEMBERSHIP DUES							
56	TWO RIVERS-OTTAUQUECHEE RPC DUES	2,238	2,238	2,298	2,298	0%	-
57	GREEN MTN ECONOMIC DEV CORP DUES	760	760	500	500	0%	-
58	VT COUNCIL ON RURAL DEVELOPMENT	-	-	250	250	0%	-
59	VT LEAGUE OF CITIES & TOWNS DUES	2,810	2,822	2,938	2,938	0%	-
60	Total Membership Dues	5,808	5,820	5,986	5,986	0%	-
INSURANCE EXPENSE							
61	INSURANCE - LIABILITY	9,883	10,093	10,698	11,338	-6%	(640)
62	INSURANCE - BUILDINGS	9,889	9,793	10,448	11,549	-11%	(1,101)
63	INSURANCE - WORKERS COMP & UNEMP	1,932	1,023	1,067	1,518	-42%	(451)
64	Total Insurance	21,704	20,910	22,213	24,405	-10%	(2,192)
BUILDINGS & GROUNDS							
65	CLEANING OFFICE BUILDING	1,700	1,386	1,734	1,734	0%	-
66	OFFICE REPAIRS & MAINTENANCE	3,200	4,172	3,200	4,000	-25%	(800)
67	HISTORIC TOWN HALL BLDG REPAIRS	1,000	-	1,000	1,000	0%	-
68	GROUNDS MAINTENANCE	2,600	2,594	2,600	2,800	-8%	(200)
69	MAINTENANCE SUPPLIES	250	120	250	250	0%	-
70	Total Bldgs, Grounds & Capital Expense	8,750	8,271	8,784	9,784	-11%	(1,000)
GENERAL OFFICE EXPENSE							
71	OFFICE EQUIPMENT MAINTENANCE	550	590	550	550	0%	-
72	TELEPHONE	3,508	3,615	3,550	3,550	0%	-
73	ELECTRICITY	6,230	6,255	6,500	6,500	0%	-
74	HEATING FUEL	1,810	1,964	2,600	2,600	0%	-
75	TRASH	400	494	450	450	0%	-
76	FURNITURE, FIXTURES, & COMPUTERS	5,000	4,880	5,000	5,000	0%	-
77	Total General Office Expense	17,498	17,797	18,650	18,650	0%	-
ELECTION EXPENSE							
78	BALLOT CLERK WAGE	700	939	800	300	63%	500
79	FICA	54	72	61	23	63%	38
80	POSTAGE	50	59	75	75	0%	-
81	SUPPLIES	1,076	22	1,100	500	55%	600
82	Total Election Expense	1,880	1,091	2,036	898	56%	1,138
TOWN CLERK EXPENSE							
83	TOWN CLERK SALARY	42,512	42,953	43,642	43,642	0%	-
84	ASSISTANT TOWN CLERK	2,500	1,352	2,600	2,600	0%	-
85	FICA	3,443	3,389	3,538	3,538	0%	-
86	HEALTH INSURANCE	8,323	4,293	8,912	16,520	-85%	(7,608)
87	RETIREMENT	2,394	2,443	2,662	2,673	0%	(11)
88	DENTAL INSURANCE	412	446	458	850	-86%	(392)
89	LIFE/AD&D, SHORT & LONG TERM DISAB INS	-	200	206	206	0%	-
90	POSTAGE, SUPPLIES	350	386	375	375	0%	-
91	MEETINGS, MILEAGE, MEMBERSHIPS	350	241	400	400	0%	-
92	MARRIAGE LICENSE STATE FEE	-	500	-	-	-	-
93	DOG LICENSE SUPPLIES & POSTAGE	200	183	200	200	0%	-
94	RECORDS PRESERVATION	2,000	2,616	4,000	4,000	0%	-
95	LAND RECORD BOOKS	600	-	600	600	0%	-
96	ONLINE ACCESS TO LAND RECORDS	-	-	-	1,200	-	(1,200)
97	Total Town Clerk Expense	63,085	59,002	67,593	76,804	-14%	(9,211)
TREASURER EXPENSE							
98	TREASURER	3,000	3,029	3,000	3,000	0%	-
99	ASSISTANT TREASURER	750	-	750	750	0%	-
100	FICA	287	232	287	287	0%	-
101	ADVERTISING, POSTAGE & SUPPLIES	1,250	1,538	1,500	1,600	-7%	(100)
102	BANK SERVICE FEES & CHECK SUPPLIES	200	98	200	200	0%	-
103	MEETINGS, MILEAGE & MEMBERSHIPS	100	30	50	50	0%	-
104	Total Treasurer Expense	5,587	4,926	5,787	5,887	-2%	(100)
TOWN REPORT & AUDITING EXPENSE							
105	TOWN REPORT PREPARATION WAGE	1,000	877	1,000	1,000	0%	-
106	FICA	77	67	77	77	0%	-
107	POSTAGE, SUPPLIES & MILEAGE	500	262	500	500	0%	-
108	PROFESSIONAL AUDIT SERVICES	13,000	14,300	12,000	13,000	-8%	(1,000)
109	TOWN REPORT PRINTING & PRODUCTION	1,800	1,742	1,800	1,800	0%	-

GENERAL OPERATING FUND PROPOSED BUDGET FOR FY2022

					FY2022 Proposed	% Change	\$ Under
Account Description		FY2020 Budget	FY2020 Actual	FY2021 Budget	Budget	FY21	(Over) FY21
							Budget
110	Total Report & Auditor Expense	16,377	17,248	15,377	16,377	-7%	(1,000)
LISTERS EXPENSE							
111	LISTERS	10,000	7,759	10,000	10,000	0%	-
112	FICA	765	594	765	765	0%	-
113	POSTAGE, SUPPLIES & MILEAGE	350	126	350	350	0%	-
114	ADVERTISING	250	-	250	250	0%	-
115	MEETINGS, SEMINARS & DUES	400	-	400	400	0%	-
116	CAMA LICENSES	2,200	2,137	2,350	2,350	0%	-
117	Total Lister Expense	13,965	10,615	14,115	14,115	0%	-
COLLECTOR OF DELINQUENT TAXES EXPENSE							
118	DELINQUENT TAX COLLECTION	10,000	9,792	13,000	10,600	18%	2,400
119	FICA	765	749	995	811	18%	184
120	SUPPLIES	50	-	50	50	0%	-
121	MEETINGS & SEMINARS	60	60	60	60	0%	-
122	Total Collector of Delinquent Tax Expense	10,875	10,601	14,105	11,521	18%	2,584
ENERGY & CONSERVATION EXPENSE							
123	GREENUP DAY EXPENSES	300	137	300	300	0%	-
124	CONSERVATION EXPENSES	700	250	500	500	0%	-
125	ENERGY COMMITTEE	250	499	250	250	0%	-
126	REGIONAL ENERGY COORDINATOR	-	-	5,950	6,195	-4%	(245)
127	VITAL COMMUNITIES - ENERGY PROGRAM	100	100	100	100	0%	-
128	Total Energy Committee Expense	1,350	986	7,100	7,345	-3%	(245)
PLANNING COMMISSION & DEVELOPMENT REVIEW BOARD							
129	CLERK WAGE	2,500	1,064	2,500	2,500	0%	-
130	FLOOD HAZARD BYLAW ADMIN	800	490	800	800	0%	-
131	FICA	252	119	252	252	0%	-
132	POSTAGE	450	60	450	450	0%	-
133	SUPPLIES, ADVERTISING & NOTICES	200	64	200	200	0%	-
134	PLANNING COMMISSION SEMINARS	-	79	-	-	-	-
135	LEGAL EXPENSE	2,200	245	2,200	2,200	0%	-
136	Total Planning Commission Expense	6,402	2,120	6,402	6,402	0%	-
LAW ENFORCEMENT							
137	CONSTABLE	150	-	150	150	0%	-
138	POLICE	48,256	49,155	48,256	50,000	-4%	(1,744)
139	ANIMAL CONTROL OFFICER	300	-	300	300	0%	-
140	POUND OPERATION EXPENSE	750	294	750	750	0%	-
141	Total Law Enforcement Expense	49,456	49,449	49,456	51,200	-4%	(1,744)
FIRE & RESCUE							
142	E-911 EXPENSES	250	496	250	250	0%	-
143	FIRE DEPARTMENT	48,150	48,150	50,100	51,850	-3%	(1,750)
144	SOUTH ROYALTON RESCUE	81,623	81,623	81,887	81,894	0%	(7)
145	SOUTH ROYALTON RESCUE - AMBULANCE	5,000	5,000	-	-	-	-
146	HARTFORD EMERGENCY SERVICES	1,000	-	1,000	1,000	0%	-
147	Total Fire & Rescue Expense	136,023	135,269	133,237	134,994	-1%	(1,757)
CEMETERIES							
148	CEMETERIES-OTHER REPAIRS & MAINT	2,750	798	2,750	2,750	0%	-
149	PINE HILL CEMETERY APPROPRIATION	5,750	5,750	5,750	5,750	0%	-
150	PINE HILL CEMETERY FUEL COST	250	-	250	250	0%	-
151	Total Cemetery Expense	8,750	6,548	8,750	8,750	0%	-
COMMUNITY APPROPRIATIONS							
152	STAGECOACH	4,054	4,054	4,054	4,454	-10%	(400)
153	WINDSOR COUNTY PARTNERS	250	250	250	250	0%	-
154	HEALTH CARE & REHAB SERVICES	100	100	100	100	0%	-
155	VNA VNH	3,175	3,175	3,500	3,500	0%	-
156	CLARA MARTIN MENTAL HEALTH SERVICES	750	750	750	750	0%	-
157	SAFELINE	700	700	700	700	0%	-
158	WHITE RIVER PARTNERSHIP	500	500	500	500	0%	-
159	VT ASSOCIATION FOR THE BLIND	150	150	150	150	0%	-
160	HIV/HCV RESOURCE CTR (formerly ACORN)	300	300	300	300	0%	-
161	VT RURAL FIRE PROTECTION TASK FORCE	100	100	100	100	0%	-
162	Total Community Appropriations	10,079	10,079	10,404	10,804	-4%	(400)

GENERAL OPERATING FUND PROPOSED BUDGET FOR FY2022

	Account Description	FY2020 Budget	FY2020 Actual	FY2021 Budget	FY2022 Proposed Budget	% Change FY21	\$ Under (Over) FY21 Budget
GUVSW & RELATED							
163	GREATER UPPER VALLEY SOLID WASTE DIST	16,522	16,522	16,522	16,522	0%	-
164	GUVSW COUPONS	6,000	4,625	6,500	6,500	0%	-
165	GUVSW STICKERS	2,500	3,262	2,000	3,400	-70%	(1,400)
166	Total GUVSW & Related Expense	25,022	24,409	25,022	26,422	-6%	(1,400)
SENIOR CITIZEN SUPPORT							
167	CENTRAL VT COUNCIL ON AGING	750	750	750	750	0%	-
168	SO ROYALTON SENIOR CENTER	2,500	2,500	2,500	2,500	0%	-
169	SHARON HEALTH INITIATIVE	3,000	3,000	3,000	3,000	0%	-
	Total Senior Citizen Support Services	6,250	6,250	6,250	6,250	0%	-
OLD HOME DAY							
170	OLD HOME DAY	750	750	750	750	0%	-
171	Total Old Home Day Expense	750	750	750	750	0%	-
LIBRARY BUILDING							
172	CLEANING WAGE	1,275	799	1,083	1,000	8%	83
173	FICA	98	61	83	77	8%	6
174	ELECTRICITY	1,068	511	1,068	750	30%	318
175	BUILDING REPAIR & MAINTENANCE	1,000	229	2,500	2,500	0%	-
176	HEATING FUEL	1,200	1,165	1,600	1,400	13%	200
177	Total Library Building Expense	4,641	2,764	6,334	5,727	10%	607
COUNTY TAX, INTEREST & MISC.							
178	MISC EXPENSE	-	-	-	-		-
179	COUNTY TAX & BOND PAYMENTS	11,000	10,929	11,000	11,340	-3%	(340)
180	Total County Tax, Interest & Misc Exp	11,000	10,929	11,000	11,340	-3%	(340)
181	TOTAL GENERAL FUND OPERATING EXP	569,896	558,182	608,916	615,152	-1%	(6,236)
182	NET OPERATING REVENUE (EXPENSES)	38,955	83,980	44,031	41,452	6%	2,579
TRANSFERS TO (FROM) OTHER FUNDS							
183	CAPITAL BLDG IMPROV RESERVE TRANS OUT	3,000	3,000	6,000	6,000	0%	-
184	LIBRARY OPERATING FUND TRANSFER OUT	22,377	22,377	22,980	24,000	-4%	(1,020)
185	RECORD PRESERVATION TRANSFER OUT	1,100	3,174	1,088	1,280	-18%	(192)
186	EMERGENCY CTR RESERVE TRANSFER OUT	4,000	4,000	4,000	4,000	0%	-
187	LEGAL FEE TRANSFER OUT	1,000	1,000	1,000	1,000	0%	-
188	FIRE EQUIP RESERVE TRANSFER OUT	30,000	30,000	30,000	30,000	0%	-
189	Total Transfers to Other Funds	61,477	63,551	65,068	66,280	-2%	(1,212)
190	Total Expenses & Transfers	631,373	621,734	673,984	681,432	-1%	(7,448)
191	NET REVENUE (EXPENSES)	(22,522)	20,428	(21,037)	(24,828)		(3,791)
	Prior Year End Fund Balance	380,643	380,643	401,072	380,035		
GENERAL FUND BALANCE ALLOCATED TO							
192	BALANCE BUDGET IF NEEDED	22,522	(20,428)	21,037	24,828		
			<i>Actual</i>	<i>Revised Projection</i>	<i>Projected</i>		
193	Ending Fund Balance	358,121	401,072	380,035	355,206		

Fiscal Year 2022 (FY22) Highway Operating Fund Budget Notes

The **Highway Operating Fund** ended FY20 \$56,415 under budget. The Selectboard and Staff worked together to carefully manage resources during a time of uncertainty and unique challenges. The reduced spending in FY2020 made it possible for the Selectboard to propose level funding the amount to be raised by taxes for FY22 when combined with holding spending increases to 1.94%. The amount budgeted to be raised by taxes for the **Highway Operating Fund will stay at \$842,970**, which is the same amount as in FY21.

Regular **Wages** are budgeted to allow for an increase of 2% in the FY22 budget.

Overtime wage for the Road Crew was adjusted downward from FY21 by 28% to reflect recent year averages in OT hours needed; it is not due to a decrease in rate of pay.

Health Insurance changes are largely due to changes in employee census. The employer's share of premium payments approved by the Selectboard was increased by 3% in FY22's budget.

The **Building and Grounds** line item is increased by \$5000 for anticipated repairs to the garage.

Highway Infrastructure Reserve funding is proposed to be \$127,000 in FY22 (see the Highway Infrastructure Fund report in this Town Report). This amount breaks down to \$7197 toward future infrastructure work and \$119,803 for FY22's debt service for the \$1,100,000 bond issuance loan used to pay for the Howe Hill, Fay Brook, Broad Brook, and Quimby Mtn Roads paving project in the summer of 2020. The estimated cost of the 4.33-mile project was \$1.385m at the time of the October 2019 bond vote. The final cost for construction, engineering, and legal fees came in at 1.398m, \$13k over our bond vote estimate. As planned, the remaining balance of \$298k was paid with Highway Infrastructure Reserve funds. We timed our project with Pomfret's and used the same engineer and contractor. We were fortunate that asphalt prices were favorable in the summer of 2020 and our contractor, Pike Industries, and our engineer, Jon Harrington from Horizons Engineering, worked with the Selectboard to keep costs down.

Highway Equipment Reserve funding is proposed to be \$125,000 in FY22 (see the Highway Equipment Reserve Fund Replacement Schedule in this Town Report).

The Selectboard members are proposing transferring \$10,000 from the Highway Fund to the **Building Improvement Reserve Fund** to explore solutions to the many maintenance issues emerging at the Town Garage and to be used only for Highway buildings.

The Highway Fund Balance (prior years' surpluses) was \$84,434 at the end of FY19, and increased to \$120,711 at the end of FY20. It is projected to be \$105,333 by the end of FY21 with the budgeted use of the Highway Fund Balance to offset the anticipated shortfall of \$15,378. The **FY22 budget proposal uses \$34,526 of the Highway Fund Balance** to avoid raising the amount to be raised by taxes for municipal purposes for FY22. This will leave approximately \$70,807 as the Highway Fund Balance by the end of FY22.

HIGHWAY FUND PROPOSED BUDGET FOR FY2022 AND BUDGET TO ACTUAL REPORT FOR FY2020

					FY2022		\$ Under
					Proposed	% Change	(Over) FY21
		FY2020 Budget	FY2020 Actual	FY2021 Budget	Budget	FY21	Budget
Highway Revenue							
1	HIGHWAY FUND TAX REVENUE	812,500	812,500	842,970	842,970	0%	-
2	STATE AID FOR HIGHWAYS	110,000	112,737	111,800	111,800	0%	-
3	GRANT REVENUE	16,000	13,519	17,000	17,000	0%	-
4	OVERWEIGHT VEHICLE PERMITS	495	415	415	415	0%	-
5	NET METERING CREDIT - HWY	500	481	600	600	0%	-
6	SALE OF AN ASSET	-	520	-	-		-
7	Total Highway Revenue	939,495	940,172	972,785	972,785	0%	-
Highway Expense							
WAGE & WAGE RELATED EXPENSES							
8	ROAD CREW REGULAR WAGES	173,266	168,313	173,266	177,061	-2%	(3,795)
9	ROAD CREW OVERTIME WAGES	24,632	18,841	32,764	23,667	28%	9,097
10	FICA	15,139	14,317	15,762	15,356	3%	406
11	HEALTH INSURANCE	63,550	49,900	55,360	58,052	-5%	(2,692)
12	DENTAL INSURANCE	4,341	3,502	3,308	3,308	0%	0
13	RETIREMENT FUND-EMPLOYER PORTION	11,410	10,582	12,362	12,295	1%	67
14	LIFE/AD&D, SHORT & LONG TERM DISAB INS	-	794	1,557	1,557	0%	-
15	UNIFORMS	2,600	2,744	2,700	3,000	-11%	(300)
16	MEDICAL CARDS	800	216	800	800	0%	-
17	WORKERS COMPENSATION INSURANCE	26,067	23,472	21,021	18,870	10%	2,151
18	UNEMPLOYMENT INSURANCE	513	66	400	400	0%	-
19	Total Wage & Wage Related Expense	322,319	292,747	319,300	314,366	2%	4,934
VEHICLE EXPENSE							
20	TRUCKS & LIABILITY INSURANCE	11,438	11,617	12,251	14,321	-17%	(2,070)
21	TIRES & CHAINS	10,500	8,799	10,500	10,500	0%	-
22	2015 Western Star Tandem TRUCK #1	2,500	4,181	6,000	7,000	-17%	(1,000)
23	2015 FORD F550 One-ton Dump #9	1,715	3,790				-
24	2020 FORD F550 One-ton Dump #4		-	4,000	4,000	0%	-
25	2017 Freightliner Single Axle 4x4 #10	2,500	8,079	7,000	7,000	0%	-
26	2018 Freightliner Tandem #11	2,500	6,498	6,000	6,500	-8%	(500)
27	Cat LOADER #5	2,500	703	3,000	3,000	0%	-
28	Cat GRADER #6	3,500	2,657	6,500	6,500	0%	-
29	JCB BACKHOE #7	1,500	5,435	2,000	2,250	-13%	(250)
30	John Deere TRACTOR/MOWER #8	1,800	4,023	2,500	2,750	-10%	(250)
31	FUEL	53,641	41,091	54,000	50,000	7%	4,000
32	Total Vehicle Expense	94,094	96,874	113,751	113,821	0%	(70)
GARAGE EXPENSES							
33	PROPERTY INSURANCE	3,645	3,672	3,912	4,124	-5%	(212)
34	TELEPHONE	1,100	977	1,100	1,100	0%	-
35	ELECTRICITY	2,000	1,277	2,000	1,800	10%	200
36	TRAININGS, SEMINARS AND MILEAGE	800	420	800	800	0%	-
37	SHOP EXPENSES	6,500	5,362	6,500	6,500	0%	-
38	ADVERTISING RFP's, JOB & ROAD POSTINGS	2,225	592	1,000	1,000	0%	-
39	BUILDING & GROUNDS	4,200	3,338	4,200	9,200	-119%	(5,000)
40	SAFETY EQUIPMENT	4,000	183	2,000	2,000	0%	-
41	COVID-19 RELATED EXPENSES		738		-		-

HIGHWAY FUND PROPOSED BUDGET FOR FY2022 AND BUDGET TO ACTUAL REPORT FOR FY2020

					FY2022		\$ Under
					Proposed	% Change	(Over) FY21
		FY2020 Budget	FY2020 Actual	FY2021 Budget	Budget	FY21	Budget
42	TOOLS SMALL EQUIPMENT	3,500	1,988	3,500	2,500	29%	1,000
43	Total Garage Expenses	27,970	18,546	25,012	29,024	-16%	(4,012)
GRANT & PERMIT EXPENSES							
44	PERMIT COMPLIANCE EXPENSE	2,000	119	-	-		-
45	PERMITS, LICENSING & FEES	2,500	200	1,350	1,350	0%	-
46	GRANT EXPENSE	16,000	10,532	18,000	17,000	6%	1,000
47	Total Grant & Permit Expenses	20,500	10,851	19,350	18,350	5%	1,000
ROAD MAINTENANCE EXPENSE							
48	CULVERTS & BRIDGES	10,000	3,599	10,000	10,000	0%	-
49	SAND	70,000	70,088	70,000	70,000	0%	-
50	GRAVEL & STONE	55,000	51,535	55,000	55,000	0%	-
51	GRASS SEED	1,000	267	1,000	1,000	0%	-
52	SIGNS	5,000	3,113	5,000	4,000	20%	1,000
53	GUARDRAILS	7,500	-	7,500	7,500	0%	-
54	CHLORIDE (SUMMER)	17,750	20,840	17,750	17,750	0%	-
55	SALT (WINTER)	44,000	53,687	54,000	54,000	0%	-
56	BLACKTOP	3,000	5,104	3,000	3,000	0%	-
57	PAVEMENT CRACK SEALING	12,000	11,186	12,000	12,000	0%	-
58	HIGHWAY 1 MILE ANNUAL TOP-DRESSING	20,000	21,318	18,000	18,000	0%	-
59	CONTRACTED SERVICES	17,500	12,140	17,500	17,500	0%	-
60	Total Road Maintenance Expenses	262,750	252,877	270,750	269,750	0%	1,000
61	Total Highway Fund Operating Expenses	727,633	671,895	748,163	745,311	0%	2,852
62	NET HWY OPERATING REVENUE (EXPENSE)	211,862	268,277	224,622	227,474	-1%	(2,852)
HIGHWAY TRANSFERS TO (FROM) OTHER FUNDS							
63	HWY INFRASTRUCTURE TRANSFER OUT TO RESERVE	115,000	115,000	98,332	7,197	93%	91,135
64	HWY INFRASTRUCTURE BOND DEBT SERVICE TRANSFER			21,668	119,803	-453%	(98,135)
65	HWY BUILDING IMPROVEMENT - TRANSFER OUT				10,000		(10,000)
66	EQUIPMENT TRANSFER OUT TO RESERVE	115,000	115,000	120,000	125,000	-4%	(5,000)
67	Total HWY Transfers	230,000	230,000	240,000	262,000	-9%	(22,000)
68	TOTAL EXPENSES & TRANSFERS	957,633	901,895	988,163	1,007,311	-2%	(19,148)
69	NET REVENUE (EXPENSES)	(18,138)	38,277	(15,378)	(34,526)		(19,148)
	Prior Year End Fund Balance	82,434	82,434	120,711	105,333		
	HIGHWAY FUND BALANCE ALLOCATED TO BALANCE						
70	BUDGET IF NEEDED	18,138	(38,277)	15,378	34,526		
			<i>Actual</i>	<i>Revised Projection</i>	<i>Projected</i>		
71	Ending Fund Balance	64,296	120,711	105,333	70,807		

TOWN OF SHARON

HIGHWAY INFRASTRUCTURE FUND: Large project schedule - paving, bank stabilization, culverts

DESCRIPTION	FY2019	FY2020	FY2021	FY2022	FY2023	FY2024	FY2025	FY2026	FY2027	FY2028	FY2029
CAPITAL PLAN CASH FLOW SCHEDULE											
Ending Fund Balance from Prior Fiscal Year	256,707	290,793	659,276	187,555	109,812	117,201	98,725	25,808	51,668	83,749	122,112
Inflows											
Bond Debt Service Transfer In from Hwy Fund	-	-	21,662	119,803	122,610	121,466	120,317	119,140	117,919	116,637	115,134
Non-bond Related Transfer In from Hwy Fund	133,000	115,000	98,338	7,197	7,390	13,534	19,683	25,860	32,081	38,363	44,866
Transfer in from Highway Fund Subtotal	133,000	115,000	120,000	127,000	130,000	135,000	140,000	145,000	150,000	155,000	160,000
Grant Revenue for Paving - AOT	175,000					175,000					175,000
Grant Revenue for Structures - AOT		-	144,000				175,000				
Grant Revenue: Other (FY21 FHWA)	8,000			189,000							
Loan Proceeds from Bond Issuance for Paving		1,100,000									
Total Actual or Projected Inflows	316,000	1,215,000	264,000	316,000	130,000	310,000	315,000	145,000	150,000	155,000	335,000
Outflows											
Engineering/Planning Expense/Pre-Constructn	(18,353)	(16,916)									
Site Engineer Expense		(11,700)	(6,413)								
Legal Fees & Legal Notices	(450)	(2,951)									
Paving Project Expense Rte 132	(250,000)										
Repaying Projects (Rte 132, Beaver Mdw, River Rd)		(746,941.36)	(277,610)			(207,010)	(72,600)				(219,000)
Reclaim & Repave Howe Hill Rd											
Repave Portion of River Rd (Bridge to Howe Hill)		-	(83,505)								
Repave Portion of Fay Brook Rd		(50,857.00)	(94,175)								
Repave Portion of Broad Brook Rd		-	(52,861)								
Crackseal & Patch per 1c Schedule			(2,246)								
Reclaim Fay Brook & Broad Brook Rd (see pave above)			-								
1" Overlay Detail (Road to Elem Sch & TSA)		-		(60,000)							
1 1/4" Overlay - Quimby Mtn paved area		-	(41,321)								
Culverts & ditching prep for repaved areas		(12,021)	(5,000)								
Structures Project Expense	(3,011)	-	(160,000)				(195,000)				
Special Project Expense (Strmwtr Inventory)	(10,100)										
FHWA Box Culvert Work on Rte 132				(210,000)							
Debt Service 10yr Principal Transfer In from Hwy Op Fund				(110,000)	(110,000)	(110,000)	(110,000)	(110,000)	(110,000)	(110,000)	(110,000)
Debt Service Interest Transfer In from Hwy Fund 03/06		(5,131)	(12,590)	(13,743)	(12,610)	(11,466)	(10,317)	(9,140)	(7,919)	(6,637)	(5,134)
Total Actual or Projected Outflows	(281,914)	(846,517)	(735,721)	(393,743)	(122,610)	(328,476)	(387,917)	(119,140)	(117,919)	(116,637)	(334,134)
Projected Ending Fund Balance for Fiscal Year	290,793	659,276.27	187,555	109,812	117,201	98,725	25,808	51,668	83,749	122,112	122,977
Fiscal Year End June 30	FY2019 Actual	FY2020 Actual	FY2021 Projected	FY2022 Projected	FY2023 Projected	FY2024 Projected	FY2025 Projected	FY2026 Projected	FY2027 Projected	FY2028 Projected	FY2029 Projected

TOWN OF SHARON				HIGHWAY EQUIPMENT RESERVE FUND					REPLACEMENT SCHEDULE					
VEHICLES & LARGE EQUIPMENT as of 6/30/2020	age in yrs 6/30/20	Date Acquired	useful life in years	Purchase Price with Warranty	FY2019	FY2020	FY2021	FY2022	FY2023	FY2024	FY2025	FY2026	FY2027	FY2028
2020 Ford550 1Ton w/ dump body & plow	0	6/3/2020		114,708.00		Purchase	Debt Service	Debt Service	Debt Service	Debt Service	Debt Service	Purchase	Debt Service	Debt Service
2018 Backhoe JCB 3CX 15 Super	1.5	12/17/2018	10	116,996.00	Purchased	Debt Service	Debt Service	Debt Service	Debt Service	Debt Service				
2018 Freightliner 114SD Tandem Dump/Plow Truck	2.4	2/9/2018	7	185,496.00	Debt Service	Debt Service	Debt Service	Debt Service	Debt Service		Purchase	Debt Service	Debt Service	Debt Service
2017 Freightliner 108SD AWD Truck&bodyscraper	3.3	2/6/2017	7	190,500.00	Debt Service	*paid in fy19	Debt Service	Debt Service	Purchase	Debt Service	Debt Service	Debt Service	Debt Service	Debt Service
2016 Caterpillar 12M 3 Grader	4	6/24/2016	10	358,900.00	Debt Service	Debt Service	Debt Service					Purchase	Debt Service	Debt Service
2015 Western Star 4700SF dump/plow truck	4.8	10/28/2015	7	191,681.00	Debt Service	Debt Service	Debt Service	Purchase	Debt Service	Debt Service	Debt Service	Debt Service	Debt Service	
2015 Ford550 1Ton w/ dump body & plow	traded	5/28/2015	5	94,318.30		Trade Jun20								
2012 Caterpillar Loader Model 930K	7.9	8/30/2012	10	158,948.00						Purchase	Debt Service	Debt Service	Debt Service	Debt Service
2010 John Deere 6330 Tractor	9.8	10/11/2010	10	95,040.00					Purchase	Debt Service	Debt Service	Debt Service	Debt Service	Debt Service
				Fund Balance Start	102,233	72,649	78,562	37,502	60,617	96,057	122,477	132,917	150,477	94,397
+ * Loan payment was made at the end of FY19 for FY20 debt service				HWY Transfer In	110,000	115,000	120,000	125,000	130,000	135,200	140,600	146,200	152,000	158,000
+				Loan Proceeds	90,000	80,000		120,000	180,000	140,000	120,000	360,000	-	-
+				Trade-In	21,000	43,500		80,000	90,000	40,000	80,000	130,000	-	-
-				Large Eq Purchase	(116,996)	(114,138)		(209,000)	(270,000)	(180,000)	(210,000)	(490,000)	-	-
				Small Eq Purchase	(1,950)	(4,500)	(5,000)	(5,000)	(5,000)	(5,000)	(5,000)	(5,000)	(5,000)	(5,000)
-				Principal Pmt	(122,400)	(107,400)	(147,400)	(82,000)	(82,000)	(94,000)	(104,000)	(112,000)	(184,000)	(160,000)
-				Interest Pmt	(9,238)	(6,549)	(8,660)	(5,885)	(7,560)	(9,780)	(11,160)	(11,640)	(19,080)	(13,560)
				Fund Balance End	72,649	78,562	37,502	60,617	96,057	122,477	132,917	150,477	94,397	73,837

* Loan payment was made at the end of FY19 for FY20 debt service

BALANCE SHEET - GENERAL OPERATING FUND

Account	AS OF JUNE 30, 2019	AS OF JUNE 30, 2020
CASH TOWN CLERK	150.00	150.00
CASH SELECTBOARD'S OFFICE	350.00	350.00
GENERAL FUND CHECKING MB	160,630.80	366,081.26
PAYROLL CHECKING	28,200.32	26,665.62
GENERAL FUND MMTK MB	727,137.83	741,517.64
US BANK BOND PROCEED ACCT	-	913,114.22
PREPAID EXPENSES	20,191.26	19,709.29
DELINQUENT TAXES RECEIVABLE	115,451.85	125,225.07
DELINQUENT INT/OTH RECEIVABLE	29,155.41	36,992.05
ACCTS RECEIVABLE OTHER	110.00	3,937.94
TOTAL ASSETS	1,081,377.47	2,233,743.09
DEFERRED REVENUE OTHER	4,298.16	9,828.03
DEFERRED REVENUE DELINQUENT TAXES	103,912.03	107,501.47
ACCRUED WAGE	3,241.89	3,954.72
ACCOUNTS PAYABLE	8,545.07	16,847.16
HEALTH INSURANCE PAYABLE	-	731.14
EYEMED PAYABLE	-	(0.18)
RETIREMENT PAYABLE	-	0.08
HEALTH REIMBURSEMENT ESCROW	(2,340.00)	-
INTERFUND - CASH HELD FOR OTHER FUNDS	583,077.02	1,693,809.00
TOTAL LIABILITIES	700,734.17	1,832,671.42
GENERAL FUND BAL TOTAL PRIOR YEARS	406,502.05	380,643.30
FUND BALANCE CURRENT YEAR	(25,858.75)	20,428.37
FUND BALANCE FOR RESERVED LEGAL EXPENSES	-	-
TOTAL FUND BALANCE	380,643.30	401,071.67
TOTAL LIABILITIES AND FUND BALANCE	1,081,377.47	2,233,743.09

BALANCE SHEET - HIGHWAY OPERATING FUND

Account	AS OF JUNE 30, 2019	AS OF JUNE 30, 2020
PREPAID EXPENSES HWY	9,734.50	9,396.11
ACCOUNTS RECEIVABLE	29,179.51	12,028.69
INTERFUND	54,716.61	112,172.09
TOTAL ASSETS	93,630.62	133,596.89
ACCRUED WAGE	3,546.85	5,337.07
ACCOUNTS PAYABLE	7,649.96	7,549.27
TOTAL LIABILITIES	11,196.81	12,886.34
HIGHWAY FUND BAL TOTAL PRIOR YEARS	168,503.75	82,433.81
FUND BALANCE CURRENT YEAR	(86,069.94)	38,276.74
TOTAL HIGHWAY FUND BALANCE	82,433.81	120,710.55
TOTAL LIABILITIES AND FUND BALANCE	93,630.62	133,596.89

AS OF JUNE 30, 2020

INTERFUND	CASH HELD FOR & DUE TO	CASH DUE FROM
<i>Interfund is also known as "Due To/Due From"</i>	DEBIT	CREDIT
100-1899-00.00 GENERAL OPERATING FUND INTERFUND	-	1,693,809.00
200-1899-00.00 HWY EQUIP INTERFUND	80,799.31	-
222-1899-00.00 HWY OPERATING INTERFUND	112,172.09	-
650-1899-00.00 BAXTER MEMORIAL LIBRARY	-	1,006.99
720-1899-00.00 JAMES JUDSON MEM INTERFUND	-	0.09
740-1899-00.00 STEENKEN LEASE LAND INTERFUND	0.10	-
800-1899-00.00 LEGAL RESERVE	3,000.00	-
900-1899-00.00 GRANTS - OTHER INTERFUND	5,412.69	-
925-1899-00.00 RECORD PRESERVATION INTERFUND	22,439.70	-
926-1899-00.00 SOLAR DECOMMISSIONING FUND	10,008.15	-
995-1899-00.00 APPRAISAL RESERVE INTERFUND	69,454.54	-
999-1899-00.00 CAPITAL ASSET RESERVE INTERFUND	1,391,529.50	-
TOTAL (Debit and Credit should always be equal)	1,694,816.08	1,694,816.08

FIXED ASSETS - BALANCE SHEET AS OF JUNE 30, 2020

LAND	243,262
ART	3,700
BUILDING IMPROVEMENTS	141,286
BUILDINGS	391,251
EQUIPMENT	173,969
VEHICLES	1,448,342
INFRASTRUCTURE	6,040,420
TOTAL ASSETS	8,442,230
ACCUMULATED DEPRECIATION	2,138,590
TOTAL LIABILITIES	2,138,590
FUND BALANCE FROM PRIOR YEARS	6,599,047
CHANGE TO FUND BALANCE CURRENT YEAR (Depreciation Expense)	(295,408)
TOTAL FIXED ASSET FUND BALANCE	6,303,640
TOTAL LIABILITIES & FIXED ASSET FUND BALANCE	8,442,230

LONG-TERM DEBT - BALANCE SHEET AS OF JUNE 30, 2020

TOTAL ASSETS	-
MERCHANTS BANK - 5 YR \$95K OCT 2015 - 2015 WESTERN STAR	19,000
MERCHANTS BANK - 5 YR \$232K JUN 2016 - 2016 CAT GRADER	46,400
MERCHANTS BANK - 5 YR \$120K JUL 2016 - 2017 FREIGHTLINER	48,000
MASCOMA BANK - 5 YR \$120K FEB 2018- 2018 FREIGHTLINER	72,000
MASCOMA BANK - 5 YR \$90K OCT 2018- 2018 JCB BACKHOE	63,000
COMMUNITY BANK NA \$80k 5y JUN 2020- 2020 F550	80,000
MUNICIPAL BOND LOAN 10YR \$1.1M MAR 2020 - PAVING	1,100,000
ACCRUED COMPENSATION	35,468
TOTAL LIABILITIES	1,463,868
LONG-TERM DEBT FUND BALANCE	(1,428,400)
ACCRUED COMPENSATION BALANCE	(35,468)
TOTAL LONG-TERM DEBT FUND BALANCE	(1,463,868)
TOTAL LIABILITIES & LONG-TERM DEBT FUND BALANCE	-

VMERS PENSION LIABILITY AS OF JUNE 30, 2020

PENSION DEFERRED OUTFLOW	(75,659.00)
NET PENSION LIABILITY	170,231.00
PENSION DEFERRED INFLOW	9,839.00
TOTAL LIABILITIES	104,411.00
PENSION BEGINNING EQUITY	(66,970.00)
NET CHANGE IN CURRENT YEAR'S FUND BALANCE	(37,441.00)
TOTAL FUND BALANCE	(104,411.00)
TOTAL LIABILITIES & FUND BALANCE	-

TOWN OF SHARON SPECIAL REVENUE FUNDS AS OF JUNE 30, 2020

ACTIVITY BY FISCAL YEAR	Town Building Improvement		Highway Infrastructure		Fire Equipment		Emergency Operations		Reappraisal		Record		Solar		Highway	
	Reserve Fund	Reserve Fund	Reserve Fund	Reserve Fund	Reserve Fund	Reserve Fund	Center Reserve Fund	Fund	Fund	Grants - Other	Preservation Fund	Decommission Fund (Rte 132 NorwichTech)	Legal Reserve Fund	Equipment Reserve Fund		
FY 2018 Ending Balance	19,519.03	256,707.48	22,666.94	12,250.00	55,999.04	5,075.82	16,703.26	-	1,000.00	102,232.98						
Gen Fund Transfer In	3,000	-	30,000	4,000	-		2,562		1,000							
Hwy Transfers In		133,000												110,000		
Grant Revenue		183,000	-		6,741	1,463										
Loan Proceeds & Trade-In																
Building Improvements & Planning	(9,056)													111,000		
Mascoma Bank Fire Truck Debt Service			(15,060)													
Town Ofc Kohler 20KW Generator				(14,070)												
Energy Grant Expenses						(1,263)										
Tiny Grant Expenses						(200)										
Grant Exp re TRORC BBRA Stormwater		(10,100)														
Paving Engineering & Legal Fees		(18,803)														
CCC Pond Culvert		(3,011)														
Paving Grant Expense Rte 132		(250,000)														
Purchase 2018 JCB Backhoe														(116,996)		
Welder-Lincoln Power MIG 216														(1,950)		
Truck & Equipment Loan Principal														(122,400)		
Loan Interest														(9,238)		
FY 2019 Ending Balance	13,463	290,793.31	37,607	2,180	62,740	5,076	19,265	-	2,000	72,649						
Gen Fund Transfer In *	3,000	-	30,000	4,000	-		3,174	10,000	1,000							
Hwy Transfers In		115,000												115,000		
Loan Proceeds		1,100,000	-			-								80,000		
Trade In														43,500		
Grant Revenue					6,715											
Interest Earned								8								
Baxter Mem Library Drainage Engineering	(1,440)															
T Ofc Emergency Center Generator Set Up				(890)												
Paving Project Expense - Contractor		(797,798.36)														
Paving Project Expense - Engineer & Testing		(28,615.80)														
Paving Project Expense - Legal		(2,950.66)														
Paving Project Expense - Town Prep		(12,021.04)														
Bond Loan Interest		(5,131.18)														
Purchase 2020 Ford 550 1-ton dump truck														(114,138)		
York Rake														(4,500)		
Truck & Equipment Loan Principal														(107,400)		
Loan Interest														(6,549)		
FY2020 Ending Balance	15,023	659,276.27	67,607	5,290	69,455	5,076	22,440	10,008	3,000	78,562						
	FUND 999	FUND 999	FUND 999	FUND 999	FUND 995	FUND 900	FUND 925	FUND 926	FUND 800	FUND 222						
	Combined Total for Capital Reserve Fund 999															

Baxter Memorial Library

P.O. Box 87, 5114 Rte. 14, Sharon, VT 05065

802-763-2875; www.sharonvtlibrary.com

Curbside Hours: Tuesday, Wednesday & Thursday 2:00-6:00 p.m.

Appointment Hours: Tuesday & Wednesday 3:00-6:00 p.m.

Open Hours: Thursday 3:00-6:00 p.m.

FY2020 was certainly eventful, both in the Library and in the world beyond. Shana Hickman became the new librarian, BML was awarded the Children's Literacy Foundation's *Revive Your Literacy Program* grant, we implemented several ongoing events, we acquired new computers, and then we had to close our doors.

Because the pandemic forced us to reimagine the Library's place in our community, we discovered new ways to give people access to materials, offer events and other programs, raise funds, and stay the heart of the Sharon community.

We have a *lot* of people to thank this year. We are forever grateful to our dedicated volunteers who staffed our circulation desk before the pandemic, provided cookies for the 2019 Cookie



Walk, helped with our pizza sale, baked for the Café and our "Everything Apple" fundraiser, maintained our beautiful pollinator gardens, decorated the building for the holidays, donated books, and provided suggestions for library improvements. We couldn't have done it without you! A special shout out goes to Eileen Lanza for creating a *beautiful* quilt which we raffled off in December!

We are also indebted to those who served on our search committee and to Catherine Freese who guided us through the transition!

In 2020 we welcomed two new Trustees, Emma Basham and Marian Weatherbee, both of whom brought creativity and new energy to the board. We thank Trustees Sue Sellew and Paula Duprat who stepped down after donating so much of their time and energy to the board, as well as all the trustees who have come before us. We stand on their shoulders of accomplishments.

Accomplishments

Before the pandemic closed everything down, Baxter Memorial Library bustled with activity. We:

- Hosted The Baxter Café on Wednesday mornings, a popular community hub where friends and neighbors gathered to visit, enjoy a cup of coffee or tea, and share a sweet treat

- Implemented community board gaming twice monthly with board gamer extraordinaire Ron Lacer
- Hosted The Mother's Circle, a group for new mothers and their babies with postpartum doula Jess Kimball
- Started a short story club for patrons who are short on time but long on their love of literature
- Hosted an engaging author talk with Upper Valley author and founder of Zen Yoga, Aaron Hoopes, about reclaiming our relationship with the planet
- Joined the Librarians of the Upper Valley (LUV) co-op and began receiving rotating collections of audiobooks and DVDs (still available for checkout!)
- Displayed Jess Kimball's incredible "A Day in the Life of a Mom" photography series
- Purchased new Chromebooks for guest use
- Received CLiF's *Revive Your Literacy Program* grant, enabling us to purchase many new volumes of children's poetry, as well as a laminating machine for Story Walks®
- Provided public meeting space for the Fiber Arts group

After the pandemic found its way into our lives, we continued supporting the community beyond the library's physical walls by:

- Offering the Sharon community free access to eBooks and digital audiobooks
- Maintaining free wi-fi for Sharonites who might not otherwise have access to the Internet
- Rearranging the website to highlight an *extensive* curation of online resources
- Organizing virtual programs (such as the Baxter Show-Off Show, which allowed residents to "show off" things they had created during quarantine)
- Providing homeschooling support for overwhelmed parents
- Affording free access to online learning tools such as Universal Class and Learning Express Library
- Establishing virtual readers' advisory and one-on-one remote reference assistance
- Offering dozens of library cards to new patrons
- Creating a comprehensive list of BML's resources for teaching children about racism
- Hosting two socially distanced Story Trees with storyteller Jools Skeet and providing a new children's book to each participant
- Installing our very first Story Walk® (or Poetry Walk, in this case) – more to come!
- Upgrading our desktop computers for patron use, thanks to a donation from Dartmouth's Jones Media Center (a part of the Dartmouth Library)
- Taking the books we would have sold at our biggest fundraiser of the year, the annual Plant, Book and Bake Sale, and turning the Library's back porch into a not-so-little free library.
- Implementing a curbside pickup service, which enabled community members to borrow books and other materials safely, including interlibrary loans, which gave patrons access to nearly any item in the Vermont library system
- Adding many, many items to the Library's collection
- Creating a virtual summer reading (and writing!) program complete with goodies and prizes
- Presenting a virtual weekly kids' craft hour with Jillian Sherwin, a student from The Sharon Academy

- Organizing several successful fundraisers: homemade, wood-fired pizzas (August), “Everything Apple” (October), a Quilt Raffle (December drawing), and our fall Appeal Letter – thank you so much for your support!

Now that we’re able to offer both appointment and open hours, we hope you’ll stop by the Library for a socially distanced visit – and don’t forget to check out our website at www.sharonvtlibrary.com where you can peruse the catalog, download eBooks and audiobooks through “Listen Up! Vermont,” browse our new arrivals, view our collection of fun and educational online resources, schedule an appointment or curbside pickup request, and learn about some of the many ways you can help your Library.

Baxter Memorial Library is deeply grateful for the support of the Sharon residents, taxpayers and Selectboard, and we look forward to continuing to serve the Sharon community in 2021.

Sincerely, Baxter Library Trustees: Mary Stoddard (Chair), Carole Bando (Treasurer), Stephanie Gergely-Davis (Secretary), Emma Basham and Marian Weatherbee



BAXTER MEMORIAL LIBRARY

PROPOSED BUDGET FOR FY2022, BUDGET TO ACTUAL REPORT FOR FY2020, BUDGET FY2021

	Account Description	BUDGET FY2020	ACTUAL FY2020	BUDGET FY2021	BUDGET FY2022	% of FY21 Budget	\$ Over (Under) FY21 Budget
Revenue							
1	Transfer In from General Fund	22,377	22,377	22,980	24,000	4%	1,020
2	Transfer In from Permanent Fund: Dividends	5,500	5,572	5,500	5,500	0.0%	-
3	Donations & Fundraising	4,000	3,747	7,000	5,000	-28.6%	(2,000)
4	Grant Revenue	5,200	3,084	4,500	4,200	-6.7%	(300)
5	Bank Interest	90	292	4	35	775.0%	31
6	Misc Revenue		-				-
7	TOTAL REVENUE	37,167	35,072	39,984	38,735	-3.1%	(1,249)
Expenses							
PROGRAM & OPERATING EXPENSES							
8	Library Director Wage	23,088	24,428	23,548	25,295	7.4%	1,747
9	FICA	1,767	1,869	1,802	1,935	7.4%	133
10	Library Director Retirement	1,305	1,319	1,413	1,581	11.9%	168
11	Library Supplies	500	617	500	500	0.0%	-
12	Adult Books, DVD, Audio	2,000	1,588	2,000	1,650	-17.5%	(350)
13	Downloadable Audio Books	300	404		450		450
14	Programs	1,000	438	1,250	800	-36.0%	(450)
15	Covid-19 Related Expenses	-	13				-
16	Children Books, DVD, Audio	1,500	1,213	1,500	1,350	-10.0%	(150)
17	Circulation Software	690	690	690	720	4.3%	30
18	Interlibrary Lending Delivery Fees	550	814	800	1,200	50.0%	400
19	PO Box Rental	90	92	90	100	11.1%	10
20	Telephone & Internet	1,222	920	1,222	1,224	0.2%	2
21	Fund Raising Expenses	250	340	249	600	141.0%	351
22	Mileage	200	194	400	100	-75.0%	(300)
23	Education	200	-	200	100	-50.0%	(100)
24	Dues, Fees, Subscriptions, & Misc Exp	400	741	310	350	12.9%	40
25	Furniture/Equipment Expense	1,275	762	3,150	350	-88.9%	(2,800)
26	Website Fee	30	60	60	60	0.0%	-
27	Grant Expense	800	414	800	370	-53.8%	(430)
28	Total Program & Operating Expenses	37,167	36,915	39,984	38,735	-3.1%	(1,249)
29	NET REVENUE (EXPENSES)	-	(1,843)	-	-		-

ASSETS

CASH & CASH EQUIVALENTS:
ACCOUNTS RECEIVABLE
STOCK VALUE AS OF 6/30/2020

As of June 30, 2020

24,477
21
105,054

TOTAL CASH AND CASH EQUIVALENTS

129,552

LIABILITIES

WAGE ACCRUED TO PRIOR YEAR
ACCOUNTS PAYABLE and DUE TO/DUE FROM
DEFERRED REVENUE

757
1,656
1,084

TOTAL LIABILITIES

3,497

FUND BALANCE

PRIOR YEAR END FUND BALANCE
CHANGE IN CURRENT YEAR FUND BALANCE - OPERATING
CHANGE IN CURRENT YEAR FUND BALANCE - INVESTMENT
TOTAL OPERATING & INVESTMENT FUND BALANCES 6/30/20

138,250
(1,843)
(10,352)
126,055

TOTAL LIABILITIES & FUND BALANCE

129,552

CHANGE IN INVESTMENTS

STOCK VALUE 6/30/2020 105,054
STOCK VALUE 6/30/2019 115,406
CHANGE IN STOCK VALUE (10,352)

STOCK/# OF SHARES AS OF 6/30/2020

AT&T / 1808 53,716
Comcast / 542 21,127
Verizon / 492 26,824
Frontier / 101 1
CenturyLink / 35 343
Vodafone / 142 2,263
Teradata / 37.5 780
TOTAL VALUE 105,054

Chester Downer Endowment Fund

Trustees Report for the year 2020

During the year 2020, your Trustees with the assistance of the Town Treasurer, continued the management of the Endowment fund. These investments, in accordance with the Downer Will, are only authorized for expenses as specified in the will and limited to 75% of the current year income earned by the Trust's investments. A copy of the will is available at the Town Offices.

During the last fiscal year there were no formal applications made to the Downer Fund for grants. At the Fund's annual meeting, on August 27, 2020, the trustees approved the ongoing annual expenses of the Fund, including the Probate court fee of \$85.00 and the interest reimbursement to the Pine Hill Cemetery for \$180.00. Please note that the Fund also pays for the maintenance of the town grounds.

The Trustees also authorized the Town Treasurer to purchase a new 5-year note in the amount of \$55,000. This is in keeping with your trustees maintaining a ladder of 5-year maturity bonds, one of which will mature each year. The annual Chester Downer Endowment Fund report was also reviewed and accepted by all Trustees. Before adjourning the meeting, the Trustees discussed the situation that A.M. Peisch was no longer preparing the trust annual tax filing. Jim Kearns informed all that he had contacted the Probate court and that he was informed that it was not a requirement that the tax filing be done by a CPA. Consequently, the return was prepared by the Trustees and filed by the Town Treasurer. Please note though that your Trustees still seek to find another CPA firm willing to provide this service on a pro bono basis, so that it can be filed electronically. If anyone knows of someone or company willing to do this, please contact one of the Trustees. Thank you.

We remind all residents that all applications for grants from the Fund are first reviewed by your Trustees. Then, if approved, they must be forwarded to the Probate Court for final confirmation. This is to assure that all grants are in strict accordance with the requirements of the Downer will.

The Trustees

Jim Kearns

Martha Fisk

Bob Ferguson

FY20 REVENUE AND EXPENDITURES AND BALANCE SHEET AS OF 6/30/20

<u>REVENUE & EXPENSE REPORT</u>		<u>BALANCE SHEET</u>
	FY 2020	6/30/2020
<u>Revenue</u>		<u>Assets</u>
Interest - Checking	3.86	Checking
Interest - Treasury	3,856.88	Treasury Bonds
Total Revenue	<u>3,860.74</u>	<u>Total Assets</u>
		12,703.86
		234,856.80
		247,560.66

Investments: US Treasury Notes as of 6/30/2042

TOWN OF SHARON				BALANCE SHEET - GOVERNMENTAL FUNDS							JUNE 30, 2020			
ASSETS														
General Fund	Highway Fund	Capital Reserve Fund	Chester Downer Fund	Town Equipment Fund	Conservation Fund	Recreation Fund	Record Preservation Fund	Legal Reserve Fund	Reappraisal Fund	Honor Roll, Steenken Lease Land & James Judson Funds	Baxter Memorial Library Fund	Grant Fund - Other	Solar Decommissioning Fund	Total Governmental Funds
Cash & Cash Equivalents	2,047,879	-	12,704	-	1,073	14,263	-	-	-	1,334	24,477	-	-	2,101,730
Investments	-	-	234,857	-	-	-	-	-	-	-	105,054	-	-	339,911
Property Taxes Receivable	162,217	-	-	-	-	-	-	-	-	-	-	-	-	162,217
Accounts Receivable	12,029	3,938	-	-	-	-	-	-	-	-	21	-	-	15,988
Prepaid Expenses	19,709	9,396	-	-	-	-	-	-	-	-	-	-	-	29,105
Due From Other Funds	-	112,172	1,391,529	-	80,799	-	22,440	3,000	69,455	-	-	5,413	10,008	1,694,816
TOTAL ASSETS	2,233,743	133,597	1,391,529	247,561	80,799	1,073	14,263	3,000	69,455	1,334	129,552	5,413	10,008	4,343,767
LIABILITIES, DEFERRED INFLOWS OF RESOURCES & FUND EQUITY														
LIABILITIES:														
Accounts Payable	16,847	7,549	639,202	-	-	-	-	-	-	-	649	-	-	664,247
Accrued Expenses	4,686	5,337	5,131	-	2,237	-	-	-	-	-	757	-	-	18,148
Decommissioning Escrow	-	-	-	-	-	-	-	-	-	-	-	-	10,008	10,008
Due To (From) Other Funds	1,693,809	-	-	-	-	-	-	-	-	-	1,007	-	-	1,694,816
TOTAL LIABILITIES	1,715,342	12,886	644,333	-	2,237	-	-	-	-	-	2,413	-	10,008	2,387,219
DEFERRED INFLOWS OF RESOURCES:														
Deferred Property Taxes	107,501	-	-	-	-	-	-	-	-	-	-	-	-	107,501
Deferred Grant Revenue	-	-	-	-	-	-	-	-	-	-	1,084	337	-	1,421
Taxes Collected in Advance	9,828	-	-	-	-	-	-	-	-	-	-	-	-	9,828
TOTAL DEFERRED INFLOWS OF RESOURCES														
	117,330	-	-	-	-	-	-	-	-	-	1,084	337	-	118,750
FUND BALANCES														
Nonspendable	19,709	9,396	-	234,720	-	-	-	-	-	-	-	-	-	263,825
Restricted	-	-	-	12,841	-	1,073	14,263	22,440	3,000	69,455	1,334	126,055	5,076	255,537
Committed	-	111,315	747,196	-	78,562	-	-	-	-	-	-	-	-	937,073
Unassigned	381,362	-	-	-	-	-	-	-	-	-	-	-	-	381,362
TOTAL FUND BALANCES	401,071	120,711	747,196	247,561	78,562	1,073	14,263	22,440	3,000	69,455	1,334	126,055	5,076	1,837,797
TOTAL LIABILITIES, DEFERRED INFLOWS OF RESOURCES & FUND EQUITY														
	2,233,743	133,597	1,391,529	247,561	80,799	1,073	14,263	22,440	3,000	69,455	1,334	129,552	5,413	4,343,767

"Governmental funds may report five categories of fund balances... *Nonspendable* fund balance includes amounts associated with inventory, prepaid expenditures, longterm loans or notes receivable, and trust fund principal to be held in perpetuity. *Restricted* fund balance includes amounts that can be spent only for the specific purposes stipulated by constitution, external resource providers, or through enabling legislation. *Committed* fund balance includes amounts that can be used only for specific purposes determined by the Town's highest level of decision making authority, the voters, as a result of articles passed at Annual or Special Meetings. Assigned fund balance includes amounts that are intended to be used by the Town for specific purposes as authorized by the Selectboard. *Unassigned* fund balance is the residual classification for the government's General Fund and includes all spendable amounts not contained in another classification. Deficits are also considered to be unassigned. The Town's policy is to apply expenditures to fund balance in the order of restricted, committed, assigned, and unassigned unless the Selectboard specifies otherwise." Fund Balance descriptions are from *Governmental Accounting Standards Board Statement No. 54*

TOWN OF SHARON STATEMENT OF REVENUES & EXPENDITURES AND CHANGES IN FUND BALANCES FOR FY2020 - OTHER GOVERNMENTAL FUNDS

	Conservation Fund	Recreation Fund	Record Preservation Fund	Reappraisal Fund	Honor Roll	James Judson Memorial Fund	Steenken Lease Land Fund	Baxter Memorial Library Fund	Legal Reserve Fund	Grant Fund - Other	Solar Decommissioning Fund	Totals
INFLOWS												
Intergovernmental - State Contributions	-	-	-	6,715	-	-	-	200	-	-	-	6,915
Investment Income	-	-	-	-	-	-	-	6,631	-	-	-	6,631
Charge for Services	1	4	-	-	-	0	0	(4,488)	-	-	8	(4,482)
Miscellaneous	-	1,530	-	-	-	-	-	-	-	-	-	1,530
TOTAL REVENUES	1	1,534	-	6,715	-	0	0	2,343	-	-	8	10,594
OUTFLOWS												
General Government Culture & Recreation	-	-	-	-	-	-	-	36,914	-	-	-	36,914
Due To Other Funds	-	5,357	-	-	-	-	-	-	-	-	-	5,357
TOTAL EXPENDITURES	-	5,357	-	-	-	-	-	36,914	-	-	-	42,271
EXCESS OF INFLOWS OR (OUTFLOWS)	1	(3,823)	-	6,715	-	0	0	(34,571)	-	-	8	(31,678)
OTHER FINANCING SOURCES (USES)	-	-	-	-	-	-	-	-	-	-	-	-
Transfers in (out)	-	-	3,175	-	-	-	-	22,377	1,000	-	-	26,552
NET CHANGE IN FUND BALANCES	1	(3,823)	3,175	6,715	-	0	0	(12,194)	1,000	-	8	(5,126)
FUND BALANCES AS OF JUNE 30, 2019	1,072	18,087	19,265	62,740	79	255	999	138,249	2,000	5,076	10,000	257,822
FUND BALANCES AS OF JUNE 30, 2020	1,073	14,263	22,440	69,455	79	256	999	126,055	3,000	5,076	10,008	252,696

OLD SCHOOL HOUSE (OSH) RENTAL PROPERTY - BALANCE SHEET AS OF JUNE 30, 2020

CASH & CASH EQUIVALENTS	38,330
CAPITAL IMPROVEMENTS	182,169
BUILDING	250,000
ACCUMULATED DEPRECIATION	(368,819)
PREPAID EXPENSE	2,109
TOTAL ASSETS	103,789
SECURITY DEPOSIT	600
TOTAL LIABILITIES	600
NET POSITION, JULY 1, 2019	106,340
CHANGE IN NET POSITION	(3,151)
NET POSITION, JULY 1, 2020	103,189
TOTAL LIABILITIES & NET POSITION	103,789

OSH REVENUE & EXPENSE FOR FY20 JULY 1, 2019 - JUNE 30, 2020

RENTAL REVENUE	26,832
INTEREST INCOME	21
TOTAL REVENUE	26,853
INSURANCE	7,982
REPAIRS, MAINTENANCE & IMPROVEMENTS	10,522
DEBT SERVICE - CAPITAL WATER PROJECT	7,132
DEPRECIATION EXPENSE	4,368
TOTAL EXPENSE	30,004
EXCESS REVENUE OR (EXPENSE)	(3,151)

Proprietary funds are used to account for a municipality's business-type activities.

SHARON RECREATION FUND FY2020 Budget to Actual, Budget FY21, and FY2022 Proposed Budget

	Budget FY2020	Actual FY2020	Budget FY2021	Proposed Budget FY2022	\$ Change
REVENUE					
Revenue From Soccer	400	535	400	400	-
Revenue From Basketball	700	995	800	800	-
Revenue From Baseball	1,600	-	1,600	1,600	-
Bank Interest	5	4	3	3	-
TOTAL REVENUE	2,705	1,534	2,803	2,803	-
EXPENSES					
Recreation Committee Programs					
Soccer Related Expenses	200	419	200	200	-
Basketball Related Expenses	400	528	400	400	-
Baseball Related Expenses	1,900	-	1,900	1,900	-
Other Recreational Expenses	200	130	200	200	-
Portapotty Rental	500	480	500	500	-
Advertising & Subscriptions	130	-	130	130	-
Subtotal Recreation Comm Expenses	3,330	1,557	3,330	3,330	-
Selectboard Appropriations					
Sprouty Related Expenses	700	800	700	700	-
Summer Camp - One Planet	3,000	3,000	3,000	3,000	-
CCC Pond Weed Harvesting	-	-	880	-	(880)
Subtotal Selectboard Expenses	3,700	3,800	4,580	3,700	(880)
TOTAL EXPENSES	7,030	5,357	7,910	7,030	(880)
NET REVENUE / (EXPENSES)	(4,325)	(3,823)	(5,107)	(4,227)	880

ASSETS	AS OF JUNE 30, 2020
TOTAL CASH AND CASH EQUIVALENTS	14,188
TOTAL ASSETS	14,188
LIABILITIES	
ACCOUNTS PAYABLE	-
TOTAL LIABILITIES	-
FUND BALANCE	
PRIOR YEAR END FUND BALANCE	18,087
CHANGE IN CURRENT YEAR FUND BALANCE	(3,823)
TOTAL FUND BALANCE AT END OF FISCAL YEAR	14,263
TOTAL LIABILITIES AND FUND BALANCE	14,263

Due to restrictions required to prevent the spread of Covid-19, the recreation programs for the end of FY20 and most of FY21 were canceled or run on a limited basis. It is hoped that these programs will be safe to resume as usual in FY2022.

James Judson Parker Memorial Fund

Report of Trustees of Public Funds
FY2020 July 1, 2019 - June 30, 2020

Balance on hand as of July 1, 2019

Certificate of Deposit	41,298.42	
Check Book	<u>1,043.22</u>	
Total Balance on Hand		42,341.64

Inflows

CD Interest to Checking	165.46
-------------------------	--------

Outflows

Assistance to Resident(s)	<u>(300.00)</u>
---------------------------	-----------------

Net Change (134.54)

Balance on hand as of June 30, 2020

Certificate of Deposit	41,298.42	
Check Book	<u>908.68</u>	
Total Balance on Hand		42,207.10

Ross Grindle Fund

January 1, 2020 - December 31, 2020

This fund is a bequest left for use by Sharon residents needing assistance with payment of Gifford Hospital medical bills. The funds are accounted for and managed by the Hospital.

Please find January 2020 - December 2020 information below.

Ross Grindle Principal	26735.00
Realized Gain/Loss	3378.66
Income	3623.63

Stephen Conti
Controller
Gifford Hospital
802-728-7751

Sharon Town Clerk's Office



A Note of thanks -

Thank you for your support over the past 15 years. I have been fortunate to meet so many of your and your children, really the best part of the job. I met a lot of your children with the help of Alfie (my dog), who received a lot of love and attention from them on our daily walk through the school playground.

I would also like to thank Roland Potter, who was a great mentor and teacher when it came to teaching me how to run elections and how to set up the polling place. I would like to thank Galen Mudgett for his patience and guidance in teaching me my role as Town Clerk. I would also like to thank Margaret Raymond, who taught me so much about town government and her general knowledge of Sharon. I would also like to thank Assistant Town Clerk Judi Kehoe for always

having my back and supporting me before, during and after elections. Thanks also to both Margaret and Judi for covering my office when I was away on vacation. I would also like to thank all the poll workers and volunteers who made elections run smoothly, with a special thanks to Jack Jones for manning the ruler. However, most of all, thank you all for being a friend. *Debbie*



**2020 VITAL STATISTICS
TOWN OF SHARON
Debra St. Peter, Town Clerk**

MARRIAGES REPORTED TO THE TOWN CLERK

GROOM	RESIDENCE	BRIDE	RESIDENCE	DATE	PLACE
Ronald Gene Lacer	Sharon	Danette Lynn Krushel	Sharon	1/31/2020	Sharon
William Aaron Agnew	Sharon	Loretta Rose Cruz	Sharon	6/27/2020	Sharon
Michael Burton Ducharme	Sharon	Emily Florence Coates	Sharon	7/25/2020	Sharon
Matthew Frank Cardillo	Sharon	Evelyn M Bjers	Sharon	9/12/2020	Sharon
Timothy Patrick Silovich	Sharon	Cheryl Anne Poreto	Sharon	10/03/2020	Fairlee
Adam James Kniffen	Sharon	Heather Sunshine Wheeler	Sharon	10/10/2020	Sharon

BIRTHS REPORTED TO THE TOWN CLERK (Births occurring in NH are not automatically reported to the Town of Sharon)

NAME	SEX	DATE OF BIRTH	PLACE	MOTHER'S NAME	FATHER'S NAME
Nolan Abijah Howe	M	April 25, 2020	Randolph	Kendra S Howe	Jackson C Howe
Francesca D Stahler	F	April 26, 2020	Randolph	Elizabeth C Stahler	
Oak Frances Cayer	M	June 2, 2020	Randolph	Mindy M Cayer	Zackary P Cayer
Isaac E J Hippe	M	Dec 20, 2020	Sharon	Katrina S T Hippe	Lucas E M Eldridge
Lydia Margaret Honkala	F	Dec 21, 2020	Randolph	Jessica E Noble	Jon B Honkala

DEATHS REPORTED TO THE TOWN CLERK

NAME	SEX	AGE	DATE OF DEATH	PLACE OF DEATH	PLACE OF BURIAL
Hunter Isaiah Dwyer	M	26	January 12, 2020	South Royalton, VT	
Michael Scott Kendall	M	52	January 17, 2020	Sharon	
Charles Joseph Radicioni	M	41	February 11, 2020	Royalton, VT	Broad Brook Cemetery
Michael D Boles	M	57	July 19, 2020	Sharon	
Walter A Radicioni	M	87	August 6, 2020	Sharon	Broad Brook Cemetery

DEATHS REPORTED TO THE TOWN CLERK CONT'D

NAME	SEX	AGE	DATE OF DEATH	PLACE OF DEATH	PLACE OF BURIAL
James B Jordan	M	68	September 23, 2020	Strafford, VT	Concord, NH
Emma R Rikert	F	79	October 21, 2020	Sharon	
Roy I Rikert	M	84	December 12, 2020	Sharon	

BURIALS REPORTED TO THE TOWN CLERK

NAME	SEX	AGE	DATE OF DEATH	PLACE OF DEATH	PLACE OF BURIAL
Charles J Radicioni	M	41	February 11, 2020	Royalton	Broad Brook Cemetery
David Phelps	M		July 10, 2020		Pine Hill Cemetery
Walter A Radicioni	M		August 6, 2020	Sharon	Broad Brook Cemetery
Ronald Gaetgens	M			CT	Pine Hill Cemetery
Claudette Werner-Poorman	F		Nov. 6, 2019	FL	Pine Hill Cemetery
Emma R Rikert	F	79	Oct. 21, 2020	Sharon	Pine Hill Cemetery

These vital statistics represent marriages, births, deaths and burials recorded in the Sharon Town Office.

Certificates filed elsewhere are not automatically forwarded to the Town Office.

If you would like those statistics to be included in this report, please arrange for copies of the records to be sent.

If you would prefer not to have your vital statistics listed in the Town Report due to privacy concerns or for any other reason, please notify the Town Clerk's Office.

12/31/2020

DOG & WOLF HYBRID LICENSE INFORMATION

All dogs and wolf hybrids must be licensed within 30 days of acquiring an animal, when it reaches 6 months of age, or by April 1st of each year. Spay/neuter certificates and rabies certificates, issued by a licensed veterinarian in accordance with Section 3581 of Title 20, must be filed at the time of licensing.

For the licensing of a dog or wolf hybrid, a current vaccination against rabies means:

1. A dog or wolf hybrid of less than 1 year of age must be vaccinated.
2. A dog or wolf hybrid of 1 or more years of ages but less than 2 years of age has been vaccinated within the preceding 12 months.
3. A dog or wolf hybrid of 2 or more years of age has been vaccinated within the preceding 24 months.

License Fees

Neutered dog of wolf hybrid - \$9.00

Unneutered dog or wolf hybrid - \$13.00

Penalties will apply for delinquent animals.

Dogs are licensed at the Town Clerk's Office

Sharon has an Animal Control Ordinance, copies of which can be found in the Town Clerk's Office. The Town has been receiving an increase in calls from residents regarding loose dogs that are not on leashes or under verbal control by their owners. Article 7. Of the Animal Control Ordinance states: The owner or keeper of any dog shall confine within lands owned or controlled by him, every dog, and not take or allow such dog to leave such lands unless such dog is on a leash or under control by verbal command.

Vermont Rabies Hotline: 1-800-4-RABIES (1-800-472-2437)

Dear Vermont Town Clerks,

January 21, 2021

The VT Spay Neuter Incentive Program (VSNIP), under VT Economic Services, helps income challenged care-providers of cats & dogs neutered for \$27.00. The balance is paid ONLY by a \$4.00 fee added to the licensing of dogs, and put into a designated account.

VSNIP is now at "0" funding due to dogs not being registered at least by six months of age. Required by law, a rabies vaccination enables your dog to be licensed. While town offices may not be open to the public, dogs *can* be licensed. Call, provide the rabies certificate, include a check for that amount, and a SASE. **Rabies IS in Vermont and IS deadly.** Tractor Supply Stores are now holding monthly rabies clinics again! Call for their schedule.

Licensing a dog: **1)** identifies your dog if lost, **2)** provides proof that your dog is protected from rabies in the event your dog is bitten by a rabid animal {but would still need immediate medical attention}, **3)** bites another animal/person, which could result in the quarantine of your dog or possibly euthanasia to test for rabies if your current vaccination isn't proven, **4)** helps support VSNIP to address the over-population of cats and dogs in VT, and **5)** **§3590. List of dogs and wolf-hybrids not licensed states, in part ...** "the municipal clerk shall notify the owners or keepers of all dogs and wolf-hybrids named on the list that have not already been licensed or inoculated, and after May 30 shall furnish to the legislative body a list of dogs and wolf-hybrids not licensed or inoculated as required by law. **Owners shall also be notified that unlicensed or uninoculated dogs or wolf-hybrids may be destroyed.**" (No one want this, so vaccinate & register – for the protection of your animals and people!

For an application for VSNIP, send a SASE to: VSNIP, PO Box 104, Bridgewater, VT 05034. Indicate if this is for a cat/dog or both. 802-672-5302

.....

VT Volunteer Services for Animals Humane Society has held a "DRIVE UP & POKE! RABIES CLINIC" for several years now. This type of clinic allows us to maintain a safe distance from people while vaccinating dogs and cats. All people stay in cars, masks are required. **Pre-registration is encouraged.**

Thanks!

Sue Skaskiw, VVSA Director/ VSNIP Administrator: 802-672-5302.

Report of the Collector of Delinquent Taxes

2020 Report

Years ago I watched Ken Chase exercise some of the duties of this office, and I was impressed by how he dealt with the folks in the town office as well as the tax payers who fell behind. He respected people's privacy; he did not judge; he was a man of few words. I attended one of Ken's tax sales about twenty years ago. There were no lawyers or other officials, just Ken and a couple of us interested in the property. From start to finish it took about ten minutes. When Mona took the position she brought different gifts. Mona kept great records and made sure everyone who needed to know what was going on in the office of CDT got updated monthly. She was very professional. A few years ago Mona suggested to me it was time to retire, and I expressed interest in the office. I had spent 20 odd years as a Lister in Sharon and felt I understood property and taxes and that the job would not be much of a stretch.

I am glad I accepted the challenge of this job, and I would like to say it is a good fit. But 2020 has not provided a typical experience, so it is hard to say. I look forward to the town offices getting closer to normal.

Years ago Mona produced a set of policies for the Collection of Delinquent Taxes. I find them reasonable and plan no substantial changes. Here are some important points:

You can pay current property taxes at any time of year.

Any portion of a tax payment will be accepted toward a full payment. In the case of delinquent taxes, unless the taxpayer specifies otherwise, the payment will be applied to the oldest debt first and will be applied to the interest before tax or penalty.

Taxes on real property become delinquent the day after the final day taxes are due. Once a property tax becomes delinquent, an interest charge will be applied monthly and a one-time penalty of 8% of the tax still owed.

Soon after the final day taxes are due, the Treasurer issues a warrant to the Collector of Delinquent Taxes (CDT). It specifies the taxpayer and the amount owed on what property. The CDT then mails notification as soon as possible to the taxpayers.

Tax payers have a right to an abatement hearing. A tax burden can be removed in some very specific circumstances. Among these exceptions are the inability to pay, loss of property and manifest error of the Listers.

Sixty (60) days after the CDT has notified the taxpayer of the delinquent taxes owed, the CDT can "extend the warrant", that is: initiate tax sale proceedings. It has not been Mona's practice to rush into this option. It also seems a cruel act during a pandemic. That said, there are a few taxpayers in Sharon who do not make an effort to recognize their tax obligation and may be abusing the citizens who do pay their taxes on time. In the event that the CDT and a delinquent tax payer can't arrive at a workable payment plan before mid-September of this year, it is my intent to initiate the tax sale process.

Respectfully Submitted, Ken Wright, Collector of Delinquent Taxes

Report of the Collector of Delinquent Taxes

February 2021

On February 18th 2020 Mona Foster, as Collector of Delinquent Taxes, received the warrant to collect taxes on 52 parcels delinquent for FY2020. The total amount of taxes owed on these properties was \$131,365.20. On March 3rd, 2020 I was voted into office. The number of parcels delinquent had been reduced to 44. As of this writing 14 parcels remain delinquent. All have a history of multiple years of delinquency.

The total amount of delinquent property tax outstanding for FY2020 as of February 9th, 2021 is \$40,820.17.

The total amount of uncollected tax from all fiscal years prior to 2020 is \$56,591.13.

As of February 7th 2021: Property tax remains unpaid on the following parcels:

R16020-L2	Cummings, Douglas	2017-2020
R17340-R2	Durkee, Sandy	2012-2017
S14129-L	Honkala, Jon B.	2017-2020
R01071-L	MacDonald, Scott	2019-2020
R16012-R	Matheson, Justin B.	2019-2020
S14129-R	Paton, Robert W.	2020
R16272-R	Petruzzelli, Rebecca	2016-2020
S14480-L	Pillsbury, Rhoena	2017-2020
R01176-R	Pinette, Tamara	2019-2020
R02332-R	Rodewald, Brenda H.	2020
R02360-R	Rodewald, Steven V.	2017-2020
R01060-I2	Silvia, Raymond	2015-2020
S142176-R	Wood, Michael J.	2018-2020
S14311-R	Wood, Michael J.	2018-2020

Ken Wright
Collector of Delinquent Taxes
Sharon, Vermont

Listers' Report For 2020

2020 was a challenging year for the listers. Even though normal site visits could not be conducted, the listers were able to complete the 2020 Grand List through teleconference. The Common Level of Appraisal (CLA) for the FY 2021 Education Grand List will be 94.93% down from 102.39 for FY2020. This means there will be an adjustment to the State Education Tax Rate as set by the Legislature. If all other components of the formula that determines the state education tax rate remain the same as last year, the school tax rate would increase by 11.12 cents. The Coefficient of Dispersion (COD) of 11.33% is a decrease from 10.4% which still reflects a very good level of equity across taxpayers' assessments.

REAL ESTATE MARKET: As one can see from the attached sales report, the Sharon Real Estate Market was very active this year. There were 36 sales in 2020 compared to 29 in 2019 and 25 in 2018. The available inventory of property for sale remains very limited. Three new housing units were constructed or under construction for the period April 1, 2019 to March 31, 2020. Due to the rising sale values, the listers are looking at conducting another reappraisal after the COVID-19 pandemic retreats. The last reappraisal was completed 10 years ago in 2011. We will need the cooperation of all property owners as the listers use the cost approach to determine values and then look at market comparison to ensure equitability. Even though the Grand List will increase, the tax rate will decrease. The #1 item that affects the tax rate is what the voters approve for a budget at Town Meeting.

CURRENT USE: There are 128 parcels consisting of 14,889.48 acres (or 64.84% of the total acreage of Sharon) enrolled in the Use Value Appraisal Program. Homestead property owners had their taxes reduced by \$82,093.70. Non-homestead property owners had their taxes reduced by \$242,433.90. Anyone with more than 25 acres of forest land is eligible to enroll in the program. Interested individuals should contact a forester for more information. **NOTE: It is very important to keep the forest management plans updated. Some Sharon property owners have had acreage removed from the program with substantial penalties when the plans were not updated as required.** In 2020, three property owners granted the Development Rights and a Perpetual Conservation Easement and Restrictions on 224.2 acres to either the Vermont Land Trust or Upper Valley Land Trust. This now makes 3389.32 acres of privately owned lands subject to Conservation Easements.

HOMESTEAD DECLARATIONS: **Everyone who is a residential homeowner in Sharon must file a Homestead Declaration in 2021.** Please file by the **deadline of April 15** to avoid penalties and the confusion of corrected Tax Bills. In addition, please use the correct SPAN number for the homestead property. **It is important that you keep a copy of all forms submitted, especially the electronically submitted forms. If you are unsure of the SPAN or need help filing the declaration, contact the Listers' office for assistance.** Even if you file for an extension for submitting your income taxes, the extension does not apply to the Homestead Declaration; however, you can still file the **property tax adjustment** form after April 15 without incurring the severe penalty. **NOTE: At this time, all tax filing deadlines are April 15, the same as before the COVID-19 pandemic.**

INCOME SENSITIVITY FOR PROPERTY TAXES: If your household income is less than \$141,000, you may be eligible for a Property Tax Adjustment. It is especially important if you happen to have a limited income in 2020.

VETERANS EXEMPTION: For veterans who have a VA disability of 50% or greater, you can file through the State of Vermont for a \$40,000 reduction in your assessed value of your homestead for taxation purposes.

If you have any questions about your property assessment, please feel free to call the Sharon Listers' Office (763-8268 ext. 2)

Listers for the Town of Sharon: Helen Barrett, Galen E Mudgett Jr., and Ken Wright



Galen Mudgett, Head Lister

TOWN OF SHARON GRAND LIST AS OF 12/31/2020

REAL ESTATE Category/Code	CODE	PARCEL COUNT	MUNICIPAL LISTED VALUE	HOMESTEAD ED LISTED VALUE	NON-RES ED LISTED VALUE	EDUCATION LISTED VALUE
Residential I	R1	252	47,370,500	37,717,850	9,652,650	47,370,500
Residential II	R2	268	82,846,800	55,116,800	27,730,000	82,846,800
Mobile Homes-U	MHU	19	569,100	229,300	339,800	569,100
Mobile Homes-L	MHL	31	2,625,900	1,046,000	1,579,900	2,625,900
Seasonal I	S1	5	215,400	0	215,400	215,400
Seasonal II	S2	25	4,978,200	122,100	4,856,100	4,978,200
Commercial	C	26	5,994,500	0	5,994,500	5,994,500
Commercial Apts	CA	2	1,085,000	0	1,085,000	1,085,000
Industrial	I	2	88,300	0	88,300	88,300
Utilities-E	UE	6	12,750,500	0	12,750,500	12,750,500
Utilities-O	UO	0	0	0	0	0
Farm	F	2	1,101,000	323,900	777,100	1,101,000
Other	O	21	7,143,600	798,900	6,344,700	7,143,600
Woodland	W	44	7,792,700	0	7,792,700	7,792,700
Miscellaneous	M	67	4,426,200	0	4,426,200	4,426,200
TOTAL LISTED REAL		770	178,987,700	95,354,850	83,632,850	178,988,300
EXEMPTIONS						
Veterans 10K		7	70,000	60,000	10,000	70,000
Veterans >10K			210,000		0	0
TOTAL VETERANS		6	280,000	60,000	10,000	70,000
CURRENT USE		128	13,851,400	3,576,600	10,274,800	13,851,400
SPECIAL EXEMPTIONS		4	0	0	6,983,200	6,983,200
TOTAL EXEMPTIONS			14,131,400	3,636,600	17,268,000	20,904,600
TOTAL MUNICIPAL GRAND LIST			1,648,563.00			
TOTAL EDUCATION GRAND LIST				917,182.50	663,648.50	1,580,831.00
# OF HOMESTEADS DECLARED		413				
ACRES		22,963.23				
TOTAL LAND VALUE		80,318,400				
TOTAL BUILDING VALUE		98,669,300				
TOTAL REAL VALUE		178,987,700				

2020 REAL ESTATE SALES IN SHARON

DATE	BUYER	SELLER	LOCATION	DESCRIPTION	ACRES	SALE PRICE
1/22/2020	DENNISON, HALEY P & NIEMI, SPENCER W	RICKER, DANIEL & ALISON D	34 DAISY LN	RANCH (DW) & LOT	1.759	140,000
2/4/2020	R L VALLEE INC	ROMEO, ROBERT G & CATHERINE D	5038 & 5054 VT RT 14	TRADING POST, APART HOUSE, MH & LOTS	1.37	1,590,000
2/11/2020	BANGO, LUIS E & HALEY JOAN F	O'LEARY, SHAWN M & AMY B	720 DOWNER RD	RANCH, CAMP, D.GARAGE, LAKE & LAND	46	510,000
3/20/2020	CHAMPION, MARK R	STRUGG, TERRI ELAINE REVOCABLE TR	43 EASTMAN RD	CONTEMPORARY 1/1/25 D.SHED & LOT	2	125,000
3/27/2020	LAWTON, MICHAEL	GOODWIN NEIL REVOCABLE TRUST	KINNEY FARM RD	LAND	25.03	82,644.63
4/1/2020	BRAKELEY, SAMUEL E	WINDSORANGE LLC	117 CLIFFORD FARM RD	CAPE & LAND	20.6	300,000
4/2/2020	MCCULLOUGH, DYLAN C & JAMES R	FERRIS, TOBY & KRISTOPHER	880 BROAD BROOK RD	SINGLE WIDE (1973), D.GARAGE & LOT	1.75	39,500
4/6/2020	QUARRY ROAD LLC	JULICH, LEE ANN	39 K&L COURT	MOBILE HOME PARK	3.72	541,500
4/10/2020	TUTHILL, TYLER M & WHITE, HANNAH M	TUTHILL, MICHAEL & MICHELLE	616 HARLOW RD	LOG HOME GAMBREL & LOT	1.82	240,000
4/29/2020	GISH REVOCABLE TRUST OF 2018	MAYNARD, MARGARET C & HULL P	4930 VT RT 14	COLONIAL, BARN, D.SHEDS & LOT	2.2	327,500
5/4/2020	RITTER, GRANT ALDEN & ELIZABETH B ET AL	DIXON, PETER M & COOK, SAMUEL P	309 ALDRICH FARM RD	CONTEMPORARY 2S, A.GARAGE & LAND	10.8	870,000
5/7/2020	ELDRIDGE, LUCAS E M	WINDSORANGE LLC	2117 FAY BROOK RD	LOG HOME 1 1/2S BARN & LAND	29.1	272,950
5/28/2020	GRAY, KENNEH & PATRICIA	CONWAY, THOMAS J & ROBBIN N	1360 VT RT 14	SINGLE WIDE (1970) & LOT	0.4	62,500
5/28/2020	STOECKLE, JONATHAN	HILL, SHAUNA M & PANDORA, TORRIE	309 KINNEY FARM RD	GAMBREL W/A GARAGE & LAND	15	329,000
6/26/2020	DARROW, RACHEL	HOPKINS, DEBORAH A	1848 MOORE RD	RANCH & LAND	10.2	278,000
7/10/2020	BERKLEY, SCOTT & PHOEBE	DION, ROBERT T & JOYCE RICHARDSON	1578 DOWNER RD	LOT	3.45	54,900
7/16/2020	SELLARS, AARON & KRISTIN	WILSON, RICHARD A & MICHELLE W	1936 RIVER RD	COLONIAL, D.SHED & LOT	2	330,000
7/21/2020	STREMLAU, ZACHARY HILL & MALIN, DANIELLA	POTTER, DANIEL C & ERIN G	2935 DOWNER RD	RAISED RANCH & LAND	15.5	185,000
7/28/2020	PFEIFFER, JULIA & SARAH M ET AL	HUDNUT, DANIEL H & LYNN C	963 BEAVER MEADOW RD	CONTEMPORARY W/A.GARAGE & LAND	14.8	479,000
7/29/2020	WEBB, CAMERON B & JOANN	OLIVIER, CHRISTOPHER O	412 HARLOW RD	CONTEMPORARY 1S, D/5IED, & LAND	3	285,000
8/1/2020	PADDOCK, RAISTLIN	JOHNSON, JAMES C & RULE, BRIGETTA J	35 DEE HAVEN LN	DOUBLE WIDE (1998) D. SHED & LOT	1	133,000
8/3/2020	PUTNEY, JEDEDIAH J & DIANA J	CLARK, CHRISTINA M	84 LUKE'S LN	LOG HOME, D.GARAGE & LAND	6	373,000
8/11/2020	CALABRESE, ANDREW	WAGNER, KATRINA A & KARLE E	15 LUKE'S LN	LOT #7	3	38,700
8/11/2020	SILOVICH, TIMOTHY P & PORETTO, CHERYL A	SILOVICH, DONALD P	90 HILLINGER LN	SINGLE WIDE (1978) D.SHED & LOT	1.8	61,000
8/17/2020	MURPHY, MATTHEW & VAN METER, AUBEN A	ANDERSON, PETER R & INA	2212 MOORE RD	COLONIAL, D.GARAGE & LAND	21.04	352,000
8/26/2020	SCOTT, THOMAS L & FRISCH, NICOLE E	WINDSORANGE LLC	1631 CLIFFORD FARM RD	COLONIAL, CAPE, D.SHEDS & Land	160.51	1,475,000
9/10/2020	OKRANT, MARC R & JODI L	CONWAY, THOMAS J & ROBBIN N	1428 VT RT 14	LOT	0.7	30,000
9/24/2020	DEMERS, JEFFREY N & MCNAMARA, DIANE M	FISK, JAMES A II & TINA A	469 DAY RD	RANCH, A.GARAGE, D.SHED & LAND	35	580,000
9/29/2020	PETTENGILL, HELEN KEANY LIVING TRUST	WALLACE, CHRISTINE H REVOC TRUST	917 RIVER RD	D.GARAGE, D.SHED & LOT	1.28	50,000
10/1/2020	KRYM, THOMAS R & MARGARET L	VON AMMON, ERIC & MARTHA	2282 MOORE RD	RANCH & LAND	4	157,664
10/16/2020	TAYLOR, KATY & BLANHARD, ZACHARY	DWYER, DENISE	717 CARPENTER RD	LOG HOME 2S A GAR. D.SHED & LAND	11.15	389,000
10/21/2020	MOLLOV, JOSHUA L & SARAH G	SMYTH, MARY LEE & RANDALL	2854 FAY BROOK RD	CONTEMPORARY, D.SHED, BARN & LAND	109.5	275,000
11/23/2020	TARR, NICHOLAS W & LUCINDA T	STACK, GARY A & DAVIS, SHELLY L	63 FARM FIELD LN	DUPLEX & LAND	9.22	389,000
11/24/2020	ACKERLEY, JULIAN M & JANE E REVOCABLE TR	BOLES, VALERIE, DWYER & DYER	103 DYER RD	MODIFIED CAPE, D.SHED & LAND	119.4	355,000
12/10/2020	HIMES, PAUL E & LORRI J	BARR, ROBERT A	1980 STATE FORREST HWY	CAMP & LOT	1	30,000
12/10/2020	KINNEY FARM LLC	LAWTON, MICHAEL P	141 KINNEY FARM RD	CAPE, CABIN, D.GARAGE, BARN & LAND	26	560,000
12/29/2020	MENARD, KEVIN LAWRENCE	MENARD, RONALD A	4200 HOWE HILL RD	LOG HOME 1S	10.16	100,000
12/29/2020	BUXTON, SANFORD H & CATHERINE D	BUTTERWORTH, STEPHEN & NINA STARR	2391 DOWNER RD	CONTEMPORARY 2S & LAND	22.4	90,000

Sharon Conservation Commission Annual Report for 2020

The pandemic changed how we operated, along with everything else this year. Green Up Day was successful on a much smaller scale and was less of a social event than in years past. There was less recycling but more roadside trash pickup. Thanks to all that participated, and thanks to our Town Green Up Day Coordinator, Dick Ruben.

We continue to maintain and improve trails in Downer Forest and have seen increased usage this year. Parking can be a problem at the trailhead, but there are additional spots available just past the snowmobile trail crossing on Downer Road. Thank you to the Town Crew for plowing the pull off area! Please don't block the snowmobile trail. There will be several logging operations this winter which will impact some trails.

We also have a proposal with VT Department of Forest, Parks and Recreation to build a back country trail on the Beaver Meadow Road side of the Forest. We are working with a State Forester and State Trail (specialist). John Sears has been our liaison with the State, and Sam Brakeley is leading the effort on back country trail proposal working with the State and Catamount Trail Association.

We are working with the White River Partnership to help us maintain our White River access sites. They have a Stewardship program that will help us monitor and keep access sites safe and clean.

The Ashley Forest project is moving forward, and we hope to see more progress in the process after the votes at Town Meeting in Sharon and Strafford. We urge everyone to vote to accept the proposal for an Ashley Community Forest. This property offers opportunities for all sorts of recreation activities, and the cost to the Town is minimal. Dick Ruben is on the working group representing the Conservation Commission. We hope to work with the Sharon Elementary School when life returns to some semblance of normal and welcome any project ideas.

Thanks,
Sharon Conservation Commission.

Sam Brakeley, Eric Boen, Scott Chesnut , Eric Cornell, Nicole Cornell, Dan Deneen, Karen Hewitt, Dick Ruben , Mike Zwickelmaier



Sharon Energy Committee Report - 2020


Energy Committees across Vermont can play a vital role in decreasing community-wide energy use through education, efficiency, and engagement with the environmental where we live. Climate change demands local solutions with lasting global consequences:

The Sharon Energy Committee, made official by the Selectboard in January of 2006, provides information, resources, guidance, and support to the Town and its residents related to energy consumption and related expenditures. Many forms of resource-intensive consumption, including electricity, heating, and transportation, are within the purview of the Energy Committee.

Meetings are currently held remotely on the fourth Monday of each month at 5:15 PM (17:15). See meeting info at bottom. Associated minutes, as well as other ongoing Energy Committee materials, are posted to the Town website and are also available on Google Drive: <https://tinyurl.com/yas4qbpp>.

In 2020, the Sharon Energy Committee:

- Supported and worked with the newly established Intermunicipal Regional Energy Coordinator to assess current expenditures and institute a plan for pursuing reduced energy consumption (and cost) in Town buildings and vehicles.
- Implemented a digital thermal imaging camera as a community tool in the Baxter Memorial Library. Please contact the library if you are interested in borrowing the device: sharonbaxterlibrary@gmail.com (802) 763-2875
- Worked with Vital Communities to bring financial assistance to residents for needs related to household energy expenditures, weatherization, and COVID-era hardships through the Energy Savings Outreach program. Although the support program targeted mobile homes, resources were also more widely distributed. Thank you to the Sharon Food Shelf and the Midway Station for helping us distribute this information!



In 2021, the Sharon Energy Committee plans to:

- Continue work with the Intermunicipal Coordinator to follow through on energy and cost saving measures for the Town.
- Continue to guide residents through financial assistance opportunities for home energy expenditures with the Energy Savings Outreach project.
- Bring an e-bike trial and borrowing program to Sharon for a couple weeks in Spring 2021.
- Support the Planning Commission in Town Plan updates to the Energy Chapter, as needed.
- Consider and act on your ideas! Please consider attending an Energy Committee meeting with ideas, comments, and any level of participation.

Current Energy Committee members are Dee Gish, Ryan Haac (Chair), and Jill Wilcox.

Contact us at sharonenergycommittee@gmail.com or simply “show up” to the monthly meetings, which, in observance of the current global pandemic, are held remotely via teleconference:

(978) 990-5179, Access Code 7753983.



Intermunicipal Regional Energy Coordinator – 2020 Report

In July, Sharon joined the Towns of Barnard, Fairlee, Strafford, Thetford, and Woodstock to form the first Intermunicipal Regional Energy Coordinator (IREC) position in the state. The position is hosted by the Two Rivers-Ottawquechee Regional Commission (TRORC), and a Steering Committee, comprised of members appointed by each participating town, guides the IREC's work. The purpose of the position is to work with the six towns to lessen overall energy use, lower greenhouse gas emissions, and move to renewable generation of electricity. These actions will further state, regional and local energy goals.

I began work in mid-August talking with Ryan Haac, Sharon's IREC Steering Committee representative, reviewing the Energy Committee's work, and completing walk throughs of Sharon's municipal buildings.

Next, with support from Town staff and the Energy Committee, data was gathered to establish a baseline of Sharon's energy consumption. While the data was incomplete, we did find that the Town spent over \$50,000 on heating and vehicle fuel and almost \$5,000 on electricity in FY 19, the most recent year with complete information. We will work to collect data more regularly and at a more granular level to better understand where Sharon is using the most energy and how best to target energy efficiency improvements.

In November, Sharon joined three other towns in the IREC program in issuing a Request for Qualifications for an Energy Services Company (ESCO). The ESCO will complete no-cost energy audits on town buildings and make recommendations for improvements, which the Selectboard will then decide whether or not to pursue. The Selection Committee chose EEI, an ESCO based in Merrimack, NH, for the job, and I am excited to work with EEI to develop an energy- and emissions-saving plan for Sharon's municipal buildings.

There will be many more opportunities to move Sharon closer to its energy and climate goals in the coming year. I am looking forward to working with the Town to assess its vehicle fleet, use more renewable energy, and help residents enjoy the benefits of cleaner, renewable technologies. I am extremely grateful for all the support from Town staff, the Selectboard, and Ryan Haac. In addition, TRORC would like to thank the residents of Sharon for approving Sharon's participation in the IREC program and making this work possible.

Sincerely,

Geoff Martin, Intermunicipal Regional Energy Coordinator, TRORC

Planning Commission & Development Review Board 2020 Annual Report

We wish to thank Peter Anderson for his many years of service to the town as a member of the Planning Commission (PC). He was appointed in 1983 and served until 1988, was reappointed in 2001 and served until stepping down in 2020 - a total of 24 years! Peter also recently served as our liaison with Two Rivers Ottauquechee Regional Planning Commission (TRORC). We will miss Peter's boundless knowledge of town history and its residents, his good humor and his keen interest in conservation issues. Fortunately, we still have longtime member Paul Kristensen, who has served since 1987, or 33 years! John Roe and Lee Simack joined the PC in 2020. Both bring experience to the board. Other board members are Ira Clark and Sue Sellew.

Duties of the Planning Commission: Set forth in Title 24, Section 4325 of the laws of the State of Vermont, PC duties include:

- Draft revisions to the *Sharon Town Plan*, required every five years and last adopted in 2015;
- Review applications for subdivisions of land pursuant to *Sharon Subdivision Regulations*, last revised in 2016;
- Serve as members of the Development Review Board to review applications for Flood Hazard Area permits pursuant to the *Sharon Flood Hazard Bylaw*, adopted in 2010; and
- Draft revisions to current Bylaws and recommend new Bylaws for consideration by the Selectboard.
- The PC may also study and make recommendations on matters of land development, transportation infrastructure, energy conservation, and many other related matters. The PC coordinates its planning efforts with other Town boards and committees, and with TRORC.

Sharon Town Plan

At the end of 2019 Sharon was awarded a Municipal Planning Grant to be used to review and revise the Town Plan. The Planning Commission spent 2020 working with TRORC on this project and hope to finish it in the fall of 2021.

Town Plans are visionary documents used to help design the town's future, and include recommendations for both voluntary and regulatory actions. They are also used as benchmarks in certain Act 250 proceedings. Town Plans are drafted by the PC with input from town residents. Due to Covid, we were unable to hold public meetings, so in November 2020 we mailed a survey to Sharon households. The survey collected input from residents which will be used in the new Town Plan. As part of the Town Plan review process, both the PC and the Selectboard will hold publicly warned hearings to gather additional input on the draft Town Plan.

Subdivision Regulations

The Planning Commission reviews applications and site plans for subdivisions of land based on the *Sharon Subdivision Regulations* bylaw. The PC can use this review to request certain

conditions relative to the layout of roads and driveways, traffic flow, landscaping and screening and erosion control measures. In 2020 the following subdivision came before the PC for review and was approved: September 8, 2020 - Paronto application to subdivide a 15.75-acre parcel (S14246L3) at 2514 VT Rte. 14 into two lots: Lot 1 = 14.4 acres and Lot 2 = 1.35 acres.

Flood Hazard Regulations

Planning Commissioners serve as members of the Development Review Board (“DRB”) to administer the *Sharon Flood Hazard Area Bylaw*. The DRB reviews and renders decisions on applications for flood hazard area permits. In 2020 the following DRB reviews were conducted:

- On March 12, 2020 the DRB met to discuss an Appeal by Walter Radicioni to Administrative Officer Action to issue a Notice of Violation pursuant to Flood Hazard Area Conditional Use Permit #FH2019-01. The appeal was denied.
- On September 1, 2020 the DRB met to discuss a project completion extension request by Steve Davis Permit #FH2-2019. The request was approved.

The Flood Hazard Bylaw


The Sharon Development Review Board (DRB), comprised of members of the Planning Commission, administers Sharon’s Flood Hazard Bylaw which was adopted in 2010. A Flood Hazard Bylaw is required by FEMA to ensure that the Town of Sharon, its citizens and businesses will be eligible for federal flood insurance, federal disaster recovery funds, and hazard mitigation funds as they may be available.

The Flood Hazard Areas in town are defined by FEMA and the Erosion Hazard Areas (also known as Stream Corridors) were mapped by the Vermont Agency of Natural Resources. These mapped Areas may overlap each other. They include the main stem of the White River and its major tributaries; Broad, Elmers, Fay, and Quation Brooks. Also included are lands within 50 feet of Broad, Mitchell, High Pole Branch (upstream to Carpenter Road), and Honey Brook (upstream to Howe Hill Road); and within 25 feet of all other perennial streams as measured perpendicular to the top of the stream bank.

Prior to beginning any new construction, anyone owning land along the White River or the above listed streams and perennial brooks is advised to read the **Flood Hazard Bylaw** <http://sharonvt.net/documents/flood-hazard-are-bylaw/> and view the maps available online and at the Town Offices. Geo Honigford, the Administrative Officer, is available to provide guidance to property owners. The DRB is responsible for reviewing applications for development within these areas.

The **Sharon Planning Commission** welcomes all members of the community to our meetings, held on the second Tuesday of each month (currently via Zoom). We have a lot to accomplish in 2021 and would like your input.

Submitted by Planning Commissioners: Ira Clark, Paul Kristensen, John Roe, Sue Sellew and Lee Simek



Sharon Recreation Committee 2021 Report

The Sharon Recreation Committee is committed to providing safe and affordable youth sports programs to the Sharon community. In 2020 we were able to safely run a skill centered soccer program. Everyone seemed grateful for this opportunity during a difficult year. Unfortunately, due to COVID restrictions, we were unable to organize a basketball program during the winter. We look forward to resuming a basketball season this year. Currently, we are excited to gear up for baseball, and run this program through the Central VT Cal Ripken League.

As always, we would like to thank anyone who has volunteered their time and energy to these programs which could not continue without support. Volunteers are crucial for our success, and we encourage any and all community members to consider volunteering in any capacity. Areas of need include coaching, referees, umpires, bench monitors, score keepers, and help with our field clean-up. The committee meets on the 3rd Monday of each month at 6:30 p.m. We hope to return to in-person meetings at the Sharon Firehouse this spring. Please reach out to us by email at Sharonrecdept@gmail.com or we can also be found on Facebook at www.facebook.com/Sharonrecdept.

Submitted by Samantha Potter, President, Tiffany Clark, Vice President, Fred Small, Treasurer, and Georgia Potter, Secretary.



Samantha Potter, President

COMMUNITY And ORGANIZATION REPORTS

2020



A note of thanks to our essential workers, teachers, Food Shelf, first responders and community organizations who have brightened our days over the past year!

ASHLEY COMMUNITY FOREST

The Alliance for Vermont Communities (AVC) wishes to donate the 256-acre Ashley Community Forest to the towns of Sharon and Strafford. Before Sharon voters is Article 6, which asks the residents to decide whether to accept the gift. At the March 2, 2021 Strafford Town Meeting, residents overwhelmingly voted yes to accept the gift, 399-70.

The parcel, which straddles the two towns, (106.7-acres in Strafford, 149.7-acres in Sharon) was purchased by the non-profit AVC in June of 2018 as part of an effort to block the NewVistas Foundation development. AVC raised funds from many generous community members with further assistance from the Vermont Land Trust and the Vermont Housing and Conservation Board.

Members from the Strafford and Sharon Conservation Committees, AVC and the Vermont Land Trust have been working together since November of 2019 to craft management structures for individual town ownership and co-management of the Ashley Community Forest. Public comment and input will be welcome in determining the management.



The forest will be co-managed by the towns and will be self-sustaining over time. A gift of \$20,000 from AVC to seed a management fund is designed to take care of the minimal maintenance costs in the near term. In addition, revenue generated from periodic sustainable timber harvests and from grants and donations will assist with normal maintenance and improvements of the forest. The Ashley Community Forest is enrolled in the Current Use Program with a forestry plan created by the Orange and Windsor County foresters. Sustainable timber harvesting will result in local jobs for foresters, loggers, truckers and sawmills, all of which strengthens our rural economy.

A number of trails on the property has been open to the public for hiking, hunting, skiing, hunting, wildlife observation, and the like since 2018. In 2019, AVC in association with the Vermont Center for Ecostudies sponsored a number of natural and cultural history walks hosted by local experts that were well attended by area residents.

The parcel is undeveloped and contains the stone remains of an 1830's working farm. Besides the addition of some trails, the forest will remain in an undeveloped state. School officials from both towns are interested in using the Ashley Community Forest for outdoor sports and academic curricula. The project supports many of the goals in the Sharon Town Plan in regards to conservation, recreation and open space.

For more information, go to alliancevermont.org/ or contact Michael Sacca at mfsacca@gmail.com

ALLIANCE
for
VERMONT
COMMUNITIES

Central Vermont Council on Aging 2020 Report and Request for Funding

Mission Statement:

CVCOA supports Central Vermonters to age with dignity and choice.

Central Vermont Council on Aging is the primary agency serving older Vermonters aged 60 and over as well as their families and caregivers throughout the 54 towns of Central Vermont. We are a private nonprofit that assists these elders to remain independent for as long as possible. All services are made available to our clients at no charge, without regard to health, income or other resources.

The funding provided by the 54 Central Vermont towns we serve is essential to Central Vermont Council on Aging, and directly serves its mission of supporting elders and family caregivers in leading self determined, healthy and dignified lives in their homes and communities. We accomplish this by connecting seniors to a wide array of benefit programs and services that they need to thrive.

The financial support from the town of Sharon helps to ensure that the resources are available to support the well-being of older Vermonters in the town of Sharon. All of us at CVCOA thank the residents of Sharon for their ongoing commitment to the health, independence, and dignity of those who have contributed to making the Central Vermont communities what they are today. **Our request for FY22 support: \$750 (level funding)**

ECFiber - Town of Sharon 2020 Report

Sharon is a member of the East Central Vermont Telecommunications District (ECFiber) Vermont's first Communications Union District, a Vermont municipality whose mission is to provide internet service to homes and businesses in its area via Fiber-to-the-Premises (FTTP or FTTH). During the past year ECFiber added almost 1,200 new customers and now serves over 5,300 premises in 23 towns via 1,200 miles of fiber-optic cable. In recent months, the district approved applications from eight municipalities, and now consists of 31 member towns. Taken together, there are about 31,500 premises in the district located on almost 2,000 miles of roads.

In Sharon, ECFiber has completed construction of its network. As of November, 2020, there were 298 customers with service and 138 awaiting installation.

The global pandemic has, of course, proven beyond any doubt that rural Vermonters need access to world-class broadband. ECFiber is funded entirely by customer revenues, which in turn back tax-free municipal bonds issued by the district that provide capital to build our infrastructure.

We invite you to visit our website <https://www.ecfiber.net/> to learn more about ECFiber, and encourage you to subscribe. You won't be charged anything until we start service. For those dealing with reduced income due to the pandemic, there are a number of state programs available to help with the cost of necessary telecommunication (telephone or internet) service through the Public Service Department <https://publicservice.vermont.gov/>.

Dave Karon and Clare Holland, Sharon's delegates to the ECFiber Governing Board
Sharon@ECFiber.net <https://www.ecfiber.net/>
(802) 763-2262

Clara Martin Center 2020

Child and Family Services
35 Ayers Brook, Randolph, VT 05060
(802) 728-4466

Community Support Services
24 South Main St., Randolph, VT 05060
(802) 728-6000

Adult and Children Outpatient Services
1483 Lower Plain Rd., Bradford, VT 05033
(802) 222-4477

Community Support Services
1740 Lower Plain Rd., Bradford, VT 05033
(802) 222-4477

East Valley Academy
579 VT Rte. 14 So., East Randolph, VT 05041
(802) 728-3896

Central VT Substance Abuse Services (CVSAS)
100 Hospitality Drive, Berlin, VT 05601
(802) 223-4156

Safe Haven
4 Highland Ave., Randolph, VT 05060
(802) 728-5233

Adult Outpatient and Emergency Services
11 N. Main Street, Randolph, VT 05060
(802) 728-4466

Wilder
PO Box 816, Wilder VT 05088
(802) 295-1311

[illegible]

Clara Martin Center is your **local community mental health agency** and one of the 10 Designated Agencies in Vermont, providing behavioral health and substance abuse services to the greater Orange County area for over 50 years. Clara Martin Center provides a multitude of services throughout greater Orange County to best meet the needs of community members in a holistic approach. These include individual, couples, and group therapy and services for co-occurring mental health and substance abuse. We also offer psychiatric consultations and evaluations and medication management services. Services are confidential and include:

- Outpatient Counseling
- Primary Care integration
- Psychiatric Services
- Short-term crisis intervention
- School and Home-based services
- Education for families
- Community resource assistance
- Hospital Diversion
- Walk-in Clinic
- Vocational Services
- Alcohol and other drug treatment
- Respite Care
- 24-hour emergency system

During the current COVID pandemic, Clara Martin Center and its dedicated workforce worked tirelessly to make sure that essential needs of those we serve were met, including assisting in food delivery to individuals isolating in their homes, providing for technology devices to allow services to continue uninterrupted through telemedicine, helping to acquire appropriate PPE for staff and community members in need, and maintaining ongoing distance learning opportunities for students enrolled at East Valley Academy to name a few. The agency continues to work with a wide variety of local partners to enhance community health and wellness including Tri-Valley Transit, local police departments, primary care providers, schools and supervisory unions, Gifford Medical Center and Little Rivers Health Care. For more information about Clara Martin Center services, visit our website at www.claramartin.org.

FY20 TOTAL SERVED AT CMC		TOTAL SERVED Town of Sharon	
Children & Family Services	532	Children & Family Services	10
School Services	61	School Services	2
JOBS	59	JOBS	0
Adult Services	668	Adult Services	13
CSP Services	155	CSP Services	0
Supportive & Transitional Housing	22	Supportive & Transitional Housing	0
Substance Abuse Services	459	Substance Abuse Services	16

Corrections Services	85	Corrections Services	1
Emergency Contacts/Walk-in Clinic	328	Emergency Contacts/Walk-in Clinic	6
Access	1,025	Access	29
Total Served - unduplicated	2,063	Total seen:	51
CVSAS	456	CVSAS	0

**Clara Martin Center
Statement of Activities (Unaudited)
For the Year Ended June 30, 2020**

REVENUE	INCOME
Federal	\$ 93,997
State	\$ 7,635,938
Local Towns	\$56,852
Fundraising	\$48,264
Other: Self pay	\$165,416
Other: Contracts	\$1,881,327
Other: Grants	\$1,874,733
Other: Private Insurance	\$330,745
Other: Rents & Miscellaneous	\$1,320,871
TOTAL	\$13,408,142
EXPENDITURES	ACTUAL EXPENSES
Personnel	\$9,932,076
Insurance/Rent/Utilities	\$134,243
Other: Contracted Services	\$282,467
Other: Operating Costs	\$574,613
Other: Program Expense	\$212,436
Other: Transportation	\$166,989
Other: Facility	\$533,209
TOTAL	\$11,836,033



Greater Upper Valley Solid Waste Management District

Bridgewater • Hartland • Norwich • Pomfret • Sharon • Strafford • Thetford • Vershire • West Fairlee • Woodstock

PO Box 320, Ascutney, VT 05030 • (802) 674-4474 • www.guvswd.org

We are a union municipal district dedicated to providing solid waste management authority, services, and planning to its Member Towns. We serve a population base of 18,000 residents and have an approved solid waste implementation plan. GUVSWD currently generates approximately 9,500 tons of municipal solid waste (MSW) per year, most of which is transported to the Lebanon Landfill in New Hampshire. The District was chartered in 1990 and currently represents ten Vermont towns:

- **Bridgewater**
 - **Hartland**
 - **Norwich**
 - **Pomfret**
 - **Sharon**
 - **Strafford**
 - **Thetford**
 - **Vershire**
 - **West Fairlee**
 - **Woodstock**
-

Board of Supervisors

The GUVSWD Board of Supervisors is comprised of appointees from each member town's municipal government. Meetings are held at Tracy Hall in Norwich at 4:30 p.m. on Wednesdays and are open to the public.

Bridgewater Lynne Bertram (alt. Nancy Robinson)
Hartland Robert Stacey, *Vice Chair* (alt. David Ormiston)
Norwich Neil Fulton, *Chair* (alt. vacant)
Pomfret Vernon Clifford (alt. Doug Tuthill)
Sharon Mary Gavin (alt. Kevin Gish)
Strafford Stephen Willbanks (alt. Michael Scanlan)
Thetford James Masland (alt. Ben Bradley)
Vershire Gene Craft (alt. vacant)
West Fairlee Bruce Durkee (alt. vacant)
Woodstock Ken Vandenburg (alt. vacant)
Thomas Kennedy, *Interim Treasurer*

The member town assessment will remain the same in FY22 as it was in FY 21. The per capita assessment is \$11.00 based upon 2010 census figures.

Highlights of Activities in 2020

- The District completed construction of its Organic Transfer Station on its property in North Hartland and began accepting organics on September 1, 2020. The transfer station will provide a location for haulers to deposit commercial and residential food scraps for eventual disposal at an anaerobic digester where the materials will use to create electricity and organic matter for agricultural purposes. The District would like to thank the Vermont Department of Environmental Conservation for providing grant funds that were used to partially fund the construction of the facility.
- The District held two (2) virtual food scrap/compost/recycling presentations for District residents.
- District residents and businesses had access to two (2) Household Hazardous Waste collection events held at the Hartford Transfer Station and organized by GUVSWMD.
- The District held two collection events, one for “big trash”, electronics, and tires and one for electronics.
- Staff continued to promote the Vermont “Call2Recycle” battery program in every District town via list serves, by overseeing collection at recycling centers/transfer stations, and by collecting from battery drop-off buckets.
- Staff worked with District schools and businesses on battery and bulb recycling as well as food scrap sorting and composting.
- Staff sold over 100 Soil Saver composters and Sure-Close food scrap pails in addition to responding to many phone and email inquiries regarding the July 1 Vermont food scrap legislation.
- Staff continues to work with District haulers regarding changes to solid waste laws and rules. The main focus in 2020 was on food scrap collection.
- Staff continues to provide technical and program assistance to transfer station operators, municipalities, residents, and businesses regarding solid waste and recycling issues.





Green Mountain Economic Development Corporation

35 Railroad Row, Suite 101
White River Junction, VT 05001

Green Mountain Economic Development Corporation Annual Report FY2020 (7/1/19 to 6/30/20)

- **COVID-19 Response:** Since mid-March, GMEDC staff and its board have been committed to providing advocacy and assistance to hundreds of business, individuals, and community groups in our 30 towns as our primary activity, in partnership with the Governor's office, state and federal agencies, town staff, other non-profits, and RDCs. Helping to process emergency loans and recovery grant applications from the US Treasury and VT ACCD has required long hours of calls and meetings, and seemingly endless correspondence. This will continue as long as necessary.
- GMEDC helps business, organizations and community groups secure financing from Vermont Economic Development Authority (VEDA) and other entities including USDA – Rural Development. We also manage Revolving Loan Funds for business support and disaster recovery. These provide gap financing not available elsewhere, especially following emergencies and other business interruptions
- During the past 9 years, GMEDC purchased 2 commercial facilities for tenants needing assistance and in 2019, we completed construction of a beautiful 28,000sf facility in Randolph for LED Dynamics, a well-respected and innovative lighting manufacturer. This was made possible by a \$1M Community Development Block Grant (CDBG) and mortgage financing from VEDA. Combined, these three companies have direct employment of over 275 people and are most important to their respective towns.
- Working with DED, we provide customized and confidential assistance to out-of-state companies interested in relocating to Vermont, as well as small and large companies hoping to stay here. Businesses receive individualized attention on matters regarding site location, financing, training programs, the Vermont Economic Growth Initiative (VEGI) tax incentives and a variety of other important issues including permitting, availability of housing, and the pursuit of Federal grants.
- We facilitate forums for career and technical education, manufacturing, day care, forestry and other key sectors. We rely on resources provided by DED that are available through grants to non-profits, municipalities and community groups. Our Small Business Development Center (VTSBDC) is staffed with a Business Advisor who is an expert in helping start-ups and established companies at no charge.
- GMEDC works collaboratively with state planning agencies to encourage appropriate land use, settlement and transportation patterns to stimulate healthy and vibrant communities, as desired by our 30 member towns. Assignments have included providing guidance and support for creation of state designated downtowns and village districts, to redevelop vacant public buildings, to start a community store, or purchase real property. Our focus is on local goals and aspirations to help overcome or deal with restrictions and constraints.



GREEN UP VERMONT
www.greenupvermont.org

Green Up Vermont celebrated its 50th Anniversary of Green Up Day on May 30, 2020. Although 99% of all events were cancelled due to Covid-19, Green Up Day was successfully executed with social distancing by 14,000+ volunteers, cleaning up over 241 tons of litter, and 9,000 tires statewide. It is imperative for all of us to keep building awareness and stewardship for a clean Vermont environment. Green Up Vermont is a private nonprofit organization that relies on your town's support to execute the tradition of cleaning up our roads and waterways, while promoting civic pride and engagement.

Support from municipalities is essential to our program. Funds help pay for administration, supplies (including 65,000 Green Up trash bags), promotional outreach, and educational resources including activity books, poster and writing contests, and a \$1,000 scholarship.

Early awareness initiatives for Green Up Day tripled the number of submissions to our annual poster art and writing contests and produced 184 applicants for our first scholarship. We were able to offer "Greener" bags made with 70% post-consumer waste; add a Green Scuba team to clean in Lake Champlain; and had over 100 editorial stories in the news as well as a national mention in the *Washington Post*.

Donations can be made to Green Up Vermont on Line 23 of the Vermont State Income Tax Form or anytime online at [**www.greenupvermont.org**](http://www.greenupvermont.org).

Visit our website and follow us on Facebook (@greenupvermont) and Instagram (greenupvermont).

Green Up Day, May 1, 2021

Thank you!

Hartford EMS Dispatch Center

Hartford Emergency Communications Center (HECC) is staffed with eight full-time staff members, three part-time dispatchers and the Director of Communications. We are very fortunate to have a staff with a lot of experience. The Communications Center is responsible for dispatching for twenty five agencies in twelve communities as well as being a 911 Public Safety Answering Point (PSAP) responsible for answering 911 calls in Sharon, South Royalton, Hartford, Hartland, Norwich, Pomfret, Reading, Windsor, West Windsor, Weathersfield, Woodstock and Cavendish/Proctorsville. A breakdown of calls for the Sharon Fire Department for the calendar years 2019 and 2020 included:

		12/2/2020
	2019	Y-T-D
Back Pain	1	
Brush Fire		2
Car Fire	1	1
Chimney Fire	3	
CO Detector NO symptoms	1	2
CPR	1	1
Traffic Accident with Damage	7	
Accident with Extrication	1	
Traffic Accident with Injuries	27	10
Electrical Problem	1	1
Falls	1	
Fire Alarm	4	6
Fire Call Undetermined Type		2
Gas Leak or Hazardous Spill		1
Medical Emergency	1	
Mutual Aid	2	
Overdose		1
Power Line Down	8	1
Unknown Medical Emergency	1	1
Smoke in Building		1
Smoke Investigation	5	1
Structure Fire	10	1
Traffic Hazard	1	1
Transformer Fire		1
Trauma	1	
Unresponsive Person		1
Water Rescue	2	
Total	79	35

In 2019 South Royalton responded to 109 calls; Hartford Ambulance responded to 32 calls. In 2020 year-to-date South Royalton Rescue responded to 83 calls; Hartford Ambulance responded to 16 calls. We continue to utilize Facebook as a way to get messages to the public. We post missing people and pets, road closures, news on accidents that affect your travels and anything else that might be of benefit. Please find us and like our **Facebook page Hartford Emergency Communications Center**. We are Proud to serve the residents of Sharon!

Thank you,
Scott Smith, Director Emergency Communications

Health Care and Rehabilitation Services 2020 Report and Request for Support

Health Care and Rehabilitation Services of Southeastern Vermont (HCRS) **requests an appropriation of \$100.00 from the Town of Sharon** at the 2021 Town Meeting to help support same day access to our services for residents of your community. This funding will support our Access Navigator positions, which allows us to **provide mental health and substance abuse supports** to residents when they need them. Same day access is now more essential than ever due to the increased anxiety experienced by so many during the COVID-19 pandemic. In the year ending June 30, 2020, our agency provided a comprehensive range of **community based services to 3,903 people in Windsor and Windham counties**. The services that are available to the residents of your community include:

Adult Mental Health and Addiction Services: HCRS offers comprehensive services for adults who are experiencing mental health and/or substance abuse difficulties. These services include assessment of need, treatment, referral services, and limited psychiatric services. HCRS is committed to building on the strengths of the individuals we serve. Our goal is to help clients and their families achieve improved wellness, health, and quality of life while addressing their mental health and substance abuse needs.

Children, Youth, and Families Program: We provide a comprehensive system of care for youth of all ages who are experiencing emotional, behavioral, developmental, or substance use difficulties in their life, as well as education and support for family members. We offer many services including psychiatry, counseling, case management, respite services, school-based services, behavioral consultation services, summer therapeutic programs, and employment assistance for older youth.

Kindle Farm School: Our alternative school in Newfane serves boys in grades 2 – 12, who are unable to remain in a traditional classroom setting. Kindle Farm uses a unique approach of strong relationships, a low student to staff ratio, and hands-on learning experiences to engage these students, many of whom are able to return to their sending schools after learning new skills.

Developmental Services (DS): The DS program provides services to people with developmental disabilities and their families. Services are available to people of all ages who have been found eligible, and each person served receives an individualized program to meet their unique needs.

Residential Services: HCRS offers residential care including short-term crisis stabilization, intensive residential care, and therapeutic community residential services. Each program is specifically designed to offer individuals an appropriate level of care to support their personal recovery and wellness needs.

Emergency Services: This team has a very specific mission to respond to critical situations. Specially trained mental health professionals are available 24 hours a day for emergencies. Anyone may use this service when an emergency arises, including individuals of any age, family or friends of an individual in crisis, hospitals and nursing homes, police, schools, clergy, businesses, and other community agencies.

We thank the Board and the citizens of Sharon for your past support and for your continued interest in Health Care and Rehabilitation Services of Southeastern Vermont.

Hartford Regional Office, 49 School Street, Hartford, VT
(802) 295-3031 To access services (for potential new clients): (855) 220-9430
Fax: (802) 295-0820 Emergency Services - (800) 622-4235



HIV/HCV Resource Center Report for 2020

For more than 31 years, the HIV/HCV Resource Center has worked to support people whose lives are affected by HIV/AIDS and Hepatitis C to live fully and with dignity, while halting the spread of these diseases through education, information and understanding. The HIV/HCV Resource Center is a comprehensive AIDS Service Organization. Located in Lebanon, NH, we offer case management for individuals living with HIV, prevention/education programs, and syringe exchange. All our services are free of charge to residents of Windsor and Orange counties in Vermont and Grafton and Sullivan counties in New Hampshire.

Since the onset of COVID-19, we have transitioned to mobile services. We are working with our clients who are living with HIV to make sure their immediate and long-term needs are met and that they are securely housed. We deliver food and medications to their homes. Many of our clients have been able to consult with their medical providers through telemedicine; this new system is working well.

Since the onset of COVID-19 last March, our mobile syringe service program has served 151 individual clients, including Sharon residents, for 535 visits. In an effort to reduce the likelihood of overdose, we distribute naloxone, the overdose antidote, and fentanyl test strips to our clients. We received reports of 142 overdose reversals from the 1719 doses of naloxone that we distributed through our programs. In addition, we have offered numerous referrals for Hepatitis C treatment as well as treatment for opioid use disorder.

We very much appreciate the continued support of the Town of Sharon and welcome questions and requests for information.

Laura Byrne, Executive Director
(603-448-8887)
<http://www.h2rc.org/>

Address:

HIV/HCV Resource Center
2 Blacksmith Street
Lebanon, New Hampshire 03766
We are near the corner of the River Mill Commercial Center.

Pine Hill Cemetery Association
July 1, 2019 - June 30, 2020

CHECKING ACCOUNT BALANCE June 30, 2020		\$ 96.26
adjustment to balance		(0.10)
		96.16

INCOME:

Town of Sharon	5,750.00	
Interest earned & donations	305.08	
Burials, lots & corner stones	1,125.00	
Downer Fund	906.96	
Flea Market	325.12	
Misc. Income	30.52	
Transfer from savings	0.00	
Total Income	8,442.68	\$ 8,538.84

EXPENSES:

Labor & Taxes	1,834.18	
Parts, Repairs, Maintenance	2,718.37	
Burials, Cornerstones	106.00	
Insurance	1,817.00	
Misc.	1,858.47	
Total Expenses:	8,334.02	(8,334.02)

Balance on June 30, 2020		\$ 204.82
--------------------------	--	-----------

REGULAR SAVINGS ACCOUNT:

Balance on June 30, 2019		128.40
Deposit		-
Interest		0.06
Balance June 30, 2020		\$ 128.46

PERPETUAL CARE ACCOUNT

Balance on June 30, 2019		102.27
Interest earned		0.06
Balance on June 30, 2020		\$ 102.33

Respectfully submitted,

Martha A. Fisk
Martha A. Fisk, Treasurer

SAFELINE, INC.
P.O. Box 368, Chelsea, VT 05038
safelineinfo@safelinevt.org
(802) 685-7900 office
(800) 639-7933 24/7 hotline

Safeline, Inc. is a 501(c)(3) non-profit organization that provides free and confidential services for victims of domestic violence, sexual abuse and stalking in Orange County and northern Windsor County.

During the fiscal year ending June 30, 2020, Safeline's staff and volunteers provided 1,292 services for 316 victims of domestic violence, sexual abuse and stalking. Due to Covid-19 and the Stay-at-Home order, many victims were not able to call for assistance because their abuser was watching them. During the pandemic Safeline continued to be available 24/7 for survivors and their families. Calls to Safeline started to increase as survivors had more flexibility to reach out and as children went back to school where mandated reporters could contact authorities about potential abuse. 41 services were provided for 6 residents in Sharon. This is double the number of survivors and double the services that were provided compared to last year. These statistics could be understated, as victims often choose not to give any identifying information out of fear for their safety.


A trained advocate is always available to provide crisis support, safety planning, resources, information and referrals through Safeline's 24 hours a day/7 days a week Hotline (1-800-639-7233). Survivors can also choose from a wide array of additional services including legal advocacy, day shelter services, job readiness skills development, and financial management education.

In addition to providing direct services, Safeline is a resource for the community at large and is committed to changing the culture of violence. As part of this work, Safeline offers a full range of prevention education for community organizations, schools, medical centers, faith communities, youth groups, and anyone who is seeking information about domestic violence, sexual abuse and stalking.

We thank the voters for your support as we work to end domestic violence and sexual abuse in Sharon. **Safeline respectfully requests the same amount as last year's approved appropriation of \$700 from the Town of Sharon for 2022.**



Break The Silence Fun Run



Hosted by Miss New England High United States 2021

Taydence Hood

April 24th, 2021 Arrive by 10:30 a.m.

Meet at the Williamstown Fire Department

Sharon Firemen's Association, Inc.
PO Box 74, 5808 VT Route 14
Sharon, VT 05065
(802) 763-7331
Sharonfirehouse@gmail.com



Chief
Nathan Potter, 802-299-6555
Assistant Chief
Dustin Potter, 802-299-8715

Report for July 2019 – June 2020

In Fiscal Year 2020, the department responded to 86 calls, 30 were fire calls and the rest were fire / ems calls. The department has maintained membership, currently with 22 active members. The current list of Officers is noted below:

Chief	Nathan Potter	President	Andrew Brackett
Assistant Chief	Dustin Potter	Vice President	Kenny Moore
Captain	Joe Thibodeau	Clerk	Keith Lyman Jr.
Captain	Tom Lober	Treasurer	Tom Lober

In February of 2020, all operations at the Sharon Fire Department changed. We have all spent this spring and summer learning the new norms of existing in this COVID pandemic. Sharon Fire was no exception, quickly making changes to our normal operating processes. Our Fire Chief worked with members of the Fire Department and with community members to establish a COVID Incident Command Center at our Fire House. Chief Nathan Potter worked as Chief of Incident Command, Susan Root and Becky Owens work as co-coordinators. The Incident Command team worked with other organizations to ensure all community members were safe and made several different resources available to help! Thanks all of you for your hard work.

As firefighters, COVID also changed many aspects of our jobs. We have always been taught that although our job is to serve and protect, the first job is our own safety. In reaction to this pandemic, we added PPE to our fire house and to all of our equipment. Medical masks, face shields, nitrile gloves, Tyvek suits, and hand sanitizer were made available to each firefighter for our safety and for the safety of the people we interacted with.

For years, the department has continued the tradition of hosting the Fire Prevention Day at the Sharon Elementary School. Again, due to the pandemic, we had to alter those plans. We were not able to host the Fire Prevention Day this year, but the Sharon Fire Department did supply the school with fire safety learning booklets for the kids to review and work through with their teachers.

This year, we had two members retire. Rex Dyer has been on the Sharon Fire Department for thirty-three years. He has had several roles on the FD but including Treasurer and Captain. However, the more important role he served was the guy that did everything. He has treated the fire house like it was his own home for years. Rex has been the lead person on so many key items over the years, from the design and purchase of fire trucks, to the rebuild of our fire house

to cooking our Christmas meal each year. I cannot tell you how much his service will be missed on the fire scene and at the fire house. Thank you Rex!!!

Derrick Durkee has also decided to retire this year. Derrick has served as a Firefighter on the Sharon Fire Department for thirty-five years. Derrick has always been one of the guys that would respond to a call regardless of the time of day. He brings so much experience to a scene and could always be trusted to handle any job required of him. Thank you Derrick for all of your years on the service!

Burn permits are required for any planned burning in town. Please contact the Town Fire Wardens Dustin Potter & Andrew Brackett to obtain a burn permit. The phone numbers are posted on the Fire Safety sign on the front of the Fire House.

The Sharon Firemen's Association would like to thank all who continue to support our department in any way. If you are interested in learning more about the department, please contact the fire chief or stop in to one of our meetings held the last Tuesday of each Month.

Respectfully Submitted,
Tom Lober, Treasurer
Sharon Firemen's Association

COVID 19 INCIDENT COMMAND 2020 Report

In March 2020 Sharon implemented the Incident Command System to respond to Covid-19. This Federally designed system provides a standardized approach for the coordination of a multi-agency emergency response.

Nathan Potter, Fire Chief, is the Emergency Management Director, Becky Owens and Susan Root serve as Co-Emergency Coordinators.

A team of the Town's resources was assembled to help meet these challenges; the team meets regularly and is made up of:

Finance - Deb Jones provides fiscal oversight, volunteer time sheets and she designed the IC letterhead.

Fire Department - An incredible group of people who tirelessly have the backs of all of us who call Sharon home. From their budget they have provided CO2 detectors and installed them for those in need, they have shoveled roofs for those who need help and continually ask "what else"?

Food Shelf - Mary Stoddard leads this remarkable resource. She and her volunteers staff the Food Shelf as well as make deliveries to those who are unable to come in, they have a backpack program for any students that need food to make it through the weekend, they made many food

basket feasts for the holidays....the list seems endless. Mary, Suzanne Jones and the many volunteers deserve our thanks!

“IT” - Nicole Antal is a wiz! The team wanted to provide easily assessable information to the town, we needed a web site. Nicole, with input from Dee Gish, made one up in a day. When something needs posting or updating she’s on it. Nicole has made this form of communication effortless.

Schools - Elementary - The children of Sharon are very lucky to have Keenan Haley as Head of School, and the Teachers and Staff who have worked unceasingly to make sure our children receive an education and stay healthy. The challenges are many and their creativity and dedication has shone throughout it all. **TSA** - Andrew Lane, the teachers and staff have been doing a great job implementing safety protocols. A new ventilation system for the Middle School has been installed. This summer TSA moved their AED to the Trading Post so the town would have easy access to this critical piece of equipment.

Selectboard - The Selectboard brings a depth of knowledge and working understanding of the Town, State and Federal government and how they interface. They are willing to provide and do whatever needs to be done to ensure our town comes through this in a strong way.

Sharon Health Initiative - Karen Gray and Greg Elder respond to the health needs and concerns of the Town’s people making sure that medical help is available to our people.

South Royaltown Rescue Service - Becky Owens and the dedicated EMS team provide the emergency ambulance care for our town. She keeps us updated and makes sure that if this type of response is needed it is only a 911 call away.

Volunteers - Greg Elder leads the group of over 40 volunteers. The volunteers make phone calls to those isolated, do regular check-ins with people, pick up groceries, drive to appointments and much more. This is only one of hats Greg wears, he also works with the Food Shelf and Sharon Health Initiative. Thank you Greg!

Town’s People - All of us provide the foundation that supports this team. We all play a part by checking in on a neighbor, offering a smile even if it is from behind a mask, letting the IC team know of someone who could use some help, making a monetary donation.

All of us have been generous with time, wisdom and whatever it takes to support the well-being of our town. The opportunities and challenges Covid-19 is providing have made us deeply aware of how lucky we are to call Sharon home.

Thank you for letting us be of service,
The Incident Command Team

SHARON VOLUNTEER FIRE DEPARTMENT

TOM LOBER, TREASURER

BALANCE ON HAND	July 1, 2019:		
	Checking	\$61,178.95	
	Savings / CD	\$1,712.13	
	Money Market	33,026.99	
	Total		\$95,918.07
INCOME:			
	Town of Sharon	\$48,150.00	
	Donations	3,708.38	
	Old Home Day	3,612.00	
	Rifle Raffle	30,030.00	
	Workman's Comp Refund	333.00	
	Buck Pool	49.00	
	Interest	8.53	
	Total		<u>\$85,890.91</u>
			\$181,808.98
EXPENSES:			
	Insurance	\$12,592.00	
	Dispatch / Communication	13,078.48	
	Electricity	1,700.75	
	Heating	1,787.32	
	Repairs (Equipment)	2,746.54	
	Truck Fuel	819.93	
	Telephone / Internet	1,328.20	
	New Equipment	11,757.97	
	Training	271.00	
	Building, Supplies, Misc.	5,468.24	
	Trash Removal	114.60	
	Fund Raising Expenses	19,070.57	
	Storage Building	4,952.50	
	Total		<u>\$75,688.10</u>
			\$106,120.88
BALANCE ON HAND			
	June 30, 2020:		
	Checking	\$61,918.78	
	Savings / CD	\$1,717.28	
	Money Market	42,484.82	
	Total		\$106,120.88

Irene as of 06/30/20 -	\$	87,077.55	Original Irene Funds
	\$	29,949.05	
	\$	57,128.50	
	\$	4,790.28	
	\$	61,918.78	

Sharon Fireman's Assoc. Inc.

Expenses	2018 <u>Budget</u>	2018 <u>Actual</u>	2019 <u>Budget</u>	2019 <u>Actual</u>	2020 <u>Budget</u>	2020 <u>Actual</u>	2021 <u>Budget</u>	2022 <u>Budget</u>
Insurance	\$ 14,000.00	\$12,785.00	\$ 14,000.00	\$ 12,356.00	\$ 14,000.00	\$ 12,592.00	\$ 13,500.00	\$ 13,500.00
Dispatch / Communication	\$ 10,600.00	10,552.00	\$ 10,500.00	\$ 11,831.39	\$ 11,000.00	\$ 13,078.48	\$ 13,500.00	\$ 14,000.00
Electricity	\$ 1,500.00	1,806.38	\$ 1,500.00	\$ 1,693.08	\$ 2,000.00	\$ 1,700.75	\$ 1,800.00	\$ 1,800.00
Heating	\$ 2,000.00	1,973.49	\$ 2,500.00	\$ 2,635.64	\$ 2,000.00	\$ 1,787.32	\$ 2,800.00	\$ 2,500.00
Repairs (Equipment)	\$ 4,000.00	2,666.14	\$ 4,000.00	\$ 3,546.40	\$ 2,500.00	\$ 2,746.54	\$ 3,500.00	\$ 3,500.00
Truck Fuel	\$ 1,000.00	772.01	\$ 750.00	\$ 703.90	\$ 750.00	\$ 819.93	\$ 750.00	\$ 1,000.00
Telephone / Internet	\$ 1,500.00	1,276.88	\$ 1,500.00	\$ 1,307.66	\$ 1,500.00	\$ 1,328.20	\$ 1,500.00	\$ 1,500.00
New Equipment	\$ 8,000.00	21,579.79	\$ 8,000.00	\$ 3,417.14	\$ 8,000.00	\$ 11,757.97	\$ 5,000.00	\$ 7,000.00
Training	\$ 1,000.00	1,058.19	\$ 750.00	\$ 199.00	\$ 1,100.00	\$ 271.00	\$ 1,000.00	\$ 800.00
Building, Supplies, Misc.	\$ 3,500.00	9,108.11	\$ 3,500.00	\$ 6,695.49	\$ 5,000.00	\$ 5,468.24	\$ 6,500.00	\$ 6,000.00
Trash Removal	\$ 500.00	267.40	\$ 400.00	\$ 152.80	\$ 300.00	\$ 114.60	\$ 250.00	\$ 250.00
Sub-Total	\$ 47,600.00	\$ 63,845.39	\$ 47,400.00	\$ 44,538.50	\$ 48,150.00	\$ 51,665.03	\$ 50,100.00	\$ 51,850.00
New Equipment Reserve Fund	\$ 30,000.00	\$ 37,500.00	\$ 30,000.00	\$ 30,000.00	\$ 30,000.00	\$ 30,000.00	\$ 30,000.00	\$ 30,000.00
Total	\$ 77,600.00	\$ 101,345.39	\$ 77,400.00	\$ 74,538.50	\$ 78,150.00	\$ 81,665.03	\$ 80,100.00	\$ 81,850.00

Sharon Health Initiative - 2020

A note from the Community Health Care Coordinator, Karen Gray RN:

As the Community Health Care Coordinator at the Sharon Health Initiative, I offer health and wellness services and support free of charge to Sharon residents. I am a Registered Nurse who works alongside families, volunteers, and members of health care and social services teams to support clients throughout the lifespan, helping seniors to stay in their homes longer and clients of all ages to access the resources and support they need.

The clients of the Sharon Health Initiative's Community Health Care Coordinator program have received support through regular wellness checks, coordination of health care, transportation assistance, referrals to services for food and other daily needs, support in their transition after an injury or illness, and so much more.

I consider myself blessed to have the unique opportunity to serve the Sharon community as the Community Health Care Coordinator. I would like to thank the Board of the Sharon Health Initiative for their dedication to this project and to the residents of Sharon, everyone involved in the Upper Valley Community Nurse Project, and most of all I would like to thank the residents of Sharon for welcoming me and helping me to support our community.

Our team of volunteers have made a huge difference in the lives of our neighbors by offering their time and talents to help their neighbors. My work would not be possible without their generosity and the support of the community.

You can contact me about becoming a volunteer, making a donation, or referring someone to our services at sharonhealthinitiative@gmail.com, by calling (802) 230-8458, or by mail at PO Box 42 Sharon VT 05065.

Karen Gray RN
Community Health Care Coordinator
Sharon Health Initiative

A note from the SHI Board

The SHI board would like to **request level funding** from the town of Sharon in light of the current challenging financial conditions. We recognize that although our activities have been modified as a result of the pandemic, the need for the services we offer is increasing. We remain appreciative of the generous support we have been fortunate to receive from the town.

Sharon Health Initiative Budget 2020-21

INCOME	
Town appropriation	\$3,000.00
Grants	\$9,000.00
Donations	\$3,200.00
<hr/>	
TOTAL	\$15,200.00
EXPENSES	
Contingency	\$750.00
Fund Raising	\$650.00
Insurance	\$600.00
License	\$0.00
PR	\$0.00
Professional Development	\$600.00
Rent	\$1,200.00
Salary	\$10,400.00
Supplies	\$400.00
Travel	\$600.00
<hr/>	
Total	\$15,200.00

Sharon Historical Society Report of Activities

Due to Covid-19 the Sharon Historical Society held no public programs and the Museum was not open to the public in 2020. We hope to open the Museum to the public later this year.

On August 23, 2020, officers, curators and directors of SHS met to elect the following people: Mary Ayer, President; Dave Phillips, Vice President; Martha Fisk, Treasurer; Sue Sellew, Secretary; Phyllis Potter, Co-Curator; Kelly Clark, Co-Curator. Directors: Helen Barrett (2021); Joyce Amsden (2022); Gene Paige (2020).



A newsletter was mailed to SHS members in September 2020 with the statement: “Because there are no programs planned, dues will not be collected in 2020. However, if anyone would like to make a contribution, you are welcome to do so.” Thank you to all who generously contributed!

Building Maintenance: The floor along the front wall of the building is sagging and after investigation it was determined that the handicapped access ramp was not properly installed. The ramp, made of asphalt, was not flashed and water has seeped through the wall and rotted the main front carrying beam, floor joists, subfloor, finish floor, and wainscot paneling on the wall behind the ramp. The rest of the building is solid and the crawlspace is dry.

With permission of the Selectboard, Dave Phillips, Sue Sellew and Margy Becker applied for a grant from the Vermont Dept. of Historic Preservation to address the problem. Unfortunately, this proposal was not funded, but we are investigating ways to replace the ramp and will reapply for a grant in 2021.

We will mail newsletters in 2021 and dues are requested. Individual SHS Membership is \$5.00 and Family SHS Membership is \$10.00. All contributions are welcome and may be mailed to: Martha Fisk, c/o Sharon Historical Society, 4626 VT Rte. 14, Sharon, VT 05065.

If anyone would like to enter the Museum, they can contact Mary Ayer at 802-763-8549.

Thank you,

Mary Ayer, President

Sharon Historical Society
July 1, 2019 - June 30, 2020

CHECKING ACCOUNT

Balance July 1, 2018		\$ 3,308.02
Income:		
Dues + Interest	\$ 382.89	
Total Income:	\$ 382.89	\$ 3,690.91
Expenses:		
VT Historical Society	\$ -	
Speakers	\$ -	
Miscellaneous expense	\$ -	
Total Expenses:	\$ -	\$ -
Balance June 30, 2020		<u>\$ 3,690.91</u>

REGULAR SAVINGS ACCOUNT

Balance July 1, 2019		\$ 3,595.05
Interest earned		\$ -
Balance June 30, 2020		<u>\$ 3,595.05</u>

LANDMARK SAVINGS ACCOUNT

Balance July 1, 2019		\$ 1,529.20
Interest earned		\$ -
Balance June 30, 2020		<u>\$ 1,529.20</u>

Respectfully submitted,

Martha A. Fisk
Martha A. Fisk, Treasurer

SHARON OLD HOME DAY ASSOCIATION

January 1, 2020 - December 31, 2020

Balance on December 31, 2019		\$438.36
INCOME:		
Donations	\$ 5.00	
Sub Total Income		\$441.36
EXPENSES:	\$.00	
Balance on December 31, 2020		\$441.36

Officers: President /Vice President	John and Norma Vincent
Secretary	Morgan Hackett
Treasurer	Doris J, Backus

We were unable to have a normal Old Home Day Celebration. At 10:00AM we paraded with 2 cars (1) Gold Headed Cane Holder, Phyllis Potter. (2) One of the Oldest Family's in town Martha Fisk.

Hope to SEE YOU in 2021 on August 7th.

Respectfully submitted,

Doris J. Backus

SOUTH ROYALTON AREA SENIOR CITIZENS CENTER

The South Royalton Area Senior Citizen Center (SRASCC) serves the towns of Bethel, Royalton, Sharon and Strafford. Many times seniors from other towns will come to the center for meals and other activities, all are always welcome. To qualify as a senior you must be 60 years old or older.

The Board of Directors is composed of three representatives from each of the four towns. Sue Pirie is the director for both meal sites, one being in South Strafford at Barrett Hall, serving meals on Wednesday and the other in Royalton, at the Royalton Academy building, serving meals on Tuesday and Thursday. We are very fortunate to have Ed Eastman as the cook for Strafford and Mary Lamb as the cook for Royalton. The nutrition program provides one-third of the daily adult nutrition required. We served a total of 14,822 meals for the year 2018-2019. The food cost per meal was \$1.91 total cost per meal \$9.64.

Each year fundraisers are held to help raise money for the services and trips. Fundraisers include raffles and 50% of the proceeds from the Thrift Shop. We have put jars out to area businesses to collect change to be used to help defray the expenses of the rising cost of meals on wheels and running the senior center. However due to COVID all fundraising has been put on hold.

There is an established fund that offers assistance to any senior who may have a need. The funding comes from part of the Thrift Shops profit. Any senior needing assistance may contact Sue Pirie, the Senior Director, Karen Eddy, the Senior Advisor, or one of your Senior Board Representatives with their request. Requests are reviewed in a confidential manner.

The Royalton Coop Market paid for free congregate dinners on the 2nd Tuesday of each month. They paid for 97 meals for this year. Please make sure to thank them for supporting the seniors. We were only to do three months of the year due to snow storms and COVID-19. Willing Hands donated approximately 4,300 pounds of fresh produce and eggs to the senior meal sites this year. Panera Bakery donated 70 large boxes bread, sweets and bagels. Several local farms also donate lots of fresh produce and fruits. We thank them all.

In normal times Services offered include home delivered meals, transportation to the meal site and blood pressure clinics, foot clinics and flu shot clinics. A person is often available to help seniors with their taxes in April. Karen Eddy, the senior adviser, is available to assist seniors with any problems that they may have. Karen has an office at the Royalton Academy. Another service is the distribution of USDA commodities. Entertainment is offered during many of the meals. Each year, different trips are offered to the seniors. Sue Pirie works very hard to make each trip a memorable time.

Sharon's Senior Representatives are:

Martha Fisk
Norma Vincent
Mary Ayer

Submitted by:

SRASCC Board of Directors
Martha Fisk, President
Kay Ingraham, Vice-President
Corinne Ingraham, Secretary
Sue Coburn, Treasurer

SO. ROYALTON SENIOR CENTER	2019-2020	END OF YEAR FIGURES
INCOME		
CVCOA		\$ 67,144.10
TOWN FUNDS		\$ 12,500.00
MEAL DONATIONS- CONG		\$ 12,513.00
MEAL DONATIONS- MOW		\$ 14,118.20
VCIL		\$ 2,483.00
FROM CHARITABLE FUNDS FOR FOOT CLINIC		\$ 1,160.00
FUNDRAISING		\$ 41,094.06
MISC. DONATIONS & INCOME		\$ 19,470.87
INCOME FOR PAPER SUPPLIES		\$ 7,308.12
INTEREST		\$ 6.05
GRANTS		\$ 15,050.00
TOTAL INCOME		\$ 192,847.40
EXPENSES		
SALARY		\$ 70,318.02
HP. GRANT PAY		\$ 3,548.20
PAYROLL TAXES		\$ 21,610.77
MILEAGE		\$ 3,890.95
SUPPLIES		\$ 2,166.37
RENT BUILDING / COPY MACH		\$ 10,022.88
TELEPHONE/ INTERNET		\$ 1,475.64
POSTAGE		\$ 1,221.05
EQUIPMENT/REPAIRS		\$ 5,030.85
FOOD		\$ 35,779.25
INSURANCE		\$ 3,358.09
TRANS. TO OPEN NEW ACCT.		\$ 22,766.98
DUES & BANK FEES		\$ 441.39
FOOT CLINIC		\$ 820.00
PAPER GOODS (MOW CONT.)		\$ 12,864.08
TOTAL EXPENSES		\$ 195,314.52



SOUTH ROYALTON RESCUE SQUAD

53 Safford Street
South Royalton, VT 05069

802-763-8974
royaltonvt.com

Serving the Communities of Royalton, Sharon, Tunbridge

Town Report 2020:

I would like to start by thanking the community members for their continued outpouring of support in what has proven to be a very difficult year. Through the COVID-19 pandemic South Royalton Rescue Squad has been faced with seemingly endless challenges. With your unwavering support the staff has been able to meet and overcome these challenges.

We finished the fiscal year with a total of 438 calls. South Royalton Rescue is staffed 24/7 ensuring a timely response to 911 emergencies in our coverage areas. We currently have two paramedics with another in paramedic school at VTC. We have eight Advanced EMTs, and eight basic EMTs rounding out our highly qualified staff. Our squad consists of full-time, part-time, and per diem members who strive to provide the highest level of care in a timely manner to the residents and visitors of our communities.

The need for our services continues to increase each year. We now respond to approximately 400 calls annually. We strive to improve services and financial stability. During FY20, our financial condition continues to strengthen through improved budgeting and planning. We continue to review every call diligently which has helped to increase our monthly billing. The improvements to our service and operations is due in large part to the hard work and diligence of our dedicated staff.

COVID-19 Update

We continue to vigilantly monitor the ever evolving COVID-19 situation in Vermont and nationwide. We are currently taking all state suggested precautions to ensure the safety of our crew and the patients we come in contact with.

Advisory Board

The Towns of South Royalton, Sharon and Tunbridge are represented by three appointed community members of each town to make up the Advisory Board. Please review volunteer lists in your town report for a list of board members. The Advisory Board meets once a month to review financial reports, hear the report of the administrator, act on any needed policy changes, and provide guidance and support to administrative staff. These members work tirelessly to serve the interests of their communities.



SOUTH ROYALTON RESCUE SQUAD

53 Safford Street
South Royalton, VT 05069

802-763-8974
royaltonvt.com

Serving the Communities of Royalton, Sharon, Tunbridge

Food Drive

Community outreach and engagement is very important to the staff at South Royalton Rescue. In December of 2019 South Royalton Rescue Squad sponsored our second annual area-wide food drive. We had collection boxes in Royalton, Sharon and Tunbridge where non perishable items were gathered for the local Food Shelf organizations. Each of the last two years we were able to deliver at least one full box of supplies to help restock the local food shelves. We are hopeful that 2020 will yield the same success.

Training

Due to COVID-19 restrictions we have had to become creative with training this year. The State of Vermont has provided us with an online platform to provide state certified, high quality training which we continue to do on a monthly basis. Moving forward we plan to conduct training via Zoom as much as possible until it is deemed safe to hold in person training again. Our EMS district has also ramped up their monthly training which provides another avenue for education.

Nitrous oxide

With generous contributions from the community, we were able to purchase a Nitrous Oxide system in July. After a series of training the system went into use in early August. This system allows our Advanced EMTs to deliver non-narcotic pain relief to those in need in a safe and timely manner. If you would like to support South Royalton Rescue on our next major purchase, please visit our website www.southroyaltonrescue.com.

Moving Forward

Each year South Royalton Rescue sets goals to continually improve as providers and as members of the community. This year has proved to be a challenging one, but with your help we have been able to overcome any obstacle we faced. Your support and donations help us to purchase much needed equipment while keeping our operating expenses low. Continue to wear your masks, talk with your doctor about your ongoing health, reach out to friends and family, and keep washing your hands! We look forward to being able to spend time together again and providing EMS support at events within our coverage area.

THANK YOU for the continued support. You can contact us at 802-763-8133, visit us at our website www.southroyaltonrescue.com or follow us on Facebook. Remember, in an emergency call 911.

South Royalton Rescue Squad		BUDGET		AUDITED		VARIANCE		BUDGET		UNAUDITED		VARIANCE		BUDGET		NAUDITED		VARIANCE		BUDGET		BUDGET	
	Budget FY 2021	JUL '17	JUN '18	JUL '17	JUN '18	JUL '17	JUN '18	JUL '18	JUN '19	JUL '18	JUN '19	JUL '18	JUN '19	JUL '19	JUN '20	JUL '19	JUN '20	JUL '19	JUN '20	JUL '20	JUN '21	JUL '21	
	11/17/2020																						
Income																							
Total 303 - Emergency Services		145,500		160,193		14,693		150,259		202,883		52,624		175,011		211,826		36,325		215,000		215,350	
Total Other Income		20,661		33,143		12,482		21,521		150,004		113,233		23,100		30,452		6,297		28,550		29,550	
Total Income		166,161		193,336		27,175		171,780		352,887		165,857		198,111		242,278		42,621		243,550		244,900	
Expense																							
Total Contract Services		29,131		30,655		1,524		36,294		44,034		7,740		36,998		40,756		3,971		45,365		45,365	
Duck Race Total																				4,800	4,800		
Coin Drop Total		-		48		48		3,500		2,768		(732)		3,500		2,236		(1,264)		2,500		2,500	
Total Insurance		25,785		28,993		3,208		25,785		28,507		2,722		31,200		28,414		(2,786)		31,200		28,700	
Total Maintenance & Repairs		1,500		949		(551)		800		690		(110)		500		1,464		964		2,137		2,137	
Total Prof. Membership & Train.		7,592		5,048		(2,544)		7,592		6,202		(1,390)		5,274		5,345		71		6,225		6,725	
Total Office		2,050		3,395		1,345		2,050		3,647		1,597		2,375		4,205		1,830		3,370		3,620	
Total Payroll		304,948		316,049		11,101		304,948		306,219		1,270		316,955		316,626		(329)		331,903		338,575	
Total Supplies & Equipment		10,600		8,181		(2,419)		10,100		14,084		3,984		11,950		13,527		1,577		25,600		23,900	
Total Utilities		5,976		7,624		1,648		6,276		6,227		(48)		5,891		5,008		(883)		6,426		5,576	
Total Rent		9,600		9,870		270		11,160		11,260		100		11,160		11,410		250		11,760		11,760	
Total Vehicle		34,585		58,527		23,942		33,508		34,309		801		37,000		38,815		(1,726)		37,600		36,600	
Total Expense		431,767		469,339		37,571		442,013		457,947		15,934		462,803		467,807		1,675		508,886		510,258	
Net Income		(265,606)		(276,003)		(10,396)		(270,233)		(105,060)		149,923		(264,692)		(225,529)		40,946		(265,336)		(265,358)	
Total Appropriation Needed		265,606						270,233						264,692						265,336		265,358	
Total Capita All 3 towns (4,828)		4,828						4,828						4,828						4,828		4,828	
Charge Per Capita		55.01						55.97						54.82						54.96		54.96	
Covered Town Population																							
Royalton														2,773						2,773		2,773	
Sharon														1,490						1,490		1,490	
Tunbridge														565						565		565	
Total Covered Population																							
308 - Town Appropriations																							
308a-Royalton		152,553		152,553		-		155,211		155,210		(1)		152,028		155,210		3,182		152,398		152,410	
308b-Sharon		81,970		81,970		-		83,398		83,389		(9)		81,688		83,389		1,701		81,887		81,894	
308c - Tunbridge		31,083		31,083		-		31,624		31,624		(0)		30,976		31,624		648		31,051		31,054	
Total		265,606		265,606		-		270,233		270,223		(10)		264,692		270,223		5,531		265,336		265,358	
Appropriations YOY								1.7%						-2.1%						0.2%		-1.8%	

The Sharon Academy **Town Report 2020**

As the newest Head of School for The Sharon Academy, it is my pleasure and privilege to write this summary of 2020. The year has been very eventful at The Sharon Academy (TSA), just as it has been for everyone. Through all of the unexpected challenges that COVID-19 has presented to us all, we are grateful for the equally unexpected kindnesses, support, and commitment we have witnessed in our community. We have all—parents, teachers, community members, and students—stepped up to support each other, and we thank the residents of Sharon for your continued commitment to education and young people.

Like all schools in our area, TSA went to online learning in the Spring of 2020. Our teachers had spent weeks developing curricula for a possible online learning scenario, so we were able to hit the ground running when schools were closed. We even found a way to hold our signature graduation ceremonies, keeping the incredibly personalized approach for which we are known. Through careful monitoring and research, we refined our remote learning model through the Spring. This summer all of our teachers worked to shift their curricula to include an element of remote learning.

This fall, students returned to school in a hybrid model. Half of our students attend school in person on Monday and Tuesday, with the other half attending in person on Thursday and Friday. All students therefore have two days of in-person learning, and three days of remote learning. We know that the genuine connections made among adults and students are the single most important ingredients to meaningful learning. Knowing who they are, how they work and learn, what motivates them, what drives them, what scares them, what gives them hope, what helps them grow is how we nurture their learning. It is how we challenge them to do more while also supporting them when they need it. The hybrid model allows us to be together some of the time so that we can make those connections and to set them up for success off campus.

In June, we also released a Statement of Solidarity, to do our part to address racism. Our newly formed Equity Committee is meeting regularly to identify the ways we as a school can do better for our staff and students, so that we can fulfill our mission to help students “realize their immense potential”. Another of the many exciting projects TSA is undertaking involves making capital improvements to our high school campus. In particular, we are looking forward to adding classroom space for arts and sciences for hands-on learning that will improve our student’s learning experiences. We expect to begin construction in the spring of 2021.

For more information or to make a donation, please visit www.sharonacademy.org/campaign.

This Spring, TSA will celebrate its 25th anniversary with a virtual gala. Save the date: Saturday, May 1, 2021.

We look forward to serving Sharon and the many children and families from surrounding towns in the years to come. Thank you, Sharon residents, for your continued support. Please feel free to call us at 763-2500 to schedule a virtual visit. And as soon as it is safe to do so, we look forward to being able to welcome you into our building once again.

Until then, we leave you with the words I opened the school year with this fall:

The connections between and among us have the power to heal, to teach, and to grow. We are in this together, and collectively we have the ability to not just overcome the challenges, but to find meaning in them, learn and grow from them, and look back with pride at how we navigated them with grace, and with love.

Mary Newman, Head of School, *The Sharon Academy*



The Sprouty 2020

The 10th Annual Sprouty 5K/ 10K Race was run as a virtual event for over two weeks in September 2020 when runners and walkers could race at their own pace, and wherever they chose.

Although there were hesitations and lots of learning along the way, **our first Virtual Sprouty Race was able to raise a \$4,500 donation to gift to The Sharon Elementary School.**

Funds were raised through participant fees, a large donation of \$3,000 from the Jack and Dorothy Byrne Foundation, and smaller donations from Mascoma Bank, Horizons Engineering, and several individuals. This donation will benefit Sharon Elementary School's outdoor education and farm-to-school programs.

With over 90 participants of all ages, we also were able to keep our 10th Annual event alive while continuing to foster a sense of community and common purpose even through the limitations of the pandemic. We also benefited from in-kind donations of lettuce plants from Dandelion Acres, a fresh new t-shirt design from Scott Fisk, signage from Red Door Printing, and music CDs from the Pan Handlers to gift to our participants. And finally, Building A Local Economy (BALE) again served as our fiscal agent for the event.

The mission of The Sprouty 5K/ 10K event is to ***Grow a Healthy Community*** and this fall we were able to maintain a very healthy community at Sharon Elementary School. Students in preschool through 6th grade attended school in-person from September 8 through December 18. They spent up to three hours outdoors each day for traditional instruction, gardening, physical education, art, and many more learning activities. Teachers utilized the pavilion, woods, fields, rented tents, gardens, and strong skills and experience with creating outdoor learning experiences for students. Harvested foods from the gardens were cooked and eaten and some local foods were purchased for the cafeteria program, and finally, some aging cooking equipment was replaced.

Specific income and expenses were as follows:

Income

Carryover Balance from 2019:	\$3715.45
2020 Income:	<u>\$5467.00</u>
	\$9182.45

Expenses

2020 Expenses:	\$1049.35
Donations to SES and BALE:	<u>\$4650.00</u>
	\$5699.35

2020 Ending Balance: \$3483.10

The Sprouty Committee looks forward to 2021 and the continued support of the Town and greater community. We request a continued contribution from the Town in the amount of \$500 for FY22.



FORMERLY ACTR & STAGECOACH

SHARON TOWN REPORT 2020

Thank you for the Town of Sharon's generous support last year. Last fiscal year, your support helped us provide 2,555 free trips for Sharon residents either by volunteer drivers or on wheelchair accessible vehicles. An additional 1,779 trips on our fixed route bus system originated at stops in the Town of Sharon. Tri-Valley Transit's Dial-A-Ride and Bus Systems provided a total of 226,281 rides for the year. All our transportation programs enable community members to maintain their independence, gain and keep employment and access critical healthcare and quality-of-life services.

The COVID-19 crisis has emphasized the incredible importance of our work. Public transportation has been on the frontlines of providing essential service to many of the most vulnerable members of our communities. Healthcare staff get to work; dialysis, cancer and methadone patients get to treatment, and at-risk residents get food delivered. Services have been revamped to protect riders, the general public, and our staff. At first, we focused on trips to riders with no other means of transportation but whose trips were essential; and then we safely increased capacity to meet growing demand by:

- installing physical barriers between seats and directing riders to use window seats,
- waiving fares to reduce contact,
- ensuring all buses are frequently sanitized and hand sanitizer is available,
- requiring facemasks, even prior to the statewide mandate, and
- implementing screening techniques to ensure riders are not COVID risks.

The state and local grants through which we provide these services require us to raise 20% "local match" dollars. TVT's requests from towns account for approximately 5% of the 20% requirement. TVT seeks the other 15% from other sources including businesses, institutions, individuals, and grants.





In Fond Memory

(reprinted with permission of TVT)

In November we lost a vital and beloved member of the Tri-Valley Transit family with the unexpected passing of **Brad Atwood** from pancreatic cancer. Anyone who had the chance to know and work with Brad knows he was an incredible person dedicated to a life of community service. Along with his service to the **Town of Sharon**, The Sharon Academy and Gifford Medical Center, Brad served Tri-Valley Transit (and previously Stagecoach) as a board member since 2014 and as Board Chair in 2020.

Brad made enormous contributions to TVT, helping user the organization into and through the merger of Stagecoach and ACTR, pursuing construction of the Upper Valley Community Transportation Center, and providing guidance and leadership under the unprecedented circumstances of the COVID-19 pandemic.

We will miss Brad tremendously for his compassion, expertise, and sense of humor as we continue to work toward the vision he shared for TVT to be the leading transportation alternative for people in the community we serve. This Annual Report is dedicated to his memory.

To obtain a copy of the TVT's 2020 Annual Report
Call 802-388-2287

<https://www.trivalleytransit.org/>

TRORC 2020 YEAR-END REPORT

The Two Rivers-Ottawquechee Regional Commission is an association of thirty municipalities in east-central Vermont that is governed by a Board of Representatives appointed by each of our member towns. As advocates for our members, we seek to articulate a vision for building a thriving regional economy while enhancing the Region's quality of life. The following are highlights from 2020.

Technical Assistance on Planning Issues

Our staff provided technical services to local, state and federal levels of government and to the Region's citizens, non-profits, and businesses. TRORC staff assisted numerous towns with revisions to municipal plans, bylaws and studies.

Creative Economy and Public Health

This year, TRORC obtained Federal grant funding to support the marketing of the Region's creative economy sector. Staff hosted informational and networking events to enhance business promotion. TRORC also worked on public health projects with local hospitals and worked on including incorporating health-related goals and policies into town plans.

Emergency Management and Preparedness

TRORC staff continued to serve on the State Emergency Response Committee, providing state officials with key local information to assist emergency planning. Our Local Emergency Planning Committee efforts with local emergency responders, organizations, and town officials continued meeting the needs of our first responders. TRORC assisted several communities with updating their Local Hazard Mitigation Plans.

Energy

TRORC assisted six towns on Enhanced Energy Plans to save money for communities and further the State energy goals to meet 90% of Vermont's energy needs from renewable sources by 2050. TRORC has continued working to support town Energy Committees on energy efficiency outreach and education with funding from Efficiency Vermont.

Transportation

TRORC managed the Municipal Roads Grants-In-Aid program in our Region. This provides funding for towns to implement Best Management Practices (BMP) on municipal roads ahead of the state's forthcoming Municipal Roads General Permit provisions. Funding provides for projects including grass and stone-lined ditches, upsizing and replacement of culverts, and stabilizing catch basin outlets.

Specifically, in Sharon this past year, TRORC helped complete the Local Emergency Management Plan and Town Plan Municipal Planning Grant. Additionally, an inventory of road erosion within the town was completed. As part of the Grants in Aid program, ditching and culvert improvements on Howe Hill Road were completed. Sharon was covered under a regional study to address the shortage of housing for lower- and middle-income households. TRORC's new Regional Plan revised its land use areas to better reflect rural areas the those for forests, giving the Town helpful guidance in its conservation efforts. TRORC also continued work to improve the water quality of the White River.

We are committed to serving you, and welcome opportunities to assist you in the future.

*Respectfully submitted, Peter G. Gregory, AICP, Executive Director
Jerry Fredrickson, Chairperson, Barnard*





VERMONT ASSOCIATION FOR THE BLIND AND VISUALLY IMPAIRED
HELPING ACHIEVE INDEPENDENCE IN A VISUAL WORLD SINCE 1926

11/9/2020

Town of Sharon
Selectboard
PO Box 250
Sharon, VT 05065-0250

Dear Selectboard members,

For many years, the town of Sharon has supported our mission to help Vermonters with visual impairments to be more independent, cultivate adaptive skills, and improve their quality of life. With your support, the Vermont Association for the Blind and Visually Impaired [VABVI] has completed another successful year. Thank you for your on-going support!

The number of clients we serve increases every year, and it costs approximately \$1,000 to provide one year of service to each individual adult client. During Fiscal Year 2020, we served 1,804 clients from all 14 counties in Vermont. This included 2 adults and 2 students in Sharon, and 124 adults and 39 students in Windsor County. An estimated 14,000 Vermonters are currently blind or visually impaired. As the “Baby Boomer” generation ages, this number is expected to increase to at least 25,000 by 2030. People are living longer, so we anticipate that the increase in demand for our services will continue well into the future. As a result, our neighbors, family and friends are among those who may be coping with vision loss.

Last year, our local towns and cities provided us with over \$30,000 in support. These funds went directly to services for clients. We hope that you will consider supporting VABVI again this year with an allocation of \$150 to help fund our services in your township. If you have any questions or would like any more information, please feel free to contact me by phone at (802) 863-1358 extension 217 or by e-mail at sturgeon@vabvi.org.

Thank you for your consideration.

Sincerely,

A handwritten signature in dark ink, appearing to read "Shannon Turgeon", with a stylized flourish at the end.

Shannon Turgeon
Development Assistant



Vermont Rural Fire Protection Task Force

Vermont Association of Conservation Districts (VACD)
170 Lower Sumner Hill Road, Sumner, ME 04292
(802) 828-4582 | dryhydrantguy@yahoo.com | www.vacd.org

November 1, 2020

Re: **Request for Town Appropriation, Vermont Rural Fire Protection Program**

Dear Board of Selectpersons, Town Clerks and Auditors:

On behalf of the Vermont Rural Fire Protection Task Force, I am writing to request your support of the Vermont Rural Fire Protection (RFP) Program, formerly called the Dry Hydrant Grant Program. The RFP program helps Vermont communities protect lives, property and natural resources by enhancing fire suppression resources. Program Manager and Engineering Technician Troy Dare helps local fire departments identify appropriate sites for dry hydrants and other rural water supply systems, design installations, and find financial support to support the costs of construction. During the **23+ years** of the program, almost **1200 grants** totaling **\$2.6 million** have been provided to Vermont towns for installation of new rural fire protection systems, as well as for replacements and repairs.

The Rural Fire Protection Program has made a successful transition from the Northern Vermont and George D. Aiken Resource Conservation and Development (RC&D) Councils to the Vermont Association of Conservation Districts (VACD). VACD is the membership association of Vermont's fourteen Natural Resources Conservation Districts, whose mission is to work with landowners and communities to protect natural resources and support the working landscape throughout the state.

We have made several adjustments to the Rural Fire Protection Grant Program, including changing the name from Dry Hydrant Grant Program to Rural Fire Protection Program to better reflect the diverse range of projects we support. We have increased the maximum grant award amount from \$5,000 to \$10,000 per project. New rural fire protection systems, along with repair, replacement, relocation, upgrades of existing systems, and drafting site development, are eligible for grant funding on an ongoing basis. And we now consider applications from Vermont towns and fire departments on a revolving basis throughout the year rather than just once a year.

The annual expense of the Rural Fire Protection Program in FY 2020 was \$200,432, of which \$107,524 was paid in grants to Vermont communities for construction costs. The remaining budget covered site assessments, project design and program oversight. Most of our funding comes from the Vermont Department of Public Safety through annual appropriations by the Vermont Legislature. In addition, the program receives support from the US Forest Service through the Vermont Department of Forests, Parks

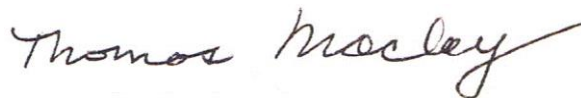
and Recreation. Unfortunately, these grants do not completely cover the costs of the program. Therefore, we are respectfully requesting that you include a \$100 appropriation in your town budget to support the Rural Fire Protection Program. Since last year's appropriation request, we have received nearly **\$10,000** in town appropriations from almost **100** towns, with contributions still coming in. We are deeply grateful for your ongoing support.

215 Vermont communities have benefitted from the Rural Fire Protection program. Our goal is to extend this support to all Vermont towns and continue to assist local fire departments in reducing the risk of injury, loss of life, and damage to property and natural resources, thereby improving the safety and welfare of Vermont communities.

Enclosed please find a summary report for the Rural Water Supply Grant Program, as well as an invoice and W-9 from VACD in case they are required. VACD's tax form 990 is also available upon request. Please feel free to contact me, Troy Dare, or Jill Arace, Executive Director of VACD, with any questions you may have. Our contact information is provided below. If you would like to receive this appropriation request by mail instead of by email, please contact Troy Dare.

Thank you for your consideration.

Sincerely,



Tom Maclay, Chair
Rural Fire Protection Task Force
(802) 426-3265 | 83creameryst@fairpoint.net

Troy Dare, Program Manager & contact person Town Appropriation business
Vermont Rural Fire Protection Program
(802) 828-4582 | dryhydrantguy@yahoo.com

Jill Arace, Executive Director
Vermont Association of Conservation Districts (VACD)
(802) 496-5162 | jill.arace@vacd.org

Rural Fire Protection Task Force Members:

Tom Maclay, Chair, Marshfield VFD
Bill Sanborn, Vice-Chair, Town of Maidstone
Tyler Hermanson, VT Enhanced 9-1-1
Haley Pero, Senator Bernie Sanders' Office
Mike Greenia, Vermont Division of Fire Safety
Christine Kaiser, Stowe VT
Lars Lund, VT Forest Parks & Recreation Dept.

**Vermont Association of Conservation Districts
Rural Fire Protection Program
FY 2020 Financial Report (7/1/2019 - 6/30/2020)**

Income

Town Appropriations/Donations	9,625
VT Dept. of Public Safety, Division of Fire Safety	149,328
VT Dept. of Forests, Parks and Recreation (US Forest Service)	31,250
VACD	6,293
Sale of Dry Hydrant Spare Parts	3,836
Donation	100
Total Income	<u>200,432</u>

Expense

Personnel	61,523
Travel	4,744
Office and Services	23,357
Dry Hydrant Spare Parts	3,284
Rural Fire Protection Grants to Towns & Fire Departments	107,524
Total Expense	<u>200,432</u>
Net Income	<u><u>0</u></u>

Vermont League of Cities and Towns

Serving and Strengthening Vermont Local Government

About the League. The Vermont League of Cities and Towns (VLCT) is a nonprofit, nonpartisan organization, owned by its member municipalities, with a mission to serve and strengthen Vermont local government. It is directed by a 13-member Board of Directors elected by the membership and comprising municipal officials from across the state. The most recent audited financial statements are posted on our website, vlct.org/about/audit-reports, and show that our positive net position continues.

Member Benefits. All 246 Vermont cities and towns are members of VLCT, as are 139 other municipal entities that include villages, solid waste districts, regional planning commissions, and fire districts. Members have exclusive access to a wide range of specialized benefits, expertise, and services, including:

- **Legal, consulting, and education services**, including prompt responses to member questions that often involve how to comply with state and federal requirements. In 2020, VLCT's timely legal and technical assistance included answering more than 4,000 legal questions and publishing guidance, templates, research reports, and several new groups of FAQs explaining how municipalities can implement the state's COVID-19 requirements. To support Vermont's towns and cities in responding to the pandemic, VLCT quickly researched, assembled, and distributed important information about fiscal impacts, grant opportunities, and how to adapt town operations, hold public meetings remotely.
- **Trainings and timely communications on topics of specific concern to officials** who carry out their duties required by state law, as well as pertinent statewide topics. In response to the pandemic, the League provided online trainings, a virtual week-long conference, and timely announcements and information from state officials about how to comply with requirements and access to funding and assistance.
- **Representation before the state legislature and state agencies**, ensuring that municipal voices are heard collectively and as a single, united voice. VLCT's recent legislative efforts have helped provide cities and towns additional resources to achieve tangible results on pressing issues such as responding to the COVID-19 pandemic, road and bridge repair, cybersecurity, housing and economic growth, renewable energy, emergency medical services, equity and inclusion, and ensuring the quality of our drinking water. Members are also represented at the federal level to Vermont's Congressional delegation and through our partner, the National League of Cities.
- **Access to two exceptional insurance programs.** The Property and Casualty Intermunicipal Fund (PACIF) provides comprehensive and cost-effective property, liability, and workers' compensation insurance coverage, programs, and services that protect the assets of your community. The VLCT Employment Resource and Benefits (VERB) Trust provides unemployment insurance, life, disability, dental, and vision insurance products to members at a competitive price. Both programs offer coverage and products that members need and ask for, help Vermont municipalities stretch their budgets, and are *only* available to VLCT members.
- **Access to a host of educational and informative materials and member conferences**, including a news magazine, handbooks, reports, articles, and events that all focus on the needs of local government and provide additional educational and networking opportunities.

At the heart of all these activities is VLCT's commitment to serving as a good steward of member assets, and we are proud of the progress we continue to make in that effort. Members are welcome to contact VLCT anytime to ask questions, and to access resources that can help each official and employee carry out the important work of local government. For a comprehensive list of member benefits and services, please visit vlct.org/memberguide to download the VLCT Member Guide.

To learn more about the Vermont League of Cities and Towns, visit the VLCT website at vlct.org.



November 25, 2020

Town of Sharon
PO Box 250
Sharon, VT 05065

Dear Selectboard and Citizens of Sharon:

Thank you for the opportunity to have Visiting Nurse and Hospice for Vermont and New Hampshire's (VNH) appropriation request included in Sharon 2021 funding. **VNH respectfully requests a \$3500 appropriation. This represents level funding from last year's request.**

Our nurses, therapists, and social workers provide assessments, medical care, and education to assist people in maintaining their independence. Patients, particularly our frail elderly and disabled, people with terminal illness, those recovering from major surgery or illness, and children with chronic medical needs, benefit by receiving the care they need in the familiarity and comfort of home. This is especially important during the current crisis. As people self-isolate due to COVID-19, having the benefit of care in the home is even more crucial.

During this time, we have continued to provide care to the community. VNH quickly provided remote patient monitoring and telehealth to our patients in their homes, helping to keep high-risk patients out of the hospitals and clinics. ***These services were provided without reimbursement from Medicare.***

Town funding helps close the gap between reimbursement for services provided and costs of those services. With adequate town funding, an affordable option for home healthcare is available to all Sharon families in need. VNH is an essential piece of the community healthcare system in Sharon. Without the services that we provide, there would be a significant gap in the community's continuum of care. Last year, VNH provided 321 visits to Sharon residents of all ages and at all stages of life.

In order to continue meeting these needs, we urge you to consider the importance and cost-effectiveness of the work that VNH does to ensure the health and well-being of the community.

On behalf of the people we serve, we thank you for your consideration of this request.

With kind regards,

Hilary Davis
Director External Relations and Service Excellence

88 Prospect Street
White River Junction
Vermont 05001
1.888.300.8853
vnhcare.org

White River Partnership 2020 Annual Report to Sharon

The White River Partnership (WRP) is a membership-based, nonprofit organization formed in 1996 by a group of local people who shared an interest in keeping the White River healthy. The WRP envisions a White River watershed in which individuals and communities work together to make informed decisions that result in clean water, fewer flood damages, improved access to the river, and more. Here are some highlights from our work in 2020:

- The WRP engaged 520 teachers and students from 15 watershed schools – including Sharon Elementary School and The Sharon Academy – in the Trout in the Classroom program, **raising native brook trout to learn about their cold-water habitat needs** in partnership with the Greater Upper Valley Chapter of Trout Unlimited.
- WRP staff and 15 volunteers completed the 3rd year of our White River Water Trail Stewardship Program, monitoring river access sites every month during the summer to remove trash and to report hazardous conditions. We wrapped-up the season with a “remote” river cleanup event in September – in sum, volunteers removed **1,500 pounds of man-made trash** from the river in Bethel, Hartford, Pomfret, Randolph, Royalton, Sharon, and Tunbridge.
- WRP staff and 25 trained volunteers **completed the 20th year of our water quality monitoring program**, testing bacteria, conductivity, and turbidity at 22 swimming holes in 13 towns – including The Sharon Academy pulloff on Rte 14 – every two weeks from June through September. We shared results via email, our website, and our Facebook and Instagram pages.
- The WRP worked with willing landowners, partners, and three work crews to **plant 4,425 native trees and shrubs along the White River and its tributaries** in 10 locations to improve water quality, fish and wildlife habitat, and flood resilience.
- The WRP engaged 620 students and teachers from 19 schools – including Sharon Elementary School – in **hands-on education programs that raise awareness about watershed issues**, including crayfish sampling & identification, stream-crossing culvert assessments, waterbugs sampling & identification, wildlife track & sign monitoring along the river, and more!

For more information

White River Partnership
PO Box 705, S. Royalton, VT 05068
(802) 763-7733, info@whiteriverpartnership.org
www.whiteriverpartnership.org and www.facebook.com/WhiteRiverPartnership



PO Box 101 • Windsor, VT 05089 • 802-674-5101 • info@wcmentors.org • www.wcmentors.org

Town Narrative - Sharon
For July 1, 2019 - June 30, 2020

For nearly 50 years, Windsor County Mentors has been creating and supporting mentoring relationships between caring adults and youth to help them thrive. By doing so, we create opportunities for the youth of Windsor County to realize their potential as healthy, responsible decision-makers. Mentoring offers vulnerable youth opportunities to share experiences with reliable adults to widen their vision of themselves, helping them to become confident, contributing members of their community.

WCM offers both school- and community-based mentoring partnerships, free of charge, to any Windsor County child between 5 and 18 who could benefit from a long-term, trusting relationship with an adult in their community.

In FY 2020, WCM served and supported 42 school- and community-based mentorships, with children from 16 towns (including one mentorship in Sharon). Collectively, these mentors volunteered over 1900 hours. Our mentees were distributed among 16 Windsor County public schools.

Our surveys demonstrate the positive effects of mentoring:

- Mentors (96%) would recommend mentoring to a family member, friend, or colleague.
- Mentee parents (100%) said their child is hopeful about his/her future.
- Mentees (82%) reported having a mentor has made a difference in his/her life.

WCM employs three regional outreach coordinators around Windsor County, assuring that we are able to grant each town the attention it deserves.

Financial support from Windsor County towns helps ensure the well-being of children and their families.

For more information on our mentorships, find us on Facebook, visit our website www.wcmentors.org, or contact us at ProgramsWC@outlook.com 802-674-5101. WCM thanks the voters of Sharon for their support for the children of Windsor County.

Matthew Garcia
Executive Director



Sharon School District

2021 Annual School District Meeting Materials

Financial Reports (July 1, 2019 – June 30, 2020)
Reports from administrators 2021

Important Dates

May 8, 2021

Annual School District Budget
Vote - by Australian Ballot
at SHARON TOWN OFFICES,
15 School Street, Sharon VT
10 am - 7 pm

April 29, 2021 - 6 pm
Virtual Informational Meeting

May 6, 2021 - 6 pm
Virtual Informational Meeting

Administration

Superintendent Jamie Kinnarney
Principal Keenan Haley

School Board

Don Shaw, Chair
Chantelle Brackett, Vice Chair
Sam Potter, Clerk

**TOWN OF SHARON SCHOOL DISTRICT
ANNUAL MEETING WARNING**

The legal voters of the Town of Sharon School District are hereby NOTIFIED and WARNED to VOTE in accordance with Sections 3 and 4 of Act 92, 2020 Adjourned Session and H. 48 (2021), BY AUSTRALIAN BALLOT at The Sharon Town Offices, 15 School Street, Sharon VT 05065 on May 8, 2021, between the hours of 10:00 o'clock AM (when the polls will open) and 7:00 o'clock PM (when the polls will close) and thereby act on the following matters:

- Article 1.** To Elect a Moderator who shall immediately assume office and serve a one-year term or until the election and qualification of a successor.
- Article 2.** To fix the salaries of the School District Officers for the 2021-2022 school year in the amount of \$1,000.
- Article 3.** To fix the salary of the School District Treasurer in the amount of \$1,000 for the 2021-2022 school year.
- Article 4:** Shall the voters authorize the School Board to borrow money by issuance of notes not in excess of anticipated revenue for the fiscal year July 1, 2021 through June 30, 2022?
- Article 5.** Shall the voters of the school district approve the school board to expend \$5,038,941 which is the amount the school board has determined to be necessary for the ensuing fiscal year. It is estimated that this proposed budget, if approved, will result in education spending of \$18,073.89 per equalized pupil. This projected spending per equalized pupil is 5.18% higher than spending for the current year.
- Article 6.** To elect One School Director, for the term of three (3) years.

Voters of the Town of Sharon will vote at The Sharon Town Offices, 15 School Street, Sharon Vermont 05065. The Polls will open on Saturday, May 8, 2021 at 10:00AM and close at 7:00 PM. Voters are reminded that all mail in ballots must be received by May 8, 2021 before the close of the polls.

The legal voters of the Sharon School District are further notified that voter qualification and registration relative to said meeting shall be as provided in Section 706(u) of Title 16, and Chapters 43, 51 and 55 of Title 17, Vermont Statutes Annotated.

Dated:

03/23/2021

Board of School Directors:



Donald Shaw, Chairperson



Samantha Potter, Clerk



Chantelle Brackett, Vice Chairperson

**TOWN OF SHARON SCHOOL DISTRICT
REMOTE PUBLIC INFORMATIONAL HEARING
NOTICE and AGENDA FOR APRIL 29, 2021 AND MAY 6, 2021**

The Town of Sharon School District Board of Directors will be holding two (2) public informational hearings by electronic means with the first on **April 29, 2021 at 6:00PM** and the second on **May 6, 2021 at 6:00PM** to discuss the Australian ballot articles on the 2021 Annual Unified District Meeting Warning.

Information on how to access the remote hearing:

- By telephone: Dial 1-304-896-9109. When prompted enter the meeting PIN: 451 959 363#.
- By computer: Join meeting by clicking here meet.google.com/wfe-usqv-pir.
- By smartphone, tablet, or other device: Download and open the Google Meet app. You may have to create a free account or sign into your existing account

AGENDA FOR APRIL 29, 2021

- Call to Order
- Additions or deletions to the agenda
 - o Public comment
- To hear the reports of the School District Board of Directors
 - o Public comment
- Review and discuss **Article 2: To fix the salaries in the amount of \$1,000 per member for the School District Officers per annum.**
 - o Public comment
- Review and discuss **Article 3: To fix the salary in the amount of \$1,000 for the School District Treasurer per annum.**
 - o Public comment
- Review and discuss **Article 4: Shall the voters authorize the School Board to borrow money by issuance of notes not in excess of anticipated revenue for the fiscal year July 1, 2021 through June 30, 2022?**
 - o Public comment
- Review and discuss **Article 7 : Shall the voters of the school district approve the school board to expend \$5,038,941, which is the amount the school board has determined to be necessary for the ensuing fiscal year? It is estimated that this proposed budget, if approved, will result in education spending of \$18,073.89 per equalized pupil. This projected spending per equalized pupil is 5.18% higher than spending for the current year.**
 - o Public comment
- Entertain motion to adjourn hearing.

AGENDA FOR MAY 6, 2021

- Call to Order
- Additions or deletions to the agenda
 - o Public comment
- To hear the reports of the School District Board of Directors
 - o Public comment
- Review and discuss **Article 2: To fix the salaries in the amount of \$1,000 per member for the School District Officers per annum.**
 - o Public comment
- Review and discuss **Article 3: To fix the salary in the amount of \$1,000 for the School District Treasurer per annum.**
 - o Public comment
- Review and discuss **Article 4: Shall the voters authorize the School Board to borrow money by issuance of notes not in excess of anticipated revenue for the fiscal year July 1, 2021 through June 30, 2022?**
 - o Public comment
- Review and discuss **Article 7: Shall the voters of the school district approve the school board to expend \$5,038,941, which is the amount the school board has determined to be necessary for the ensuing fiscal year? It is estimated that this proposed budget, if approved, will result in education spending of \$18,073.89 per equalized pupil. This projected spending per equalized pupil is 5.18% higher than spending for the current year.**
 - o Public comment
- Entertain motion to adjourn hearing.

Dated this 3/23/21th day of March 2021 in Sharon, Vermont.

Donald Shaw, Chair



Chantelle Brackett, Vice- Chair



Samantha Potter, Clerk

Sharon PTO

The Sharon PTO is a group of parents, staff, and teachers meeting monthly to bring parents, teachers, staff, and caregivers together to enhance the educational experience of the Sharon children. We consider all parents, caregivers, teachers, and staff to be part of the Sharon PTO and encourage you to come to our monthly meeting held on the first Thursday of the month, at 6:30 pm via Zoom. The meetings are posted on the school website and the school's Facebook page. The minutes and agenda for those meetings can be found at sharonelementary.org/pto/

Highlights of 2020

Over the years, the PTO has raised funds to buy new winter clothes and gifts for children in need in our own community, to offer scholarships for One Planet summer camp and Sharon Recreation, to offer funds for the annual school Book Fair so all kids can participate, to support local author visits, and to host family movie nights.

In this unprecedented year and very challenging time our role in providing in-person gatherings and giving back to the school has been altered but we have nevertheless strived to be a resource for families, students, and teachers.

From fundraising and community involvement to welcoming new families and supporting those in need, the Sharon Elementary PTO has aimed to support our school and community with a special interest in filling the gaps that exist as a result of the pandemic. We hosted a jack-o-lantern drive-by to take the place of traditional Halloween activities and handed out nearly 100 treat bags along the cheerfully lit driveway. We held a virtual clothing swap this fall to replace the successful Winter Clothes Sale of previous years. The PTO helped to provide the school with extra warm clothing for students in preparation for increased time spent learning outdoors.

Additionally, we aim to continually provide recognition and appreciation of the essential, compassionate, and truly exceptional work of the teachers and staff at Sharon Elementary School. In lieu of traditional Teacher Appreciation Week activities, we will keep finding creative ways to acknowledge the superior work of the teachers.

Thank you all for your support. If you are interested in participating in any efforts to enhance the children, teachers, staff, parents/caregivers' experience at the school, please be in touch with any of us. We look forward to hearing from you!



PTO Officers for 2020 - 2021

Chair, Holly Cathcart

Vice-Chair, Angie Carpenter-Henderson

Treasurer, Stephanie Jarrait

Secretary, Nicole Antal

Sharon School Directors' Report

Greetings;

It has been a busy and eventful year in the Sharon School District, and your board is proud to report good progress even in this unusual year.

We want first to acknowledge the incredible work of the staff and administration. They have done an incredible amount of work to keep the students, the community, and each other safe. We are, across Vermont and the United States, one of the few Supervisory Unions that has been open since September, and Sharon Elementary School has remained open for in-person learning full time, and virtual learning for those who wished to remain remote. We want to make sure to recognize that. There have been no COVID-19 cases at the Sharon Elementary School, and it is a testament to the diligent work of the staff and administration. Thank you.

We began the new year with new leadership at the Supervisory Union (SU) level, with Jamie Kinnarney as new Superintendent of White River Valley Supervisory Union (WRVSU). We could not be happier with this new transition. Mr. Kinnarney has helped the districts across the SU remain open and safe during the COVID-19 pandemic and has helped administrators collaborate and create a sense of unity across the boards. Mr. Kinnarney has had to work with the districts remotely, tackle the COVID-19 crisis, restore communication within the districts, and help each district find ways to tackle ever-increasing budgets and deficits. He succeeded in all these areas and managed to lead a team of administrators to bring out the best of their staff. As you will see in the various reports in this Annual School Report, our students are, despite the crisis, in a good place of learning in their educational journey. We are all looking forward to witnessing what Mr. Kinnarney can bring to our SU in a more normal year.

We are proud of the work Tara Weatherell, Business Manager at WRVSU, and Keenan Haley, principal at Sharon Elementary School, have produced in terms of budget. We had to make some difficult decisions, and you will see those reflected in the budget's financial notes. It is one of the most important roles the Sharon School Board has: approving an annual budget that supports the best educational opportunities to our students' population while also being mindful of our taxpayers' contributions. Thanks to Mrs. Weatherell and Mr. Haley, we feel confident that the budget we are presenting to you today reflects those values, and we hope you will support this budget.

As we end this Fiscal Year and enter into what we hope to be a more normal one, we cannot end this letter without acknowledging the difficulties that lie ahead. Our children, our community, our staff, and the administration have all done a terrific job to keep each other safe and healthy. Now begins the work on how to come back together to discuss policies, programs, community events we all want to participate in to enhance each other lives, but also to repair the connection we each have with each other: the connection to this place we call home, the connection we each have in educating the next generation. It takes a village to raise a child; let's all work together to bring back this Village.

Sincerely,

Chantelle Brackett - Sam Potter - Don Shaw
Sharon School Board Directors

TOWN OF SHARON
MINUTES OF ANNUAL SCHOOL MEETING
MONDAY, MARCH 2, 2020

The legal voters of the Town of Sharon met as warned at 7:00 pm in the Sharon Elementary School multi-purpose room. The meeting was called to order at 7:00 pm by the Moderator. The Moderator lead the Pledge of Allegiance.

The Moderator read aloud

Article 1: To elect a Moderator who shall immediately assume office.

MOTION made by Don Shaw to nominate George Ostler for Moderator and was seconded by Leon Sheldon. Pam Brackett moved to have nominations cease. The Clerk was instructed to cast one ballot in favor of George Ostler.

The Moderator read aloud Article 2: To fix the salaries of the School District Officers for the 2020-2021 school year.

MOTION made by Mary Gavin and seconded by Michael Livingston to fix the salaries of the School District Officers for the 2020-2021 school year. The salaries have been set in the FY19 School Reports and budgets for FY20 and FY21.

The motion carried on a voice vote.

The Moderator read aloud Article 3: To Hear and Act upon the reports of the School District Officers.

MOTION made by Steve Gagliardone and seconded by Bob Ferguson to accept the Report of the School District Officers. The Article was approved by a voice vote to accept the reports of the School District Officers.

Mary Gavin asked if there were any additions to the fund balance. Keenan Haley indicated that there was not. There were no other funds at the end of 2019.

Keenan Haley presented a slide show that reported that Sharon currently has 157 elementary students and 120 secondary students with a projected increase next year to 128 secondary students. The budget is up \$298,885.00 due to costs that are out of the control of the School Board. The increases are mainly dictated by increased costs for special education and secondary school tuition. There was also an additional expense for an HRA (Health Reimbursement Account) for teachers and staff for an additional expense of \$3,000 for each enrollee equaling a total of \$210,000.

Per pupil spending is \$17,184.25 per student. This amount is determined by a state formula (268.28) that is divided into the education spending number (\$4,610,190) that equals the per pupil spending above. Per pupil spending of \$17,184.25 divided by base amount determined by the state (\$10,883) equals a 1.579 spending adjustment. This 1.579 is then multiplied by the state determined tax rate of \$1.00 which gives us a rate of \$1.579 per \$100 home value. The last step determines the actual homestead tax rate. Divide the \$1,579 by 102.39% (town common level of appraisal) which equals \$1.542 per \$100 home value or \$1,542 for a \$100,000 homestead. For comparison the FY19-20 equaled \$1,484 per \$100,00 of home value, a difference of \$58 per \$100,00 of assessed value. A home valued at \$200,000 would have a \$116 tax increase.

Keenan Healy indicated that Sharon has a good stable population of school-age children.

Michael Livingston commented that Sharon has a very stable school-age population which is not the case in the rest of the state.

Elaine Kearns asked the Board to explain how the HRA works. Chantelle Brackett explained that it covers medical costs not covered by medical insurance. The District will keep what's not spent at the end of the year.

The Moderator read aloud Article 4: Shall the voters authorize the School Board to borrow money by issuance of notes not in excess of anticipated revenue for the fiscal year July 1, 2020, through June 30, 2021?

Don Shaw mentioned possibly borrowing money for a paving project at the school in anticipation of revenue from the State.

Margaret Raymond reported that this Article allows the School Board to borrow money in anticipation of future funds and has always been done.

Article 4 passed on a voice vote.

Moderator read Article 5: Shall the voters of the school district approve the school board to expend \$4,783,406 which is the amount the school board has determined to be necessary for the ensuing fiscal year. It is estimated that this proposed budget if approved, will result in education spending of \$17,184.25 per equalized pupil. This projected spending is 4.24% higher than spending for the current year.

MOTION made by Bob Ferguson and seconded by Michael Livingston

Galen Mudgett asked the Board where the balance sheet is for the fiscal year that ended 8 months ago. The board reported that the balance sheet was not included because the audit has not been completed. They have two years to make up any deficit.

The article passed on a voice vote

Moderator read aloud Article 6: To elect one School Director for the term of three (3) years).

MOTION made by Pam Brackett to nominate Don Shaw and was seconded by Leon Sheldon.

Pam Brackett asked that the nominations cease and was seconded followed by a voice vote to elect Don Shaw.

The clerk was instructed to cast one ballot for Don Shaw for a term of three (3) years.

Moderator read aloud Article 7: Shall the voters authorize the School Directors to transfer \$8,828 from the After-Care Program to the Building Reserve Fund?

MOTION made by Bob Ferguson to move the article and seconded by Pam Brackett.

The article passed on a voice vote.

Moderator read aloud Article 8: To transact any other business which may legally come before this meeting.

The Moderator indicated he would entertain a motion to adjourn. MOTION made by Mary Gavin to adjourn and seconded by Leon Sheldon. The motion carried on a voice. The meeting was adjourned at 8:15.

Dated at Sharon, County of Windsor, and State of Vermont, 3rd day of March 2020.

School Directors:

Don Shaw Don Shaw

Chantelle Brackett Chantelle Brackett

Sam Potter Sam Potter

Sharon Elementary School Principal's Annual Report 2020-2021

*Sharon Elementary is The People Caring School
where students thrive in a joyful and rigorous learning environment
that values academic and social excellence
in and beyond the classroom.*

It is with great pride that I write this year's School Report for the Town of Sharon. As you know, this has been a challenging time for everyone. Sharon Elementary School, along with the other schools in the White River Supervisory Union, decided that opening the schools for in-person learning five days a week was a priority. We have done so while adhering to the safety guidelines set forth by the State of Vermont in response to the COVID 19 pandemic. The staff has done a fantastic job making our school safe, joyful, and productive.



Covid-19 Update:

One of our biggest concerns was students' regression due to the lack of in-person instruction in the spring. As we predicted, assessment scores in the early fall did slip, but I'm happy to announce that we see students rebound to proficient levels. This success is due, I believe, to our commitment to keeping our school open five days a week for in-person learning. Teachers and support staff were able to work diligently to move students back to appropriate levels of skill and knowledge.

Technology has been needed more than ever this year. During our shut down in the spring we were able to provide Chromebooks and iPads to all students that needed them in order to access online learning. Our technology support, through Michael Barsanti and Ray Ballou, has been instrumental in making sure all of our devices are updated, families have access to the internet via the use of hotspots, and as you might imagine various other troubleshooting situations.

Our kitchen staff deserves a large thank you for all their work in keeping our children fed during the shutdown last spring. Lin Ann Perry and Carmen Colon prepared and served meals curbside at the school and Matt Moore delivered meals to families that could not make it to the school.

I want to acknowledge David Whitaker, our custodian, for all of his hard work and dedication to keeping our school clean and safe. As with the rest of the staff, David had to learn on the fly

about new cleaning guidelines and practices based on our COVID pandemic. Recently we have added a night custodian position to continue to keep our school clean and safe for students and staff alike.

Professional Development

Professionally teachers continue to focus on implementing high-quality instruction in literacy and mathematics. We continue to work with the SU literacy coach, Aimee Toth, monthly to analyze data and to evaluate our literacy instruction critically. Loree Silvis, a math consultant, has been meeting with teachers monthly to improve our understanding of numeracy instruction.

We continue to offer a top-notch PreK program. This program has proven crucial to getting our youngest students ready for the next step in their educational journey when entering their primary grades. Our PreK program staff provides daily hands-on experience to allow students to explore the world around them. I'm proud of this program and want to acknowledge the staff for their dedication to their students.

The Byrne Foundation generously donated \$12,000 for the school to purchase missing elements to our reading materials. These materials will allow us to support students with researched-based instruction to further their literacy development.

General School Information:

Sharon Elementary's current enrollment is 157 students, PreK-6th Grade. Our numbers remain strong and look strong for the foreseeable future. There are upwards of 43 paid adults that work within the school, some part-time, some full-time. Plus we have a strong volunteer core ranging from middle school students to elders within our community. Sharon Elementary has been in existence, in the current building since the 1989-1990 school year. Our PreK program has been in existence since the 2012-2013 school year.

Beyond the Classroom:



Sharon's outdoor education program, which has been thriving for many years now, proved to be a massive help in making the beginning of the school year successful. On any given day, you could see almost the entire school learning outside in tents to limit that amount of indoor time for students and teachers. Students easily made this work as their experience in years past provided them with an understanding of how to behave and conduct themselves while learning outside.

Last year we began to embark on our Beyond the Classroom initiative, we wanted to get our children beyond the classroom walls to experience our natural world, visit museums, watch theatrical performances, as well as to invite guest

speakers, musicians and continue with our Farm to School work. Much of this was funded through transportation and field trip money. This year we have reduced these line items in order to get the budget down as we know that property taxes are already increasing significantly due to the lack of state income due to the pandemic. We will be working with our PTO to continue to provide these opportunities for our children, as well as exploring grants and other opportunities to fund our Beyond the Classroom experiences.

MTSS: We are working at an accelerated pace to implement a Multi-Tiered Support System (MTSS) across the SU. Sharon already has some of the recommended systems in place. By providing our students with academic and emotional support, we will be making gains in helping all students obtain proficient levels of learning and developing students who persevere, are kind, and empathetic.

Building and Grounds Update: The school building has had numerous improvements. Our HVAC system has received a much needed update that will improve the air quality in our building. Our kitchen has a new freezer and stove. All of this has happened with the support of grants provided by Efficiency Vermont and the federal CARES act. Last year, we had plans to upgrade and repair the parking lot, but a lot of unforeseen circumstances led to the project being stalled. This project is now scheduled to be completed in summer 2021.

Appreciations: The annual Sprouty 5k/10k walk/run happened virtually this year. I can't express enough how thankful I am to the organizers and participants. The school received a generous donation that will help us continue our gardening, cooking and Beyond the Classroom experiences.

A school cannot function without the support of its community. As I have already stated, I'm grateful that the town of Sharon shows so much support for its school. I'd like to thank everyone for that. There have been a few folks/groups who I feel need appreciation within this report for all to see. They include:

Baxter Memorial Library
Dan 'Rudi' Ruddell
Countryside Management
Ice Rink Committee
Incident Command Center
Jim and Elaine Kearns
John Sears
Midway Station
Reading Mentors
Sharon Congregational Church
Sharon Food Shelf
Sharon Fire Department

Sharon Lodge #105
Sharon PTO
Sharon Recreation Committee
Sharon Trading Post
Sprouty Committee
The Sharon Academy
Town of Sharon Employees – *road crew, office staff, and elected officials*
Town of Sharon Selectboard
Members (*Mary Gavin, Kevin Gish, Joe Ronan*)

I can't express the gratitude that I have for this community and for the support that it has shown for its school over the years. I hope to continue to provide strong leadership so that our school can continue to inspire the young children of Sharon to reach their ultimate potential.

Respectfully,

Keenan Haley

Principal

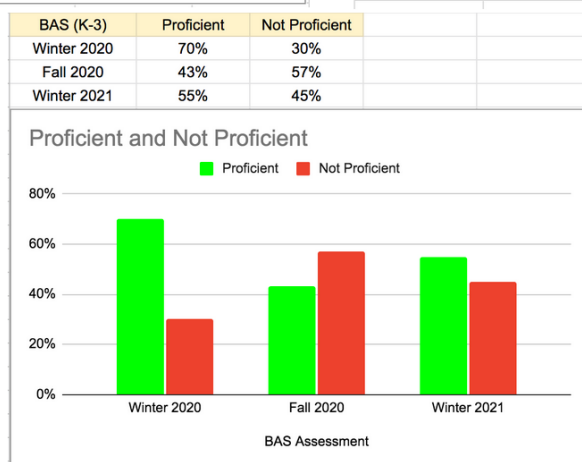
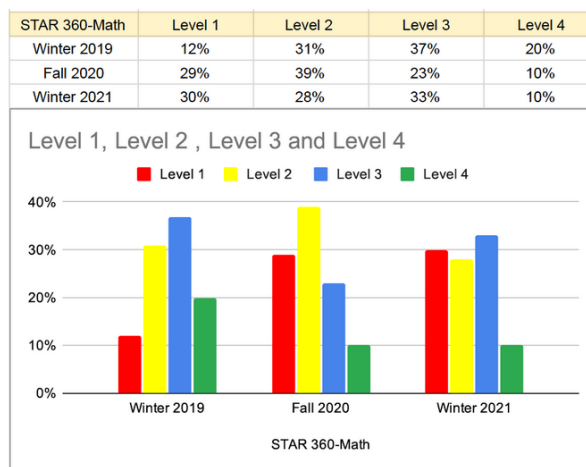
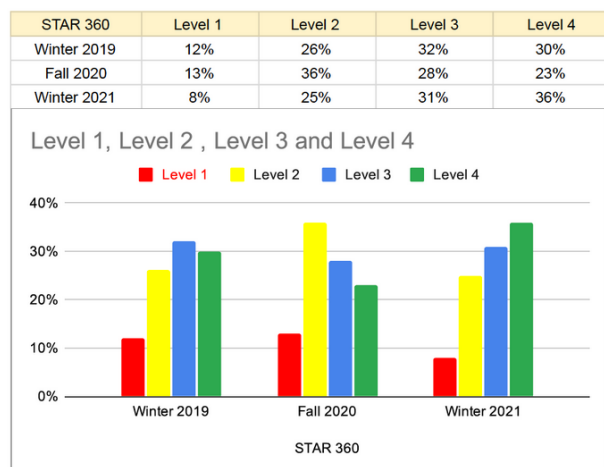
Sharon Elementary School

Mandatory State Reporting

The Vermont's Smarter Balanced Assessments assessments (SBAC) are, in a typical year, taken by our 3-6th grade students. This year, due to our switch to remote learning in the Spring, we could not administer it.

We do monitor progress, and some reports were available to us at the time of this report.

We do have some continuous assessments during the year to evaluate our students' performance and where they are at in their learning journey. We had results from STAR 360 assessments in winter 2019, then in the fall of 2020, and recently in winter 2021. These assessments gave us a framework on what we needed to focus on as we transitioned from a virtual learning environment where the focus was on retaining previously taught information into in-person



learning with a focus now on acquiring new information. As we had predicted and anticipated, there was a dip in our assessment results, but as winter 2021's results show us, there is an upward trend in reaching proficiency levels on par with the state's levels.

In addition to Star 360 (Gr 3-6) , we also assess students in Reading Benchmark Assessment System (BAS, K- Gr 3). As you can see in the graph below, those assessments followed the same trend line as the Star 360 assessments.

Equally important to the school's staff and administrators, we have focused for years now on the social and emotional well-being of our students. During a pandemic and in the aftermath of it, this focus is even more significant. This is why, this year, we have focused on giving a bigger voice to our student body. In partnership with our 6th grade students, we created a student council. We also offered several surveys directly to the students to assess the school culture. We survey them about things that affect them like their lunch experience or what they think about the playground. These surveys are then shared back with them and discussed, involving them in the process of making sure they know they are listened to, and that they have a say in their educational journey.

In conclusion, we are confident that we are in a good place of learning, and we will continue assessing students as we have done in the past, as well as periodically engaging our students to give them a voice in their learning.

**Sharon School District Enrollment
School Year 2020-2021***

Elementary		Secondary	
Pre-Kindergarten	34	Grade 7	17
Kindergarten	14	Grade 8	18
Grade 1	16	Grade 9	21
Grade 2	24	Grade 10	30
Grade 3	13	Grade 11	25
Grade 4	20	Grade 12	18
Grade 5	18	Total Secondary	129
Grade 6	18		
Total SES Elementary	157		

*data provided by SES Staff

Professional qualifications of Teachers:

All teachers at Sharon Elementary School are considered Highly Qualified Teachers who hold either a BA or MEd in Elementary Education.

2020-2021 Staffing**Classroom Teachers**

Spriggs, Liz	Preschool Teacher
Smith, Blaise	Preschool Teacher
Piper, Rachel	Kindergarten
Zoerheide, Hayley	Grades 1 & 2
Walton-Strong, Debra	Grades 1 & 2
Brands, Alex	Grade 3
Murray, Emma	Grade 4
O'Hare, Dulce	Grade 5
Evans, Andrew	Grade 6

Administration

Haley, Keenan	Principal
Rousseau, Carol	School Secretary

Other Employees

Barsanti, Michael	Tech. Specialist
Colon, Carmen	Cook's Assistant
Perry, Linann	Food Service Agent
Whitaker, David	Custodian

Contracted Services**Personnel**

Doubleday, Diane	Occ. Therapist
Ostrowski, Jenna	Occ. Therapist
Jarrait, Stephanie	One Planet Director
Bailey, Emma	WRVSU Speech
Roe, Katherine	Speech Assistant

Other Teachers

Bissaillon, Maureen	Special Education
Barker, Liz	EEE SPED
Hopkins, Meg	Librarian
Lloyd, Jill	School Nurse
Waswo, Julia	Music
Meagher, Christine	Languages
Phillip, Toni	Special Education
Lewis, Laura	Interventionist
Sadowski, Paul	Comp. Support
VandeGriek, Candace	Art
Crawford, Chris	Physical Education
Strance, Maura-Lynne	School Counselor

Instructional**Assistants**

Moore, Matt	Pre-K Assistant
Rose, Anna	Pre-K/Childcare
Moore, Linda	PreK SPED Para
Rogers, Sue	Pre-K/Childcare
Radicioni, Faith	Pre-K/Childcare
Kelton, Brittany	Grade K Sped
Crowley, Erin	Grade K Assistant
Lothian, Tarah	Grade 1/2 SPED
Fletcher, Dyana	Grade 1/2 SPED
Conway, Robbin	Grade 3 Assistant
Rogers, Carol	Grade 4 SPED
Boles, Deb	Grade 6 SPED
Clark-Ferris, Sheila	General Ed. Para
Kent, Linda	General SPED & Support Nurse

District: Sharon		T184		Property dollar equivalent yield	Homestead tax rate per \$11,385 of spending per equalized pupil	
SU: White River Valley		Windsor County		11,385	1.00	
			12,825	Income dollar equivalent yield per 2.0% of household income		
Expenditures		FY2019	FY2020	FY2021	FY2022	
1.	Budget (local budget, including special programs, full technical center expenditures, and any Act 144 expenditures)	\$4,392,496	\$4,484,521	\$4,783,406	\$5,038,941	1.
2.	plus Sum of separately warned articles passed at town meeting	-	-	-		2.
3.	minus Act 144 Expenditures, to be excluded from Education Spending (Manchester & West Windsor only)	-	-	NA	-	3.
4.	Locally adopted or warned budget	\$4,392,496	\$4,484,521	\$4,783,406	\$5,038,941	4.
5.	plus Obligation to a Regional Technical Center School District if any	-	-	-		5.
6.	plus Prior year deficit repayment of deficit	-	-	-		6.
7.	Total Budget	\$4,392,496	\$4,484,521	\$4,783,406	\$5,038,941	7.
8.	S.U. assessment (included in local budget) - informational data	-	-	-		8.
9.	Prior year deficit reduction (included in expenditure budget) - informational data	-	-	-	-	9.
Revenues						
10.	Offsetting revenues (categorical grants, donations, tuitions, surplus, etc., including local Act 144 tax revenues)	\$258,377	\$242,098	\$173,216	\$275,387	10.
11.	plus Capital debt aid for eligible projects pre-existing Act 60	-	-	-		11.
12.	minus All Act 144 revenues, including local Act 144 tax revenues (Manchester & West Windsor only)	-	-	NA	NA	12.
13.	Offsetting revenues	\$258,377	\$242,098	\$173,216	\$275,387	13.
14.	Education Spending	\$4,134,119	\$4,242,423	\$4,610,190	\$4,763,554	14.
15.	Equalized Pupils	256.59	257.34	268.31	263.56	15.
Education Spending per Equalized Pupil		\$16,111.77	\$16,485.67	\$17,182.33	\$18,073.89	
16.	Less ALL net eligible construction costs (or P&I) per equalized pupil	-	\$87.58	-	\$85.51	16.
18.	Less share of SpEd costs in excess of \$60,000 for an individual (per eqpup)	\$22.02	\$23.75	\$26.88	\$9.17	18.
19.	Less amount of deficit if deficit is SOLELY attributable to tuitions paid to public schools for grades the district does not operate for new students who moved to the district after the budget was passed (per eqpup)	-	-	-		19.
20.	Less SpEd costs if excess is solely attributable to new SpEd spending if district has 20 or fewer equalized pupils (per eqpup)	-	-	-		20.
21.	Estimated costs of new students after census period (per eqpup)	-	-	-		21.
22.	Total tuitions if tuitioning ALL K-12 unless electorate has approved tuitions greater than average announced tuition (per eqpup)	-	-	-		22.
23.	Less planning costs for merger of small schools (per eqpup)	-	-	-		23.
24.	Teacher retirement assessment for new members of Vermont State Teachers' Retirement System on or after July 1, 2015 (per eqpup)	-	\$23.46	\$22.50	\$30.25	24.
25.	Excess spending threshold	threshold = \$17,816 \$17,816.00	threshold = \$18,311 \$18,311.00	threshold = \$18,756 \$18,756.00	threshold = \$18,789 \$18,789.00	25.
26.	plus Excess Spending per Equalized Pupil over threshold (if any)	-	-	-	-	26.
27.	Per pupil figure used for calculating District Equalized Tax Rate	\$16,112	\$16,486	\$17,182	\$18,073.89	27.
28.	District spending adjustment (minimum of 100%)	157.649% based on yield \$10,220	154.824% based on yield \$10,648	156.231% based on \$10,883	158.752% based on yield \$11,385	28.
Prorating the local tax rate						
29.	Anticipated district equalized homestead tax rate (to be prorated by line 30) [\$18,073.89 ÷ (\$11,385 ÷ \$1.00)]	\$1.5765 based on \$1.00	\$1.5482 based on \$1.00	\$1.5623 based on \$1.00	\$1.5875 based on \$1.00	29.
30.	Percent of Sharon equalized pupils not in a union school district	100.00%	100.00%	100.00%	100.00%	30.
31.	Portion of district eq homestead rate to be assessed by town (100.00% x \$1.59)	\$1.5765	\$1.5482	\$1.5623	\$1.5875	31.
32.	Common Level of Appraisal (CLA)	107.93%	104.31%	102.39%	94.93%	32.
33.	Portion of actual district homestead rate to be assessed by town (\$1.5875 / 94.93%)	\$1.4607 based on \$1.00	\$1.4842 based on \$1.00	\$1.5258 based on \$1.00	\$1.6723 based on \$1.00	33.
If the district belongs to a union school district, this is only a PARTIAL homestead tax rate. The tax rate shown represents the estimated portion of the final homestead tax rate due to spending for students who do not belong to a union school district. The same holds true for the income cap percentage.						
34.	Anticipated income cap percent (to be prorated by line 30) [(\$18,073.89 ÷ \$12,825) x 2.00%]	2.60% based on 2.00%	2.52% based on 2.00%	2.54% based on 2.00%	2.82% based on 2.00%	34.
35.	Portion of district income cap percent applied by State (100.00% x 2.82%)	2.60% based on 2.00%	2.52% based on 2.00%	2.54% based on 2.00%	2.82% based on 2.00%	35.
36.	#N/A	-	-	-	-	36.
37.	#N/A	-	-	-	-	37.

- Following current statute, the Tax Commissioner recommended a property yield of \$10,763 for every \$1.00 of homestead tax per \$100 of equalized property value. The Tax Commissioner also recommended an income yield of \$12,825 for a base income percent of 2.0% and a non-residential tax rate of \$1.73. **New and updated data will likely change the proposed property and income yields and perhaps the non-residential rate.**

- Final figures will be set by the Legislature during the legislative session and approved by the Governor.

- The base income percentage cap is 2.0%.

TOWN OF SHARON SCHOOL DISTRICT
2021-2022 PROPOSED REVENUE BUDGET

Description	Budget 2019	Actual 2019	Budget 2020	Actual 2020	Budget 2021	PROPOSED BUDGET 2022
BAL. CARRYOVER FROM PRIOR YRS	\$ 60,000	\$ 60,000	\$ -	\$ -	\$ -	\$ -
REVENUES FROM LOCAL SOURCES						
Investment Income	\$ 16,000	\$ 18,812	\$ 16,000	\$ 7,493	\$ 18,000	\$ 18,000
Elem & PK Tuition	\$ 15,000	\$ 97,769	\$ 13,424	\$ 40,320	\$ -	\$ 17,680
Miscellaneous	\$ 500	\$ 11,810	\$ 533	\$ 4,850	\$ 1,500	\$ 1,500
Rentals	\$ -		\$ -	\$ -	\$ -	\$ -
Refunds/Reimbursements	\$ -		\$ -	\$ -	\$ -	\$ -
Reimb from Town/Water Project	\$ 2,377	\$ -	\$ 2,377	\$ 2,377	\$ 2,377	\$ 2,377
Transfer in from After-Care Prog	\$ 50,000	\$ 50,000	\$ 75,000	\$ 75,000	\$ -	\$ -
Donations	\$ 500	\$ 2,808	\$ 500	\$ 1,204	\$ 500	\$ 500
Expanded PK Grant	\$ 35,000	\$ -	\$ -	\$ -	\$ -	\$ -
Prior Year Adjustment	\$ -	\$ 28,125	\$ -	\$ 37,402	\$ -	\$ -
Total Revenues from Local Sources	\$ 119,377	\$ 209,325	\$ 107,834	\$ 168,646	\$ 22,377	\$ 40,057
REV. FROM STATE/FED. SOURCES						
Education Spending Revenue	\$ 4,063,900	\$ 4,082,546	\$ 4,183,552	\$ 4,181,790	\$ 4,544,764	\$ 4,763,554
ACT 60 Related Transportation	\$ 38,000	\$ 40,917	\$ 39,622	\$ 38,792	\$ 43,470	\$ 41,806
ADAP Grant	\$ -		\$ -	\$ -	\$ -	\$ -
Other Grants- EEL, VCPC, Small Schools	\$ -	\$ 54,369	\$ 28,642	\$ 43,536	\$ 54,369	\$ 44,418
Medicaid- EPSDT	\$ 1,000	\$ -	\$ 1,000	\$ -	\$ -	\$ -
Medicaid Reimbursement	\$ 25,000	\$ -	\$ 30,000	\$ 30,000	\$ -	\$ -
Total Rev. From State/Fed. Sources	\$ 4,127,900	\$ 4,177,832	\$ 4,282,816	\$ 4,294,118	\$ 4,642,603	\$ 4,849,778
OTHER GRANTS						
Early Education Grant	\$ -	\$ 22,604	\$ -	\$ -	\$ -	\$ -
Schoolwide CFP Grant	\$ 35,000	\$ 15,991	\$ 35,000	\$ 39,280	\$ 53,000	\$ 94,200
Total Other Grants	\$ 35,000	\$ 38,595	\$ 35,000	\$ 39,280	\$ 53,000	\$ 94,200
Sub-Total	\$ 4,342,277	\$ 4,485,752	\$ 4,425,650	\$ 4,502,044	\$ 4,717,980	\$ 4,984,035
Vocational Education						
Received for Tech Ctr-Paid to Tech Ctr	\$ 50,219	\$ 771	\$ 58,871	\$ 65,480	\$ 65,426	\$ 54,906
Total Revenue Budget	\$ 4,392,496	\$ 4,486,523	\$ 4,484,521	\$ 4,567,524	\$ 4,783,406	\$ 5,038,941

TOWN OF SHARON SCHOOL DISTRICT
2021-2022 PROPOSED EXPENDITURE BUDGET

FUNCTION & OBJECT DESCRIPTION	2018-2019 BUDGET	2018-2019 ACTUAL	2019-2020 APPROVED	2019-2020 ACTUAL	2020-2021 APPROVED	2021-2022 PROPOSED	DIFFERENCE
1100 REGULAR ED INSTRUCTION	\$2,980,550	\$3,071,463	\$3,005,620	\$3,187,594	\$3,211,237	\$3,413,967	
101 TEACHER SALARY	\$ 622,184	\$ 560,125	\$ 591,222	\$ 542,636	\$ 554,114	\$ 571,189	\$ 202,730
102 PARA SALARY	\$ 81,110	\$ 155,239	\$ 105,218	\$ 179,139	\$ 118,450	\$ 134,540	\$ 17,075
103 SALARY SUB	\$ 10,000	\$ 16,519	\$ 10,300	\$ 13,877	\$ 10,300	\$ 10,300	\$ 16,090
109 OTHER SALARY	\$ 3,000	\$ 18,803	\$ 30,248	\$ 32,058	\$ -	\$ 5,000	\$ -
130 OVERTIME SALARY	\$ -	\$ -	\$ -	\$ -	\$ -	\$ -	\$ 5,000
210 HEALTH INSURANCE	\$ 150,285	\$ 129,756	\$ 117,149	\$ 141,392	\$ 151,777	\$ 141,072	\$ (10,705)
211 HRA	\$ -	\$ 38,414	\$ 23,572	\$ 27,967	\$ 22,253	\$ 34,000	\$ 11,747
220 FICA	\$ 61,326	\$ 54,462	\$ 56,323	\$ 56,698	\$ 56,778	\$ 58,406	\$ 1,628
230 Retirement	\$ 2,088	\$ 3,433	\$ 5,188	\$ 5,631	\$ 2,100	\$ 6,346	\$ 4,246
232 VSTRS OPEB	\$ -	\$ 5,010	\$ -	\$ 9,810	\$ -	\$ 10,695	\$ 10,695
234 RETIREMENT VMERS	\$ 3,326	\$ 6,362	\$ 7,238	\$ 4,252	\$ 7,238	\$ 9,633	\$ 2,395
260 UNEMPLOYMENT	\$ 4,419	\$ 342	\$ 2,442	\$ 320	\$ 1,948	\$ 1,045	\$ (903)
270 WORKERS COMPENSATION	\$ 5,639	\$ 13,761	\$ 7,024	\$ -	\$ 6,127	\$ 5,268	\$ (859)
280 DENTAL INS	\$ 10,239	\$ 6,834	\$ 5,937	\$ 10,654	\$ 7,529	\$ 8,140	\$ 611
291 LIFE	\$ 765	\$ 1,399	\$ 1,017	\$ 1,691	\$ 1,463	\$ 1,138	\$ (325)
293 LTD	\$ 1,521	\$ 2,996	\$ 148	\$ 571	\$ 162	\$ 1,863	\$ 1,701
310 HRA ADMINISTRATION SERVICES	\$ 1,000	\$ -	\$ 1,000	\$ -	\$ 1,000	\$ -	\$ (1,000)
320 CONTRACTED INSTRUCTIONAL SERVICES	\$ 16,000	\$ 8,108	\$ 15,500	\$ 8,090	\$ 16,500	\$ 6,000	\$ (10,500)
330 INSERVICES & TRAINING	\$ 16,000	\$ 15,426	\$ 18,500	\$ 13,836	\$ -	\$ -	\$ -
352 OTHER TECHNICAL SERVICES	\$ 500	\$ -	\$ 1,000	\$ -	\$ 1,000	\$ 1,000	\$ -
561 TUITION TO VT LEA	\$ 909,053	\$ 874,837	\$ 859,645	\$ 847,644	\$ 870,222	\$ 978,954	\$ 108,732
562 TUITION TO NON- VT LEA	\$ 191,240	\$ 254,819	\$ 215,355	\$ 186,266	\$ 253,019	\$ 193,312	\$ (59,707)
563 TUITION TO PRIVATE SOURCES	\$ 752,136	\$ 850,534	\$ 772,154	\$ 925,172	\$ 967,017	\$ 1,102,539	\$ 135,522
565 TUITION - POST SECONDARY	\$ -	\$ -	\$ -	\$ -	\$ -	\$ -	\$ -
569 TUITION-OTHER	\$ 85,219	\$ 9,444	\$ 108,240	\$ 139,601	\$ 108,240	\$ 108,027	\$ (213)
610 SUPPLIES GENERAL	\$ 18,000	\$ 20,508	\$ 17,450	\$ 16,005	\$ 18,000	\$ 10,000	\$ (8,000)
640 BOOKS & PERIODICALS	\$ 3,250	\$ 8,300	\$ 2,000	\$ 2,645	\$ 2,000	\$ 2,000	\$ -
650 SUPPLIES TECHNOLOGY	\$ 500	\$ 2,527	\$ 500	\$ -	\$ 1,000	\$ 500	\$ (500)
734 TECHNOLOGY HARDWARE	\$ 14,500	\$ 55	\$ 14,500	\$ 558	\$ 14,500	\$ -	\$ (14,500)
735 - SOFTWARE	\$ 1,000	\$ 505	\$ -	\$ -	\$ 1,000	\$ -	\$ (1,000)
739 EQUIPMENT-OTHER	\$ 1,000	\$ 3,624	\$ 1,250	\$ 9,127	\$ 2,000	\$ 1,000	\$ (1,000)
810 DUES & FEES	\$ 15,250	\$ 9,319	\$ 15,500	\$ 11,953	\$ 15,500	\$ 12,000	\$ (3,500)
1102 ART	\$ -	\$ 21,640	\$ 20,299	\$ 20,140	\$ 22,729	\$ 21,389	\$ (1,340)
101 TEACHER SALARY	\$ -	\$ 18,233	\$ 18,709	\$ 18,709	\$ 19,270	\$ 19,458	\$ 188
210 HEALTH INSURANCE	\$ -	\$ -	\$ -	\$ -	\$ 1,500	\$ -	\$ (1,500)
211 HRA	\$ -	\$ -	\$ -	\$ -	\$ -	\$ -	\$ -
220 FICA	\$ -	\$ 1,395	\$ 1,431	\$ 1,431	\$ 1,474	\$ 1,489	\$ 15

TOWN OF SHARON SCHOOL DISTRICT
2021-2022 PROPOSED EXPENDITURE BUDGET

FUNCTION & OBJECT DESCRIPTION	2018-2019 BUDGET	2018-2019 ACTUAL	2019-2020 APPROVED	2019-2020 ACTUAL	2020-2021 APPROVED	2021-2022 PROPOSED	DIFFERENCE
260 UNEMPLOYMENT	\$ -	\$ -	\$ -	\$ -	\$ -	\$ 55	\$ 55
270 WORKERS COMPENSATION	\$ -	\$ -	\$ 159	\$ -	\$ 159	\$ 135	\$ (24)
280 DENTAL INS	\$ -	\$ -	\$ -	\$ -	\$ 126	\$ -	\$ (126)
293 LTD	\$ -	\$ -	\$ -	\$ -	\$ -	\$ 52	\$ 52
610 SUPPLIES GENERAL	\$ -	\$ 2,012	\$ -	\$ -	\$ 200	\$ 200	\$ -
1106 FOREIGN LANGUAGE	\$ 17,275	\$ 24,128	\$ 17,760	\$ 10,838	\$ 5,460	\$ 18,757	\$ 13,297
101 TEACHER SALARY	\$ 15,000	\$ 21,686	\$ 15,450	\$ 8,760	\$ 4,570	\$ 9,285	\$ 4,715
210 HEALTH INSURANCE	\$ -	\$ -	\$ -	\$ 1,040	\$ -	\$ 7,952	\$ 7,952
211 HRA	\$ -	\$ -	\$ -	\$ -	\$ -	\$ 420	\$ 420
220 FICA	\$ 1,148	\$ 2,388	\$ 1,182	\$ 1,039	\$ 350	\$ 697	\$ 347
260 UNEMPLOYMENT	\$ -	\$ -	\$ -	\$ -	\$ -	\$ 55	\$ 55
270 WORKERS COMPENSATION	\$ 128	\$ -	\$ 128	\$ -	\$ 40	\$ 63	\$ 23
291 LIFE	\$ -	\$ -	\$ -	\$ -	\$ -	\$ 61	\$ 61
293 LTD	\$ -	\$ -	\$ -	\$ -	\$ -	\$ 24	\$ 24
610 SUPPLIES GENERAL	\$ 500	\$ 54	\$ 500	\$ -	\$ 500	\$ 200	\$ (300)
640 BOOKS & PERIODICALS	\$ 500	\$ -	\$ 500	\$ -	\$ -	\$ -	\$ -
1108 PE	\$ -	\$ 18,069	\$ 21,299	\$ 17,930	\$ 21,226	\$ 19,995	\$ (1,231)
101 TEACHER SALARY	\$ -	\$ 14,959	\$ 16,376	\$ 16,376	\$ 16,867	\$ 18,220	\$ 1,353
210 HEALTH INSURANCE	\$ -	\$ -	\$ 3,401	\$ -	\$ 1,500	\$ -	\$ (1,500)
220 FICA	\$ -	\$ 1,095	\$ 1,253	\$ 1,203	\$ 1,291	\$ 1,394	\$ 103
232 VSTRS OPEB	\$ -	\$ 1,275	\$ -	\$ -	\$ -	\$ -	\$ -
260 UNEMPLOYMENT	\$ -	\$ -	\$ 43	\$ -	\$ 43	\$ 55	\$ 12
270 WORKERS COMPENSATION	\$ -	\$ -	\$ 139	\$ -	\$ 360	\$ 126	\$ (234)
280 DENTAL INS	\$ -	\$ 211	\$ 79	\$ -	\$ 422	\$ -	\$ (422)
291 LIFE	\$ -	\$ -	\$ -	\$ -	\$ 35	\$ -	\$ (35)
293 LTD	\$ -	\$ -	\$ 8	\$ 56	\$ 8	\$ -	\$ (8)
610 SUPPLIES GENERAL	\$ -	\$ -	\$ -	\$ 295	\$ -	\$ 200	\$ 200
739 EQUIPMENT-OTHER	\$ -	\$ 530	\$ -	\$ -	\$ 700	\$ -	\$ (700)
1112 MUSIC	\$ -	\$ 17,829	\$ 17,815	\$ 19,277	\$ 18,643	\$ 23,213	\$ 4,570
101 TEACHER SALARY	\$ -	\$ 15,764	\$ 16,376	\$ 16,376	\$ 16,867	\$ 21,191	\$ 4,324
220 FICA	\$ -	\$ 1,206	\$ 1,253	\$ 1,253	\$ 1,290	\$ 1,621	\$ 331
232 VSTRS OPEB	\$ -	\$ 803	\$ -	\$ 1,308	\$ -	\$ -	\$ -
260 UNEMPLOYMENT	\$ -	\$ -	\$ 43	\$ -	\$ 43	\$ 55	\$ 12
270 WORKERS COMPENSATION	\$ -	\$ -	\$ 139	\$ -	\$ 139	\$ 146	\$ 7
293 LTD	\$ -	\$ -	\$ 4	\$ 49	\$ 4	\$ -	\$ (4)
430 REPAIRS & MAINTENANCE SERVICES	\$ -	\$ -	\$ -	\$ -	\$ -	\$ -	\$ -
610 SUPPLIES GENERAL	\$ -	\$ 57	\$ -	\$ -	\$ -	\$ 200	\$ 200
739 EQUIPMENT-OTHER	\$ -	\$ -	\$ -	\$ 291	\$ 300	\$ -	\$ (300)
1150 REMEDIAL	\$ 79,947	\$ 10,768	\$ -	\$ 73	\$ 77,656	\$ 450	\$ (77,206)
101 TEACHER SALARY	\$ 33,647	\$ -	\$ -	\$ -	\$ 33,647	\$ -	\$ (33,647)

TOWN OF SHARON SCHOOL DISTRICT
2021-2022 PROPOSED EXPENDITURE BUDGET

FUNCTION & OBJECT DESCRIPTION	2018-2019 BUDGET	2018-2019 ACTUAL	2019-2020 APPROVED	2019-2020 ACTUAL	2020-2021 APPROVED	2021-2022 PROPOSED	DIFFERENCE
102 PARA SALARY	\$ 27,108	\$ -	\$ -	\$ 64	\$ 27,108	\$ -	\$ (27,108)
210 HEALTH INSURANCE	\$ 10,724	\$ 10,724	\$ -	\$ -	\$ 10,724	\$ -	\$ (10,724)
220 FICA	\$ 4,648	\$ -	\$ -	\$ 5	\$ 4,648	\$ -	\$ (4,648)
234 RETIREMENT VMERS	\$ 1,491	\$ -	\$ -	\$ 4	\$ -	\$ -	\$ -
270 WORKERS COMPENSATION	\$ 486	\$ -	\$ -	\$ -	\$ 486	\$ -	\$ (486)
280 DENTAL INS	\$ 593	\$ -	\$ -	\$ -	\$ 593	\$ -	\$ (593)
330 INSERVICES & TRAINING	\$ 750	\$ -	\$ -	\$ -	\$ -	\$ -	\$ -
610 SUPPLIES GENERAL	\$ 200	\$ -	\$ -	\$ -	\$ 200	\$ 200	\$ -
640 BOOKS & PERIODICALS	\$ 300	\$ 44	\$ -	\$ -	\$ 250	\$ 250	\$ -
1200 SPECIAL ED INSTRUCTION	\$ 371,061	\$ 404,525	\$ 406,828	\$ 438,509	\$ 444,784	\$ 465,275	\$ 20,491
593 SU-ASSESSMENT	\$ 371,061	\$ 404,525	\$ 406,828	\$ 438,509	\$ 444,784	\$ 465,275	\$ 20,491
2120 GUIDANCE	\$ 63,009	\$ 53,964	\$ 61,934	\$ 47,018	\$ 39,780	\$ 42,172	\$ 2,392
101 TEACHER SALARY	\$ 40,699	\$ 40,644	\$ 41,920	\$ 33,374	\$ 33,245	\$ 34,214	\$ 969
210 HEALTH INSURANCE	\$ 12,256	\$ 8,309	\$ 13,604	\$ 6,653	\$ 900	\$ 900	\$ -
211 HRA	\$ -	\$ -	\$ -	\$ 3,816	\$ -	\$ -	\$ -
220 FICA	\$ 3,113	\$ 2,572	\$ 3,207	\$ 2,619	\$ 2,543	\$ 2,617	\$ 74
232 VSTRS OPEB	\$ -	\$ -	\$ -	\$ -	\$ -	\$ 1,329	\$ 1,329
260 UNEMPLOYMENT	\$ -	\$ -	\$ -	\$ -	\$ -	\$ 55	\$ 55
270 WORKERS COMPENSATION	\$ 305	\$ -	\$ 346	\$ -	\$ 274	\$ 236	\$ (38)
280 DENTAL INS	\$ 870	\$ 281	\$ 870	\$ 276	\$ 253	\$ 264	\$ 11
291 LIFE	\$ 65	\$ 56	\$ 87	\$ -	\$ 85	\$ 61	\$ (24)
293 LTD	\$ -	\$ -	\$ -	\$ 100	\$ -	\$ 116	\$ 116
330 INSERVICES & TRAINING	\$ 500	\$ 450	\$ 1,000	\$ -	\$ -	\$ -	\$ -
340 OTHER PROFESSIONAL SERVICES	\$ 1,680	\$ -	\$ -	\$ -	\$ 1,680	\$ 1,680	\$ -
610 SUPPLIES GENERAL	\$ 2,720	\$ 1,552	\$ 350	\$ 180	\$ 300	\$ 200	\$ (100)
640 BOOKS & PERIODICALS	\$ 500	\$ -	\$ 250	\$ -	\$ 200	\$ 200	\$ -
730 EQUIPMENT	\$ 100	\$ 100	\$ 100	\$ -	\$ 100	\$ 100	\$ -
810 DUES & FEES	\$ 200	\$ -	\$ 200	\$ -	\$ 200	\$ 200	\$ -
2130 HEALTH SERVICES	\$ 48,260	\$ 53,023	\$ 51,925	\$ 64,297	\$ 63,425	\$ 65,486	\$ 2,061
101 TEACHER SALARY	\$ 37,420	\$ 37,421	\$ 38,275	\$ 38,275	\$ 39,423	\$ 39,806	\$ 383
102 PARA SALARY	\$ 1,225	\$ 1,242	\$ 3,099	\$ 2,055	\$ 3,192	\$ 2,062	\$ (1,130)
210 HEALTH INSURANCE	\$ 3,318	\$ 9,235	\$ 3,683	\$ 12,199	\$ 11,578	\$ 12,984	\$ 1,406
211 HRA	\$ -	\$ -	\$ -	\$ 5,389	\$ 2,730	\$ 4,200	\$ 1,470
220 FICA	\$ 2,956	\$ 2,152	\$ 3,158	\$ 2,190	\$ 3,260	\$ 3,203	\$ (57)
260 UNEMPLOYMENT	\$ -	\$ -	\$ 109	\$ -	\$ 110	\$ 55	\$ (55)
270 WORKERS COMPENSATION	\$ 290	\$ -	\$ 351	\$ -	\$ 350	\$ 289	\$ (61)
280 DENTAL INS	\$ -	\$ 777	\$ -	\$ 2,497	\$ 422	\$ 422	\$ -
291 LIFE	\$ -	\$ -	\$ -	\$ 63	\$ 60	\$ 61	\$ 1
293 LTD	\$ -	\$ -	\$ -	\$ 115	\$ -	\$ 104	\$ 104
330 INSERVICES & TRAINING	\$ 350	\$ 1,190	\$ 800	\$ 190	\$ -	\$ -	\$ -

TOWN OF SHARON SCHOOL DISTRICT
2021-2022 PROPOSED EXPENDITURE BUDGET

FUNCTION & OBJECT DESCRIPTION	2018-2019 BUDGET	2018-2019 ACTUAL	2019-2020 APPROVED	2019-2020 ACTUAL	2020-2021 APPROVED	2021-2022 PROPOSED	DIFFERENCE
352 OTHER TECHNICAL SERVICES	\$ 700	\$ -	\$ 500	\$ -	\$ 500	\$ 500	\$ -
610 SUPPLIES GENERAL	\$ 1,000	\$ 849	\$ 1,200	\$ 852	\$ 1,200	\$ 1,200	\$ -
640 BOOKS & PERIODICALS	\$ 300	\$ -	\$ 250	\$ 195	\$ 200	\$ 200	\$ -
650 SUPPLIES TECHNOLOGY	\$ -	\$ -	\$ -	\$ 124	\$ -	\$ -	\$ -
739 EQUIPMENT-OTHER	\$ 200	\$ 40	\$ 250	\$ 153	\$ 200	\$ 200	\$ -
810 DUES & FEES	\$ 500	\$ 116	\$ 250	\$ -	\$ 200	\$ 200	\$ -
2140 PSYCH SERVICES	\$ -	\$ -	\$ 2,000	\$ -	\$ 2,000	\$ 2,000	\$ -
330 INSERVICES & TRAINING	\$ -	\$ -	\$ 2,000	\$ -	\$ 2,000	\$ 2,000	\$ -
2212 CURRICULUM INSTRUCTION	\$ 10,912	\$ 10,912	\$ 16,566	\$ 14,147	\$ 16,568	\$ 26,153	\$ 9,585
330 INSERVICES & TRAINING	\$ -	\$ -	\$ 1,000	\$ 81	\$ -	\$ -	\$ -
352 OTHER TECHNICAL SERVICES	\$ -	\$ -	\$ 1,500	\$ -	\$ 1,500	\$ 1,500	\$ -
593 SU-ASSESSMENT	\$ 10,912	\$ 10,912	\$ 14,066	\$ 14,066	\$ 15,068	\$ 24,653	\$ 9,585
2213 STAFF TRAINING	\$ 400	\$ 441	\$ 21,530	\$ 798	\$ 31,330	\$ 28,000	\$ (3,330)
108 SALARY- GENERAL	\$ -	\$ -	\$ 3,000	\$ -	\$ 3,000	\$ -	\$ (3,000)
220 FICA	\$ -	\$ -	\$ 230	\$ -	\$ 230	\$ -	\$ (230)
330 INSERVICES & TRAINING	\$ 100	\$ 338	\$ 15,000	\$ 298	\$ 25,000	\$ 25,000	\$ -
580 TRAVEL	\$ -	\$ 103	\$ -	\$ -	\$ -	\$ -	\$ -
610 SUPPLIES GENERAL	\$ 100	\$ -	\$ 100	\$ -	\$ 100	\$ -	\$ (100)
640 BOOKS & PERIODICALS	\$ 200	\$ -	\$ 200	\$ -	\$ -	\$ -	\$ -
734 TECHNOLOGY HARDWARE	\$ -	\$ -	\$ 3,000	\$ 500	\$ 3,000	\$ 3,000	\$ -
2220 LIBRARY/MEDIA SERVICES	\$ 55,728	\$ 55,439	\$ 66,317	\$ 57,904	\$ 75,781	\$ 79,070	\$ 3,289
101 TEACHER SALARY	\$ 39,391	\$ 39,884	\$ 40,846	\$ 45,321	\$ 46,681	\$ 47,134	\$ 453
102 PARA SALARY	\$ -	\$ -	\$ -	\$ -	\$ -	\$ -	\$ -
210 HEALTH INSURANCE	\$ 6,232	\$ 7,696	\$ 10,552	\$ -	\$ 15,437	\$ 17,312	\$ 1,875
211 HRA	\$ -	\$ -	\$ 3,800	\$ 276	\$ 2,730	\$ 4,200	\$ 1,470
220 FICA	\$ 3,013	\$ 2,491	\$ 3,125	\$ 3,063	\$ 3,571	\$ 3,606	\$ 35
260 UNEMPLOYMENT	\$ -	\$ -	\$ 107	\$ -	\$ 120	\$ 55	\$ (65)
270 WORKERS COMPENSATION	\$ 295	\$ -	\$ 347	\$ -	\$ 385	\$ 325	\$ (60)
280 DENTAL INS	\$ 432	\$ 281	\$ 253	\$ (65)	\$ 338	\$ 352	\$ 14
291 LIFE	\$ 65	\$ 65	\$ 87	\$ -	\$ 69	\$ 61	\$ (8)
293 LTD	\$ -	\$ -	\$ -	\$ 135	\$ -	\$ 125	\$ 125
330 INSERVICES & TRAINING	\$ 250	\$ -	\$ 800	\$ 4,158	\$ -	\$ -	\$ -
352 OTHER TECHNICAL SERVICES	\$ 250	\$ -	\$ 200	\$ -	\$ -	\$ -	\$ -
431 REPAIRS & MAINTENANCE NON-TECH	\$ -	\$ -	\$ -	\$ -	\$ -	\$ -	\$ -
610 SUPPLIES GENERAL	\$ 300	\$ 2,777	\$ 400	\$ 270	\$ 400	\$ 400	\$ -
640 BOOKS & PERIODICALS	\$ 4,300	\$ 1,126	\$ 4,500	\$ 2,707	\$ 4,500	\$ 4,500	\$ -
650 SUPPLIES TECHNOLOGY	\$ 100	\$ 157	\$ 50	\$ 119	\$ 300	\$ -	\$ (300)
734 TECHNOLOGY HARDWARE	\$ 500	\$ -	\$ 250	\$ -	\$ 250	\$ -	\$ (250)
739 EQUIPMENT-OTHER	\$ 100	\$ -	\$ -	\$ 817	\$ -	\$ -	\$ -
810 DUES & FEES	\$ 500	\$ 962	\$ 1,000	\$ 1,102	\$ 1,000	\$ 1,000	\$ -

TOWN OF SHARON SCHOOL DISTRICT
2021-2022 PROPOSED EXPENDITURE BUDGET

FUNCTION & OBJECT DESCRIPTION	2018-2019 BUDGET	2018-2019 ACTUAL	2019-2020 APPROVED	2019-2020 ACTUAL	2020-2021 APPROVED	2021-2022 PROPOSED	DIFFERENCE
2230 TECH SVCS	\$ 36,590	\$ 988	\$ -	\$ 13,871	\$ 27,503	\$ 37,248	\$ 9,745
108 SALARY- GENERAL	\$ 28,681	\$ -	\$ -	\$ -	\$ 25,353	\$ -	\$ (25,353)
220 FICA	\$ 2,194	\$ -	\$ -	\$ -	\$ 1,940	\$ -	\$ (1,940)
260 UNEMPLOYMENT	\$ -	\$ -	\$ -	\$ -	\$ -	\$ -	\$ -
270 WORKERS COMPENSATION	\$ 215	\$ -	\$ -	\$ -	\$ 210	\$ -	\$ (210)
293 LTD	\$ -	\$ -	\$ -	\$ -	\$ -	\$ -	\$ -
330 INSERVICES & TRAINING	\$ 1,000	\$ -	\$ -	\$ -	\$ -	\$ -	\$ -
352 OTHER TECHNICAL SERVICES	\$ 1,500	\$ -	\$ -	\$ 60	\$ -	\$ 1,000	\$ 1,000
432 REPAIRS/MAINT	\$ -	\$ -	\$ -	\$ -	\$ -	\$ 500	\$ 500
650 TECH SUPPLIES	\$ -	\$ -	\$ -	\$ -	\$ -	\$ 18,598	\$ 18,598
734 TECHNOLOGY HARDWARE	\$ 3,000	\$ 123	\$ -	\$ 7,326	\$ -	\$ 17,150	\$ 17,150
735 - SOFTWARE	\$ -	\$ 865	\$ -	\$ 6,484	\$ -	\$ -	\$ -
2310 BOARD OF EDUCATION	\$ 31,251	\$ 13,237	\$ 31,585	\$ 31,783	\$ 16,405	\$ 16,970	\$ 565
104 ADMIN SALARY	\$ 3,000	\$ 3,000	\$ 3,000	\$ 3,000	\$ 3,000	\$ 3,000	\$ -
106 CLERICAL SALARY	\$ 2,500	\$ -	\$ 2,500	\$ -	\$ 2,500	\$ 2,500	\$ -
220 FICA	\$ 421	\$ 230	\$ 421	\$ 77	\$ 421	\$ 421	\$ -
270 WORKERS COMPENSATION	\$ -	\$ -	\$ -	\$ 16,901	\$ -	\$ -	\$ -
310 HRA ADMINISTRATION SERVICES	\$ 17,580	\$ 1,147	\$ 17,580	\$ 462	\$ 2,400	\$ 1,980	\$ (420)
352 OTHER TECHNICAL SERVICES	\$ 1,000	\$ 100	\$ 1,000	\$ -	\$ 1,000	\$ 1,000	\$ -
520 INSURANCE OTHER THAN BENEFITS	\$ 3,300	\$ 2,823	\$ 3,384	\$ 4,915	\$ 3,384	\$ 4,369	\$ 985
540 ADVERTISING	\$ 1,500	\$ 1,884	\$ 1,500	\$ 753	\$ 1,500	\$ 1,500	\$ -
580 TRAVEL	\$ -	\$ -	\$ -	\$ -	\$ -	\$ -	\$ -
610 SUPPLIES GENERAL	\$ 200	\$ 122	\$ 200	\$ 1,217	\$ 200	\$ 200	\$ -
810 DUES & FEES	\$ 1,750	\$ 3,931	\$ 2,000	\$ 4,459	\$ 2,000	\$ 2,000	\$ -
2313 BOARD TREASURER	\$ 1,277	\$ 984	\$ 1,277	\$ 1,513	\$ 1,277	\$ 1,277	\$ -
104 ADMIN SALARY	\$ 1,000	\$ 500	\$ 1,000	\$ 1,000	\$ 1,000	\$ 1,000	\$ -
220 FICA	\$ 77	\$ 38	\$ 77	\$ 77	\$ 77	\$ 77	\$ -
530 COMMUNICATIONS	\$ -	\$ 220	\$ -	\$ -	\$ -	\$ -	\$ -
610 SUPPLIES GENERAL	\$ -	\$ 143	\$ -	\$ 100	\$ -	\$ -	\$ -
810 DUES & FEES	\$ 200	\$ 83	\$ 200	\$ 337	\$ 200	\$ 200	\$ -
2314 AUDITING	\$ 3,000	\$ 870	\$ -	\$ -	\$ -	\$ -	\$ -
341 AUDITING SERVICES	\$ 3,000	\$ 870	\$ -	\$ -	\$ -	\$ -	\$ -
2320 EXECUTIVE ADMINISTRATION	\$ 48,168	\$ 45,668	\$ 56,388	\$ 54,018	\$ 57,466	\$ 70,412	\$ 12,946
342 LEGAL SERVICES	\$ 2,500	\$ -	\$ 2,500	\$ 130	\$ 2,575	\$ 2,575	\$ -
593 SU-ASSESSMENT	\$ 45,668	\$ 45,668	\$ 53,888	\$ 53,888	\$ 54,891	\$ 67,837	\$ 12,946
2410 OFFICE OF THE PRINCIPAL	\$ 167,990	\$ 182,112	\$ 182,104	\$ 159,117	\$ 172,438	\$ 182,655	\$ 10,217
104 ADMIN SALARY	\$ 84,439	\$ 99,973	\$ 93,473	\$ 83,000	\$ 85,490	\$ 86,320	\$ 830
106 CLERICAL SALARY	\$ 31,442	\$ 34,426	\$ 32,385	\$ 33,790	\$ 32,287	\$ 32,600	\$ 313
210 HEALTH INSURANCE	\$ 17,787	\$ 15,320	\$ 17,587	\$ 4,034	\$ 20,796	\$ 23,140	\$ 2,344
211 HRA	\$ -	\$ -	\$ 5,000	\$ 2,799	\$ 2,730	\$ 4,200	\$ 1,470

TOWN OF SHARON SCHOOL DISTRICT
2021-2022 PROPOSED EXPENDITURE BUDGET

FUNCTION & OBJECT DESCRIPTION	2018-2019 BUDGET	2018-2019 ACTUAL	2019-2020 APPROVED	2019-2020 ACTUAL	2020-2021 APPROVED	2021-2022 PROPOSED	DIFFERENCE
220 FICA	\$ 9,094	\$ 10,081	\$ 9,628	\$ 8,519	\$ 9,010	\$ 9,097	\$ 87
234 RETIREMENT VMERS	\$ 1,729	\$ 1,875	\$ 1,729	\$ 2,072	\$ 1,729	\$ 2,037	\$ 308
260 UNEMPLOYMENT	\$ -	\$ -	\$ -	\$ -	\$ -	\$ 110	\$ 110
270 WORKERS COMPENSATION	\$ 892	\$ -	\$ 911	\$ -	\$ 972	\$ 821	\$ (151)
280 DENTAL INS	\$ 1,368	\$ 557	\$ 1,368	\$ 892	\$ 844	\$ 880	\$ 36
291 LIFE	\$ 639	\$ 434	\$ 693	\$ 425	\$ 700	\$ 303	\$ (397)
293 LTD	\$ -	\$ -	\$ 30	\$ -	\$ 30	\$ 309	\$ 279
330 INSERVICES & TRAINING	\$ 3,500	\$ 1,740	\$ 1,500	\$ 5,429	\$ 1,500	\$ 2,638	\$ 1,138
352 OTHER TECHNICAL SERVICES	\$ 500	\$ -	\$ 250	\$ -	\$ 250	\$ -	\$ (250)
443 RENTALS OF COMPUTER & TECHNOLOGY	\$ 5,000	\$ 2,096	\$ 6,000	\$ 4,034	\$ 5,000	\$ 3,500	\$ (1,500)
531 TELEPHONE SERVICES	\$ 3,000	\$ 1,974	\$ 3,000	\$ 5,072	\$ 3,000	\$ 10,000	\$ 7,000
533 POSTAGE	\$ 1,800	\$ 700	\$ 1,500	\$ 770	\$ 1,500	\$ 1,500	\$ -
580 TRAVEL	\$ 1,500	\$ 705	\$ 800	\$ -	\$ 800	\$ -	\$ (800)
610 SUPPLIES GENERAL	\$ 2,500	\$ 2,122	\$ 3,250	\$ 3,361	\$ 3,000	\$ 3,000	\$ -
640 BOOKS & PERIODICALS	\$ 200	\$ -	\$ 500	\$ 40	\$ 200	\$ 200	\$ -
735 - SOFTWARE	\$ 300	\$ -	\$ 500	\$ 156	\$ 300	\$ -	\$ (300)
739 EQUIPMENT-OTHER	\$ 300	\$ 324	\$ -	\$ -	\$ 300	\$ -	\$ (300)
810 DUES & FEES	\$ 2,000	\$ 9,786	\$ 2,000	\$ 4,725	\$ 2,000	\$ 2,000	\$ -
2510 FISCAL SERVICES	\$ 95,849	\$ 132,312	\$ 108,602	\$ 131,060	\$ 109,604	\$ 124,560	\$ 14,956
593 SU-ASSESSMENT	\$ 70,849	\$ 111,687	\$ 83,602	\$ 112,233	\$ 84,604	\$ 104,560	\$ 19,956
835 INTEREST ON SHORT TERM DEBT	\$ 25,000	\$ 20,626	\$ 25,000	\$ 18,826	\$ 25,000	\$ 20,000	\$ (5,000)
2570 PERSONNEL SERVICES	\$ 1,288	\$ 92	\$ 1,300	\$ 60	\$ 1,300	\$ 1,980	\$ 680
310 HRA ADMINISTRATION SERVICES	\$ 1,288	\$ 92	\$ 1,300	\$ 60	\$ 1,300	\$ 1,980	\$ 680
2580 ADMINISTRATIVE TECHNOLOGY	\$ 21,805	\$ 18,208	\$ 25,730	\$ 25,730	\$ 27,735	\$ 28,246	\$ 511
593 SU-ASSESSMENT	\$ 21,805	\$ 18,208	\$ 25,730	\$ 25,730	\$ 27,735	\$ 28,246	\$ 511
2610 OPERATION OF BUILDING	\$ 204,751	\$ 189,369	\$ 207,267	\$ 207,717	\$ 201,644	\$ 224,866	\$ 23,222
103 SALARY SUB	\$ 1,000	\$ 60	\$ 2,500	\$ 54	\$ 2,500	\$ 2,500	\$ -
105 SUPERVISOR SALARY	\$ 43,795	\$ 45,686	\$ 44,512	\$ 56,406	\$ 44,026	\$ 44,454	\$ 428
108 SALARY- GENERAL	\$ 20,143	\$ 16,925	\$ 24,423	\$ 15,568	\$ 19,717	\$ 25,052	\$ 5,335
130 OVERTIME SALARY	\$ -	\$ 206	\$ -	\$ 239	\$ -	\$ -	\$ -
210 HEALTH INSURANCE	\$ 10,387	\$ 5,531	\$ 11,529	\$ 6,181	\$ 3,000	\$ 13,672	\$ 10,672
211 HRA	\$ -	\$ -	\$ -	\$ 2,100	\$ -	\$ 4,400	\$ 4,400
220 FICA	\$ 4,968	\$ 4,688	\$ 5,465	\$ 5,406	\$ 4,876	\$ 5,383	\$ 507
234 RETIREMENT VMERS	\$ 3,517	\$ 2,873	\$ 3,517	\$ 3,257	\$ 3,517	\$ 4,827	\$ 1,310
260 UNEMPLOYMENT	\$ -	\$ -	\$ -	\$ -	\$ -	\$ 311	\$ 311
270 WORKERS COMPENSATION	\$ 3,896	\$ 613	\$ 3,500	\$ -	\$ 3,500	\$ 3,659	\$ 159
280 DENTAL INS	\$ 396	\$ 309	\$ 396	\$ 450	\$ 671	\$ 770	\$ 99
291 LIFE	\$ 150	\$ 87	\$ 155	\$ 63	\$ 137	\$ 122	\$ (15)
330 INSERVICES & TRAINING	\$ 200	\$ -	\$ 250	\$ 425	\$ -	\$ -	\$ -
352 OTHER TECHNICAL SERVICES	\$ 12,000	\$ 3,546	\$ 12,500	\$ 11,013	\$ 12,875	\$ 12,875	\$ -

TOWN OF SHARON SCHOOL DISTRICT
2021-2022 PROPOSED EXPENDITURE BUDGET

FUNCTION & OBJECT DESCRIPTION	2018-2019 BUDGET	2018-2019 ACTUAL	2019-2020 APPROVED	2019-2020 ACTUAL	2020-2021 APPROVED	2021-2022 PROPOSED	DIFFERENCE
410 UTILITY SERVICES	\$ 3,500	\$ 1,093	\$ 3,000	\$ 3,281	\$ 4,000	\$ 4,000	\$ -
420 CLEANING SERVICES	\$ 8,000	\$ 10,442	\$ 8,500	\$ 9,783	\$ 8,750	\$ 8,750	\$ -
431 REPAIRS & MAINTENANCE NON-TECH	\$ 30,000	\$ 19,270	\$ 25,000	\$ 23,693	\$ 30,000	\$ 30,000	\$ -
520 INSURANCE OTHER THAN BENEFITS	\$ 9,000	\$ 8,673	\$ 9,270	\$ 9,800	\$ 10,000	\$ 10,016	\$ 16
580 TRAVEL	\$ 300	\$ -	\$ 250	\$ 15	\$ -	\$ -	\$ -
610 SUPPLIES GENERAL	\$ 10,000	\$ 13,280	\$ 10,000	\$ 11,217	\$ 10,300	\$ 10,300	\$ -
622 ENERGY ELECTRICITY	\$ 20,000	\$ 22,731	\$ 20,000	\$ 23,369	\$ 20,600	\$ 20,600	\$ -
623 ENERGY PROPANE	\$ 8,000	\$ 6,195	\$ 7,500	\$ 3,646	\$ 7,725	\$ 7,725	\$ -
624 ENERGY FUEL OIL	\$ 13,500	\$ 25,436	\$ 15,000	\$ 17,194	\$ 15,450	\$ 15,450	\$ -
733 FURNITURE & FIXTURES	\$ 2,000	\$ 145	\$ -	\$ 4,557	\$ -	\$ -	\$ -
810 DUES & FEES	\$ -	\$ 1,582	\$ -	\$ -	\$ -	\$ -	\$ -
2620 MAINTENANCE OF BUILDING	\$ -	\$ 33,417	\$ -	\$ 3,817	\$ 5,000	\$ 5,000	\$ -
431 REPAIRS & MAINTENANCE NON-TECH	\$ -	\$ 33,417	\$ -	\$ 3,817	\$ 5,000	\$ 5,000	\$ -
2630 GROUNDS	\$ -	\$ 1,177	\$ -	\$ -	\$ 2,000	\$ 9,000	\$ 7,000
420 CLEANING SERVICES	\$ -	\$ -	\$ -	\$ -	\$ -	\$ 7,000	\$ 7,000
431 REPAIRS & MAINTENANCE NON-TECH	\$ -	\$ 1,177	\$ -	\$ -	\$ 2,000	\$ 2,000	\$ -
2711 TRANSPORTATION-RESIDENT	\$ 94,749	\$ 94,312	\$ 97,335	\$ 92,756	\$ 100,255	\$ 103,263	\$ 3,008
593 SU-ASSESSMENT	\$ 94,749	\$ 94,312	\$ 97,335	\$ 92,756	\$ 100,255	\$ 103,263	\$ 3,008
2713 STUDENT TRANSPORTATION OTHER	\$ -	\$ 5,751	\$ -	\$ -	\$ -	\$ -	\$ -
519 STUDENT TRANSPORT FROM OTHERS	\$ -	\$ 5,751	\$ -	\$ -	\$ -	\$ -	\$ -
2715 TRANSPORTION-FIELD TRIPS	\$ 5,000	\$ 9,777	\$ 8,000	\$ 4,880	\$ 10,000	\$ -	\$ (10,000)
519 STUDENT TRANSPORT FROM OTHERS	\$ 5,000	\$ 9,777	\$ 8,000	\$ 4,880	\$ 10,000	\$ -	\$ (10,000)
3100 FOOD SERVICES	\$ 35,000	\$ 35,000	\$ 32,502	\$ 32,502	\$ -	\$ 5,000	\$ 5,000
912 TRANSFER TO FOOD SERVICE	\$ 35,000	\$ 35,000	\$ 32,502	\$ 32,502	\$ -	\$ 5,000	\$ 5,000
5020 DEBT SERVICE-LONG TERM	\$ 22,538	\$ 22,562	\$ 22,538	\$ 22,537	\$ 20,160	\$ 22,537	\$ 2,377
810 DUES & FEES	\$ -	\$ 657	\$ -	\$ 592	\$ -	\$ 592	\$ 592
831 REDEMPTION OF PRINCIPAL	\$ 19,566	\$ 18,583	\$ 19,566	\$ 19,362	\$ 18,246	\$ 20,103	\$ 1,857
832 INTEREST ON LONG TERM DEBT	\$ 2,972	\$ 3,323	\$ 2,972	\$ 2,584	\$ 1,914	\$ 1,842	\$ (71)
Grand Total	\$ 4,396,397	\$ 4,528,039	\$ 4,484,521	\$ 4,659,886	\$ 4,783,406	\$ 5,038,941	\$ 255,535
							5.34%

FY22 Budget Notes for the Sharon School District Budget:

The FY22 budget proposed by the Sharon School Board has an increase in spending of \$255,545, going from \$4,783,406 in FY21 to \$5,038,941. The FY22 budget proposed by the Sharon School Board has an increase in offsetting revenue (categorical grants, donations, tuitions, surplus, etc., including local Act 144 tax revenues) budgeted to increase by \$102,171, going from \$173,216 in FY21 to \$275,387.

Pre k - 6 budget increase is \$67,327. The main driver for this increase are health insurance premiums increases. Benefits also have small increases (FICA, HRA, dental insurance,) across the budget. Special Ed Assessments, Curriculum Instruction, and Fiscal Services, which we don't have control over, add a significant increase to our budget of \$20,491, \$9,584, and \$14,955.73 (function code 1200, 2212, and 2510).

The secondary tuition budget increase is \$188,208. The main driver for this increase is increases in announced tuition rates for secondary schools students choose to attend. As of now, we have surveyed outgoing 6th grade students to have an accurate picture of what secondary tuition will look like. We have no control over the announced tuition rates of the secondary schools our student population chooses to attend. Some of these schools have a significant announced tuition rate increases. (see secondary tuition chart).

Budget cuts: to minimize the budget increases, we looked at ways to be conservative on our spending at the elementary school level, as it is the only budget we have control over. We have decided to cut a 0.2 position (Math Interventionist). We decreased the supplies teachers can buy for their classrooms for the general education line from \$18,000 in FY21 to \$10,000 (function - object code 1100-610). We took the transportation for field trips out of the budget (from \$10,000 in FY21 to \$0, function code 2715). We also decreased the night custodian's position from a 1.0 FTE to a 0.75 FTE.

Tech Services (function code 2230): the salary, FICA, and worker compensation has moved to the SU budget. This vital position has not been cut.

Unforeseen budget increases: In 2020, we had to upgrade our phone system to be 911 compliant. The upgrade installation was covered by a grant, but what was unexpected was the monthly increase in our phone bills. This new mandatory upgrade adds \$6,000 to our budget. The poor state of our parking lot also adds a significant increase in our plowing services by \$6,500 (function code 2630).

Impact on taxes: Of the \$0.1465 increase, expenditure/revenue/equalized pupil changes equates to \$.0792 of this increase. The yield equates to \$(.0588), and the CLA equates to \$0.1261.

Notes:

CLA (common level of appraisal) is an adjustment to listed property values. The CLA affects only the school tax, and it only applies to property. The state calculates a CLA annually for each town to adjust the listed value of properties to reflect fair market value as nearly as possible. The CLA adjustment is based on a statistical analysis of recent real estate sales for each town. While not as accurate as a town-wide reappraisal, this statistical analysis provides a reasonable way to ensure that all listed values are adjusted to be as close to fair market value as possible every year. Here's how it works:

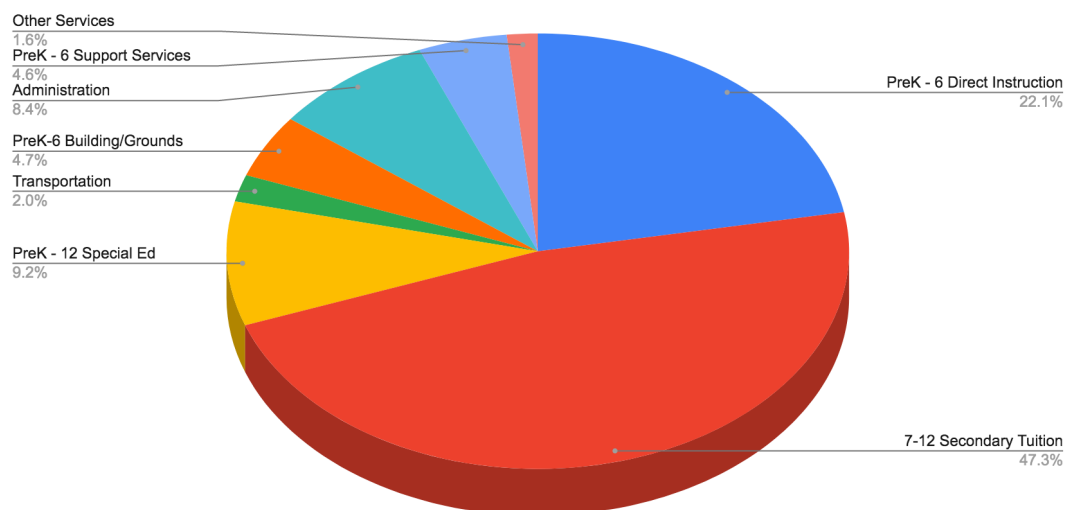
1. Town listers (or assessors) determine the fair market value for each piece of real estate. These become the listed values for properties in the town and the basis for the grand list used to calculate property taxes.
2. Real estate market prices change, sometimes very quickly, making the listed values out of date.
3. To correct for this, the state annually compares the listed values of a sample of properties sold in each town with their sale prices and develops a correction factor or adjustment (CLA) for each town.
4. The listed value divided by the CLA equals fair market value.

Yield Amount: Act 46 of 2015 introduced the “property dollar equivalent yield,” often called the “homestead property yield” or just “yield.” Despite its name, there is no connection between how much revenue is raised from a \$1.00 homestead (dollar) tax rate and a per pupil spending amount. For example, in FY21 a \$1.00 tax rate (on \$100 of homestead property) would raise about \$430M of revenue and the expected equalized pupil count is about 88,000, so the per pupil “yield” would technically be about \$4,886 (\$430M/88,000).

But the actual FY21 yield that is used in FY21 tax rate calculations is \$10,998. The FY22 yield that is used in FY22 tax rate calculations is \$11,385. Similarly, there is no connection between revenue raised from the 2% base household income percentage and any amount of per pupil spending, so the term “income yield” is also misleading.

Sharon School District Expense Charts - FY2022 Budgeted Expenditures

FY22 Budgeted Expenditures		FY22	FY21	Object Code in the budget
PreK - 6 Direct Instruction	\$1,114,489	22.1%	22%	1100, 1102, 1106, 1108, 1112
7-12 Secondary Tuition	\$2,382,832	47.3%	46%	1100
PreK - 12 Special Ed	\$465,275	9.2%	9%	1200
Transportation	\$103,263	2%	2%	2711, 2713
PreK-6 Building/Grounds	\$238,866	4.7%	4%	2610, 2620, 2630
Administration	\$426,100	8.5%	9%	2310, 2320, 2410, 2510, 2570, 2580
PreK - 6 Support Services	\$226,426	4.6%	4%	2120, 2130, 2140, 2220, 2230, 1150
Other Services	\$81,690	1.6%	4%	5020, 3100, 2212, 2213
-----	-----	-----	-----	
	\$5,038,941	100%	100%	



State Education Tax Calculation Formula FY22

(See Estimated Tax Rate sheet for more information)

Step One: Total Budget

Identify K-12 Proposed Budget - **\$5,038,941** - (Act 68 or all budgeted expenditures)

Step Two: Education Spending

Subtract local revenues (**\$275,387**) to determine your education spending.

$$\mathbf{\$5,038,941 - \$275,387 = \$4,763,554 \text{ (Education spending)}}$$

Step Three: Per Pupil Spending

We must now take the number of students we have in Sharon School District as determined by a state formula (**263.56**) and divide it into our education spending number. This gives a figure that shows how much we spend to educate each child.

$$\mathbf{\$4,763,554 / 263.56 = \$18,073.89 \text{ (Education spending per equalized pupil)}}$$

Step Four: District Spending Adjustment

Now take the schools per-pupil spending number and divide it by the base amount that is determined by the state (**\$11,385**). This gives us a number called the District Spending Adjustment.

$$\mathbf{\$18,073.89 / \$11,385 = 1.5875 \text{ (Sharon School Districts spending adjustment)}}$$

Step Five: Equalized Homestead Rate

The District Spend Adjustment number (1.5875) is then multiplied by the state determined education tax rate (\$1.00). This gives us our equalized homestead tax rate.

$$\mathbf{1.5875 \times 1.00 = 1.5875 \text{ (\$1.5768 per \$100 home value)}}$$

Step Six: Actual Homestead Rate

We must now divide the equalized homestead tax rate by the town common level of appraisal to determine the actual homestead tax rate used to determine the education portion of your tax bill.

$$\mathbf{\$1.5875 / 94.93\% = \$1.6722 \text{ per \$100 home value or \$1,672.2 for a \$100,000 homestead.}}$$

FY21 residential tax rate as of 9/2020 File was \$1.5258 or \$1525.8 per \$100,000 of home value.
Difference: \$146.4 per \$100,000 of assessed home value.

This is an increase from last year's tax of \$292.80 dollars on a \$200,000 home

**SHARON SCHOOL DISTRICT
AUDITED FUND BALANCE REPORT OF MAJOR FUNDS
FYE 6/30/20**

General Fund	\$(160,494)
Food Service Program	\$(16,114)
Childcare Program	\$47,208
Downer Library	\$2,133
Blair Fund	\$3,624

**SHARON SCHOOL DISTRICT
AUDITED STATEMENT OF INDEBTEDNESS
FYE 6/30/20**

Long-Term Debt at the end of the 2019-2020 Fiscal Year.

- **\$110,578 Bond payable including an ARRA subsidy of \$66,366 through Vermont Environmental Protection Agency Drinking Water State Revolving Fund. Payments are due to Vermont Municipal Bond Bank in annual installments of \$2,972 in principal, interest and admin. payments through December 2030. The interest rate is fixed at 1.00% and administration fee is fixed at 2.00% per annum. Balance as of 06/30/2020 \$27,496**
- **\$175,000 Note payable for a pellet hot water boiler system due to Mascoma Savings Bank in annual payments of \$19,566, in principal and interest through June 2025. The interest rate is fixed at 2.08% per annum. Balance as of 06/30/20 \$92,358**

Short term debt at the end of the 2019-2020 Fiscal year included a tax-anticipation note in the amount of \$673,283.00.

**SHARON SCHOOL DISTRICT
AUDIT REPORT
FYE 6/30/20**

The Sharon School District has hired RHR Smith and Company, a professional audit firm, to review the district's finances. A copy of the audit is on file for review at the White River Valley Supervisory Union Business Office located at 461 Waterman Road Royalton, Vermont and online at <https://wrvsu.org/approved-budgets-and-audits>



One Planet Programs

**Bethel, Chelsea, Newton, Rochester,
Royalton, Sharon, Stockbridge, Tunbridge**

SCHOOL ANNUAL REPORT 2020-21

First, we want to thank our communities and schools for the tremendous support you have provided us over the years. It is due to your support that One Planet has been recognized again and again by the state as a leader in after school and summer programming. Even in the face of Covid-19, we have been able to offer our children and families wonderful learning opportunities. Thank you!

SUMMER 2020

One Planet and WRVSU administrators took careful assessment of the risks and benefits to in-person camps and determined that operating summer camps could be done safely and would be in the best interest of our students and families. As one would expect, One Planet had to re-think many traditional elements of our summer camps. We considered: how do we keep kids safe in this Covid



environment while also fostering much needed interpersonal connections? How do we make camp high-interest and engaging without off-site field trips, swimming lessons and outside instructors? How do we offer tutoring services effectively during a time of high-need, while also limiting exposure? Ultimately, the One Planet team developed a summer schedule that emphasized student voice and choice, leadership, responsibility and team building. Through intentionally designed

programming and play, One Planet provided students with many opportunities to re-learn valuable social emotional skills. The responses from



the 164 students who participated were empathetically positive; students were eager for the opportunity to engage and learn. In addition, One Planet staff successfully introduced students to important new behaviors, like physical distancing and mask wearing. And lastly, 30 WRVSU teachers accepted the challenge of virtually tutoring over 90 students, using best practices in intervention. Ultimately, students who participated in our summer camps and tutorial were well-prepared for returning to in-person instruction and ready to learn this fall.



ONE PLANET SCHOOL ANNUAL REPORT 2020-21

FALL 2020

To start off the school year, One Planet worked collaboratively with the WRVSU schools to offer families an optional enrichment block from 1:30-3pm. Staffed by One Planet educators, WRVSU essential teachers, counselors and para-educators, the enrichment block focused on art, music, physical activity, outdoor education and social emotional learning. This new model allowed families to have the option of picking up their child early or extending their day until 3pm. Families were very appreciative of this flexibility and took advantage of both options. On average, we served 75%-80% of the in-person student population during this time.

In addition, One Planet has been operating an extended day program until 4:30pm throughout the fall. We understand that learning in the Covid environment is taxing on students, so our extended day program, much like the summer, has focused on the physical, social and emotional needs of our kids, rather than a push towards a certain programmatic goal. We are finding that, despite the long day wearing masks, students still love coming to One Planet. Despite the uncertainty and challenges Covid poses, One Planet continues to be a place where kids feel safe, have a voice and feel belonging.

WHAT'S AHEAD

Over the next few months, we have a number of

goals to address:

- Our staff will be participating in a variety of One Planet and school sponsored PD to optimize learning and engagement among our students.



- All sites will be working through the annual Program Quality Assessment, which allows us to evaluate our program quality, identify our strengths and weaknesses and create an improvement plan.

- One Planet administrators will be working with WRVSU administrators to begin the process of aligning our afterschool and summer work to the larger MTSS efforts.

We look forward to continued collaboration with our communities and schools!

ONE PLANET SUMMER 2019 STATS

	BETHEL	FIRST BRANCH	NEWTON	ROCKBRIDGE	ROYALTON	SHARON	SUMMER TOTAL
Camp Enrollment	54	45	40	44	57	53	293
Students Tutored	18	N/A	13	21	22	18	92
Counselors-in-Training	2	3	2	1	4	4	16
TOTAL SERVED	66	48	48	58	68	66	354
% Receiving FULL Finan. Aid	43.75%	42.22%	28.26%	45.61%	46.88%	29.03%	39.29%
# of Meals Served	2400	1697	1583	1026	2424	2613	11743
% of Students with IEP/504	15.63%	22.22%	17.39%	15.79%	21.88%	16.13%	18.17%
% School Day Teachers							60.00%

Jamie Kinnarney, Superintendent
Tara Weatherell, Business Manager
Donald McMahon, Director of Special Services
Raymond Ballou, Director of Technology



wrvsu.org

461 Waterman Road, Royalton, VT 05068
Phone: 802-763-8840 Fax: 802-763-3235

2020-21 Annual Superintendent's Report

To the Community of Sharon:

I would like to begin by thanking all of our students, parents/guardians, teachers/staff, administrators, and district boards for navigating these unprecedented times of Covid-19. I'm so very pleased that we have successfully navigated the reopening of schools for in-person learning beginning on Tuesday, September 8th. Not only did we open for five days per week of in-person instruction at all of our elementary schools, but we also designed and implemented a fully staffed Virtual Learning Academy (VLA) across the eight schools and ten towns of WRVSU in order to provide a full virtual learning model for students in grades K-12. This was all possible due to the dedication and commitment we have to do what is best for our students.

I was provided the opportunity to begin planning/preparation for the 2020-21 school year immediately after my official hire in March 2020. I took advantage of that time to analyze efficiencies across the WRVSU and begin implementation of a comprehensive Multi-Tiered System of Supports (MTSS). The further development and implementation of a MTSS is crucial to ensuring all students are regularly progress-monitored and to make certain appropriate rate of growth is realized academically, as well as socially/emotionally for all WRVSU students. To be candid, we don't have time to wait for a student to fail in order to get them the support they need. To this end, principals and teachers have been charged with creating systems to ensure that data is analyzed regularly, that interventions are prescriptive in nature, and that all students receive the necessary social/emotional support to flourish in our classrooms. This has already resulted in increased academic achievement, and the identification of efficiency across WRVSU. The net result is better outcomes for students, while operating our schools at a reduced cost.

The WRVSU administrative team worked this summer to revise our WRVSU strategic plan. The summer work resulted in the WRVSU board and member districts adopting the following goals as their *Road Map for Success*:

The WRVSU will form and sustain a comprehensive MTSS that:

- ***Utilizes evidence based best practices in instruction***
- ***Utilizes student data to ensure student growth***
- ***Encourages a rigorous, innovative and relevant learning environment***
- ***Encourages the integration of PLP and Flexible Pathways to best meet the needs of all students.***

WRVSU will implement a PK-12 Proficiency Based Learning System. WRVSU school will utilize a comprehensive approach to ensure relevancy, rigor, and personalization. This will be achieved through the following:

- ***Curriculum***
- ***Instruction***
- ***Assessment***

Jamie Kinnarney, Superintendent
Tara Weatherell, Business Manager
Donald McMahon, Director of Special Services
Raymond Ballou, Director of Technology



wrvsu.org

461 Waterman Road, Royalton, VT 05068
Phone: 802-763-8840 Fax: 802-763-3235

The WRVSU will improve student learning and increase equitable educational opportunities through the development of a culture that promotes interdependence among all stakeholders and enhances student achievement, choice and voice.

These overarching goals are now monitored and reported on a monthly basis by all administrators to the respective school boards. In addition, they serve as our focus for continuous improvement. Therefore, all WRVSU initiatives, professional development, etc, will be aligned with these aforementioned goals. This also provides a clear road map for our work ahead as we move forward with ensuring that all of our schools best support our students in reaching their greatest potential.

We have also put in a great deal of work laying the groundwork to expand opportunities for personalized learning, experiential learning, and alternative pathways. This looks slightly different from school-to-school based on where they started this school year. The focus is on working to create learner agency among our students to increase student voice and choice. We work to ensure that our students have strong foundational skills necessary in the arts, sciences, writing, reading, math, and wellness to seek whatever opportunities they so choose in secondary and post-secondary pursuits. I mention this because it is critical that personalized learning and multiple pathways are synonymous with relevance and rigor.

I am confident that this budget provides the resources necessary to provide a high quality and responsive education for all Sharon School District students, while also making certain that it happens in a fiscally responsible manner. I am completely aware of the financial impact that this unprecedented pandemic has had on our constituents and local businesses. In addition, we once again have seen a change in the Common Level of Appraisal (CLA), a decrease in equalized pupils, and significant increases in secondary tuitions. Therefore, it behooves us to be fiscally prudent and to work on controlling costs while best managing the revenue provided to the member schools of WRVSU. You will note that the WRVSU 2021-22 budget at the Supervisory Union offices is up only slightly across all departments (Fiscal, Technology, Administrative Offices, Curriculum/Instruction, and Special Education). My goal was to make certain we did everything in our power to analyze our system and ensure efficiencies were identified, while making sure that opportunities for students were not impacted. I am confident that this budget supports just that!

In closing, I would like to thank you all for supporting your school. Your support and involvement are critical in us moving forward with the vision of creating Schools of Excellence. We have the opportunity to create an educational system throughout the ten towns of the WRVSU that is a destination for young families. This budget supports the work necessary for us to deliver on these important goals.

With great appreciation and optimism,

Jamie Kinnarney
Superintendent of Schools
White River Valley Supervisory Union

WHITE RIVER VALLEY SUPERVISORY UNION
FY21-22 BUDGET

Description	FY17-18 Budget	FY17-18 Actual	FY18-19 Budget	FY18-19 Actual	FY19-20 Budget	FY19-20 Actual	FY20-21 Budget	FY21-22 (FY22) Proposed	DIFFERENCE FY21 to FY22
DISTRICT MUSIC PROG - SALARIES	\$ 1,500	\$ -	\$ -	\$ -	\$ 3,000	\$ 123	\$ -	\$ -	\$ -
DISTRICT MUSIC PROG - EMPER TAXES	\$ 115	\$ -	\$ -	\$ -	\$ 230	\$ -	\$ -	\$ -	\$ -
DISTRICT MUSIC PROG - CONTR SERVICES	\$ 1,000	\$ -	\$ -	\$ -	\$ 1,000	\$ -	\$ -	\$ -	\$ -
DISTRICT MUSIC PROG - SUPPLIES	\$ 1,500	\$ -	\$ -	\$ -	\$ 770	\$ -	\$ -	\$ -	\$ -
SU COLLABORATIVE PROJECTS	\$ 885	\$ -	\$ -	\$ -	\$ -	\$ -	\$ -	\$ -	\$ -
	\$ 5,000	\$ -	\$ -	\$ -	\$ 5,000	\$ 123	\$ -	\$ -	\$ -
CURRICULUM - SALARIES	\$ 140,280	\$ 97,854	\$ 90,000	\$ 111,038	\$ 88,000	\$ 72,195	\$ 3,461	\$ 14,000	\$ 10,539
CURRICULUM - COORDINATOR SALARY	\$ -	\$ -	\$ 38,000	\$ -	\$ 121,005	\$ 39,181	\$ 92,610	\$ 98,000	\$ 5,390
CURRICULUM - HEALTH INS	\$ 22,362	\$ 6,397	\$ 9,724	\$ 4,870	\$ 7,099	\$ 20,630	\$ 11,924	\$ 21,911	\$ 9,987
CURRICULUM - HRA	\$ 10,731	\$ 7,316	\$ 9,792	\$ 8,370	\$ -	\$ 5,018	\$ 2,569	\$ 4,400	\$ 1,831
CURRICULUM - CURR EMPER TAXES	\$ 310	\$ 678	\$ 310	\$ 370	\$ 524	\$ 8,376	\$ 7,350	\$ 8,568	\$ 1,218
CURRICULUM - LIFE INS	\$ -	\$ -	\$ -	\$ 42	\$ -	\$ 211	\$ 524	\$ 243	\$ (281)
CURRICULUM - RETIREMENT CONTR	\$ 1,263	\$ (396)	\$ 1,218	\$ -	\$ 902	\$ 62	\$ 50	\$ 1,500	\$ 1,450
CURRICULUM - WORKERS COMP	\$ -	\$ -	\$ -	\$ -	\$ -	\$ -	\$ 523	\$ 676	\$ 153
CURRICULUM - UNEMPLOYMENT	\$ -	\$ -	\$ -	\$ -	\$ -	\$ -	\$ 41	\$ -	\$ (41)
CURRICULUM - PROF DEV	\$ 2,000	\$ 3,820	\$ 2,500	\$ 9,196	\$ 5,000	\$ 6,004	\$ 5,000	\$ 5,000	\$ -
CURRICULUM - DENTAL INS	\$ 444	\$ 268	\$ 600	\$ (325)	\$ 770	\$ 850	\$ 462	\$ 435	\$ (27)
CURRICULUM - CONTR CURRICULUM SERV	\$ -	\$ -	\$ -	\$ -	\$ 35,000	\$ 9,559	\$ 10,000	\$ 5,000	\$ (5,000)
CURRICULUM - ADMIN PROF DEV	\$ -	\$ -	\$ -	\$ -	\$ 20,000	\$ -	\$ -	\$ -	\$ -
CURRICULUM - TRAVEL	\$ 3,000	\$ 1,674	\$ 2,500	\$ 4,171	\$ 7,500	\$ 2,794	\$ 2,500	\$ -	\$ (2,500)
CURRICULUM- SUPPLIES	\$ 1,500	\$ 1,627	\$ 1,250	\$ 2,328	\$ 24,750	\$ 2,531	\$ 1,500	\$ 1,500	\$ -
CURRICULUM - CURR-BOOKS & PERIODICALS	\$ 500	\$ 59	\$ 400	\$ 26	\$ 28,900	\$ -	\$ 500	\$ 500	\$ -
CURRICULUM - TECHNOLOGY SOFTWARE	\$ -	\$ 594	\$ -	\$ 1,199	\$ -	\$ -	\$ -	\$ -	\$ -
CURRICULUM - DUES & FEES	\$ 600	\$ 806	\$ 600	\$ 633	\$ 4,850	\$ 930	\$ 4,500	\$ 500	\$ (4,000)
	\$ 182,990	\$ 120,697	\$ 156,894	\$ 141,918	\$ 357,893	\$ 168,340	\$ 143,514	\$ 162,233	\$ 18,719
TECHNOLOGY - SALARIES	\$ 76,875	\$ 76,875	\$ 80,000	\$ 80,000	\$ 87,400	\$ 82,000	\$ 104,266	\$ 263,222	\$ 158,956
TECHNOLOGY - HEALTH INS	\$ 7,855	\$ 8,806	\$ 5,531	\$ 4,367	\$ 6,349	\$ -	\$ 7,238	\$ 88,410	\$ 81,172
TECHNOLOGY- HRA	\$ -	\$ -	\$ -	\$ -	\$ -	\$ -	\$ -	\$ 18,900	\$ 18,900
TECHNOLOGY- EMPER TAXES	\$ 5,881	\$ 5,783	\$ 6,120	\$ 5,900	\$ 6,686	\$ 6,311	\$ 6,887	\$ 20,137	\$ 13,250
TECHNOLOGY - LIFE INS	\$ 30	\$ 289	\$ 30	\$ 24	\$ 34	\$ 364	\$ 34	\$ 485	\$ 451
TECHNOLOGY - RETIREMENT CONTR	\$ 4,228	\$ 4,338	\$ 4,400	\$ 4,485	\$ 4,530	\$ 4,758	\$ 4,757	\$ 13,721	\$ 8,964
TECHNOLOGY - WORKERS COMP	\$ -	\$ -	\$ 600	\$ -	\$ 448	\$ -	\$ 896	\$ 1,515	\$ 619
TECHNOLOGY - UNEMPLOYMENT	\$ -	\$ -	\$ -	\$ -	\$ -	\$ -	\$ -	\$ -	\$ -
TECHNOLOGY - TRAVEL CONF	\$ 1,500	\$ 1,783	\$ 900	\$ 714	\$ 2,876	\$ 722	\$ 2,876	\$ 2,800	\$ (76)
TECHNOLOGY- DENTAL INS	\$ 444	\$ 479	\$ 444	\$ 229	\$ 444	\$ -	\$ 444	\$ 2,175	\$ 1,731
TECHNOLOGY - CONTR SERV	\$ 7,500	\$ 1,419	\$ 5,000	\$ 6,211	\$ 3,000	\$ 1,782	\$ 4,100	\$ 10,000	\$ 5,900
TECHNOLOGY - REPAIR	\$ -	\$ -	\$ -	\$ -	\$ -	\$ -	\$ -	\$ 500	\$ 500
TECHNOLOGY - TRAVEL	\$ 1,000	\$ 3,756	\$ 1,250	\$ 3,179	\$ 3,500	\$ 1,288	\$ 3,500	\$ 3,500	\$ -
TECHNOLOGY - SUPPLIES	\$ -	\$ 529	\$ 500	\$ 2,439	\$ 3,000	\$ 1,795	\$ 4,500	\$ 6,300	\$ 1,800
TECHNOLOGY - SOFTWARE	\$ -	\$ -	\$ -	\$ -	\$ -	\$ -	\$ -	\$ -	\$ -
TECHNOLOGY - EQUIPMENT	\$ 500	\$ 459	\$ 2,500	\$ -	\$ -	\$ -	\$ 6,000	\$ 7,000	\$ 1,000
	\$ 105,813	\$ 104,517	\$ 107,275	\$ 107,546	\$ 118,268	\$ 99,019	\$ 143,498	\$ 438,665	\$ 293,167

WHITE RIVER VALLEY SUPERVISORY UNION
FY21-22 BUDGET

Description	FY17-18 Budget	FY17-18 Actual	FY18-19 Budget	FY18-19 Actual	FY19-20 Budget	FY19-20 Actual	FY20-21 Budget	FY21-22 (FY22) Proposed	DIFFERENCE FY21 to FY22
OFFICE OF SUPER - SUPERINTENDENT SALS	\$ 121,729	\$ 122,641	\$ 122,979	\$ 165,993	\$ 126,668	\$ 138,875	\$ 130,468	\$ 137,550	\$ 7,082
OFFICE OF SUPER - ADMIN SUPPORT	\$ 90,220	\$ 66,389	\$ 94,720	\$ 28,215	\$ 49,514	\$ 46,868	\$ 50,999	\$ 48,179	\$ (2,820)
BOARD CLERK - SALARIES	\$ 2,000	\$ -	\$ -	\$ 304	\$ -	\$ -	\$ 3,000	\$ 3,000	\$ -
OFFICE OF SUPER - HEALTH INS	\$ 42,035	\$ 27,878	\$ 31,237	\$ 16,272	\$ 29,511	\$ 28,944	\$ 33,643	\$ 23,218	\$ (10,425)
OFFICE OF SUPER - HRA	\$ -	\$ -	\$ -	\$ -	\$ -	\$ 4,096	\$ -	\$ 6,300	\$ 6,300
OFFICE OF SUPER - EMPLOYER TAXES	\$ 16,367	\$ 13,856	\$ 16,501	\$ 13,838	\$ 13,320	\$ 13,418	\$ 13,720	\$ 14,208	\$ 488
OFFICE OF SUPER - LIFE INSURANCE	\$ 340	\$ 769	\$ 340	\$ 431	\$ 340	\$ 480	\$ 340	\$ 303	\$ (37)
OFFICE OF SUPER - RETIREMENT CONTR	\$ 4,962	\$ 3,651	\$ 6,764	\$ 3,564	\$ 2,525	\$ 2,695	\$ 2,651	\$ 5,511	\$ 2,860
OFFICE OF SUPER - WORKERS COMP	\$ 1,926	\$ 1,926	\$ 834	\$ 7,360	\$ 381	\$ -	\$ 763	\$ 1,282	\$ 519
OFFICE OF SUPER - COURSE REIMB	\$ 6,500	\$ 3,582	\$ 4,000	\$ 5,004	\$ 4,000	\$ 3,481	\$ 4,000	\$ 5,000	\$ 1,000
OFFICE OF SUPER - DENTAL INS	\$ 1,332	\$ 1,352	\$ 1,455	\$ 701	\$ 888	\$ 1,094	\$ 888	\$ 870	\$ (18)
OFFICE OF SUPER - CONTR SERV	\$ 1,500	\$ 3,452	\$ 11,500	\$ -	\$ 5,000	\$ 70	\$ 5,000	\$ 5,000	\$ -
OFFICE OF SUPER - LEGAL FEES	\$ 15,000	\$ 57,526	\$ 20,000	\$ 31,787	\$ 20,000	\$ 12,098	\$ 20,000	\$ 15,000	\$ (5,000)
OFFICE OF SUPER - REPAIRS/MAINTENANCE	\$ 1,000	\$ -	\$ 500	\$ -	\$ 500	\$ -	\$ 500	\$ 500	\$ -
OFFICE OF SUPER - SUPERINTENDENTS TRAVEL	\$ 5,000	\$ 5,424	\$ 5,000	\$ 4,996	\$ 5,500	\$ 3,691	\$ 5,500	\$ -	\$ (5,500)
OFFICE OF SUPER - IN-SERVICE MTGS, ETC	\$ 4,000	\$ 5,534	\$ 4,000	\$ 4,205	\$ 5,000	\$ 2,557	\$ 4,500	\$ 2,500	\$ (2,000)
OFFICE OF SUPER - BOOKS AND PERIODICALS	\$ 500	\$ 1,144	\$ 400	\$ 525	\$ 400	\$ 957	\$ 200	\$ -	\$ (200)
OFFICE OF SUPER - EQUIPMENT	\$ 1,500	\$ 641	\$ 1,000	\$ -	\$ -	\$ 2,018	\$ -	\$ -	\$ -
OFFICE OF SUPER - DUES AND FEES	\$ 7,000	\$ 12,659	\$ 15,000	\$ 15,146	\$ 11,500	\$ 18,000	\$ 12,000	\$ 15,000	\$ 3,000
OFFICE OF SUPER - FINGERPRINTING EXP	\$ 7,000	\$ 4,081	\$ 6,000	\$ 3,849	\$ 6,000	\$ 2,860	\$ 4,000	\$ 4,000	\$ -
GEN FUND TRANSFER	\$ -	\$ 4,178	\$ -	\$ -	\$ -	\$ -	\$ -	\$ -	\$ -
	\$ 329,911	\$ 336,684	\$ 342,230	\$ 302,189	\$ 281,048	\$ 282,203	\$ 292,172	\$ 287,421	\$ (4,751)
PRESCHOOL COORD - SALARY	\$ 10,000	\$ -	\$ 10,914	\$ -	\$ 22,677	\$ 31,303	\$ 39,169	\$ 39,233	\$ 64
PRESCHOOL COORD - BENEFITS & TAXES	\$ 765	\$ -	\$ 835	\$ -	\$ 1,935	\$ 2,395	\$ 3,746	\$ 3,001	\$ (745)
PRESCHOOL COORD - SUPPLIES	\$ -	\$ -	\$ -	\$ -	\$ -	\$ (147)	\$ -	\$ 890	\$ 890
PRESCHOOL COORD - TRAVEL	\$ -	\$ -	\$ -	\$ -	\$ 1,500	\$ 170	\$ 1,500	\$ 1,000	\$ (500)
PRESCHL COORD-WINNOOSKI VALLEY	\$ -	\$ -	\$ 9,676	\$ 7,971	\$ 11,000	\$ 11,956	\$ 12,000	\$ 11,426	\$ (574)
PRESCHOOL COORD - PROFESSIONAL DEV	\$ -	\$ -	\$ -	\$ -	\$ -	\$ -	\$ 2,000	\$ 2,000	\$ -
	\$ 10,765	\$ -	\$ 21,425	\$ 7,971	\$ 37,112	\$ 45,677	\$ 58,415	\$ 57,551	\$ (864)
FISCAL SERVICES - TREASURER SALS	\$ 1,000	\$ -	\$ 1,200	\$ 900	\$ 1,200	\$ -	\$ 1,236	\$ 1,200	\$ (36)
FISCAL SERVICES - TREASURER FICA	\$ -	\$ -	\$ -	\$ -	\$ 91	\$ -	\$ 94	\$ 92	\$ (2)
FISCAL SERVICES - ADMIN SALARY	\$ 156,997	\$ 102,309	\$ 90,000	\$ 79,919	\$ 232,212	\$ 95,000	\$ 97,850	\$ 99,750	\$ 1,900
FISCAL SERVICES - SUPPORT SALS	\$ 99,284	\$ 167,416	\$ 187,572	\$ 174,969	\$ 102,700	\$ 239,901	\$ 293,817	\$ 262,858	\$ (30,959)
FISCAL SERVICES - HEALTH INS	\$ 55,961	\$ 52,503	\$ 46,048	\$ 52,266	\$ 78,791	\$ 71,105	\$ 75,969	\$ 104,477	\$ 28,508
FISCAL SERVICES - HRA	\$ -	\$ -	\$ -	\$ -	\$ -	\$ 11,268	\$ 15,600	\$ 21,000	\$ 5,400
FISCAL SERVICES - EMPLOYER TAXES	\$ 19,605	\$ 19,679	\$ 20,852	\$ 18,493	\$ 25,621	\$ 24,104	\$ 29,963	\$ 27,740	\$ (2,223)
FISCAL SERVICES - LIFE INS	\$ 370	\$ 839	\$ 400	\$ 559	\$ 1,574	\$ 1,116	\$ 1,574	\$ 909	\$ (665)
FISCAL SERVICES - RETIREMENT CONTR	\$ 15,820	\$ 13,206	\$ 14,991	\$ 13,418	\$ 14,991	\$ 18,837	\$ 15,741	\$ 24,163	\$ 8,422
FISCAL SERVICES - WORKERS COMP	\$ 2,307	\$ 1,504	\$ 2,000	\$ -	\$ 1,805	\$ -	\$ 3,609	\$ 2,502	\$ (1,107)
FISCAL SERVICES - COURSE REIMB	\$ 2,000	\$ 815	\$ 2,000	\$ 2,193	\$ 2,000	\$ 2,128	\$ 2,000	\$ 2,000	\$ -
FISCAL SERVICES - UNEMPLOYMENT	\$ -	\$ -	\$ -	\$ -	\$ -	\$ -	\$ -	\$ -	\$ -
FISCAL SERVICES - DENTAL INS	\$ 1,721	\$ 1,707	\$ 2,132	\$ 1,036	\$ 2,509	\$ 2,925	\$ 2,509	\$ 2,610	\$ 101
FISCAL SERVICES - OTHER CONTR SERV	\$ -	\$ 11,938	\$ 15,254	\$ 86,063	\$ 13,254	\$ 82,668	\$ 13,254	\$ 10,000	\$ (3,254)
FISCAL SERVICES-AUDIT	\$ -	\$ -	\$ -	\$ 12,784	\$ -	\$ -	\$ -	\$ -	\$ -
FISCAL SERVICES - COMPUTER MAINTENANCE	\$ 16,000	\$ 28,825	\$ 500	\$ 12,682	\$ 500	\$ 1,476	\$ 500	\$ 500	\$ -

WHITE RIVER VALLEY SUPERVISORY UNION
FY21-22 BUDGET

Description	FY17-18 Budget	FY17-18 Actual	FY18-19 Budget	FY18-19 Actual	FY19-20 Budget	FY19-20 Actual	FY20-21 Budget	FY21-22 (FY22) Proposed	DIFFERENCE FY21 to FY22
FISCAL SERVICES - TRAVEL/CONF	\$ 6,000	\$ 4,778	\$ 4,500	\$ 2,815	\$ 4,600	\$ 2,104	\$ 4,600	\$ 3,000	\$ (1,600)
FISCAL SERVICES - SUPPLIES	\$ 5,000	\$ 7,199	\$ 5,000	\$ 6,160	\$ 7,000	\$ 6,664	\$ 5,000	\$ 5,000	\$ -
FISCAL SERVICES - SOFTWARE	\$ -	\$ -	\$ -	\$ 31,677	\$ -	\$ 138	\$ 5,000	\$ 30,000	\$ 25,000
FISCAL SERVICES - EQUIPMENT	\$ 2,500	\$ 1,659	\$ 3,074	\$ -	\$ -	\$ 1,912	\$ -	\$ -	\$ -
FISCAL SERVICES - DUES AND FEES	\$ 1,000	\$ 933	\$ 600	\$ 6,547	\$ 600	\$ 1,775	\$ 1,000	\$ 1,000	\$ -
FISCAL SERVICES - AUDIT	\$ 7,300	\$ 10,300	\$ 10,300	\$ 33,608	\$ 47,694	\$ 117,075	\$ 50,000	\$ 50,000	\$ -
	\$ 392,865	\$ 425,609	\$ 406,423	\$ 536,090	\$ 537,141	\$ 680,197	\$ 619,314	\$ 648,801	\$ 29,487
CENTRAL OFFICE - BLDG/GRDS CONSULT	\$ -	\$ -	\$ -	\$ 11,457	\$ -	\$ -	\$ -	\$ 25,000	\$ 25,000
CENTRAL OFFICE - HRA	\$ -	\$ -	\$ -	\$ 115,795	\$ -	\$ -	\$ 110,000	\$ -	\$ (110,000)
CENTRAL OFFICE - EMPLOYER TAXES	\$ -	\$ -	\$ -	\$ 176	\$ -	\$ 383	\$ -	\$ -	\$ -
CENTRAL OFFICE - UNEMPLOYMENT TAX	\$ 4,500	\$ -	\$ 4,000	\$ 2,056	\$ 4,000	\$ 9,519	\$ 4,000	\$ 1,200	\$ (2,800)
CENTRAL OFFICE-LTD	\$ -	\$ -	\$ 9,000	\$ 1,962	\$ 4,000	\$ 2,986	\$ 4,000	\$ 3,100	\$ (900)
CENTRAL OFFICE-HRA OOP COSTS	\$ -	\$ -	\$ 8,128	\$ 4,978	\$ 8,372	\$ 8,166	\$ 10,000	\$ -	\$ (10,000)
CENTRAL OFFICE-HRA ADMIN	\$ -	\$ -	\$ 3,503	\$ 13,904	\$ 3,503	\$ 2,525	\$ 5,000	\$ 1,200	\$ (3,800)
CENTRAL OFFICE - CUSTODIAL SERVICES	\$ 5,500	\$ 7,019	\$ 5,000	\$ 2,296	\$ 5,000	\$ 5,011	\$ 5,000	\$ 5,000	\$ -
CENTRAL OFFICE - SECT 125 ADMIN	\$ 2,500	\$ 1,121	\$ -	\$ 874	\$ -	\$ 296	\$ 1,000	\$ 1,000	\$ -
CENTRAL OFFICE - DISPOSAL SERVICES	\$ 2,200	\$ 2,026	\$ 1,500	\$ 713	\$ 1,500	\$ 1,308	\$ 1,500	\$ 1,500	\$ -
CENTRAL OFFICE - REPAIRS AND MAINT	\$ 3,000	\$ 2,026	\$ 2,000	\$ 11	\$ 2,000	\$ 515	\$ 2,000	\$ 2,000	\$ -
CENTRAL OFFICE - RENTAL OF BUILDINGS	\$ 55,483	\$ 55,608	\$ 56,593	\$ 46,432	\$ 58,121	\$ 57,055	\$ 58,121	\$ 58,821	\$ 700
CENTRAL OFFICE - PROPERTY/LIABILITY INS	\$ 7,200	\$ 7,899	\$ 7,500	\$ 10,254	\$ 7,875	\$ 55,793	\$ 11,254	\$ 1,431	\$ (9,823)
CENTRAL OFFICE - TELEPHONE EXP	\$ 3,200	\$ 5,941	\$ 5,980	\$ 7,863	\$ 6,142	\$ 13,223	\$ 6,142	\$ 6,142	\$ -
CENTRAL OFFICE - POSTAGE	\$ 4,000	\$ 5,849	\$ 5,000	\$ 4,048	\$ 5,135	\$ 8,273	\$ 5,135	\$ 5,135	\$ -
CENTRAL OFFICE - ADVERTISING	\$ 4,000	\$ 3,766	\$ 2,000	\$ 1,707	\$ 2,000	\$ 2,580	\$ 2,000	\$ 2,000	\$ -
CENTRAL OFFICE - SUPPLIES	\$ 9,000	\$ 9,005	\$ 12,000	\$ 7,820	\$ 12,000	\$ 5,829	\$ 10,000	\$ 10,000	\$ -
CENTRAL OFFICE - SOFTWARE (504)	\$ -	\$ -	\$ -	\$ 299	\$ 8,500	\$ 364	\$ 5,000	\$ 1,000	\$ (4,000)
CENTRAL OFFICE - COPIER LEASE	\$ 8,500	\$ 6,758	\$ 8,500	\$ 7,626	\$ -	\$ 7,507	\$ 8,000	\$ 5,000	\$ (3,000)
OTHER - SAL/BEN POOL	\$ -	\$ -	\$ -	\$ 348	\$ -	\$ -	\$ -	\$ -	\$ -
	\$ 109,083	\$ 106,202	\$ 130,704	\$ 240,619	\$ 128,147	\$ 181,332	\$ 248,152	\$ 129,528	\$ (118,623)
INSTRUCTION SALARY	\$ -	\$ -	\$ -	\$ -	\$ -	\$ 35,104	\$ -	\$ 36,859	\$ 36,859
INSTRUCTION BENEFITS	\$ -	\$ -	\$ -	\$ -	\$ -	\$ (881)	\$ -	\$ 21,911	\$ 21,911
INSTRUCTION HRA	\$ -	\$ -	\$ -	\$ -	\$ -	\$ -	\$ -	\$ 4,200	\$ 4,200
INSTRUCTION FICA	\$ -	\$ -	\$ -	\$ -	\$ -	\$ 2,338	\$ -	\$ 7,497	\$ 7,497
INSTRUCTION LIFE	\$ -	\$ -	\$ -	\$ -	\$ -	\$ -	\$ -	\$ 61	\$ 61
INSTRUCTION RETIREMENT	\$ -	\$ -	\$ -	\$ -	\$ -	\$ -	\$ -	\$ -	\$ -
INSTRUCTION WC	\$ -	\$ -	\$ -	\$ -	\$ -	\$ -	\$ -	\$ 254	\$ 254
INSTRUCTION DENTAL	\$ -	\$ -	\$ -	\$ -	\$ -	\$ -	\$ -	\$ 435	\$ 435
INSTRUCTION PURCHASED SERVICES	\$ -	\$ -	\$ -	\$ -	\$ -	\$ -	\$ -	\$ -	\$ -
INSTRUCTION TRAVEL	\$ -	\$ -	\$ -	\$ -	\$ -	\$ 351	\$ -	\$ 811	\$ 811
INSTRUCTION SUPPLIES	\$ -	\$ -	\$ -	\$ -	\$ -	\$ 26,228	\$ -	\$ 5,000	\$ 5,000
	\$ -	\$ -	\$ -	\$ -	\$ -	\$ 63,140	\$ -	\$ 77,028	\$ 77,028

WHITE RIVER VALLEY SUPERVISORY UNION
FY21-22 BUDGET

Description	FY17-18 Budget	FY17-18 Actual	FY18-19 Budget	FY18-19 Actual	FY19-20 Budget	FY19-20 Actual	FY20-21 Budget	FY21-22 (FY22) Proposed	DIFFERENCE FY21 to FY22
GRANT ADMIN - SALARIES	\$ 53,871	\$ 53,871	\$ 55,217	\$ 15,118	\$ 56,874	\$ 17,053	\$ 28,744	\$ -	\$ (28,744)
GRANT ADMIN - HEALTH INS	\$ 1,600	\$ 1,600	\$ 1,600	\$ 761	\$ 1,600	\$ (91)	\$ 1,135	\$ -	\$ (1,135)
GRANT ADMIN - EMPLOYER TAXES	\$ 4,121	\$ 4,217	\$ 4,224	\$ 1,211	\$ 4,351	\$ 1,305	\$ 2,199	\$ -	\$ (2,199)
GRANT ADMIN - LIFE INS	\$ 280	\$ 133	\$ 280	\$ 12	\$ 280	\$ -	\$ 280	\$ -	\$ (280)
GRANT ADMIN - WORKERS COMP	\$ 485	\$ 485	\$ 424	\$ -	\$ 443	\$ -	\$ 186	\$ -	\$ (186)
GRANT ADMIN - PROF DEVELOPMENT	\$ 1,000	\$ 160	\$ 1,000	\$ 197	\$ 1,000	\$ 3,310	\$ 1,000	\$ -	\$ (1,000)
GRANT ADMIN - DENTAL INS	\$ 355	\$ 405	\$ 355	\$ 389	\$ 444	\$ (139)	\$ 285	\$ -	\$ (285)
GRANT ADMIN - AUDIT	\$ 3,000	\$ -	\$ 3,000	\$ -	\$ -	\$ -	\$ -	\$ -	\$ -
GRANT ADMIN - POSTAGE	\$ -	\$ 25	\$ -	\$ -	\$ -	\$ -	\$ -	\$ -	\$ -
GRANT ADMIN - TRAVEL/CONFERENCE	\$ 800	\$ 4	\$ 800	\$ -	\$ 800	\$ -	\$ 800	\$ -	\$ (800)
GRANT ADMIN - SUPPLIES	\$ 500	\$ 566	\$ 500	\$ 2,067	\$ 650	\$ 1,113	\$ 2,000	\$ -	\$ (2,000)
GRANT ADMIN - BOOKS & PERIODICALS	\$ 500	\$ -	\$ 250	\$ -	\$ 250	\$ -	\$ 250	\$ -	\$ (250)
GRANT ADMIN - SOFTWARE	\$ 100	\$ -	\$ 150	\$ -	\$ -	\$ -	\$ 100	\$ -	\$ (100)
GRANT ADMIN - OTHER EXPENDITURES	\$ -	\$ 90	\$ -	\$ -	\$ -	\$ 138	\$ 200	\$ -	\$ (200)
GRANT ADMIN - SALARIES	\$ -	\$ -	\$ -	\$ -	\$ -	\$ 36,366	\$ 11,312	\$ -	\$ (11,312)
GRANT ADMIN - HEALTH INS	\$ -	\$ -	\$ -	\$ -	\$ -	\$ 998	\$ 343	\$ -	\$ (343)
GRANT ADMIN - EMPLOYER TAXES	\$ -	\$ -	\$ -	\$ -	\$ -	\$ 2,789	\$ 865	\$ -	\$ (865)
GRANT ADMIN - LIFE INS	\$ -	\$ -	\$ -	\$ -	\$ -	\$ -	\$ 280	\$ -	\$ (280)
GRANT ADMIN - WORKERS COMP	\$ -	\$ -	\$ -	\$ -	\$ -	\$ -	\$ 54	\$ -	\$ (54)
GRANT ADMIN - PROF DEVELOPMENT	\$ -	\$ -	\$ -	\$ -	\$ -	\$ -	\$ 1,000	\$ -	\$ (1,000)
GRANT ADMIN - DENTAL INS	\$ -	\$ -	\$ -	\$ -	\$ -	\$ -	\$ 83	\$ -	\$ (83)
GRANT ADMIN - AUDIT	\$ -	\$ -	\$ -	\$ -	\$ -	\$ -	\$ -	\$ -	\$ -
GRANT ADMIN - POSTAGE	\$ -	\$ -	\$ -	\$ -	\$ -	\$ -	\$ -	\$ -	\$ -
GRANT ADMIN - TRAVEL/CONFERENCE	\$ -	\$ -	\$ -	\$ -	\$ -	\$ -	\$ 800	\$ -	\$ (800)
GRANT ADMIN - SUPPLIES	\$ -	\$ -	\$ -	\$ -	\$ -	\$ -	\$ 2,000	\$ -	\$ (2,000)
GRANT ADMIN - BOOKS & PERIODICALS	\$ -	\$ -	\$ -	\$ -	\$ -	\$ -	\$ 250	\$ -	\$ (250)
GRANT ADMIN - SOFTWARE	\$ -	\$ -	\$ -	\$ -	\$ -	\$ -	\$ 100	\$ -	\$ (100)
GRANT ADMIN - OTHER EXPENDITURES	\$ -	\$ -	\$ -	\$ -	\$ -	\$ -	\$ 200	\$ -	\$ (200)
GRANT ADMIN - SALARIES	\$ 38,744	\$ (18,130)	\$ -	\$ -	\$ -	\$ -	\$ 7,383	\$ -	\$ (7,383)
GRANT ADMIN - HEALTH INS	\$ 1,135	\$ (465)	\$ -	\$ -	\$ -	\$ -	\$ 212	\$ -	\$ (212)
GRANT ADMIN - EMPLOYER TAXES	\$ 2,964	\$ (1,387)	\$ -	\$ -	\$ -	\$ -	\$ 565	\$ -	\$ (565)
GRANT ADMIN - LIFE INS	\$ 280	\$ -	\$ -	\$ -	\$ -	\$ -	\$ -	\$ -	\$ -
GRANT ADMIN - WORKERS COMP	\$ 186	\$ (257)	\$ -	\$ -	\$ -	\$ -	\$ 35	\$ -	\$ (35)
GRANT ADMIN - PROF DEVELOPMENT	\$ 1,000	\$ -	\$ -	\$ -	\$ -	\$ -	\$ -	\$ -	\$ -
GRANT ADMIN - DENTAL INS	\$ 285	\$ (159)	\$ -	\$ -	\$ -	\$ -	\$ 54	\$ -	\$ (54)
GRANT ADMIN - AUDIT	\$ -	\$ -	\$ -	\$ -	\$ -	\$ -	\$ -	\$ -	\$ -
GRANT ADMIN - POSTAGE	\$ -	\$ -	\$ -	\$ -	\$ -	\$ -	\$ -	\$ -	\$ -
GRANT ADMIN - TRAVEL/CONFERENCE	\$ 800	\$ -	\$ -	\$ -	\$ -	\$ -	\$ -	\$ -	\$ -
GRANT ADMIN - SUPPLIES	\$ 2,000	\$ 1,350	\$ -	\$ -	\$ -	\$ -	\$ -	\$ -	\$ -
GRANT ADMIN - BOOKS & PERIODICALS	\$ 250	\$ -	\$ -	\$ -	\$ -	\$ -	\$ -	\$ -	\$ -
GRANT ADMIN - SOFTWARE	\$ 100	\$ 100	\$ -	\$ -	\$ -	\$ -	\$ -	\$ -	\$ -
GRANT ADMIN - OTHER EXPENDITURES	\$ 200	\$ 200	\$ -	\$ -	\$ -	\$ -	\$ -	\$ -	\$ -
GRANT ADMIN - SALARIES	\$ 7,383	\$ 7,383	\$ -	\$ -	\$ -	\$ -	\$ 928	\$ -	\$ (928)
GRANT ADMIN - HEALTH INS	\$ 212	\$ 212	\$ -	\$ -	\$ -	\$ -	\$ 20	\$ -	\$ (20)
GRANT ADMIN - EMPLOYER TAXES	\$ 565	\$ 565	\$ -	\$ -	\$ -	\$ -	\$ 71	\$ -	\$ (71)
GRANT ADMIN - LIFE INS	\$ -	\$ -	\$ -	\$ -	\$ -	\$ -	\$ -	\$ -	\$ -

WHITE RIVER VALLEY SUPERVISORY UNION
FY21-22 BUDGET

Description	FY17-18 Budget	FY17-18 Actual	FY18-19 Budget	FY18-19 Actual	FY19-20 Budget	FY19-20 Actual	FY20-21 Budget	FY21-22 (FY22) Proposed	DIFFERENCE FY21 to FY22
GRANT ADMIN - WORKERS COMP	\$ 35	\$ 35	\$ -	\$ -	\$ -	\$ -	\$ 4	\$ -	(4)
GRANT ADMIN - PROF DEVELOPMENT	\$ -	\$ -	\$ -	\$ -	\$ -	\$ -	\$ -	\$ -	-
GRANT ADMIN - DENTAL INS	\$ 54	\$ 54	\$ -	\$ -	\$ -	\$ -	\$ 7	\$ -	(7)
GRANT ADMIN - AUDIT	\$ -	\$ -	\$ -	\$ -	\$ -	\$ -	\$ -	\$ -	-
GRANT ADMIN - POSTAGE	\$ -	\$ -	\$ -	\$ -	\$ -	\$ -	\$ -	\$ -	-
GRANT ADMIN - TRAVEL/CONFERENCE	\$ -	\$ -	\$ -	\$ -	\$ -	\$ -	\$ -	\$ -	-
GRANT ADMIN - SUPPLIES	\$ -	\$ -	\$ -	\$ -	\$ -	\$ -	\$ -	\$ -	-
GRANT ADMIN - BOOKS & PERIODICALS	\$ -	\$ -	\$ -	\$ -	\$ -	\$ -	\$ -	\$ -	-
GRANT ADMIN - SOFTWARE	\$ -	\$ -	\$ -	\$ -	\$ -	\$ -	\$ -	\$ -	-
GRANT ADMIN - OTHER EXPENDITURES	\$ -	\$ -	\$ -	\$ -	\$ -	\$ -	\$ -	\$ -	-
	\$ 122,806	\$ 51,057	\$ 67,800	\$ 19,756	\$ 66,692	\$ 62,842	\$ 63,746	\$ -	(63,746)
DISTRICT WIDE - IMPROVE OF INSTR	\$ 41,777	\$ 33,443	\$ 45,000	\$ -	\$ 89,000	\$ -	\$ 98,213	\$ -	(98,213)
DISTRICT WIDE - HEALTH INS	\$ 14,908	\$ 11,920	\$ 18,216	\$ -	\$ 11,924	\$ -	\$ 17,402	\$ -	(17,402)
DISTRICT WIDE - CURR EMPER TAXES	\$ 3,196	\$ 2,328	\$ 3,998	\$ -	\$ 6,809	\$ -	\$ 7,513	\$ -	(7,513)
DISTRICT WIDE - LIFE INS	\$ -	\$ -	\$ -	\$ -	\$ -	\$ -	\$ 295	\$ -	(295)
DISTRICT WIDE RETIREMENT CONTR	\$ -	\$ -	\$ -	\$ -	\$ -	\$ -	\$ 19,152	\$ -	(19,152)
DISTRICT WIDE - WORKERS COMP	\$ 376	\$ -	\$ 400	\$ -	\$ 378	\$ -	\$ 534	\$ -	(534)
DISTRICT WIDE - PROF DEV	\$ 1,500	\$ 375	\$ 1,000	\$ -	\$ -	\$ (300)	\$ 3,000	\$ -	(3,000)
DISTRICT WIDE - DENTAL INS	\$ 444	\$ 262	\$ 355	\$ -	\$ 444	\$ -	\$ 699	\$ -	(699)
DISTRICT WIDE - CONTR CURRICULUM SERV	\$ 1,000	\$ 126	\$ 1,000	\$ -	\$ 1,000	\$ 1,466	\$ 1,000	\$ 4,000	\$ 3,000
DISTRICT WIDE - TRAVEL	\$ 1,500	\$ 2,579	\$ 2,500	\$ -	\$ 2,500	\$ 3,267	\$ 2,500	\$ -	(2,500)
DISTRICT WIDE- SUPPLIES	\$ 1,000	\$ 188	\$ 1,000	\$ -	\$ 1,000	\$ -	\$ 1,000	\$ 1,000	\$ -
DISTRICT WIDE - CURR-BOOKS & PERIODICALS	\$ 400	\$ -	\$ 200	\$ -	\$ 200	\$ -	\$ 200	\$ 200	\$ -
DISTRICT WIDE- DUES & FEES	\$ 500	\$ -	\$ 500	\$ -	\$ 500	\$ -	\$ 500	\$ 500	\$ -
	\$ 66,601	\$ 51,221	\$ 74,169	\$ -	\$ 113,755	\$ 4,433	\$ 152,008	\$ 5,700	(146,308)

Total Projected WRVSU Budgeted Expenditures:	\$ 1,325,834	\$ 1,195,987	\$ 1,306,920	\$ 1,356,090	\$ 1,645,055	\$ 1,587,507	\$ 1,722,819	\$ 1,806,927	\$ 84,108 4.88%
--	--------------	--------------	--------------	--------------	--------------	--------------	--------------	--------------	--------------------

Jamie Kinnarney, Superintendent
Tara Weatherell, Business Manager
Donald McMahon, Director of Special Services
Raymond Ballou, Director of Technology



461 Waterman Road, Royalton, VT 05068
Phone: 802-763-8840 Fax: 802-763-3235

Business Manager's Report 2020-2021

White River Valley Supervisory Union's Business office handles the financial management of the Supervisory Union and our six-member districts: First Branch Unified District, Granville Hancock Unified District, Rochester Stockbridge Unified District, Sharon School District, Strafford School District and White River Unified District. We have a five-member team: Tara Weatherell, Business Manager, Jason Rogers, Associate Business Manager, Rose Hemond, Senior Accountant, Lisa Blair, Human Resources/Administrative Assistant to the Business Office and Johanna Snelling, Accounts Payable.

In my role as the Business Manager I assist Superintendent Kinnarney and our Building Administration to develop budgets that align with the WRVSU's strategic plan and maintain those budgets throughout the fiscal year.

Developing the budgets for the 2021-2022 fiscal year had several challenges that were not within the Districts' control. The State of Vermont's significant budget shortfall due to the financial impacts of Covid-19; resulted in an initial decrease in the property yield from \$10,998 to a projected \$10,763 for the next fiscal year. On March 1, 2021, we received notification from the Agency of Education that we could use the revised projected yield of \$11,385 as a result of a reassessment of the State's financial outlook.

The Property Yield is determined by the State of Vermont Tax Commissioner using a statutory calculation and assumptions provided by the Agency of Education, Department of Taxes, Department of Finance and Management and the Joint Fiscal Office.

The Common Level of Appraisal (CLA) is another factor that the School District does not have any control of. In the majority of our 10 towns the CLA decreased resulting in an increase to each Town's Tax Rate.

The Common Level of Appraisal (CLA) is used to make sure each town is paying their share of education property taxes. The CLA is based on each Town's property value grand list as it compares to property sales over a three-year period. If the grand list value is less than sale prices the town will have a CLA of less than 100%; if the grand list value is more than the sale prices the CLA will be more than 100%. The CLA doesn't change the property value, it impacts the education tax rate to be paid in the town. The CLA is also used to determine when a Town needs to be reappraised. When the CLA is below 85% or above 115% the Town must reappraise.

Many of our Districts continue to see a decline in enrollment which results in a decrease to the Equalized Pupil rate set by the Agency of Education.

Serving the Schools and Communities of
Bethel - Chelsea - Granville - Hancock - Rochester - Royalton - Sharon - Stockbridge - Strafford - Tunbridge

Jamie Kinnarney, Superintendent
Tara Weatherell, Business Manager
Donald McMahon, Director of Special Services
Raymond Ballou, Director of Technology



461 Waterman Road, Royalton, VT 05068
Phone: 802-763-8840 Fax: 802-763-3235

The following is an overview of the Sharon School District's 2021-2022 projected budget:

SHARON ELEMENTARY SCHOOL	2020-2021	2021-2022	DIFFERENCE
EXPENDITURE BUDGET	\$4,783,406	\$5,038,941	\$255,535
REVENUE BUDGET	\$173,216	\$275,387	\$102,171
EDUCATION SPENDING	\$4,610,190	\$4,763,554	\$153,364
EQUALIZED PUPIL	268.31	263.56	-4.75
PER PUPIL SPENDING	\$17,184.25	\$18,073.89	\$889.64
PRELIMINARY EQUALIZED TAX RATE	\$1.5625	\$1.5875	\$0.0250
NON-RESIDENTIAL TAX RATE BEFORE CLA	\$1.65	\$1.73	\$0.08
PROPERTY YIELD (MAY CHANGE)	\$10,998	\$11,385	\$387.00
COMMON LEVEL OF APPRAISAL (CLA)	102.39%	94.93%	-7.46%
RESIDENTIAL TAX RATE AFTER CLA	\$1.5258	\$1.6723	\$0.1465
NON-RESIDENTIAL TAX RATE AFTER CLA	\$1.5900	\$1.8224	\$0.2324

The following provides a breakdown of the Tax Rate Increase:

- Expenditure/Revenue/Equalized Pupil/Yield equates to an increase of .0247
- CLA reduction equates to an increase of .1218

The following shows how we calculate the tax rate:

1. Take the ACT 68 Education Spending of \$4,763,554 divide it by the 263.56 Equalized Pupil; this results in the Per Pupil Spending of \$18,073.89
2. Divide the Per Pupil Spending of \$18,073.89 by the \$11,385 Yield; this is the Equalized Residential Tax Rate of 1.5875;
3. Take the Equalized Tax Rate of 1.5875 and divide by the CLA of 94.93%; 1.6723 this is the Residential Tax Rate after the CLA. This is the tax rate projected to be on your homestead property tax bill.

Superintendent Kinnarney, Principal Haley, the Sharon School Board and I all feel that this budget supports what is necessary to provide high quality education to all students at Sharon Elementary School.

Sincerely,

Tara Weatherell
Business Manager

Serving the Schools and Communities of
Bethel - Chelsea - Granville - Hancock - Rochester - Royalton - Sharon - Stockbridge - Strafford - Tunbridge

White River Valley SU
FY22 Member Assessment Allocation

FY19 SU Assessment		FY20 Assessment		FY21 Assessment Assessment Allocation		FY22 WRV SU Assessment Allocation:		\$\$ Change FY21 to FY22
%	Amount	%	Amount	%	Amount	%	Amount	
19.6%	\$ 218,520	20.10%	\$ 242,411	20.20%	\$ 259,326	<u>19.60%</u>	\$ <u>279,482</u>	\$ 20,156
2.8%	\$ 31,037	3.30%	\$ 39,799	3.00%	\$ 38,514	<u>3.10%</u>	\$ <u>44,204</u>	\$ 5,690
11.5%	\$ 127,784	10.90%	\$ 131,457	10.60%	\$ 136,082	<u>10.40%</u>	\$ <u>148,296</u>	\$ 12,215
13.4%	\$ 149,232	14.70%	\$ 177,286	14.20%	\$ 182,298	<u>15.80%</u>	\$ <u>225,296</u>	\$ 42,998
9.3%	\$ 103,868	8.90%	\$ 107,336	9.50%	\$ 121,960	<u>9.70%</u>	\$ <u>138,315</u>	\$ 16,355
43.4%	\$ 482,464	42.10%	\$ 507,737	42.50%	\$ 545,611	<u>41.40%</u>	\$ <u>590,334</u>	\$ 44,723
100.0%	\$ 1,112,905	100.00%	\$ 1,206,027	100.00%	\$ 1,283,790	<u>100.00%</u>	\$ <u>1,425,927</u>	\$ <u>142,137</u>

FBUD
GHUD
RSUD
SHARON
STRAFFORD
WRUD

WRV SU Revenue / Assessment Sources:		FY21 Budget		FY22 Budget		\$\$ Change FY21 to FY22
WRV SU BUDGET EXPENDITURES (Non SpEd)		\$ 1,722,819		\$ 1,806,927		\$ 84,108
LESS LOCAL SOURCE REVENUES:						
INDIRECT RATE						
INTEREST						
LESS DIRECT GRANT REVENUE						
MEDICAID						
EPSDT / MAC						
FEDERAL TITLE FUNDS:						
IDEA B						
Title II - Curriculum						
Title I - Prek						
Title I - Prek Reading / Math Intervention						
Local Assessment Amount:		\$ 1,283,790		\$ 1,425,927		\$ 142,137

Dear White River Valley Supervisory Union Community,

This letter is written to inform the reader of what the FY-2021/2022 special services budget supports and maintains in order to provide quality academic instruction, social/emotional and behavioral supports to 270 White River Valley Supervisory Union students who receive specialized instruction both within its eight community school buildings or in one of the seventeen receiving schools throughout our region.

The development of this budget began with the creation of the FY-2022 Special Education Services Plan that was submitted to the Agency of Education on October 15, 2020. The Services Plan development is a prediction of the financial responsibility which the District will incur in order to support its special needs population. We analyzed the staffing needs for both direct and related services professional and para-professionals who will support students in the following categories: Special Class Programs; Special Education Services; Behavioral; Vision; Health; Counseling; Assistive and Adaptive Physical Education; Occupational/Physical Therapy; Audiology and Speech Language Pathology. For the FY-21/22 school year, children will be served in the above categories by 17 FTE Special Educators, 7.6 FTE Related Services providers which include 3.8 FTE Speech Language Pathologist, 2 Occupational Therapist, .8 FTE Physical Therapists. Also included are 1 FTE Essential Early Education Instructor, 1 FTE Behavioral Interventionist, 37 FTE para-educators and a Board Certified Behavioral Analyst contracted through the Clara Martin Center.

The budget continues to support the White River Valley's alternative program, the Wildcat Institute, (formerly known as the Restorative Classroom), located at the campuses of South Royalton and Bethel Schools. The Wildcat Institute is a continuum of service provided to students who require a more intensive support in order to achieve educational success. Students who attend the Wildcat Institute are provided academic, social/emotional and behavioral intervention by 3 special educators, 3 school based therapists/counselors, 2 para-educators, 1 Speech language Pathologist and 1 Program Director. We are in the process of expanding the Wildcat Institute in order to achieve our goal of returning a percentage of out-of-district placed students back to their home Districts in order to attend our alternative program, The Wildcat Institute. The benefits of transitioning our students back to the WRVSU is two-fold. First, by returning our students to their home school District, we will have greater oversight of their academic, social/emotional and behavioral services and needs. Second, it will reduce the cost of the out-of-district tuition. As stated prior, it is our goal to transition a percentage of out-of-district students back to the WRVSU with the understanding we will continue to collaborate with our out-of-district educational partners in order to provide the necessary educational support to some of our students that require even more intensive support to succeed. These educational associates include the following programs and their locations: Choice Academy (Barre); Maple Hill School (Plainfield); The New School (Montpelier); and East Valley Academy (East Randolph).

This budget also represents the financial support provided to students with special needs who reside in our school District and have school choice. They attend a variety of receiving schools in our area. I want to assure you that we have active representation on each of these student's educational teams to ensure that each student receives the oversight and support of his or her educational plan while cognitantly maintaining fiscal responsibility.

As previously reported in last year's town report, Special Education administration and funding is complex. It is essential that we are as transparent as possible when reporting on expenses while at the same time being as adamantly vigilant in protecting the confidentiality of children. The overall WRVSU Special Education budget is \$8,110,750.27 which represents a change of .96%. We will continue to work as a system to better support our students, while also keeping a focus on identifying efficiencies.

Respectfully submitted,

Donald E. McMahon
Director of Special Services

	FY18-19 Budget	FY18-19 Actual	FY19-20 Revised	FY19-20 Actual	FY20-21 Approved	FY21-22 Proposed	DIFFERENCE
32-211-11-1200-5110-00 EEE TEACHER SALS	\$134,216	\$126,143	\$120,140	\$124,338	\$128,070	\$114,853	(\$13,217)
32-211-11-1200-5115-00 EEE SUPPORT STAFF SALS	\$12,958	\$0	\$1,802	\$3,780	\$11,000	\$0	(\$11,000)
32-211-11-1200-5210-00 EEE INSTR - HEALTH INS	\$20,773	\$19,612	\$23,059	\$25,465	\$33,533	\$29,868	(\$3,665)
32-211-11-1200-5220-00 EEE INSTR - EMPLOYER TAXES	\$11,259	\$9,439	\$10,284	\$9,210	\$10,956	\$8,786	(\$2,170)
32-211-11-1200-5211-00 EEE INSTR - HRA	\$0	\$0	\$0	\$4,133	\$0	\$8,400	\$8,400
32-211-11-1200-5230-00 EEE INSTR - LIFE INS	\$0	\$33	\$380	(\$6)	\$0	\$122	\$122
32-211-11-1200-5240-00 EEE INSTR - EMPLE RETIREMENT	\$8,163	\$100	\$9,551	\$44	\$0	\$0	\$0
32-211-11-1200-5250-00 EEE INSTR - WORKERS COMP	\$1,325	\$0	\$1,563	\$0	\$1,600	\$793	(\$807)
32-211-11-1200-5260-00 EEE INSTR - UNEMPLOYMENT	\$320	\$960	\$340	\$0	\$500	\$793	\$293
32-211-11-1200-5270-00 EEE INSTR - PROF DEV	\$4,000	\$2,792	\$4,000	(\$362)	\$4,000	\$4,000	\$0
32-211-11-1200-5290-00 EEE INSTR - DENTAL INS	\$915	\$900	\$888	\$1,951	\$900	\$900	\$0
32-211-11-1200-5290-01 EEE INSTR - DISABILITY INS	\$400	\$28	\$0	\$0	\$0	\$0	\$0
32-211-11-1200-5330-00 EEE - CONTRACTED SERVICES	\$10,100	\$5,900	\$12,200	\$0	\$12,000	\$6,000	(\$6,000)
32-211-11-1200-5560-00 EEE - TUITION	\$3,300	\$72	\$3,000	\$0	\$3,000	\$500	(\$2,500)
32-211-11-1200-5580-00 EEE INSTR - TRAVEL	\$3,000	\$2,346	\$3,300	\$1,596	\$3,300	\$3,300	\$0
32-211-11-1200-5610-00 EEE - SUPPLIES	\$1,000	\$858	\$1,200	\$765	\$1,200	\$2,500	\$1,300
32-211-11-1200-5730-00 EEE - EQUIPMENT	\$500	\$584	\$5,000	\$7,022	\$1,500	\$0	(\$1,500)
32-211-11-1200-5810-00 EEE-DIRECT INSTR.-DUES&FEES	\$0	\$0	\$1,000	\$140	\$1,000	\$300	(\$700)
TOTAL 1200 SPECIAL EDUCATION DIRECT INSTRUCTION	\$212,229	\$169,768	\$197,707	\$178,075	\$212,559	\$181,115	(\$31,444)
32-211-11-1210-5110-00 IDEA B PK - TEACHER SALS	\$8,229	\$8,229	\$0	\$0	\$0	\$0	\$0
32-211-11-1210-5210-00 IDEA B PK - HEALTH INS	\$1,295	\$1,187	\$0	\$0	\$0	\$0	\$0
32-211-11-1210-5220-00 IDEA B PK - EMPLOYER TAXES	\$629	\$629	\$0	\$0	\$0	\$0	\$0
32-211-11-1210-5230-00 IDEA B PK - LIFE INS	\$38	\$0	\$0	\$0	\$0	\$0	\$0
32-211-11-1210-5240-01 IDEA B PK - VSTR CONTR FED FUNDED SALS	\$1,296	\$897	\$0	\$0	\$0	\$0	\$0
32-211-11-1210-5250-00 IDEA B PK - WORKERS COMP	\$23	\$299	\$0	\$0	\$0	\$0	\$0
32-211-11-1210-5290-00 IDEA B PK - DENTAL INS	\$58	\$0	\$0	\$0	\$0	\$0	\$0
32-211-11-1210-5290-01 IDEA B PK - DISABILITY INS	\$36	\$0	\$0	\$0	\$0	\$0	\$0
32-211-11-1210-5610-00 IDEA B PRE-K - SUPPLIES	\$0	\$0	\$12,500	\$7,730	\$12,500	\$0	(\$12,500)
TOTAL 1210 IDEA B PK	\$11,603	\$11,241	\$12,500	\$7,730	\$12,500	\$0	(\$12,500)
32-211-11-1211-5110-00 IDEA B PK BASIC - SALARIES	\$0	\$0	\$0	\$0	\$0	\$0	\$0
32-211-11-1211-5210-00 IDEA B PK BASIC - HEALTH INS	\$0	\$0	\$0	\$0	\$0	\$0	\$0
32-211-11-1211-5220-00 IDEA B PK BASIC - EMPLOYR TAXES	\$0	\$0	\$0	\$0	\$0	\$0	\$0
32-211-11-1211-5240-01 IDEA B PK BASIC - VSTR RETIR CONTR	\$0	\$0	\$0	\$0	\$0	\$0	\$0
TOTAL 1211 IDEA B PK BASIC	\$0	\$0	\$0	\$0	\$0	\$0	\$0
32-211-11-2150-5110-00 EEE - SLP SALS	\$43,383	\$43,383	\$24,511	\$39,059	\$73,809	\$0	(\$73,809)
32-211-11-2150-5210-00 EEE-SLP HEALTH INS PREM	\$2,321	\$2,172	\$0	\$0	\$7,586	\$0	(\$7,586)
32-211-11-2150-5220-00 EEE - SLP EMPLOYER TAXES	\$3,319	\$3,284	\$7,609	\$2,988	\$5,647	\$0	(\$5,647)
32-211-11-2150-5240-00 EEE - SLP RETIREMENT CONTR	\$7,119	\$1,701	\$0	\$0	\$0	\$0	\$0
32-211-11-2150-5250-00 EEE-SLP WORKERS COMP	\$200	\$0	\$0	\$0	\$0	\$0	\$0
32-211-11-2150-5290-00 EEE- SLP DENTAL INS PREM	\$119	\$119	\$0	\$0	\$453	\$0	(\$453)
32-211-11-2150-5330-00 EEE - SLP CONTR SERVICES	\$500	\$500	\$0	\$0	\$500	\$0	(\$500)
32-211-11-2150-5580-00 EEE- SLP TRAVEL	\$0	\$0	\$500	\$0	\$500	\$0	(\$500)
TOTAL 2150 SPEECH SERVICES	\$56,961	\$51,159	\$32,620	\$42,047	\$88,495	\$0	(\$88,495)

White River Valley Supervisory Union
Special Education
FY21-22

	FY18-19 Budget	FY18-19 Actual	FY19-20 Revised	FY19-20 Actual	FY20-21 Approved	FY21-22 Proposed	DIFFERENCE
32-211-11-2160-5110-00 EEE - OT SALARIES	\$21,836	\$21,836	\$20,294	\$20,105	\$33,364	\$0	(\$33,364)
32-211-11-2160-5210-00 EEE-OT HEALTH INS	\$2,292	\$2,292	\$0	\$0	\$0	\$0	\$0
32-211-11-2160-5220-00 EEE - OT EMPLOYER TAXES	\$1,671	\$1,671	\$3,346	\$1,538	\$2,552	\$0	(\$2,552)
32-211-11-2160-5240-00 EEE - OT EMPLOYER RETIREMENT BENIES	\$2,839	\$2,839	\$0	\$0	\$1,860	\$0	(\$1,860)
32-211-11-2160-5250-00 EEE-OT WORKERS COMP	\$199	\$0	\$0	\$0	\$0	\$0	\$0
32-211-11-2160-5290-00 EEE-OT DENTAL INS	\$200	\$200	\$0	\$0	\$435	\$0	(\$435)
32-211-11-2160-5330-00 EEE - OT CONTR SERVICES	\$4,000	\$2,390	\$5,000	\$11,847	\$4,000	\$4,000	\$0
32-211-11-2160-5580-00 EEE - OT TRAVEL	\$500	\$557	\$500	\$249	\$500	\$500	\$0
TOTAL 2160 OCCUPATIONAL THERAPIST	\$33,537	\$31,785	\$29,140	\$33,739	\$42,711	\$4,500	(\$38,211)
32-211-39-1200-5110-00 SPEC ED - TEACHER SALS	\$966,562	\$1,141,085	\$1,065,337	\$1,211,718	\$1,254,077	\$1,153,070	(\$101,007)
32-211-39-1200-5115-00 SPEC ED - SUPPORT STAFF SALS	\$1,207,768	\$1,280,006	\$1,217,657	\$1,291,973	\$1,066,062	\$953,574	(\$112,488)
32-211-39-1200-5116-00 SPEC ED - SUMMER SALS	\$35,000	\$29,342	\$36,343	\$44,794	\$38,000	\$38,000	\$0
32-211-39-1200-5120-00 SPEC ED - SUBSTITUTES	\$60,000	\$73,592	\$60,000	\$36,180	\$70,000	\$70,000	\$0
32-211-39-1200-5210-00 SPEC ED - HEALTH INS	\$426,077	\$423,284	\$438,316	\$494,374	\$460,000	\$551,359	\$91,359
32-211-39-1200-5211-00 SPEC ED - HRA	\$0	\$0	\$0	\$73,644	\$0	\$125,400	\$125,400
32-211-39-1200-5220-00 SPEC ED - EMPLOYER TAXES	\$173,604	\$188,504	\$171,439	\$192,369	\$190,000	\$161,158	(\$28,842)
32-211-39-1200-5230-00 SPEC ED - LIFE INS	\$1,900	(\$689)	\$1,562	(\$187)	\$1,600	\$3,582	\$1,982
32-211-39-1200-5232-00 SPEID-VSTRS OFEB	\$0	\$8,288	\$0	\$12,204	\$0	\$0	\$0
32-211-39-1200-5240-00 SPEC ED - RETIREMENT CONTR	\$66,427	\$60,509	\$72,240	\$71,486	\$72,240	\$59,598	(\$12,642)
32-211-39-1200-5250-00 SPEC ED - WORKERS COMP INS	\$19,884	\$34,348	\$13,353	\$0	\$13,353	\$14,536	\$1,183
32-211-39-1200-5260-00 SPEC ED - UNEMPLOYMENT	\$9,000	\$4,314	\$5,875	\$0	\$5,875	\$14,536	\$8,661
32-211-39-1200-5270-00 SPEC ED - PROF DEV	\$0	\$50,853	\$3,500	\$18,081	\$3,500	\$3,500	\$0
32-211-39-1200-5290-00 SPEC ED - DENTAL INS	\$29,734	\$20,318	\$30,689	\$26,970	\$28,000	\$25,520	(\$2,480)
32-211-39-1200-5291-00 SPECIAL ED- OTHER EMPEE BEN	\$6,523	\$171	\$6,138	\$0	\$0	\$0	\$0
32-211-39-1200-5330-00 SPEC ED - CONTRACTED SERVICES	\$168,200	\$159,559	\$256,000	\$80,984	\$260,000	\$200,000	(\$60,000)
32-211-39-1200-5330-00 SPEC ED - TELEPHONE	\$3,800	\$0	\$4,200	\$0	\$1,500	\$1,500	\$0
32-211-39-1200-5331-00 SPEC ED - POSTAGE	\$200	\$0	\$0	\$85	\$0	\$0	\$0
32-211-39-1200-5540-00 SPEC ED - ADVERTISING	\$200	\$0	\$0	\$0	\$0	\$0	\$0
32-211-39-1200-5560-00 SPEC ED - TUITION	\$918,400	\$991,105	\$799,700	\$949,885	\$888,532	\$893,532	\$5,000
32-211-39-1200-5580-00 SPEC ED - TRAVEL	\$10,000	\$6,530	\$11,000	\$4,525	\$10,000	\$6,000	(\$4,000)
32-211-39-1200-5594-00 SPEC ED - EXCESS COSTS	\$632,000	\$482,601	\$764,000	\$520,360	\$650,000	\$645,000	(\$5,000)
32-211-39-1200-5610-00 SPEC ED - SUPPLIES	\$43,000	\$18,464	\$32,813	\$26,015	\$43,500	\$30,000	(\$13,500)
32-211-39-1200-5670-00 SPEC ED - SOFTWARE	\$5,000	\$10,545	\$5,000	\$7,240	\$6,000	\$6,000	\$0
32-211-39-1200-5730-00 SPEC ED - EQUIPMENT	\$20,000	\$18,927	\$25,000	\$16,282	\$26,000	\$15,000	(\$11,000)
TOTAL 1200 SPECIAL EDUCATION DIRECT INSTRUCTION	\$4,803,279	\$5,001,657	\$5,020,162	\$5,078,981	\$5,088,239	\$4,970,865	(\$117,374)
32-211-39-1201-5330-00 IDEA B- PROPORTIONATE SHARE EXP	\$0	\$0	\$0	\$0	\$0	\$0	\$0
32-211-39-1201-5610-00 IDEA B PROP SHARE SUPPLIES	\$0	\$0	\$5,806	\$5,806	\$5,806	\$5,806	\$0
TOTAL 1201 PROPORTIONATE SHARE EXP	\$0	\$0	\$5,806	\$5,806	\$5,806	\$5,806	\$0
32-211-39-1202-5560-01 IDEA B - TUITION	\$290,115	\$289,515	\$300,300	\$226,725	\$300,500	\$300,500	\$0
32-211-39-1202-5610-01 IDEA B - DIRECT INSTR SUPPLIES	\$0	\$0	\$7,187	\$7,027	\$0	\$0	\$0
TOTAL 1202 IDEAB	\$290,115	\$289,515	\$307,487	\$233,752	\$300,500	\$300,500	\$0

White River Valley Supervisory Union
Special Education
FY21-22

	FY18-19 Budget	FY18-19 Actual	FY19-20 Revised	FY19-20 Actual	FY20-21 Approved	FY21-22 Proposed	DIFFERENCE
32-211-39-2140-5110-00 SPEC ED - PSYCH SRVCS SALARY	\$7,200	\$0	\$0	\$39	\$0	\$229,606	\$229,606
32-211-39-2140-5210-00 SPEC ED - PSYCH HEALTH INS	\$300	\$0	\$0	\$0	\$0	\$86,053	\$86,053
32-211-39-2140-5220-00 SPEC ED - PSYCH EMPLOYER TAXES	\$551	\$0	\$0	\$0	\$0	\$17,565	\$17,565
32-211-39-2140-5240-00 SPEC ED - PSYCH RETIREMENT	\$0	\$0	\$0	\$0	\$0	\$14,350	\$14,350
32-211-39-2140-5250-00 SPEC ED - PSYCH WORKERS COMP	\$0	\$0	\$0	\$0	\$0	\$1,584	\$1,584
32-211-39-2140-5290-00 SPEC ED - PSYCH DENTAL INS	\$0	\$0	\$0	\$0	\$0	\$1,760	\$1,760
32-211-39-2140-5330-00 SPEC ED - PSYCHOLOGICAL SERVICES	\$307,949	\$351,060	\$395,371	\$312,241	\$572,280	\$572,280	\$0
TOTAL 2140 PSYCHOLOGICAL SERVICES	\$316,000	\$351,060	\$395,371	\$312,280	\$572,280	\$923,198	\$350,918
32-211-39-2141-5330-00 IDEA B - PSYCHOLOGICAL SERVICES	\$0	\$0	\$0	\$0	\$0	\$0	\$0
TOTAL 2141 PSYCHOLOGICAL	\$0	\$0	\$0	\$0	\$0	\$0	\$0
32-211-39-2150-5110-00 SPEC ED - SLP SALS	\$151,669	\$228,081	\$195,924	\$326,813	\$299,202	\$300,780	\$1,578
32-211-39-2150-5210-00 SPEC ED - SLP HEALTH INS	\$0	\$31,952	\$0	\$51,468	\$53,205	\$61,158	\$7,953
32-211-39-2150-5211-00 SPEC ED - SLP HRA	\$0	\$0	\$0	\$3,941	\$0	\$12,800	\$12,800
32-211-39-2150-5220-00 SPEC ED - SLP EMPLOYER TAXES	\$11,603	\$16,762	\$64,365	\$23,963	\$22,889	\$20,352	(\$2,537)
32-211-39-2150-5230-00 SPEC ED - SLP LIFE INS	\$0	\$107	\$0	\$508	\$110	\$304	\$194
32-211-39-2150-5240-00 SPEC ED - SLP RETIREMENT CONTR	\$7,537	\$2,605	\$0	\$2,388	\$2,500	\$18,798	\$16,298
32-211-39-2150-5250-00 SPEC ED - SLP WORKERS COMP	\$0	\$0	\$0	\$0	\$0	\$1,836	\$1,836
32-211-39-2150-5270-00 SPEC ED - PROF DEV	\$0	\$5,171	\$0	\$0	\$5,200	\$5,200	\$0
32-211-39-2150-5290-00 SPEC ED - DENTAL INS	\$0	(\$36)	\$0	\$2,429	\$880	\$2,200	\$1,320
32-211-39-2150-5270-01 SPEC ED - DISABILITY	\$0	\$41	\$0	\$0	\$0	\$782	\$782
32-211-39-2150-5330-00 SPEC ED - SLP CONTRACTED SERVICES	\$50,000	\$32,730	\$75,612	\$24,037	\$35,000	\$35,000	\$0
32-211-39-2150-5330-01 IDEA B BASIC-SLP CONSULTING	\$0	\$0	\$12,188	\$9,443	\$12,188	\$0	(\$12,188)
32-211-39-2150-5580-00 SPEC ED - SLP TRAVEL	\$3,000	\$2,453	\$3,000	\$1,269	\$3,000	\$3,000	\$0
32-211-39-2150-5610-00 SPEC ED - SLP SUPPLIES	\$4,000	\$3,795	\$3,000	\$2,753	\$3,000	\$3,000	\$0
32-211-39-2150-5810-00 SPEC ED - SLP DUES & FEES	\$1,500	\$788	\$2,000	\$1,043	\$1,000	\$1,000	\$0
TOTAL 2150 SPEECH SERVICES	\$229,309	\$324,449	\$356,089	\$450,052	\$438,174	\$466,210	\$28,036
32-211-39-2154-5290-00 IDEA B - SPEECH DENTAL INS	\$0	(\$41)	\$0	\$0	\$0	\$0	\$0
32-211-39-2154-5290-01 IDEA B - SPEECH DISABILITY INS	\$0	\$41	\$0	\$0	\$0	\$0	\$0
TOTAL 2154 SPEECH ED IDEA B SPEECH	\$0	\$0	\$0	\$0	\$0	\$0	\$0
32-211-39-2160-5110-00 SPEC ED - OT SALARIES	\$130,351	\$132,311	\$67,645	\$191,135	\$183,432	\$196,336	\$12,904
32-211-39-2160-5210-00 SPEC ED - OT HEALTH INS	\$8,827	\$21,292	\$0	\$35,423	\$38,443	\$50,770	\$12,327
32-211-39-2160-5211-00 SPEC ED - HRA	\$0	\$0	\$0	\$2,583	\$0	\$15,400	\$15,400
32-211-39-2160-5220-00 SPEC ED - OT EMPLOYER TAXES	\$9,972	\$9,866	\$28,389	\$14,055	\$14,033	\$15,020	\$987
32-211-39-2160-5230-00 SPEC ED - OT LIFE INS	\$200	\$66	\$0	\$520	\$447	\$970	\$523
32-211-39-2160-5240-00 SPEC ED - OT EMPER RETIREMENT	\$7,169	\$5,859	\$0	\$10,364	\$10,227	\$12,271	\$2,044
32-211-39-2160-5250-00 SPEC ED - OT WORKERS COMP	\$200	\$0	\$0	\$0	\$0	\$1,356	\$1,356
32-211-39-2160-5260-00 SPEC ED - OT UNEMPLOYMENT INS	\$300	\$896	\$0	\$0	\$0	\$1,356	\$1,356
32-211-39-2160-5290-00 SPEC ED - DISABILITY	\$0	\$0	\$0	\$0	\$0	\$511	\$511
32-211-39-2160-5270-00 SPEC ED - OT PROF DEV	\$0	\$1,482	\$0	\$0	\$0	\$3,000	(\$3,000)
32-211-39-2160-5290-00 SPEC ED - OT DENTAL INS	\$600	\$194	\$0	\$761	\$1,305	\$1,305	\$0
32-211-39-2160-5330-00 SPEC ED - OT CONTRACTED SERVICES	\$25,000	\$35,436	\$5,000	\$11,109	\$5,000	\$15,000	\$10,000
32-211-39-2160-5580-00 SPEC ED - OT TRAVEL	\$3,000	\$3,390	\$3,000	\$1,063	\$3,000	\$3,000	\$0
32-211-39-2160-5610-00 SPEC ED - OT SUPPLIES	\$3,000	\$3,044	\$20,000	\$1,446	\$2,000	\$2,000	\$0
32-211-39-2160-5730-00 SPEC ED - OT EQUIPMENT	\$0	\$0	\$0	\$0	\$0	\$0	\$0
TOTAL 2160 OCCUPATIONAL THERAPIST	\$188,619	\$213,836	\$124,034	\$268,460	\$263,887	\$318,295	\$54,408

White River Valley Supervisory Union
Special Education
FY21-22

	FY18-19 Budget	FY18-19 Actual	FY19-20 Revised	FY19-20 Actual	FY20-21 Approved	FY21-22 Proposed	DIFFERENCE
32-211-39-2190-5330-00 SPEC ED - OTHER SUPPORT SERV	\$0	\$0	\$36,250	\$0	\$32,875	\$10,000	(\$22,875)
TOTAL 2190 OTHER SUPORT SERV	\$0	\$0	\$36,250	\$0	\$32,875	\$10,000	(\$22,875)
32-211-39-2200-5270-00 SPEC ED - INSTRUCTIONAL STAFF TRAINING	\$30,000	\$9,841	\$40,000	\$37,218	\$46,500	\$36,000	(\$10,500)
TOTAL 2200 STAFF TRAINING/CURRICULUM	\$30,000	\$9,841	\$40,000	\$37,218	\$46,500	\$36,000	(\$10,500)
32-211-39-2420-5110-00 SPEC ED - ADMIN SALS	\$276,917	\$112,648	\$232,244	\$121,615	\$289,261	\$110,250	(\$179,011)
32-211-39-2420-5113-00 SPEC ED - SUPPORT SALS	\$0	\$68,038	\$0	\$71,849	\$0	\$98,739	\$98,739
32-211-39-2420-5210-00 SPEC ED - ADMIN HEALTH INS	\$50,633	\$35,252	\$0	\$31,626	\$45,000	\$46,057	\$1,057
32-211-39-2420-5211-00 SPEC ED-HRA OOP COST	\$38,800	\$26,611	\$42,228	\$38,931	\$0	\$10,500	\$10,500
32-211-39-2420-5211-01 SPEC ED - HRA ADMIN	\$2,264	\$0	\$0	\$357	\$0	\$370	\$370
32-211-39-2420-5220-00 SPEC ED - ADMIN EMPLOYER TAXES	\$21,184	\$13,355	\$51,746	\$14,202	\$52,000	\$15,988	(\$36,012)
32-211-39-2420-5230-00 SPEC ED - ADMIN LIFE INS	\$0	\$504	\$0	\$729	\$0	\$364	\$364
32-211-39-2420-5240-00 SPEC ED - ADMIN RETIREMENT CONTR	\$0	\$6,164	\$0	\$8,959	\$0	\$7,054	\$7,054
32-211-39-2420-5250-00 SPEC ED - ADMIN WORKERS COMP	\$0	\$0	\$0	\$0	\$0	\$1,442	\$1,442
32-211-39-2420-5260-00 SPEC ED - UNEMPLOYMENT	\$0	\$0	\$0	\$0	\$0	\$1,442	\$1,442
32-211-39-2420-5270-00 SPEC ED - ADMIN PROF DEV	\$0	\$6,022	\$0	\$2,802	\$6,000	\$6,000	\$0
32-211-39-2420-5290-00 SPEC ED - ADMIN DENTAL INS	\$0	\$1,145	\$0	\$1,930	\$1,350	\$1,305	(\$45)
32-211-39-2420-5300-00 SPEC ED - ADMIN CHILD FIND	\$1,000	\$315	\$500	\$323	\$500	\$500	\$0
32-211-39-2420-5330-00 SPEC ED - ADMIN CONTR SERVICES	\$4,000	\$3,254	\$4,000	\$7,920	\$7,000	\$7,000	\$0
32-211-39-2420-5360-00 SPEC ED - ADMIN LEGAL SERVICES	\$5,000	\$6,086	\$5,000	\$3,302	\$6,000	\$6,000	\$0
32-211-39-2420-5430-00 SPEC ED - ADMIN REPAIRS/MAINT	\$1,000	\$0	\$1,000	\$0	\$500	\$500	\$0
32-211-39-2420-5530-00 SPEC ED - ADMIN PHONE	\$2,000	\$581	\$1,000	\$623	\$1,000	\$1,000	\$0
32-211-39-2420-5580-00 SPEC ED ADMIN - MILEAGE	\$5,000	\$4,324	\$5,000	\$2,264	\$6,000	\$6,000	\$0
32-211-39-2420-5610-00 SPEC ED - ADMIN SUPPLIES	\$1,000	\$193	\$1,000	\$87	\$1,000	\$1,000	\$0
32-211-39-2420-5640-00 SPEC ED - ADMIN BOOKS & PERIODICALS	\$500	\$0	\$500	\$417	\$500	\$0	(\$500)
32-211-39-2420-5730-00 SPEC ED - EQUIPMENT	\$2,500	\$130	\$2,500	\$1,155	\$2,500	\$0	(\$2,500)
32-211-39-2420-5810-00 SPEC ED - DUES & FEES	\$3,500	\$1,575	\$2,500	\$800	\$2,000	\$2,000	\$0
TOTAL 2420 SPECIAL ED ADMINISTRATION	\$415,298	\$286,196	\$349,218	\$309,893	\$420,611	\$323,511	(\$97,100)
32-211-39-2500-5900-01 IDEA B - INDIRECT COST	\$0	\$0	\$5,000	\$4,216	\$5,000	\$5,000	\$0
TOTAL 2500 CENTRAL SERVICES	\$0	\$0	\$5,000	\$4,216	\$5,000	\$5,000	\$0
32-211-39-2700-5519-00 SPEC ED - CONTRACTED TRANSPORTATION	\$174,756	\$247,943	\$280,000	\$228,575	\$310,000	\$365,750	\$55,750
TOTAL 2700 STUDENT TRANSPORTATION	\$174,756	\$247,943	\$280,000	\$228,575	\$310,000	\$365,750	\$55,750
32-211-39-2711-5519-01 IDEA B - TRANSPORTATION	\$249,418	\$249,418	\$200,000	\$199,783	\$200,000	\$200,000	\$0
TOTAL 2711 TRANSPORTATION	\$249,418	\$249,418	\$200,000	\$199,783	\$200,000	\$200,000	\$0
32-211-39-5502-5818-00 IDEA B - INDIRECT RATE	\$0	\$0	\$0	\$0	\$0	\$0	\$0
TOTAL 5502 INDIRECT RATE TRANSFER	\$0	\$0	\$0	\$0	\$0	\$0	\$0
TOTAL WRV SU SPECIAL EDUCATION	\$7,011,124	\$7,237,868	\$7,391,384	\$7,390,608	\$8,040,137	\$8,110,750	\$70,613
							0.88%

White River Valley Supervisory Union
Special Education
FY21-22

	FY18-19 Budget	FY18-19 Actual	FY19-20 Revised	FY19-20 Actual	FY20-21 Approved	FY21-22 Proposed
SPECIAL EDUCATION REVENUE						
	FY18-19 Budget	FY18-19 Actual	FY19-20 Budget	FY19-20 Actual	FY21 Budget	FY22 Budget
	\$7,011,124	\$7,237,868	\$7,391,384	\$7,390,608	\$8,040,137	\$8,110,750
Expenditure Reimbursement (56.35% of Eligible)	\$ 2,883,797	\$ 1,274,153	\$ 3,128,669	\$ 2,976,618	\$ 3,409,197	\$ 3,346,172
Extra Ordinary Reimbursement (Excess of \$60,000/per student)	\$ -	\$ -	\$ -	\$ -	\$ -	\$ 340,110
Block Grant	\$ 746,543	\$ 746,543	\$ 610,956	\$ 610,956	\$ 627,923	\$ 632,342
Local Share Contribution of Block Grant	\$ 362,272	\$ 458,369	\$ 400,539	\$ 264,035	\$ 456,620	\$ 421,561
IDEA B Basic Flow Through	\$ 514,003	\$ 514,003	\$ 556,797	\$ 452,949	\$ 556,797	\$ 556,797
IDEA B Pre-School	\$ 12,193	\$ 12,193	\$ 13,585	\$ 7,730	\$ 13,585	\$ 13,585
EEE	\$ -	\$ -	\$ 143,632	\$ 143,632	\$ 143,632	\$ 136,311
IIEP Medicaid	\$ 30,000	\$ 30,000	\$ 35,000	\$ -	\$ 35,000	\$ 35,000
Admin Serv	\$ -	\$ -	\$ -	\$ 5,806	\$ -	\$ -
Prior Yr Adjustment	\$ -	\$ -	\$ -	\$ 6,167	\$ -	\$ -
TOTAL SU SPECIAL ED REVENUES	\$ 4,548,808	\$ 3,035,261	\$ 4,889,178	\$ 4,467,893	\$ 5,242,754	\$ 5,482,079
MEMBER TOWN ASSESSMENT	\$ 2,450,715	\$ 2,399,532	\$ 2,496,400	\$ 2,496,399	\$ 2,797,383	\$ 2,628,672
TOTAL	\$ 6,999,523	\$ 5,434,793	\$ 7,385,578	\$ 6,964,293	\$ 8,040,137	\$ 8,110,750
WRVSU SpEd Assessment Breakdown:						
EEE NET EXPENSE TO BE ASSESSED		\$ 144,750	\$	\$	\$ 199,048	\$ 35,519
REGULAR SPECIAL ED SERVICES NET EXPENSE TO BE ASSESSED		\$ 2,381,650	\$	\$	\$ 2,598,335	\$ 2,593,153
		\$ 2,526,400	\$ 2,496,400	\$	\$ 2,797,383	\$ 2,628,672
						\$ (168,712)

**Vermont Agency of Education
School Finance
2021-2022 School Year**

**The 2021-2022 Average Announced Tuition of Union Elementary Schools is \$15,513.00
The 2021-2022 Average Announced Tuition of Union 7th-12th Grade Schools is \$16,842.00**

Average Announced Tuition

16 V.S.A. § 823. Elementary tuition

(a) Tuition for elementary students shall be paid by the district in which the student is a resident. The district shall pay the full tuition charged its students attending a public elementary school. If a payment made to a public elementary school is three percent more or less than the calculated net cost per elementary pupil in the receiving school district for the year of attendance, the district shall be reimbursed, credited, or refunded pursuant to section 836 of this title. Notwithstanding the provisions of this subsection or of subsection 825(b) of this title, the boards of both the receiving and sending districts may enter into tuition agreements with terms differing from the provisions of those subsections, provided that the receiving district must offer identical terms to all sending districts, and further provided that the statutory provisions apply to any sending district that declines the offered terms.

(b) Unless the electorate of a school district authorizes payment of a higher amount at an annual or special meeting warned for the purpose, the tuition paid to an approved independent elementary school or an independent school meeting education quality standards shall not exceed the least of:

- (1) the average announced tuition of Vermont union elementary schools for the year of attendance;
- (2) the tuition charged by the approved independent school for the year of attendance; or
- (3) the average per-pupil tuition the district pays for its other resident elementary students in the year in which the student is enrolled in the approved independent school.

16 V.S.A. § 824. High school tuition

(a) Tuition for high school students shall be paid by the school district in which the student is a resident.

(b) Except as otherwise provided for technical students, the district shall pay the full tuition charged its students attending a public high school in Vermont or an adjoining state or a public or approved independent school in Vermont functioning as an approved area career technical center, or an independent school meeting education quality standards; provided:

(1) If a payment made to a public high school or an independent school meeting education quality standards is three percent more or less than the calculated net cost per secondary pupil in the receiving school district or independent school for the year of attendance then the district or school shall be reimbursed, credited, or refunded pursuant to section 836 of this title.

(2) Notwithstanding the provisions of this subsection or of subsection 825(b) of this title, the board of the receiving public school district, public or approved independent school functioning as an area career technical center, or independent school meeting education quality standards may enter into tuition agreements with the boards of sending districts that have terms differing from the provisions of those subsections, provided that the receiving district or school must offer identical terms to all sending districts, and further provided that the statutory provisions apply to any sending district that declines the offered terms.

(c) The district shall pay an amount not to exceed the average announced tuition of Vermont union high schools for the year of attendance for its students enrolled in an approved independent school not functioning as a Vermont area career technical center, or any higher amount approved by the electorate at an annual or special meeting warned for that purpose.

General Contact Phone Numbers

EMERGENCY FIRE & AMBULANCE	911
Need Assistance? Vermont 2-1-1	211
Ambulance & Fire (Hartford Dispatch Non-Emergency)	295-9425
Vermont State Police	234-9933
Fish & Wildlife Warden.....	234-9933
Windsor County Sheriff's Dept.	457-5211
Sharon Fire Station.....	763-7331
Sharon Town Garage.....	763-7194

Sharon Town Office (Offices remain closed to general public)..... 763-8268

Office hours 7AM – 4:30PM Mon-Thursdays; closed Fridays.

Town Clerk	Ext. 1
Listers.....	Ext. 2
Treasurer: by Appointment.....	Ext. 3
Selectboard Assistant	Ext. 4
Collector of Delinquent Taxes: No set hours. Call for Appointment	Ext. 5
Finance Manager.....	Ext. 8

Baxter Memorial Library	763-2875
Animal Control Officer (Selectboard as default ACO)	763-8268
Health Officer – Alexandre Bird.....	763-5236
Deputy Health Officer – Joe Ronan.....	763-2717
Fire Chief, Nathan Potter	802-299-6555
Forest Fire Warden, Dustin Potter	802-299-8715
Deputy Forest Fire Warden, Andrew Brackett	802-356-4328
Sharon Academy	763-2500
Sharon Elementary School.....	763-7425
Sharon Post Office	763-7637
Superintendent of Schools	763-3235

Notice of regularly scheduled Meetings Public Attendance is Welcome

Baxter Memorial Library-----	3 rd Thursdays at 6:00PM
Sharon Conservation Commission-----	2 nd Monday at 7:00PM
Sharon Energy Committee -----	4 th Monday at 5:30PM
Sharon Planning Commission -----	2 nd Tuesday at 7:00PM
Sharon Recreation Committee-----	3 rd Monday at 6:30PM
Sharon School Board -----	2 nd Tuesdays at 5:30PM; check S.E.S. website
Sharon Selectboard-----	1 st & 3 rd Monday at 6:30PM
Sharon Fire Department -----	last Tuesday at 7:00PM
Sharon COVID19 Incident Command -----	first Monday at 5:00PM

For the most current meeting information and agendas visit <https://sharonvt.net> or individual websites or Facebook pages for Baxter Library and Sharon Fire Dept.

Town of Sharon

P.O. Box 250
Sharon, VT 05065

PRSRTSTD
U.S. POSTAGE
PAID
SHARON VT
PERMIT NO 6.

Sharon School District

Australian ballot

Informational Meetings

Monday, April 29, 2021

Thursday, May 6, 2021

6:00PM

Via GOOGLE MEET



Town Australian ballot

Informational Meeting

Monday, May 3, 2021

6:30PM

Via ZOOM



VOTING

10AM – 7PM

Saturday, May 8, 2020

Sharon Town Offices