

TABLE OF CONTENTS

**AGENCY OF TRANSPORTATION
FY 2021 Governor's Recommend**

- 1 TABLE OF CONTENTS**
- 2 AGENCY OF TRANSPORTATION SUMMARY**
- 3 DEPT. OF MOTOR VEHICLES**
- 4 FINANCE & ADMINISTRATION**
- 5 PROGRAM DEVELOPMENT**
 - 5A** Paving
 - 5B** Interstate Bridges
 - 5C** State Highway Bridges
 - 5D** Roadway
 - 5E** Traffic & Safety
 - 5F** Park & Ride
 - 5G** Bike & Pedestrian Facilities
 - 5H** Transportation Alternatives
 - 5I** Multi-Modal Facilities
 - 5J** Program Development Administration
- 6 REST AREAS**
- 7 POLICY & PLANNING**
- 8 MAINTENANCE**
- 9 PUBLIC TRANSIT**
- 10 AVIATION**
- 11 RAIL**
- 12 CENTRAL GARAGE**
- 13 TRANSPORTATION BUILDINGS**
- 14 TH BRIDGES**
- 15 TH STRUCTURES**
- 16 TH CLASS 2 ROADWAY**
- 17 TH NON-FEDERAL DISASTERS**
- 18 TH FEDERAL DISASTERS**
- 19 TH AID**
- 20 TH CLASS 1 SUPPLEMENTAL GRANTS**
- 21 TH VERMONT LOCAL ROADS**
- 22 MUNICIPAL MITIGATION ASSISTANCE PROGRAM**
- 23 TH PUBLIC ASSISTANCE GRANTS**
- 24 TRANSPORTATION BOARD**
- 25 GLOSSARY & MISCELLANEOUS INFORMATION**
- 26 19 VSA § 10g REPORTS**

Joe Flynn, Secretary

Phone - (802) 476-2690

E-mail - joe.flynn@vermont.gov

	A	B	C	D	E	G	I	K
1		AGENCY OF TRANSPORTATION FY2021 Governor's Recommended Budget						
2								
3					LOCAL/ OTHER	INTERDEPT TRANSFERS	TIB FUNDS	INTERNAL SERVICE
4		TOTAL	STATE	FEDERAL				
5								
8	DEPT. OF MOTOR VEHICLES	34,393,224	32,900,015	1,345,934		147,275		
9								
10	FINANCE & ADMINISTRATION	16,115,839	15,244,639	871,200				
11								
12	PROGRAM DEVELOPMENT							
13	Paving	100,005,261	15,053,920	80,764,936			4,186,405	
14	Interstate Bridge	22,653,892	784,881	20,683,294			1,185,717	
15	State Highway Bridge	67,955,839	4,348,851	58,697,630			4,909,358	
16	Roadway	43,691,213	1,785,381	38,538,101	549,051		2,818,680	
17	Traffic & Safety (assumes \$500K TF CF assumption)	36,668,991	131,616	36,530,375	7,000			
18	Park & Ride	5,580,568	200,000	5,380,568				
19	Bike & Pedestrian Facilities (assumes \$143,250 TF CF)	13,300,970	1,219,746	12,081,224				
20	Transportation Alternatives	2,763,408		2,763,408				
21	Multi-Modal Facilities	0						
22	Program Development Administration	24,655,243	18,425,445	6,229,798				
23								
24	Total Program Development	317,275,385	41,949,840	261,669,334	556,051	0	13,100,160	
25								
28	REST AREAS	1,010,000	101,000	909,000				
29								
30	POLICY & PLANNING	11,586,696	3,039,596	8,529,250		17,850		
31								
32	MAINTENANCE	98,893,423	96,415,636	2,377,787		100,000		
33								
34	PUBLIC TRANSIT PROGRAM	36,852,845	8,264,557	28,548,288		40,000		
35								
36	AVIATION	9,847,098	4,871,674	4,975,424				
37								
38	RAIL	30,815,640	14,263,797	14,634,998		1,156,845	760,000	
39								
40	CENTRAL GARAGE	21,639,759						21,639,759
41								
42	TRANSPORTATION BUILDINGS	657,000	657,000					
43								
44	Total "VTrans" Programs	579,086,909	217,707,754	323,861,215	556,051	1,461,970	13,860,160	21,639,759
45								
46	TOWN HIGHWAY BRIDGES	11,073,351	791,327	8,856,841	388,726		1,036,457	
47								
48	TH STRUCTURES	6,333,500	6,333,500					
49								
50	TH CLASS 2 ROADWAY PROGRAM	7,648,750	7,648,750					
51								
52	TH - NONFEDERAL DISASTERS	1,150,000	1,150,000					
53								
54	TH - FEDERAL DISASTERS	180,000	20,000	160,000				
55								
56	TH AID PROGRAM	27,105,769	27,105,769					
57								
58	TH CLASS 1 SUPPLEMENTAL GRANTS	128,750	128,750					
59								
60	TH VERMONT LOCAL ROADS	408,965	108,965	300,000				
61								
62	MUNICIPAL MITIGATION ASSISTANCE PROGRAM	6,778,000	650,000	1,428,000	4,700,000			
63								
64	TH PUBLIC ASSISTANCE GRANTS	1,250,000	0	1,000,000	50,000	200,000		
65								
66	Total "Town Highway" Programs	62,057,085	43,937,061	11,744,841	5,138,726	200,000	1,036,457	
67								
68	TRANSPORTATION BOARD	185,750	185,750					
69								
70								
71	TOTAL PROGRAMS	641,329,744	261,830,565	335,606,056	5,694,777	1,661,970	14,896,617	21,639,759
72								

	A	B	C	D	E	G	I	K
1		AGENCY OF TRANSPORTATION						
2								
3		FY2020 As Passed with contingent funding						
4		TOTAL	STATE	FEDERAL	LOCAL/ OTHER	INTERDEPT TRANSFERS	TIB FUNDS	INTERNAL SERVICE
5								
8	DEPT. OF MOTOR VEHICLES	33,150,701	31,657,492	1,345,934		147,275		
9								
10	FINANCE & ADMINISTRATION	15,497,069	14,625,869	871,200				
11								
12	PROGRAM DEVELOPMENT							
13	Paving (assumes \$500,000 TF carryforward)	100,682,429	14,012,199	83,163,330			3,506,900	
14	Interstate Bridge	30,831,313	663,506	27,808,182			2,359,625	
15	State Highway Bridge	54,100,006	4,542,292	46,480,724			3,076,990	
16	Roadway (assumes \$500,000 TF carryforward)	48,779,614	2,040,621	43,644,507	202,429		2,892,057	
17	Traffic & Safety (assumes \$515,000 TF carryforward)	20,925,379	346,245	20,579,134				
18	Park & Ride	2,651,588	300,000	2,351,588				
19	Bike & Pedestrian Facilities	13,040,923	1,448,806	11,592,117				
20	Transportation Alternatives	3,268,618		3,268,618				
21	Multi-Modal Facilities	0						
22	Program Development Administration	24,117,481	17,695,893	6,229,798		191,790		
23								
24	Total Program Development	298,397,351	41,049,562	245,117,998	202,429	191,790	11,835,572	
25								
28	REST AREAS	679,706	99,280	580,426				
29								
30	POLICY & PLANNING	11,192,221	2,921,480	8,238,741		32,000		
31								
32	MAINTENANCE	94,013,939	91,136,152	2,777,787		100,000		
33								
34	PUBLIC TRANSIT PROGRAM	33,824,399	8,056,111	25,768,288				
35								
36	AVIATION	9,244,636	4,749,136	4,495,500				
37								
38	RAIL (assumes \$541,075 TF carryforward)	34,935,351	18,237,032	15,019,569		918,750	760,000	
39								
40	CENTRAL GARAGE	20,112,038						20,112,038
41								
42	TRANSPORTATION BUILDINGS	907,746	907,746					
43								
44	Total "VTrans" Programs	551,955,157	213,439,860	304,215,443	202,429	1,389,815	12,595,572	20,112,038
45								
46	TOWN HIGHWAY BRIDGES	13,833,851	1,304,648	10,887,721	939,667		701,815	
47								
48	TH STRUCTURES	6,333,500	6,333,500					
49								
50	TH CLASS 2 ROADWAY PROGRAM	7,648,750	7,648,750					
51								
52	TH - NONFEDERAL DISASTERS	1,150,000	1,150,000					
53								
54	TH - FEDERAL DISASTERS	180,000	20,000	160,000				
55								
56	TH AID PROGRAM	26,663,161	26,663,161					
57								
58	TH CLASS 1 SUPPLEMENTAL GRANTS	128,750	128,750					
59								
60	TH VERMONT LOCAL ROADS	406,307	106,307	300,000				
61								
62	MUNICIPAL MITIGATION ASSISTANCE PROGRAM	3,098,000	900,000	1,428,000	770,000			
63								
64	TH PUBLIC ASSISTANCE GRANTS	4,140,000	100,000	3,000,000	640,000	400,000		
65								
66	Total "Town Highway" Programs	63,582,319	44,355,116	15,775,721	2,349,667	400,000	701,815	
67								
68	TRANSPORTATION BOARD	282,191	282,191					
69								
70								
71	TOTAL PROGRAMS	615,819,667	258,077,167	319,991,164	2,552,096	1,789,815	13,297,387	20,112,038
72								
73								

	A	C	D	E	F
1		TOTAL BUDGET COMPARISON FY20 AS PASSED vs FY21 GOVREC			
2					
3		FY2020	FY2021	CHANGE	CHANGE
4		AS PASSED	GOV REC	INC/(DEC)	%
8	DEPT. OF MOTOR VEHICLES	33,150,701	34,393,224	1,242,523	3.7%
10	FINANCE & ADMINISTRATION	15,497,069	16,115,839	618,770	4.0%
12	PROGRAM DEVELOPMENT				
13	Paving	100,682,429	100,005,261	(677,168)	-0.7%
14	Interstate Bridge	30,831,313	22,653,892	(8,177,421)	-26.5%
15	State Highway Bridge	54,100,006	67,955,839	13,855,833	25.6%
16	Roadway	48,779,614	43,691,213	(5,088,401)	-10.4%
17	Traffic & Safety	20,925,379	36,668,991	15,743,612	75.2%
18	Park & Ride	2,651,588	5,580,568	2,928,980	110.5%
19	Bike & Pedestrian Facilities	13,040,923	13,300,970	260,047	2.0%
20	Transportation Alternatives	3,268,618	2,763,408	(505,210)	-15.5%
21	Multi-Modal Facilities	0	0	0	#DIV/0!
22	Program Development Administration	24,117,481	24,655,243	537,762	2.2%
24	Total Program Development	298,397,351	317,275,385	18,878,034	6.3%
28	REST AREAS	679,706	1,010,000	330,294	48.6%
30	POLICY & PLANNING	11,192,221	11,586,696	394,475	3.5%
32	MAINTENANCE	94,013,939	98,893,423	4,879,484	5.2%
34	PUBLIC TRANSIT PROGRAM	33,824,399	36,852,845	3,028,446	9.0%
36	AVIATION	9,244,636	9,847,098	602,462	6.5%
38	RAIL	34,935,351	30,815,640	(4,119,711)	-11.8%
40	CENTRAL GARAGE	20,112,038	21,639,759	1,527,721	7.6%
42	TRANSPORTATION BUILDINGS	907,746	657,000	(250,746)	-27.6%
44	Total "VTrans" Programs	551,955,157	579,086,909	27,131,752	4.9%
46	TOWN HIGHWAY BRIDGES	13,833,851	11,073,351	(2,760,500)	-20.0%
48	TH STRUCTURES	6,333,500	6,333,500	0	0.0%
50	TH CLASS 2 ROADWAY PROGRAM	7,648,750	7,648,750	0	0.0%
52	TH - NONFEDERAL DISASTERS	1,150,000	1,150,000	0	0.0%
54	TH - FEDERAL DISASTERS	180,000	180,000	0	0.0%
56	TH AID PROGRAM	26,663,161	27,105,769	442,608	1.7%
58	TH CLASS 1 SUPPLEMENTAL GRANTS	128,750	128,750	0	0.0%
60	TH VERMONT LOCAL ROADS	406,307	408,965	2,658	0.7%
62	MUNICIPAL MITIGATION ASSISTANCE PROGRAM	3,098,000	6,778,000	3,680,000	118.8%
64	TH PUBLIC ASSISTANCE GRANTS	4,140,000	1,250,000	(2,890,000)	-69.8%
66	Total "Town Highway" Programs	63,582,319	62,057,085	(1,525,234)	-2.4%
68	TRANSPORTATION BOARD	282,191	185,750	(96,441)	-34.2%
71	TOTAL PROGRAMS	615,819,667	641,329,744	25,510,077	4.1%

FY2019 Transportation Carry Forward Plan

Respectfully submitted by VTrans via Jason Aronowitz for the review and approval of Adam Greshin, Commissioner of Finance & Management

18-Jul-19

Fund	Descr	Dept	Appropriation	Budget Amt	Expended Amt	Available Amt (minus=balance)	Appropriation Reduction (to balance)	Net Sec.79 Act 6	
								Carryforward Request (minus = balance)	Proposed use
20105	Transp Fund - Nondedicated	8100000100	Finance & Administration	-13,047,630.21	13,046,026.43	-1,603.78	(1,603.78)	0.00	
20105	Transp Fund - Nondedicated	8100000200	Aviation	-4,981,585.84	4,784,566.72	-197,019.12	0.00	(197,019.12)	Ongoing projects
20105	Transp Fund - Nondedicated	8100000300	Town Highway Structures	-13,717,490.87	6,857,264.52	-6,860,226.35	0.00	(6,860,226.35)	Grant commitments
20105	Transp Fund - Nondedicated	8100000700	Transportation Buildings	-1,958,190.78	1,817,597.46	-140,593.32	0.00	(140,593.32)	Ongoing projects
20105	Transp Fund - Nondedicated	8100000800	Transportation Board	-237,042.79	224,301.91	-12,740.88	(12,740.88)	0.00	
20105	Transp Fund - Nondedicated	8100001000	TH State Aid Federal Disasters	-128,436.83	29,467.36	-98,969.47	0.00	(98,969.47)	Grant commitments
20105	Transp Fund - Nondedicated	8100001100	Program Development	-45,534,133.39	42,908,949.04	-2,625,184.35	(1,449,278.12)	(1,175,906.23)	Ongoing projects - covers carryforward assumption
20105	Transp Fund - Nondedicated	8100001400	TH State Aid Non-Federal Disasters	-1,893,286.68	1,074,702.49	-818,584.19	0.00	(818,584.19)	Grant commitments
20105	Transp Fund - Nondedicated	8100001700	Rest Areas	-114,772.74	61,146.30	-53,626.44	(53,626.44)	0.00	
20105	Transp Fund - Nondedicated	8100001900	VT Local Roads	-75,802.47	57,178.07	-18,624.40	(18,624.40)	0.00	
20105	Transp Fund - Nondedicated	8100002000	Maintenance	-92,949,735.73	91,946,921.95	-1,002,813.78	0.00	(1,002,813.78)	Winter maintenance
20105	Transp Fund - Nondedicated	8100002100	DMV	-32,307,808.19	28,919,989.78	-3,387,818.41	0.00	(3,387,818.41)	Dedicated to ongoing IT project costs
20105	Transp Fund - Nondedicated	8100002200	Policy & Planning	-2,818,639.45	2,818,462.64	-176.81	(176.81)	0.00	
20105	Transp Fund - Nondedicated	8100002300	Rail	-17,709,792.10	13,048,899.40	-4,660,892.70	(1,450,000.00)	(3,210,892.70)	Ongoing projects
20105	Transp Fund - Nondedicated	8100002600	Town Highway Class 2	-9,229,493.78	6,854,138.50	-2,375,355.28	0.00	(2,375,355.28)	Grant commitments
20105	Transp Fund - Nondedicated	8100002800	Town Highway Bridge	-1,419,058.65	1,352,176.59	-66,882.06	(66,882.06)	0.00	
20105	Transp Fund - Nondedicated	8100003000	Town Highway Aid	-25,982,744.00	25,982,744.00	0.00	0.00	0.00	
20105	Transp Fund - Nondedicated	8100003100	Town Highway Class 1 Supplemental	-128,750.00	128,750.00	0.00	0.00	0.00	
20105	Transp Fund - Nondedicated	8100005500	Public Assistance Program	-156,162.67	13,737.51	-142,425.16	0.00	(142,425.16)	Grant commitments
20105	Transp Fund - Nondedicated	8100005700	Public Transit	-7,929,148.08	7,480,849.58	-448,298.50	0.00	(448,298.50)	Grant commitments
20105	Transp Fund - Nondedicated	8100005800	Municipal Mitigation Assistance Program	-2,378,174.15	1,425,641.91	-952,532.24	0.00	(952,532.24)	Grant commitments
20105 Total								(20,811,434.75)	
20191	TR Infrastructure Bond Fund	8100001100	Program Development	-13,085,624.16	10,208,770.78	-2,876,853.38	0.00	(2,876,853.38)	Ongoing projects
20191	TR Infrastructure Bond Fund	8100001700	Rest Areas	-13,919.61	0.00	-13,919.61	0.00	(13,919.61)	Ongoing projects
20191	TR Infrastructure Bond Fund	8100002300	Rail	-2,055,106.54	652,627.02	-1,402,479.52	0.00	(1,402,479.52)	Ongoing projects
20191	TR Infrastructure Bond Fund	8100002800	Town Highway Bridge	-814,317.68	3,259.36	-811,058.32	0.00	(811,058.32)	Ongoing projects
20191 Total								(5,104,310.83)	Ongoing projects
21932	Clean Water Fund	8100005800	Municipal Mitigation Assistance Program	-976,419.09	682,669.10	-293,749.99	0.00	(293,749.99)	
21932 Total								(293,749.99)	
32100	Transportation Projects Fund	8100991701	Special - Clean Water Bonds	-1,151,839.14	84,895.83	-1,066,943.31	0.00	(1,066,943.31)	Grant commitments
32100	Transportation Projects Fund	8100991801	Special - Clean Water Bonds	-358,139.00	0.00	-358,139.00	0.00	(358,139.00)	Grant commitments
32100	Transportation Projects Fund	8100991802	Special - Clean Water Bonds	-2,037,730.00	421,788.11	-1,615,941.89	0.00	(1,615,941.89)	Grant commitments
32100 Total								(3,041,024.20)	
Grand Total								(29,250,519.77)	
Net TF appropriation reductions							(3,052,932.49)		
Estimated TF revenues shortfall							3,052,932.49		

TIB fund has surplus balance of \$319,745.51.

FY 2019

**AGENCY OF TRANSPORTATION
FY 2019 - EXPENDED**

	FY 2019 TOTAL	STATE	TIB	FEDERAL	FEDERAL ARRA	LOCAL OTHER	TIB BONDS	INTERNAL SERVICE
DEPT. OF MOTOR VEHICLES	30,367,604	28,919,990		1,317,974		129,640		
FINANCE & ADMINISTRATION	13,943,769	13,046,026		346,343		551,400		
PROGRAM DEVELOPMENT								
Paving	92,809,203	16,020,702	529,477	76,180,134		78,891		
Interstate Bridge	22,869,220	750,842	1,894,513	20,220,302		3,564		
State Highway Bridge	56,279,806	4,424,988	4,321,830	46,815,917		717,071		
Roadway	38,035,983	1,664,181	3,462,951	32,791,046		117,806		
Traffic & Safety	22,050,985	610,093		21,306,010		134,882		
Park & Ride	1,588,012	27,200		1,560,812				
Bike & Pedestrian Facilities	5,897,953	761,708		5,032,056		104,189		
Transportation Alternatives	1,181,391	43,268		1,138,123				
Multi-Modal Facilities	518,693	1,127		517,566				
Program Development Administration	23,185,241	18,604,841		4,389,306		191,094		
Total Program Development	264,416,489	42,908,949	10,208,771	209,951,272	0	1,347,497	0	
BRIDGE MAINTENANCE PROGRAM	0							
REST AREAS	611,415	61,146		550,269				
POLICY & PLANNING	10,384,175	2,818,463		7,509,560		56,152		
MAINTENANCE	94,238,195	91,946,922		1,960,021		331,252		
PUBLIC TRANSIT	28,356,882	7,480,850		20,871,549		4,484		
AVIATION	12,168,979	4,784,567		7,384,412				
RAIL	17,351,800	13,048,899	652,627	3,650,274				
CENTRAL GARAGE	20,867,276							20,867,276
TRANSPORTATION BUILDINGS	1,817,597	1,817,597						
Total "VTrans" Programs	494,524,182	206,833,409	10,861,398	253,541,673	0	2,420,425	0	20,867,276
TOWN HIGHWAY BRIDGES	8,903,780	1,352,177	3,259	7,072,814		475,530		
TH STRUCTURES	6,857,265	6,857,265						
TH CLASS 2 ROADWAY PROGRAM	6,854,139	6,854,139						
TH STATE AID NON-FEDERAL DISASTERS	1,074,702	1,074,702						
TH STATE AID FEDERAL DISASTERS	973,804	29,467		944,337				
TH AID	25,982,744	25,982,744						
TH CLASS 1 SUPPLEMENTAL GRANTS	128,750	128,750						
TH VERMONT LOCAL ROADS	374,662	57,178		317,484				
MUNICIPAL MITIGATION ASSISTANCE PROGRAM	2,647,216	1,425,642		520,241		701,333		
TH PUBLIC ASSISTANCE GRANTS	7,900,606	13,738		6,516,360		1,370,509		
Total "Town Highway" Programs	61,697,667	43,775,801	3,259	15,371,235	0	2,547,371	0	0
VT TRANS. AUTHORITY	0							
TRANSPORTATION BOARD	224,302	224,302						
TOTAL VTRANS	556,446,151	250,833,512	10,864,657	268,912,909	0	4,967,797	0	20,867,276

**Wanda Minoli, Commissioner
Department of Motor Vehicles**

Phone - (802) 828-2011

E-mail - wanda.minoli@vermont.gov

Agency of Transportation

Department of Motor Vehicles

Fiscal Year 2021 Appropriation Summary by Major Object

DeptID: 8100002100

MAJOR OBJECT	FY19 Actuals	FY20 Appropriated	FY20 Estimated Expenditure	FY21 Request	FY22 Projected	FY23 Projected	FY24 Projected
Personal Services	20,347,554	21,561,929	21,561,929	22,431,670	22,992,462	23,567,273	24,156,455
Operating Expenses	10,020,050	11,588,772	11,588,772	11,961,554	12,260,593	12,567,108	12,881,285
Grants	0	0	0	0	0	0	0
Total	30,367,604	33,150,701	33,150,701	34,393,224	35,253,055	36,134,381	37,037,740
Transportation Fund	28,919,990	31,657,492	31,657,492	32,900,015	33,722,515	34,565,578	35,429,718
Federal Revenue Fund	1,317,974	1,345,934	1,345,934	1,345,934	1,379,582	1,414,072	1,449,424
Interdepart. Transfer	129,640	147,275	147,275	147,275	150,957	154,731	158,599
Total	30,367,604	33,150,701	33,150,701	34,393,224	35,253,055	36,134,381	37,037,740

**Wayne Gammell, Division Director
Finance & Administration**

Phone - (802) 505-6756

E-mail - wayne.gammell@vermont.gov

**Agency of Transportation
Finance and Administration**

Fiscal Year 2021 Appropriation Summary by Major Object

DeptID: **8100000100**

MAJOR OBJECT	FY19 Actuals	FY20 Appropriated	FY20 Estimated Expenditure	FY21 Request	FY22 Projected	FY23 Projected	FY24 Projected
Personal Services	11,731,979	12,516,791	12,516,791	12,868,777	13,190,496	13,520,259	13,858,265
Operating Expenses	2,211,790	2,925,278	2,925,278	3,192,062	3,271,864	3,353,660	3,437,502
Grants	0	55,000	55,000	55,000	56,375	57,784	59,229
Total	13,943,769	15,497,069	15,497,069	16,115,839	16,518,735	16,931,703	17,354,996
Transportation Fund	13,046,026	14,625,869	14,625,869	15,244,639	15,625,755	16,016,399	16,416,809
Federal Revenue Fund	346,343	871,200	871,200	871,200	892,980	915,305	938,187
Inter Unit Fund	551,400	0	0	0	0	0	0
Total	13,943,769	15,497,069	15,497,069	16,115,839	16,518,735	16,931,703	17,354,996

**Wayne Symonds, Division Director
Highways Division**

Phone - (802) 279-8745

E-mail - wayne.symonds@vermont.gov

**Jesse Devlin, Program Manager
Highway Safety & Design
Paving**

Phone - (802) 793-0182

E-mail - jesse.devlin@vermont.gov

Paving

Paving continues to be one of the Agency's primary focus areas and is recognized as a key program for ensuring a safe and reliable transportation system.

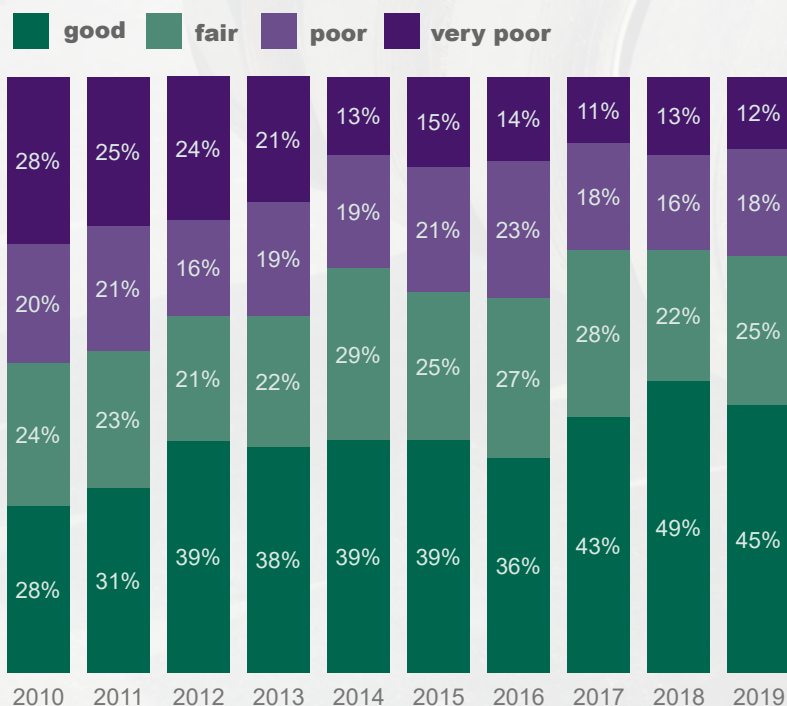
The Paving Program is funded at approximately **\$100 million in FY21**, which will continue to support efforts to reduce the amount of poor and very poor highway mileage while providing funding for preventative maintenance treatments that will improve or maintain highway segments in good or fair condition.

39 Construction Projects

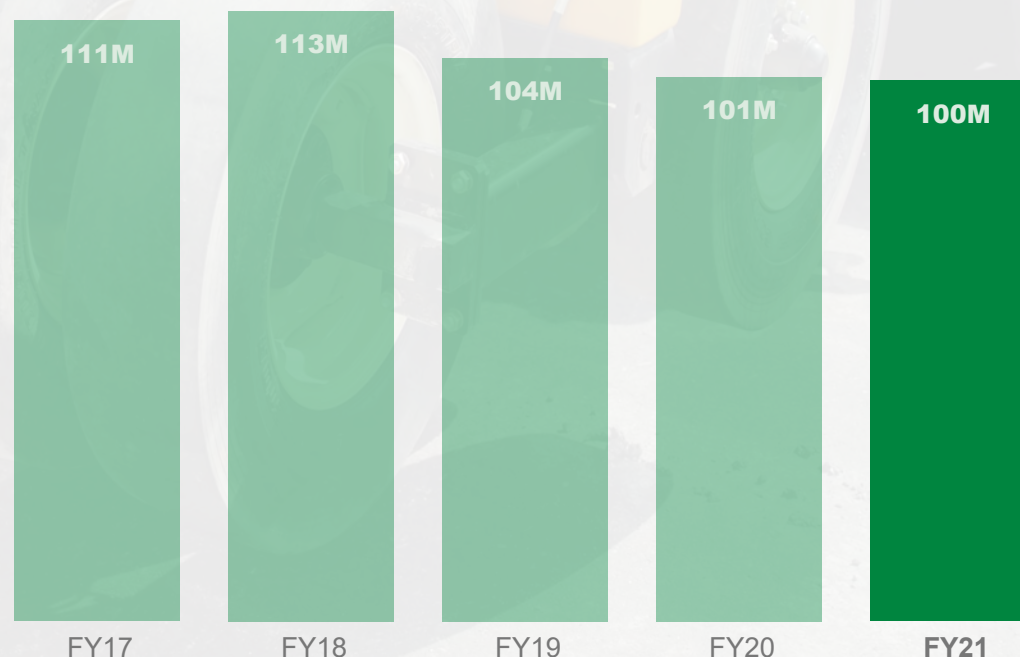
**200+ Miles of
of Paving**

**70% of the Network is in
Fair or Better Condition**

Unweighted Pavement Condition Distribution



Spending by Fiscal Year (\$, Millions)





<div>Paving</div> <div>FY 2021 GOVERNOR'S RECOMMEND - TRANSPORTATION PROGRAM</div>											
PROJECT	DESCRIPTION	OTHER	PE	ROW	CONST	TOTAL	T FUND	TIB/TIB Bond	FEDERAL	LOCAL	TOTAL
BARRE CITY STP 2961(3)	Install X-ing warning system		\$45,255	\$30,000		\$75,255	\$7,526	\$0	\$67,730	\$0	\$75,255
BARRE TOWN-ORANGE STP PS23 (1)	Resurface US302		\$25,000			\$25,000	\$4,730	\$0	\$20,270	\$0	\$25,000
BRANDON STP PC19 (7)	Class I resurfacing		\$62,078		\$100,000	\$162,078	\$30,665	\$0	\$131,413	\$0	\$162,078
BRATTLEBORO-NEWFANE STP 2940 (1)	RESURFACE VT30		\$50,000			\$50,000	\$9,460	\$0	\$40,540	\$0	\$50,000
BRISTOL STP PC20 (2)	Resurface Class I				\$1,314,186	\$1,314,186	\$248,644	\$0	\$1,065,542	\$0	\$1,314,186
BROOKFIELD-MONTPELIER IM SURF(67)	Resurface I-89 SB		\$50,000			\$50,000	\$5,000	\$0	\$45,000	\$0	\$50,000
BURLINGTON NH PC21(1)	Repair Class I concrete		\$124,871		\$250,000	\$374,871	\$70,926	\$0	\$303,945	\$0	\$374,871
BURLINGTON NH PC22(1)	Resurface Class I routes		\$114,678			\$114,678	\$21,697	\$0	\$92,981	\$0	\$114,678
BURLINGTON-SOUTH BURLINGTON IM 189-3(77)	Repair concrete on ramps		\$39,638		\$250,000	\$289,638	\$28,964	\$0	\$260,674	\$0	\$289,638
BURLINGTON-SOUTH BURLINGTON IM 189-3(78)	Resurface I-189				\$1,811,873	\$1,811,873	\$181,187	\$0	\$1,630,686	\$0	\$1,811,873
CAMBRIDGE STP PS24(6)	Resurface VT108		\$50,000			\$50,000	\$9,460	\$0	\$40,540	\$0	\$50,000
CAMBRIDGE-JOHNSON STP 2925 (1)	RESURFACE VT15		\$25,000			\$25,000	\$4,730	\$0	\$20,270	\$0	\$25,000
CASTLETON STP PC25(1)	Resurface Class I - VT4A						\$0	\$0	\$0	\$0	
CAVENDISH-WEATHERSFIELD ER STP 0146(14)	REHAB VT131 - IRENE DAMAGE				\$6,011,121	\$6,011,121	\$0	\$1,137,304	\$4,873,817	\$0	\$6,011,121
CHARLOTTE-SOUTH BURLINGTON NH PS22(2)	Resurface US7		\$100,000			\$100,000	\$18,920	\$0	\$81,080	\$0	\$100,000
CHELSEA-THETFORD STP 2955 (1)	Resurface VT113		\$73,648		\$1,000,000	\$1,073,648	\$203,134	\$0	\$870,514	\$0	\$1,073,648
CHESTER-SPRINGFIELD STP 2942(1)	RESURFACE VT10		\$2,007		\$200,000	\$202,007	\$38,220	\$0	\$163,787	\$0	\$202,007
CHESTER-SPRINGFIELD STP PS19(4)	Resurface VT11		\$10,300		\$300,000	\$310,300	\$58,709	\$0	\$251,591	\$0	\$310,300
CRAFTSBURY-IRASBURG STP FPAV (32)	Resurface VT14		\$12,892			\$12,892	\$2,439	\$0	\$10,453	\$0	\$12,892

<div>Paving</div> <div>FY 2021 GOVERNOR'S RECOMMEND - TRANSPORTATION PROGRAM</div>											
PROJECT	DESCRIPTION	OTHER	PE	ROW	CONST	TOTAL	T FUND	TIB/TIB Bond	FEDERAL	LOCAL	TOTAL
EAST MONTPELIER-HARDWICK STP PS24 (5)	Resurface VT14		\$50,000			\$50,000	\$9,460	\$0	\$40,540	\$0	\$50,000
EAST MONTPLIER-MARSHFIELD NH PS22(1)	Resurface US2		\$50,000			\$50,000	\$9,460	\$0	\$40,540	\$0	\$50,000
EDEN STP FPAV(29)	Resurface VT118		\$3,632			\$3,632	\$687	\$0	\$2,945	\$0	\$3,632
FAIR HAVEN STP PC19(2)	Class I resurfacing				\$1,192,015	\$1,192,015	\$225,529	\$0	\$966,486	\$0	\$1,192,015
FAIR HAVEN STP PC25(2)	Resurface Class I - VT4A						\$0	\$0	\$0	\$0	
FAIR HAVEN-RUTLAND TOWN NH SURF(64)	Resurface US4 EB & WB				\$7,296,384	\$7,296,384	\$1,380,476	\$0	\$5,915,908	\$0	\$7,296,384
FAYSTON STP FPAV (33)	Resurface VT17		\$2,490			\$2,490	\$471	\$0	\$2,019	\$0	\$2,490
GROTON-NEWBURY STP PS19(2)	Resurface US302		\$100,929		\$500,000	\$600,929	\$113,696	\$0	\$487,233	\$0	\$600,929
GROTON-PEACHAM STP FPAV(35)	Resurface VT232		\$4,780			\$4,780	\$904	\$0	\$3,876	\$0	\$4,780
HARDWICK STP PC23(1)	Resurface Class I's		\$25,000			\$25,000	\$4,730	\$0	\$20,270	\$0	\$25,000
HARTFORD NH PS24 (3)	Resurface US5		\$50,000			\$50,000	\$9,460	\$0	\$40,540	\$0	\$50,000
HARTFORD STP PC21(4)	Resurface Class I routes		\$100,000		\$300,000	\$400,000	\$75,680	\$0	\$324,320	\$0	\$400,000
HARTFORD STP PS24(2)	Resurface US5		\$25,000			\$25,000	\$4,730	\$0	\$20,270	\$0	\$25,000
HARTFORD-SHARON IM SURF(65)	Resurface I-89 NB		\$50,000			\$50,000	\$5,000	\$0	\$45,000	\$0	\$50,000
HARTFORD-SHARON IM SURF(66)	Resurface I-89 SB		\$50,000			\$50,000	\$5,000	\$0	\$45,000	\$0	\$50,000
JOHNSON-MORRISTOWN STP 2919(1)	RESURFACE VT15		\$46,836		\$2,000,000	\$2,046,836	\$387,261	\$0	\$1,659,575	\$0	\$2,046,836
KILLINGTON-STOCKBRIDGE ER STP 022-1(25)	REHAB VT100 - IRENE DAMAGE		\$61,550	\$15,000		\$76,550	\$14,483	\$0	\$62,067	\$0	\$76,550
LONDONDERRY-CHESTER STP PS19 (10)	Resurface VT11				\$13,582,141	\$13,582,141	\$0	\$2,569,741	\$11,012,400	\$0	\$13,582,141
LUDLOW NH PC25(4)	Resurface Class I - VT103						\$0	\$0	\$0	\$0	
LUDLOW STP PC25 (3)	Resurface Class I - VT100						\$0	\$0	\$0	\$0	
MANCHESTER-DORSET STP PS19(9)	Resurface VT30				\$3,751,733	\$3,751,733	\$709,828	\$0	\$3,041,905	\$0	\$3,751,733

<p><i>Paving</i></p> <p>FY 2021 GOVERNOR'S RECOMMEND - TRANSPORTATION PROGRAM</p>											
PROJECT	DESCRIPTION	OTHER	PE	ROW	CONST	TOTAL	T FUND	TIB/TIB Bond	FEDERAL	LOCAL	TOTAL
MIDDLEBURY NH PC20(4)	Resurface US7 - Class I		\$72,693		\$400,000	\$472,693	\$89,434	\$0	\$383,259	\$0	\$472,693
MIDDLEBURY STP PC20(3)	Resurface Class I routes		\$86,322		\$400,000	\$486,322	\$92,012	\$0	\$394,310	\$0	\$486,322
MIDDLESEX-WORCESTER STP PS24(4)	Resurface VT12		\$25,000			\$25,000	\$4,730	\$0	\$20,270	\$0	\$25,000
MONTPELIER NH PC24(2)	Resurface Class I US2		\$25,000			\$25,000	\$4,730	\$0	\$20,270	\$0	\$25,000
MONTPELIER STP 2950(2)	Improve crossing on Main St.						\$0	\$0	\$0	\$0	
MONTPELIER STP PC24(3)	Resurface Class I US302		\$25,000			\$25,000	\$4,730	\$0	\$20,270	\$0	\$25,000
MORETOWN STP PS20(1)	Resurface VT100B by District				\$2,037,969	\$2,037,969	\$385,584	\$0	\$1,652,385	\$0	\$2,037,969
MORRISTOWN STP 2920(1)	RESURFACE VT15A		\$63,668		\$120,000	\$183,668	\$34,750	\$0	\$148,918	\$0	\$183,668
NEW HAVEN-BRISTOL STP PS19 (8)	Resurface VT17				\$1,346,357	\$1,346,357	\$254,731	\$0	\$1,091,626	\$0	\$1,346,357
NORTHFIELD-BERLIN STP PS24(1)	Resurface VT12		\$25,000			\$25,000	\$4,730	\$0	\$20,270	\$0	\$25,000
NORWICH-THETFORD STP FPAV(30)	Resurface US5		\$14,811			\$14,811	\$2,802	\$0	\$12,009	\$0	\$14,811
PLAINFIELD-DANVILLE NH PS19 (1)	Resurface US2		\$50,000			\$50,000	\$9,460	\$0	\$40,540	\$0	\$50,000
RICHFORD-JAY STP 2914(1)	RESURFACE VT105		\$267,419		\$1,500,000	\$1,767,419	\$334,396	\$0	\$1,433,023	\$0	\$1,767,419
RICHMOND-BOLTON STP 2924(1)	RESURFACE US2		\$200,000			\$200,000	\$37,840	\$0	\$162,160	\$0	\$200,000
RICHMOND-COLCHESTER IM SURF(63)	Resurface I-89 NB & SB				\$7,727,833	\$7,727,833	\$772,783	\$0	\$6,955,050	\$0	\$7,727,833
RUTLAND CITY NH PC24(1)	Resurface Class I's		\$25,000			\$25,000	\$4,730	\$0	\$20,270	\$0	\$25,000
SHARON-BETHEL IM 089-1(66)	Resurface I-89				\$7,997,282	\$7,997,282	\$1,033,726	\$479,360	\$6,484,196	\$0	\$7,997,282
SPRINGFIELD STP PS19(5)	Resurface VT106		\$40,220		\$300,000	\$340,220	\$64,370	\$0	\$275,850	\$0	\$340,220
ST. ALBANS-SHELDON STP 2941 (1)	RESURFACE VT105		\$25,000			\$25,000	\$4,730	\$0	\$20,270	\$0	\$25,000
STATEWIDE	PROJECTS TO BE IDENTIFIED		\$600,000			\$600,000	\$113,520	\$0	\$486,480	\$0	\$600,000

<p style="text-align: center;"><i>Paving</i></p> <p style="text-align: center;">FY 2021 GOVERNOR'S RECOMMEND - TRANSPORTATION PROGRAM</p>											
PROJECT	DESCRIPTION	OTHER	PE	ROW	CONST	TOTAL	T FUND	TIB/TIB Bond	FEDERAL	LOCAL	TOTAL
STATEWIDE	Federal paving		\$150,000			\$150,000	\$28,380	\$0	\$121,620	\$0	\$150,000
STATEWIDE	Preventive maintenance TBI		\$150,000			\$150,000	\$28,380	\$0	\$121,620	\$0	\$150,000
STATEWIDE	Pavement analysis TBI		\$100,000			\$100,000	\$18,920	\$0	\$81,080	\$0	\$100,000
STATEWIDE Class 1 Paving	Future Class I paving		\$100,000			\$100,000	\$18,920	\$0	\$81,080	\$0	\$100,000
STATEWIDE Crackseal TBI	Crackseal projects TBI		\$50,000		\$750,000	\$800,000	\$151,360	\$0	\$648,640	\$0	\$800,000
STATEWIDE District Culvert TBI	Culvert projects TBI				\$250,000	\$250,000	\$250,000	\$0	\$0	\$0	\$250,000
STATEWIDE STP FWD(14)	FWD testing, coring, etc.						\$0	\$0	\$0	\$0	
STATEWIDE STP FWD(15)	FWD testing, coring, etc.						\$0	\$0	\$0	\$0	
STATEWIDE STP PAVE()	STP PROJECTS TO BE IDENTIFIED		\$700,000			\$700,000	\$132,440	\$0	\$567,560	\$0	\$700,000
STATEWIDE - NORTHERN REGION STP CRAK(37)	Crack sealing - north						\$0	\$0	\$0	\$0	
STATEWIDE - SOUTHERN REGION STP CRAK(38)	Crack sealing - south						\$0	\$0	\$0	\$0	
STATEWIDE - TBI	Leveling TBI - 100% state				\$1,250,000	\$1,250,000	\$1,250,000	\$0	\$0	\$0	\$1,250,000
STOWE STP PC19(5)	Class I resurfacing				\$1,200,000	\$1,200,000	\$227,040	\$0	\$972,960	\$0	\$1,200,000
STOWE-MORRISTOWN STP PS19(3)	Resurface VT100				\$7,986,104	\$7,986,104	\$1,510,971	\$0	\$6,475,133	\$0	\$7,986,104
SWANTON-HIGHGATE STP PS22 (3)	Resurface US7		\$50,000			\$50,000	\$9,460	\$0	\$40,540	\$0	\$50,000
UNDERHILL-CAMBRIDGE STP PS19(11)	Resurface VT15				\$5,031,447	\$5,031,447	\$951,950	\$0	\$4,079,497	\$0	\$5,031,447
VERGENNES STP PC20(1)	Resurface Class I routes				\$1,995,522	\$1,995,522	\$377,553	\$0	\$1,617,969	\$0	\$1,995,522
WATERBURY STP PC20(5)	Resurface US2 - Class I				\$514,445	\$514,445	\$97,333	\$0	\$417,112	\$0	\$514,445
WATERFORD-ST. JOHNSBURY STP FPAV(15)	Resurface VT18				\$1,000,000	\$1,000,000	\$189,200	\$0	\$810,800	\$0	\$1,000,000
WEST RUTLAND STP PC19(6)	Class I resurfacing				\$1,941,052	\$1,941,052	\$367,247	\$0	\$1,573,805	\$0	\$1,941,052

FY 2021 GOVERNOR'S RECOMMEND - TRANSPORTATION PROGRAM

	Total Appropriation	\$15,053,920	\$4,186,405	\$80,764,936	\$0	\$100,005,261
--	---------------------	--------------	-------------	--------------	-----	---------------

PAVING

	Estimated Budget Year FY 2021	Projected FY 2022	Projected FY 2023	Projected FY 2024
PE	\$4,775,384	\$4,076,323	\$4,479,698	\$2,924,180
ROW	\$45,000	\$20,000	\$0	\$0
CONST	\$95,184,877	\$109,370,914	\$105,234,076	\$108,926,500
OTHER	\$0	\$0	\$0	\$0
TOTAL	\$100,005,261	\$113,467,237	\$109,713,774	\$111,850,680

Agency of Transportation Multiyear Transportation Program

PROJECT INFORMATION	PHASE AND FUNDING	ESTIMATED TOTAL COST	ACTUAL EXPENDED THRU FY 2019	ESTIMATED CURRENT YEAR FY 2020	ESTIMATED BUDGET YEAR FY 2021	PROJECTED FY 2022	PROJECTED FY 2023	PROJECTED FY 2024	ESTIMATED COST TO COMPLETE
PAVING	PE	150,000	29,745	75,000	45,255	10,000	0	0	0
BARRE CITY	ROW	50,000	0	0	30,000	20,000	0	0	0
STP 2961(3)	CONST	700,000	0	0	0	100,000	600,000	0	0
	OTHER	0	0	0	0	0	0	0	0
	TOTAL	900,000	29,745	75,000	75,255	130,000	600,000	0	0
Route: WACR Washington County Railroad Montpelier & Ba	Description: Install Active Signal Warning System for Rail Crossing # DOT 837-353C located at MM 0.95 on VT 14 in Barre City, and MP 8.11 on the Washington County Railroad.								
YearAdded: 2018 Project Manager: Joshua Martineau 802-595-2793	Comments:								
PAVING	PE	175,000	0	0	25,000	100,000	50,000	0	0
BARRE TOWN-ORANGE	ROW	0	0	0	0	0	0	0	0
STP PS23(1)	CONST	4,700,000	0	0	0	0	1,000,000	3,700,000	0
	OTHER	0	0	0	0	0	0	0	0
	TOTAL	4,875,000	0	0	25,000	100,000	1,050,000	3,700,000	0
Route: US-302	Description: Resurfacing on US 302 from Barre Town mm 0 to Orange mm 6.05.								
YearAdded: 2021 Project Manager: Jesse Devlin 802-793-0182	Comments:								
PAVING	PE	175,000	52,922	60,000	62,078	0	0	0	0
BRANDON	ROW	0	0	0	0	0	0	0	0
STP PC19(7)	CONST	516,166	0	0	100,000	416,166	0	0	0
	OTHER	0	0	0	0	0	0	0	0
	TOTAL	691,166	52,922	60,000	162,078	416,166	0	0	0
Route: VT-73	Description: Class 1 paving in Brandon along VT 73 from MM 2.792 to MM 3.65.								
YearAdded: 2019 Project Manager: Brandon Kipp 802-224-6110	Comments:								

Agency of Transportation Multiyear Transportation Program

PROJECT INFORMATION	PHASE AND FUNDING	ESTIMATED TOTAL COST	ACTUAL EXPENDED THRU FY 2019	ESTIMATED CURRENT YEAR FY 2020	ESTIMATED BUDGET YEAR FY 2021	PROJECTED FY 2022	PROJECTED FY 2023	PROJECTED FY 2024	ESTIMATED COST TO COMPLETE
PAVING BRATTLEBORO-NEWFANE STP 2940(1)	PE	217,500	0	0	50,000	110,000	57,500	0	0
	ROW	0	0	0	0	0	0	0	0
	CONST	5,720,000	0	0	0	0	1,430,000	4,290,000	0
	OTHER	0	0	0	0	0	0	0	0
	TOTAL	5,937,500	0	0	50,000	110,000	1,487,500	4,290,000	0
Route: VT-30 YearAdded: 2012 Project Manager: Matthew Bogaczyk 802-793-5321	Description: RESURFACE VT30 IN BRATTLEBORO, DUMMERSTON AND NEWFANE, BEGINNING 0.326 MILE NORTH OF THE US5 INTERSECTION AND EXTENDING NORTHERLY 9.948 MILES.								
	Comments:								
PAVING BRISTOL STP PC20(2)	PE	200,000	84,328	115,672	0	0	0	0	0
	ROW	0	0	0	0	0	0	0	0
	CONST	1,714,186	0	400,000	1,314,186	0	0	0	0
	OTHER	0	0	0	0	0	0	0	0
	TOTAL	1,914,186	84,328	515,672	1,314,186	0	0	0	0
Route: VT-116 YearAdded: 2020 Project Manager: Brandon Kipp 802-224-6110	Description: Class 1 paving in the town of Bristol on VT 116.								
	Comments:								
PAVING BROOKFIELD-MONTPELIER IM SURF(67)	PE	150,000	0	0	50,000	100,000	0	0	0
	ROW	0	0	0	0	0	0	0	0
	CONST	4,200,000	0	0	0	1,100,000	3,100,000	0	0
	OTHER	0	0	0	0	0	0	0	0
	TOTAL	4,350,000	0	0	50,000	1,200,000	3,100,000	0	0
Route: I-89 YearAdded: 2021 Project Manager: Jesse Devlin 802-793-0182	Description: Resurfacing on I-89 SB from Brookfield mm 36.9 to Montpelier mm 52.5.								
	Comments:								

Agency of Transportation Multiyear Transportation Program

PROJECT INFORMATION	PHASE AND FUNDING	ESTIMATED TOTAL COST	ACTUAL EXPENDED THRU FY 2019	ESTIMATED CURRENT YEAR FY 2020	ESTIMATED BUDGET YEAR FY 2021	PROJECTED FY 2022	PROJECTED FY 2023	PROJECTED FY 2024	ESTIMATED COST TO COMPLETE
PAVING BURLINGTON NH PC21(1)	PE	250,000	129	125,000	124,871	0	0	0	0
	ROW	0	0	0	0	0	0	0	0
	CONST	1,000,000	0	0	250,000	750,000	0	0	0
	OTHER	0	0	0	0	0	0	0	0
	TOTAL	1,250,000	129	125,000	374,871	750,000	0	0	0
Route: US-7 YearAdded: 2020 Project Manager: Matthew Bogaczyk 802-793-5321	Description: Concrete repair on class 1 segments of US7 in Burlington from mm 0.093 to mm 0.22								
	Comments:								
PAVING BURLINGTON NH PC22(1)	PE	250,000	322	100,000	114,678	35,000	0	0	0
	ROW	0	0	0	0	0	0	0	0
	CONST	8,000,000	0	0	0	2,000,000	6,000,000	0	0
	OTHER	0	0	0	0	0	0	0	0
	TOTAL	8,250,000	322	100,000	114,678	2,035,000	6,000,000	0	0
Route: US-7 YearAdded: 2020 Project Manager: Matthew Bogaczyk 802-793-5321	Description: Class 1 bituminous concrete paving along US 2, US 7 and US 7 ALT								
	Comments:								
PAVING BURLINGTON-SOUTH BURLINGTON IM 189-3(77)	PE	250,000	362	210,000	39,638	0	0	0	0
	ROW	0	0	0	0	0	0	0	0
	CONST	1,000,000	0	0	250,000	750,000	0	0	0
	OTHER	0	0	0	0	0	0	0	0
	TOTAL	1,250,000	362	210,000	289,638	750,000	0	0	0
Route: I-189 YearAdded: 2020 Project Manager: Matthew Bogaczyk 802-793-5321	Description: Concrete repair on I-189 on ramps H and C.								
	Comments:								

Agency of Transportation Multiyear Transportation Program

PROJECT INFORMATION	PHASE AND FUNDING	ESTIMATED TOTAL COST	ACTUAL EXPENDED THRU FY 2019	ESTIMATED CURRENT YEAR FY 2020	ESTIMATED BUDGET YEAR FY 2021	PROJECTED FY 2022	PROJECTED FY 2023	PROJECTED FY 2024	ESTIMATED COST TO COMPLETE
PAVING	PE	25,000	14,487	10,513	0	0	0	0	0
BURLINGTON-SOUTH BURLINGTON	ROW	0	0	0	0	0	0	0	0
IM 189-3(78)	CONST	2,011,873	0	200,000	1,811,873	0	0	0	0
	OTHER	0	0	0	0	0	0	0	0
	TOTAL	2,036,873	14,487	210,513	1,811,873	0	0	0	0
Route: I-189	Description: Paving on I-189 EB and WB in Burlington and South Burlington from ETE mm 0.0 to 1.488 including ramps.								
YearAdded: 2020 Project Manager: Matthew Bogaczyk 802-793-5321	Comments:								
PAVING	PE	300,000	0	0	50,000	100,000	150,000	0	0
CAMBRIDGE	ROW	0	0	0	0	0	0	0	0
STP PS24(6)	CONST	7,200,000	0	0	0	0	0	1,500,000	5,700,000
	OTHER	0	0	0	0	0	0	0	0
	TOTAL	7,500,000	0	0	50,000	100,000	150,000	1,500,000	5,700,000
Route: VT-108	Description: Reclamation along VT 108 in Cambridge from mm 2.17 to mm 9.07.								
YearAdded: 2021 Project Manager: Jesse Devlin 802-793-0182	Comments:								
PAVING	PE	400,000	163,834	10,000	25,000	150,000	51,166	0	0
CAMBRIDGE-JOHNSON	ROW	0	0	0	0	0	0	0	0
STP 2925(1)	CONST	11,020,000	0	0	0	0	2,000,000	9,020,000	0
	OTHER	0	0	0	0	0	0	0	0
	TOTAL	11,420,000	163,834	10,000	25,000	150,000	2,051,166	9,020,000	0
Route: VT-15	Description: RESURFACE VT15 IN CAMBRIDGE AND JOHNSON, BEGINNING 5.01 MILES EAST OF THE WESTFORD TOWN LINE AND EXTENDING EASTERLY 9.254 MILES TO THE VT100C INTERSECTION.								
YearAdded: 2012 Project Manager: Brandon Kipp 802-224-6110	Comments:								

Agency of Transportation Multiyear Transportation Program

PROJECT INFORMATION	PHASE AND FUNDING	ESTIMATED TOTAL COST	ACTUAL EXPENDED THRU FY 2019	ESTIMATED CURRENT YEAR FY 2020	ESTIMATED BUDGET YEAR FY 2021	PROJECTED FY 2022	PROJECTED FY 2023	PROJECTED FY 2024	ESTIMATED COST TO COMPLETE
PAVING	PE	175,000	0	0	0	25,000	50,000	100,000	0
CASTLETON	ROW	0	0	0	0	0	0	0	0
STP PC25(1)	CONST	1,500,000	0	0	0	0	0	200,000	1,300,000
	OTHER	0	0	0	0	0	0	0	0
	TOTAL	1,675,000	0	0	0	25,000	50,000	300,000	1,300,000
Route: VT-4A	Description: Class 1 paving in Castleton on VT- 4A from mm 2.762 to mm 3.858.								
YearAdded: 2021 Project Manager: Jesse Devlin 802-793-0182	Comments:								
PAVING	PE	1,000,000	845,294	140,000	0	0	0	0	14,706
CAVENDISH-WEATHERSFIELD	ROW	25,658	19,674	6,015	0	0	0	0	0
ER STP 0146(14)	CONST	16,311,121	0	2,500,000	6,011,121	7,800,000	0	0	0
	OTHER	0	0	0	0	0	0	0	0
	TOTAL	17,336,779	864,968	2,646,015	6,011,121	7,800,000	0	0	14,706
Route: VT-131	Description: REHABILITATION OF VT131 IN CAVENDISH AND WEATHERSFIELD, BEGINNING AT THE VT103 INTERSECTION AND EXTENDING EASTERLY 8.974 MILES TO THE VT106 INTERSECTION. INCLUDES IMPROVEMENTS TO AREAS THAT SUSTAINED SUBSTANTIAL DAMAGE AS A RESULT OF TROPICAL STORM IRENE.								
YearAdded: 2014 Project Manager: Brandon Kipp 802-224-6110	Comments:								
PAVING	PE	300,000	0	0	100,000	200,000	0	0	0
CHARLOTTE-SOUTH BURLINGTON	ROW	0	0	0	0	0	0	0	0
NH PS22(2)	CONST	13,000,000	0	0	0	0	6,500,000	6,500,000	0
	OTHER	0	0	0	0	0	0	0	0
	TOTAL	13,300,000	0	0	100,000	200,000	6,500,000	6,500,000	0
Route: US-7	Description: Resurfacing along US 7 from Charlotte mm 2.82 to South Burlington mm 1.738.								
YearAdded: 2021 Project Manager: Jesse Devlin 802-793-0182	Comments:								

Agency of Transportation Multiyear Transportation Program

PROJECT INFORMATION	PHASE AND FUNDING	ESTIMATED TOTAL COST	ACTUAL EXPENDED THRU FY 2019	ESTIMATED CURRENT YEAR FY 2020	ESTIMATED BUDGET YEAR FY 2021	PROJECTED FY 2022	PROJECTED FY 2023	PROJECTED FY 2024	ESTIMATED COST TO COMPLETE
PAVING CHELSEA-THETFORD STP 2955(1)	PE	300,000	1,352	225,000	73,648	0	0	0	0
	ROW	0	0	0	0	0	0	0	0
	CONST	8,000,000	0	0	1,000,000	7,000,000	0	0	0
	OTHER	0	0	0	0	0	0	0	0
	TOTAL	8,300,000	1,352	225,000	1,073,648	7,000,000	0	0	0
Route: VT-113 YearAdded: 2016 Project Manager: Brandon Kipp 802-224-6110	Description: RESURFACE VT113 IN CHELSEA, VERSHIRE, WEST FAIRLEE AND THETFORD, BEGINNING AT THE VT110/VT113 INTERSECTION AND EXTENDING EASTERLY 14.824 MILES TO THE INTERSECTION OF VT113/T244.								
	Comments:								
PAVING CHESTER-SPRINGFIELD STP 2942(1)	PE	200,000	77,993	120,000	2,007	0	0	0	0
	ROW	0	0	0	0	0	0	0	0
	CONST	1,740,159	0	0	200,000	1,540,159	0	0	0
	OTHER	0	0	0	0	0	0	0	0
	TOTAL	1,940,159	77,993	120,000	202,007	1,540,159	0	0	0
Route: VT-10 YearAdded: 2012 Project Manager: Matthew Bogaczyk 802-793-5321	Description: RESURFACE VT10 IN CHESTER AND SPRINGFIELD, BEGINNING AT THE VT103 INTERSECTION AND EXTENDING EASTERLY 4.373 MILES TO THE VT106 INTERSECTION.								
	Comments:								
PAVING CHESTER-SPRINGFIELD STP PS19(4)	PE	185,000	136,700	38,000	10,300	0	0	0	0
	ROW	0	0	0	0	0	0	0	0
	CONST	3,331,913	0	0	300,000	3,031,913	0	0	0
	OTHER	0	0	0	0	0	0	0	0
	TOTAL	3,516,913	136,700	38,000	310,300	3,031,913	0	0	0
Route: VT-11 YearAdded: 2018 Project Manager: Matthew Bogaczyk 802-793-5321	Description: Resurfacing of VT 11 beginning in Chester at MM 5.206 and continuing until Springfield MM 3.528.								
	Comments:								

Agency of Transportation Multiyear Transportation Program

PROJECT INFORMATION	PHASE AND FUNDING	ESTIMATED TOTAL COST	ACTUAL EXPENDED THRU FY 2019	ESTIMATED CURRENT YEAR FY 2020	ESTIMATED BUDGET YEAR FY 2021	PROJECTED FY 2022	PROJECTED FY 2023	PROJECTED FY 2024	ESTIMATED COST TO COMPLETE
PAVING CRAFTSBURY-IRASBURG STP FPAV(32)	PE	30,000	108	17,000	12,892	0	0	0	0
	ROW	0	0	0	0	0	0	0	0
	CONST	2,024,847	0	0	0	2,024,847	0	0	0
	OTHER	0	0	0	0	0	0	0	0
	TOTAL	2,054,847	108	17,000	12,892	2,024,847	0	0	0
Route: VT-14 YearAdded: 2021 Project Manager: Matthew Bogaczyk 802-793-5321	Description: Paving along VT 14 from Craftsbury 7.47 to Irasburg mm 0.032.								
	Comments:								
PAVING EAST MONTPELIER-HARDWICK STP PS24(5)	PE	350,000	0	0	50,000	50,000	250,000	0	0
	ROW	0	0	0	0	0	0	0	0
	CONST	15,000,000	0	0	0	0	0	3,000,000	12,000,000
	OTHER	0	0	0	0	0	0	0	0
	TOTAL	15,350,000	0	0	50,000	50,000	250,000	3,000,000	12,000,000
Route: VT-14 YearAdded: 2021 Project Manager: Jesse Devlin 802-793-0182	Description: Reclamation along VT 14 from East Montpelier mm 2.45 to Hardwick mm 1.001.								
	Comments:								
PAVING EAST MONTPLIER-MARSHFIELD NH PS22(1)	PE	100,000	0	10,000	50,000	100,000	100,000	50,000	0
	ROW	0	0	0	0	0	0	0	0
	CONST	0	0	0	0	0	0	2,000,000	0
	OTHER	0	0	0	0	0	0	0	0
	TOTAL	100,000	0	10,000	50,000	100,000	100,000	2,050,000	0
Route: US-2 YearAdded: 2021 Project Manager: Brandon Kipp 802-224-6110	Description: Paving along US 2 from East Montpelier twm mm 3.141 to Marshfield twm mm 0.047.								
	Comments:								

Agency of Transportation Multiyear Transportation Program

PROJECT INFORMATION	PHASE AND FUNDING	ESTIMATED TOTAL COST	ACTUAL EXPENDED THRU FY 2019	ESTIMATED CURRENT YEAR FY 2020	ESTIMATED BUDGET YEAR FY 2021	PROJECTED FY 2022	PROJECTED FY 2023	PROJECTED FY 2024	ESTIMATED COST TO COMPLETE
PAVING	PE	25,000	4,368	17,000	3,632	0	0	0	0
EDEN	ROW	0	0	0	0	0	0	0	0
STP FPAV(29)	CONST	1,463,011	0	0	0	1,463,011	0	0	0
	OTHER	0	0	0	0	0	0	0	0
	TOTAL	1,488,011	4,368	17,000	3,632	1,463,011	0	0	0
Route: VT-118	Description: Paving along VT 118 in Eden from mm 0.0 to mm 4.6.								
YearAdded: 2021 Project Manager: Matthew Bogaczyk 802-793-5321	Comments:								
PAVING	PE	195,000	183,928	11,072	0	0	0	0	0
FAIR HAVEN	ROW	0	0	0	0	0	0	0	0
STP PC19(2)	CONST	1,942,015	0	750,000	1,192,015	0	0	0	0
	OTHER	0	0	0	0	0	0	0	0
	TOTAL	2,137,015	183,928	761,072	1,192,015	0	0	0	0
Route: VT-22A	Description: Class 1 paving along VT 22A in Fair Haven from MM 1.098 to MM 2.217.								
YearAdded: 2018 Project Manager: Matthew Bogaczyk 802-793-5321	Comments:								
PAVING	PE	175,000	0	0	0	25,000	100,000	50,000	0
FAIR HAVEN	ROW	0	0	0	0	0	0	0	0
STP PC25(2)	CONST	1,500,010	0	0	0	0	0	300,000	1,200,010
	OTHER	0	0	0	0	0	0	0	0
	TOTAL	1,675,010	0	0	0	25,000	100,000	350,000	1,200,010
Route: VT-4A	Description: Class 1 paving on VT 4A from mm 0.924 to mm 2.458.								
YearAdded: 2021 Project Manager: Jesse Devlin 802-793-0182	Comments:								

Agency of Transportation Multiyear Transportation Program

PROJECT INFORMATION	PHASE AND FUNDING	ESTIMATED TOTAL COST	ACTUAL EXPENDED THRU FY 2019	ESTIMATED CURRENT YEAR FY 2020	ESTIMATED BUDGET YEAR FY 2021	PROJECTED FY 2022	PROJECTED FY 2023	PROJECTED FY 2024	ESTIMATED COST TO COMPLETE
PAVING	PE	25,000	510	22,000	2,490	0	0	0	0
FAYSTON	ROW	0	0	0	0	0	0	0	0
STP FPAV(33)	CONST	1,701,686	0	0	0	1,701,686	0	0	0
	OTHER	0	0	0	0	0	0	0	0
	TOTAL	1,726,686	510	22,000	2,490	1,701,686	0	0	0
Route: VT-17	Description: Paving along VT 17 in Fayston from mm 0 to mm 4.5.								
YearAdded: 2021 Project Manager: Matthew Bogaczyk 802-793-5321	Comments:								
PAVING	PE	400,000	99,071	200,000	100,929	0	0	0	0
GROTON-NEWBURY	ROW	0	0	0	0	0	0	0	0
STP PS19(2)	CONST	6,910,200	0	0	500,000	6,410,200	0	0	0
	OTHER	0	0	0	0	0	0	0	0
	TOTAL	7,310,200	99,071	200,000	600,929	6,410,200	0	0	0
Route: US-302	Description: This project is to resurface US 302 in Groton, Ryegate and Newbury, starting at MM 4.714 in Groton and extending easterly to Newbury MM 4.629.								
YearAdded: 2018 Project Manager: Matthew Bogaczyk 802-793-5321	Comments:								
PAVING	PE	23,500	3,720	15,000	4,780	0	0	0	0
GROTON-PEACHAM	ROW	0	0	0	0	0	0	0	0
STP FPAV(35)	CONST	1,669,849	0	0	0	1,669,849	0	0	0
	OTHER	0	0	0	0	0	0	0	0
	TOTAL	1,693,349	3,720	15,000	4,780	1,669,849	0	0	0
Route: VT-232	Description: Paving along VT 232 from Groton mm 0.0 to Peacham mm 0.2								
YearAdded: 2021 Project Manager: Matthew Bogaczyk 802-793-5321	Comments:								

Agency of Transportation Multiyear Transportation Program

PROJECT INFORMATION	PHASE AND FUNDING	ESTIMATED TOTAL COST	ACTUAL EXPENDED THRU FY 2019	ESTIMATED CURRENT YEAR FY 2020	ESTIMATED BUDGET YEAR FY 2021	PROJECTED FY 2022	PROJECTED FY 2023	PROJECTED FY 2024	ESTIMATED COST TO COMPLETE
PAVING	PE	125,000	0	0	25,000	100,000	0	0	0
HARDWICK	ROW	0	0	0	0	0	0	0	0
STP PC23(1)	CONST	1,700,000	0	0	0	100,000	1,600,000	0	0
	OTHER	0	0	0	0	0	0	0	0
	TOTAL	1,825,000	0	0	25,000	200,000	1,600,000	0	0
Route: VT-15	Description: Class 1 paving in Hardwick on VT-14 from mm 1.001 to mm 1.515 and on VT-15 from mm 2.69 to mm 3.676.								
YearAdded: 2021 Project Manager: Jesse Devlin 802-793-0182	Comments:								
PAVING	PE	0	0	0	50,000	50,000	50,000	0	0
HARTFORD	ROW	0	0	0	0	0	0	0	0
NH PS24(3)	CONST	0	0	0	0	0	0	700,000	0
	OTHER	0	0	0	0	0	0	0	0
	TOTAL	0	0	0	50,000	50,000	50,000	700,000	0
Route: US-5	Description: Resurfacing along US 5 on the NHS portion between mm 2.81 to mm 3.875.								
YearAdded: 2021 Project Manager: Jesse Devlin 802-793-0182	Comments:								
PAVING	PE	300,000	86,098	113,902	100,000	0	0	0	0
HARTFORD	ROW	0	0	0	0	0	0	0	0
STP PC21(4)	CONST	1,808,000	0	0	300,000	1,508,000	0	0	0
	OTHER	0	0	0	0	0	0	0	0
	TOTAL	2,108,000	86,098	113,902	400,000	1,508,000	0	0	0
Route: VT-14	Description: Class 1 paving in Hartford on US 4 and VT 14								
YearAdded: 2020 Project Manager: Matthew Bogaczyk 802-793-5321	Comments:								

Agency of Transportation Multiyear Transportation Program

PROJECT INFORMATION	PHASE AND FUNDING	ESTIMATED TOTAL COST	ACTUAL EXPENDED THRU FY 2019	ESTIMATED CURRENT YEAR FY 2020	ESTIMATED BUDGET YEAR FY 2021	PROJECTED FY 2022	PROJECTED FY 2023	PROJECTED FY 2024	ESTIMATED COST TO COMPLETE
PAVING	PE	200,000	0	0	25,000	50,000	100,000	25,000	0
HARTFORD	ROW	0	0	0	0	0	0	0	0
STP PS24(2)	CONST	5,000,000	0	0	0	0	0	1,000,000	4,000,000
	OTHER	0	0	0	0	0	0	0	0
	TOTAL	5,200,000	0	0	25,000	50,000	100,000	1,025,000	4,000,000
Route: US-5	Description: Resurfacing along US 5 on the non-NHS portions between mm 0 to 2.81 and between mm 3.875 to 4.75.								
YearAdded: 2021 Project Manager: Jesse Devlin 802-793-0182	Comments:								
PAVING	PE	100,000	0	0	50,000	50,000	0	0	0
HARTFORD-SHARON	ROW	0	0	0	0	0	0	0	0
IM SURF(65)	CONST	3,300,000	0	0	0	3,300,000	0	0	0
	OTHER	0	0	0	0	0	0	0	0
	TOTAL	3,400,000	0	0	50,000	3,350,000	0	0	0
Route: I-89	Description: Resurfacing on I-89 NB from Hartford mm 0.0 to Sharon mm 12.245.								
YearAdded: 2021 Project Manager: Jesse Devlin 802-793-0182	Comments:								
PAVING	PE	100,000	0	0	50,000	50,000	0	0	0
HARTFORD-SHARON	ROW	0	0	0	0	0	0	0	0
IM SURF(66)	CONST	3,300,000	0	0	0	3,300,000	0	0	0
	OTHER	0	0	0	0	0	0	0	0
	TOTAL	3,400,000	0	0	50,000	3,350,000	0	0	0
Route: I-89	Description: Resurfacing on I89 SB from Hartford mm 0.0 to Sharon mm 12.245.								
YearAdded: 2021 Project Manager: Jesse Devlin 802-793-0182	Comments:								

Agency of Transportation Multiyear Transportation Program

PROJECT INFORMATION	PHASE AND FUNDING	ESTIMATED TOTAL COST	ACTUAL EXPENDED THRU FY 2019	ESTIMATED CURRENT YEAR FY 2020	ESTIMATED BUDGET YEAR FY 2021	PROJECTED FY 2022	PROJECTED FY 2023	PROJECTED FY 2024	ESTIMATED COST TO COMPLETE
PAVING	PE	743,030	646,194	50,000	46,836	0	0	0	0
JOHNSON-MORRISTOWN	ROW	0	0	0	0	0	0	0	0
STP 2919(1)	CONST	11,500,000	0	0	2,000,000	9,500,000	0	0	0
	OTHER	0	0	0	0	0	0	0	0
	TOTAL	12,243,030	646,194	50,000	2,046,836	9,500,000	0	0	0
Route: VT-15	Description: RESURFACE VT15 IN JOHNSON, HYDE PARK AND MORRISTOWN, BEGINNING AT THE VT100C INTERSECTION IN JOHNSON AND EXTENDING EASTERLY 9.902 MILES TO MM 4.182. ALSO INCLUDES VT100 IN MORRISTOWN, FROM MM 6.209 TO 6.622 (0.413 MILE).								
YearAdded: 2012 Project Manager: Brandon Kipp 802-224-6110	Comments:								
PAVING	PE	1,480,000	1,338,450	80,000	61,550	0	0	0	0
KILLINGTON-STOCKBRIDGE	ROW	20,000	0	5,000	15,000	0	0	0	0
ER STP 022-1(25)	CONST	13,304,076	0	0	0	4,000,000	9,304,076	0	0
	OTHER	0	0	0	0	0	0	0	0
	TOTAL	14,804,076	1,338,450	85,000	76,550	4,000,000	9,304,076	0	0
Route: VT-100	Description: REHABILITATION OF VT100 IN KILLINGTON, PITTSFIELD AND STOCKBRIDGE, BEGINNING AT THE US4 INTERSECTION AND EXTENDING NORTHERLY 10.713 MILES TO THE VT107 INTERSECTION, INCLUDING IMPROVEMENTS TO AREAS DAMAGED AS A RESULT OF TROPICAL STORM IRENE.								
YearAdded: 2014 Project Manager: Brandon Kipp 802-224-6110	Comments:								
PAVING	PE	840,000	743,521	96,479	0	0	0	0	0
LONDONDERRY-CHESTER	ROW	0	0	0	0	0	0	0	0
STP PS19(10)	CONST	16,582,141	0	3,000,000	13,582,141	0	0	0	0
	OTHER	0	0	0	0	0	0	0	0
	TOTAL	17,422,141	743,521	3,096,479	13,582,141	0	0	0	0
Route: VT-11	Description: Reclamation of VT 11 starting in Londonderry at MM 1.952 and continuing to Chester MM 4.373.								
YearAdded: 2018 Project Manager: Matthew Bogaczyk 802-793-5321	Comments:								

Agency of Transportation Multiyear Transportation Program

PROJECT INFORMATION	PHASE AND FUNDING	ESTIMATED TOTAL COST	ACTUAL EXPENDED THRU FY 2019	ESTIMATED CURRENT YEAR FY 2020	ESTIMATED BUDGET YEAR FY 2021	PROJECTED FY 2022	PROJECTED FY 2023	PROJECTED FY 2024	ESTIMATED COST TO COMPLETE
PAVING	PE	200,000	0	0	0	50,000	100,000	50,000	0
LUDLOW	ROW	0	0	0	0	0	0	0	0
NH PC25(4)	CONST	2,000,000	0	0	0	0	0	300,000	1,700,000
	OTHER	0	0	0	0	0	0	0	0
	TOTAL	2,200,000	0	0	0	50,000	100,000	350,000	1,700,000
Route: VT-103	Description: Class 1 paving in Ludlow on VT 103 from mm 1.289 to mm 2.862.								
YearAdded: 2021 Project Manager: Jesse Devlin 802-793-0182	Comments:								
PAVING	PE	100,000	0	0	0	25,000	50,000	25,000	0
LUDLOW	ROW	0	0	0	0	0	0	0	0
STP PC25(3)	CONST	1,000,000	0	0	0	0	0	100,000	900,000
	OTHER	0	0	0	0	0	0	0	0
	TOTAL	1,100,000	0	0	0	25,000	50,000	125,000	900,000
Route: VT-100	Description: Class 1 paving in Ludlow on VT 100 from mm 4.318 to mm 5.040.								
YearAdded: 2021 Project Manager: Jesse Devlin 802-793-0182	Comments:								
PAVING	PE	205,000	182,757	22,243	0	0	0	0	0
MANCHESTER-DORSET	ROW	0	0	0	0	0	0	0	0
STP PS19(9)	CONST	4,051,733	0	300,000	3,751,733	0	0	0	0
	OTHER	0	0	0	0	0	0	0	0
	TOTAL	4,256,733	182,757	322,243	3,751,733	0	0	0	0
Route: VT-30	Description: Resurfacing of VT 30 starting in Manchester at MM 0.305 and continuing to Dorset MM 5.225.								
YearAdded: 2018 Project Manager: Matthew Bogaczyk 802-793-5321	Comments:								

Agency of Transportation Multiyear Transportation Program

PROJECT INFORMATION	PHASE AND FUNDING	ESTIMATED TOTAL COST	ACTUAL EXPENDED THRU FY 2019	ESTIMATED CURRENT YEAR FY 2020	ESTIMATED BUDGET YEAR FY 2021	PROJECTED FY 2022	PROJECTED FY 2023	PROJECTED FY 2024	ESTIMATED COST TO COMPLETE
PAVING	PE	190,000	52,307	65,000	72,693	0	0	0	0
MIDDLEBURY	ROW	0	0	0	0	0	0	0	0
NH PC20(4)	CONST	1,815,910	0	0	400,000	1,415,910	0	0	0
	OTHER	0	0	0	0	0	0	0	0
	TOTAL	2,005,910	52,307	65,000	472,693	1,415,910	0	0	0
Route: US-7	Description: Class 1 paving in Middlebury along US 7 from MM 4.264 to 5.712.								
YearAdded: 2020 Project Manager: Brandon Kipp 802-224-6110	Comments:								
PAVING	PE	225,000	58,678	80,000	86,322	0	0	0	0
MIDDLEBURY	ROW	0	0	0	0	0	0	0	0
STP PC20(3)	CONST	2,656,630	0	0	400,000	2,256,630	0	0	0
	OTHER	0	0	0	0	0	0	0	0
	TOTAL	2,881,630	58,678	80,000	486,322	2,256,630	0	0	0
Route: VT-30	Description: Class 1 paving in Middlebury along VT 30 and VT 125.								
YearAdded: 2020 Project Manager: Brandon Kipp 802-224-6110	Comments:								
PAVING	PE	225,000	0	0	25,000	50,000	150,000	0	0
MIDDLESEX-WORCESTER	ROW	0	0	0	0	0	0	0	0
STP PS24(4)	CONST	7,200,000	0	0	0	0	0	2,000,000	5,200,000
	OTHER	0	0	0	0	0	0	0	0
	TOTAL	7,425,000	0	0	25,000	50,000	150,000	2,000,000	5,200,000
Route: VT-12	Description: Reclamation along VT 12 from Middlesex mm 0 to Worcester mm 3.946.								
YearAdded: 2021 Project Manager: Jesse Devlin 802-793-0182	Comments:								

Agency of Transportation Multiyear Transportation Program

PROJECT INFORMATION	PHASE AND FUNDING	ESTIMATED TOTAL COST	ACTUAL EXPENDED THRU FY 2019	ESTIMATED CURRENT YEAR FY 2020	ESTIMATED BUDGET YEAR FY 2021	PROJECTED FY 2022	PROJECTED FY 2023	PROJECTED FY 2024	ESTIMATED COST TO COMPLETE
PAVING MONTPELIER NH PC24(2)	PE	225,000	0	0	25,000	100,000	100,000	0	0
	ROW	0	0	0	0	0	0	0	0
	CONST	3,000,000	0	0	0	0	500,000	2,500,000	0
	OTHER	0	0	0	0	0	0	0	0
	TOTAL	3,225,000	0	0	25,000	100,000	600,000	2,500,000	0
Route: US-2 YearAdded: 2021 Project Manager: Jesse Devlin 802-793-0182	Description: Class 1 paving in Montpelier on US 2 from mm1.758 to mm 4.414.								
	Comments:								
PAVING MONTPELIER STP 2950(2)	PE	100,000	867	0	0	25,000	50,000	24,179	0
	ROW	0	0	0	0	0	0	0	0
	CONST	500,000	0	0	0	0	0	500,000	0
	OTHER	0	0	0	0	0	0	0	0
	TOTAL	600,000	867	0	0	25,000	50,000	524,179	0
Route: WACR Washington County Railroad Montpelier & Ba YearAdded: 2018 Project Manager: Brandon Kipp 802-224-6110	Description: Reconstruction of the Washington County Railroad, Montpelier-Barre Subdivision, at-grade rail-highway grade crossing AAR DOT # 837-323K which crosses Main Street in Montpelier.								
	Comments:								
PAVING MONTPELIER STP PC24(3)	PE	125,000	0	0	25,000	50,000	50,000	0	0
	ROW	0	0	0	0	0	0	0	0
	CONST	1,100,000	0	0	0	0	100,000	1,000,000	0
	OTHER	0	0	0	0	0	0	0	0
	TOTAL	1,225,000	0	0	25,000	50,000	150,000	1,000,000	0
Route: US-302 YearAdded: 2021 Project Manager: Jesse Devlin 802-793-0182	Description: Class 1 paving in Montpelier on US 302 from mm 0.00 to mm 0.836.								
	Comments:								

Agency of Transportation Multiyear Transportation Program

PROJECT INFORMATION	PHASE AND FUNDING	ESTIMATED TOTAL COST	ACTUAL EXPENDED THRU FY 2019	ESTIMATED CURRENT YEAR FY 2020	ESTIMATED BUDGET YEAR FY 2021	PROJECTED FY 2022	PROJECTED FY 2023	PROJECTED FY 2024	ESTIMATED COST TO COMPLETE
PAVING	PE	150,000	107,544	42,456	0	0	0	0	0
MORETOWN	ROW	0	0	0	0	0	0	0	0
STP PS20(1)	CONST	2,337,969	0	300,000	2,037,969	0	0	0	0
	OTHER	0	0	0	0	0	0	0	0
	TOTAL	2,487,969	107,544	342,456	2,037,969	0	0	0	0
Route: VT-100B	Description: Project is for resurfacing of VT100B in Moretown from mm 0.0 to mm 4.295.								
YearAdded: 2020 Project Manager: Matthew Bogaczyk 802-793-5321	Comments:								
PAVING	PE	150,000	61,332	25,000	63,668	0	0	0	0
MORRISTOWN	ROW	0	0	0	0	0	0	0	0
STP 2920(1)	CONST	840,000	0	0	120,000	720,000	0	0	0
	OTHER	0	0	0	0	0	0	0	0
	TOTAL	990,000	61,332	25,000	183,668	720,000	0	0	0
Route: VT-15A	Description: RESURFACE VT15A IN MORRISTOWN, BEGINNING 0.36 MILE EAST OF THE VT12 INTERSECTION AND EXTENDING EASTERLY 1.464 MILES TO THE VT15 INTERSECTION.								
YearAdded: 2012 Project Manager: Brandon Kipp 802-224-6110	Comments:								
PAVING	PE	200,000	98,924	101,076	0	0	0	0	0
NEW HAVEN-BRISTOL	ROW	0	0	0	0	0	0	0	0
STP PS19(8)	CONST	1,646,357	0	300,000	1,346,357	0	0	0	0
	OTHER	0	0	0	0	0	0	0	0
	TOTAL	1,846,357	98,924	401,076	1,346,357	0	0	0	0
Route: VT-17	Description: Resurface VT 17 starting in New Haven at MM 3.455 and continuing to Bristol MM 0.599.								
YearAdded: 2018 Project Manager: Matthew Bogaczyk 802-793-5321	Comments:								

Agency of Transportation Multiyear Transportation Program

PROJECT INFORMATION	PHASE AND FUNDING	ESTIMATED TOTAL COST	ACTUAL EXPENDED THRU FY 2019	ESTIMATED CURRENT YEAR FY 2020	ESTIMATED BUDGET YEAR FY 2021	PROJECTED FY 2022	PROJECTED FY 2023	PROJECTED FY 2024	ESTIMATED COST TO COMPLETE
PAVING	PE	175,000	0	0	25,000	50,000	100,000	0	0
NORTHFIELD-BERLIN	ROW	0	0	0	0	0	0	0	0
STP PS24(1)	CONST	4,000,000	0	0	0	0	0	1,000,000	3,000,000
	OTHER	0	0	0	0	0	0	0	0
	TOTAL	4,175,000	0	0	25,000	50,000	100,000	1,000,000	3,000,000
Route: VT-12	Description: Resurfacing along VT 12 from Northfield mm 4.845 to Berlin mm 6.69.								
YearAdded: 2021 Project Manager: Jesse Devlin 802-793-0182	Comments:								
PAVING	PE	50,000	5,189	30,000	14,811	0	0	0	0
NORWICH-THETFORD	ROW	0	0	0	0	0	0	0	0
STP FPAV(30)	CONST	3,159,572	0	0	0	3,159,572	0	0	0
	OTHER	0	0	0	0	0	0	0	0
	TOTAL	3,209,572	5,189	30,000	14,811	3,159,572	0	0	0
Route: US-5	Description: Paving along US 5 from Norwich mm 2.4 to Thetford mm 3.4.								
YearAdded: 2021 Project Manager: Brandon Kipp 802-224-6110	Comments:								
PAVING	PE	300,000	153,677	65,000	50,000	31,323	0	0	0
PLAINFIELD-DANVILLE	ROW	0	0	0	0	0	0	0	0
NH PS19(1)	CONST	15,044,000	0	0	0	2,000,000	9,000,000	4,044,000	0
	OTHER	0	0	0	0	0	0	0	0
	TOTAL	15,344,000	153,677	65,000	50,000	2,031,323	9,000,000	4,044,000	0
Route: US-2	Description: Resurfacing along US 2 from Marshfield MM 0.047 to Danville MM 1.755.								
YearAdded: 2018 Project Manager: Brandon Kipp 802-224-6110	Comments:								

Agency of Transportation Multiyear Transportation Program

PROJECT INFORMATION	PHASE AND FUNDING	ESTIMATED TOTAL COST	ACTUAL EXPENDED THRU FY 2019	ESTIMATED CURRENT YEAR FY 2020	ESTIMATED BUDGET YEAR FY 2021	PROJECTED FY 2022	PROJECTED FY 2023	PROJECTED FY 2024	ESTIMATED COST TO COMPLETE
PAVING RICHFORD-JAY STP 2914(1)	PE	750,000	282,581	200,000	267,419	0	0	0	0
	ROW	0	0	0	0	0	0	0	0
	CONST	5,535,750	0	0	1,500,000	4,035,750	0	0	0
	OTHER	0	0	0	0	0	0	0	0
	TOTAL	6,285,750	282,581	200,000	1,767,419	4,035,750	0	0	0
Route: VT-105	Description: RESURFACE VT105 IN RICHFORD AND JAY, BEGINNING 2.529 MILES EAST OF THE BERKSHIRE-RICHFORD TOWN LINE AND EXTENDING EASTERLY 7.381 MILES.								
YearAdded: 2012 Project Manager: Matthew Bogaczyk 802-793-5321	Comments:								
PAVING RICHMOND-BOLTON STP 2924(1)	PE	650,000	63,968	50,000	200,000	190,000	146,032	0	0
	ROW	0	0	0	0	0	0	0	0
	CONST	20,597,500	0	0	0	0	5,000,000	15,597,500	0
	OTHER	0	0	0	0	0	0	0	0
	TOTAL	21,247,500	63,968	50,000	200,000	190,000	5,146,032	15,597,500	0
Route: US-2	Description: RESURFACE US2 IN RICHMOND AND BOLTON, BEGINNING AT THE WILLISTON-RICHMOND TOWN LINE AND EXTENDING EASTERLY 8.239 MILES.								
YearAdded: 2012 Project Manager: Matthew Bogaczyk 802-793-5321	Comments:								
PAVING RUTLAND CITY NH PC24(1)	PE	325,000	0	0	25,000	150,000	150,000	0	0
	ROW	0	0	0	0	0	0	0	0
	CONST	7,000,000	0	0	0	0	500,000	6,500,000	0
	OTHER	0	0	0	0	0	0	0	0
	TOTAL	7,325,000	0	0	25,000	150,000	650,000	6,500,000	0
Route: US-7	Description: Class 1 paving in Rutland City on BR 4 from mm 0.00 to mm 1.942, on US 4 from mm 0.00 to mm 1.250 and on US 7 from mm 0.00 to mm 2.809.								
YearAdded: 2021 Project Manager: Jesse Devlin 802-793-0182	Comments:								

Agency of Transportation Multiyear Transportation Program

PROJECT INFORMATION	PHASE AND FUNDING	ESTIMATED TOTAL COST	ACTUAL EXPENDED THRU FY 2019	ESTIMATED CURRENT YEAR FY 2020	ESTIMATED BUDGET YEAR FY 2021	PROJECTED FY 2022	PROJECTED FY 2023	PROJECTED FY 2024	ESTIMATED COST TO COMPLETE
PAVING SHARON-BETHEL IM 089-1(66)	PE	55,000	13,910	41,090	0	0	0	0	0
	ROW	0	0	0	0	0	0	0	0
	CONST	8,297,282	0	300,000	7,997,282	0	0	0	0
	OTHER	0	0	0	0	0	0	0	0
	TOTAL	8,352,282	13,910	341,090	7,997,282	0	0	0	0
<div> Route: I-89 YearAdded: 2020 Project Manager: Matthew Bogaczyk 802-793-5321 </div> <div> Description: Paving along I89 from ETE MM 12.245 to 25.405 in both the NB and SB directions including ramps. </div> <div> Comments: </div>									
PAVING SPRINGFIELD STP PS19(5)	PE	150,000	59,780	50,000	40,220	0	0	0	0
	ROW	0	0	0	0	0	0	0	0
	CONST	1,331,521	0	0	300,000	1,031,521	0	0	0
	OTHER	0	0	0	0	0	0	0	0
	TOTAL	1,481,521	59,780	50,000	340,220	1,031,521	0	0	0
<div> Route: VT-106 YearAdded: 2018 Project Manager: Matthew Bogaczyk 802-793-5321 </div> <div> Description: Resurfacing on VT 106 in Springfield from MM 0.058 to MM 3.283. </div> <div> Comments: </div>									
PAVING ST. ALBANS-SHELDON STP 2941(1)	PE	100,000	0	0	25,000	50,000	25,000	0	0
	ROW	0	0	0	0	0	0	0	0
	CONST	3,300,000	0	0	0	0	825,000	2,475,000	0
	OTHER	0	0	0	0	0	0	0	0
	TOTAL	3,400,000	0	0	25,000	50,000	850,000	2,475,000	0
<div> Route: VT-105 YearAdded: 2013 Project Manager: Brandon Kipp 802-224-6110 </div> <div> Description: RESURFACE VT105 IN ST. ALBANS, SWANTON AND SHELDON, BEGINNING 0.023 MILE EAST OF THE ST. ALBANS CITY LINE AND EXTENDING EASTERLY 7.833 MILES. </div> <div> Comments: </div>									

Agency of Transportation Multiyear Transportation Program

PROJECT INFORMATION	PHASE AND FUNDING	ESTIMATED TOTAL COST	ACTUAL EXPENDED THRU FY 2019	ESTIMATED CURRENT YEAR FY 2020	ESTIMATED BUDGET YEAR FY 2021	PROJECTED FY 2022	PROJECTED FY 2023	PROJECTED FY 2024	ESTIMATED COST TO COMPLETE
PAVING STATEWIDE	PE	202,292	0	2,291	50,000	50,000	50,000	50,001	0
	ROW	0	0	0	0	0	0	0	0
	CONST	6,957,596	0	1,707,596	750,000	1,500,000	1,500,000	1,500,000	0
	OTHER	0	0	0	0	0	0	0	0
	TOTAL	7,159,888	0	1,709,887	800,000	1,550,000	1,550,000	1,550,001	0
Route:	Description: CRACK SEAL.								
YearAdded: 2007 Project Manager: Jesse Devlin 802-793-0182	Comments:								
PAVING STATEWIDE	PE	5,833	0	5,833	0	0	0	0	0
	ROW	0	0	0	0	0	0	0	0
	CONST	9,539,732	0	789,732	1,250,000	2,500,000	2,500,000	2,500,000	0
	OTHER	0	0	0	0	0	0	0	0
	TOTAL	9,545,565	0	795,565	1,250,000	2,500,000	2,500,000	2,500,000	0
Route:	Description: DISTRICT LEVELING.								
YearAdded: 2007 Project Manager: Jesse Devlin 802-793-0182	Comments:								
PAVING STATEWIDE	PE	400,000	0	0	100,000	100,000	100,000	100,000	0
	ROW	0	0	0	0	0	0	0	0
	CONST	0	0	0	0	0	0	0	0
	OTHER	0	0	0	0	0	0	0	0
	TOTAL	400,000	0	0	100,000	100,000	100,000	100,000	0
Route:	Description: PAVEMENT ANALYSIS AND TESTING.								
YearAdded: 2007 Project Manager: Jesse Devlin 802-793-0182	Comments:								

Agency of Transportation Multiyear Transportation Program

PROJECT INFORMATION	PHASE AND FUNDING	ESTIMATED TOTAL COST	ACTUAL EXPENDED THRU FY 2019	ESTIMATED CURRENT YEAR FY 2020	ESTIMATED BUDGET YEAR FY 2021	PROJECTED FY 2022	PROJECTED FY 2023	PROJECTED FY 2024	ESTIMATED COST TO COMPLETE
PAVING	PE	1,238,916	0	188,916	150,000	300,000	300,000	300,000	0
STATEWIDE	ROW	0	0	0	0	0	0	0	0
	CONST	58,524,217	0	2,000,000	15,024,217	11,500,000	15,000,000	15,000,000	0
	OTHER	0	0	0	0	0	0	0	0
	TOTAL	59,763,133	0	2,188,916	15,174,217	11,800,000	15,300,000	15,300,000	0
Route:	Description: PREVENTIVE MAINTENANCE SURFACE TREATMENTS.								
YearAdded: 2007 Project Manager: Jesse Devlin 802-793-0182	Comments:								
PAVING	PE	1,000,000	0	100,000	150,000	250,000	250,000	250,000	0
STATEWIDE	ROW	0	0	0	0	0	0	0	0
	CONST	18,500,000	0	0	0	500,000	9,000,000	9,000,000	0
	OTHER	0	0	0	0	0	0	0	0
	TOTAL	19,500,000	0	100,000	150,000	750,000	9,250,000	9,250,000	0
Route:	Description: Statewide federal paving								
YearAdded: 2018 Project Manager: --	Comments:								
PAVING	PE	0	0	0	0	0	0	0	0
STATEWIDE	ROW	0	0	0	0	0	0	0	0
	CONST	2,000,000	0	250,000	250,000	500,000	500,000	500,000	0
	OTHER	0	0	0	0	0	0	0	0
	TOTAL	2,000,000	0	250,000	250,000	500,000	500,000	500,000	0
Route: DISTRICT CULVERT	Description: DISTRICT CULVERT.								
YearAdded: 2015 Project Manager: Jesse Devlin 802-793-0182	Comments:								

Agency of Transportation Multiyear Transportation Program

PROJECT INFORMATION	PHASE AND FUNDING	ESTIMATED TOTAL COST	ACTUAL EXPENDED THRU FY 2019	ESTIMATED CURRENT YEAR FY 2020	ESTIMATED BUDGET YEAR FY 2021	PROJECTED FY 2022	PROJECTED FY 2023	PROJECTED FY 2024	ESTIMATED COST TO COMPLETE
PAVING	PE	2,900,000	0	0	600,000	300,000	1,000,000	1,000,000	0
STATEWIDE	ROW	0	0	0	0	0	0	0	0
	CONST	37,250,000	0	0	0	250,000	25,000,000	12,000,000	0
	OTHER	0	0	0	0	0	0	0	0
	TOTAL	40,150,000	0	0	600,000	550,000	26,000,000	13,000,000	0
Route: VARIOUS-ROUTES	Description: PAVING PROJECTS TO BE IDENTIFIED.								
YearAdded: 2007 Project Manager: Jesse Devlin 802-793-0182	Comments:								
PAVING	PE	700,000	0	0	100,000	200,000	200,000	200,000	0
STATEWIDE	ROW	0	0	0	0	0	0	0	0
Class 1 Paving	CONST	400,000	0	0	0	0	200,000	200,000	0
	OTHER	0	0	0	0	0	0	0	0
	TOTAL	1,100,000	0	0	100,000	200,000	400,000	400,000	0
Route:	Description: Statewide Class 1 paving to be identified.								
YearAdded: 2019 Project Manager: Jesse Devlin 802-793-0182	Comments:								
PAVING	PE	203,634	3,634	100,000	0	0	0	0	0
STATEWIDE	ROW	0	0	0	0	0	0	0	0
STP FWD(14)	CONST	0	0	0	0	0	0	0	0
	OTHER	0	0	0	0	0	0	0	0
	TOTAL	203,634	3,634	100,000	0	0	0	0	0
Route:	Description: Performance and analysis of falling weight deflectometer tests, coring, skid tests, pavement roughness tests. Also includes equipment purchases, training, supplies and repairs.								
YearAdded: 2020 Project Manager: Jesse Devlin 802-793-0182	Comments:								

Agency of Transportation Multiyear Transportation Program

PROJECT INFORMATION	PHASE AND FUNDING	ESTIMATED TOTAL COST	ACTUAL EXPENDED THRU FY 2019	ESTIMATED CURRENT YEAR FY 2020	ESTIMATED BUDGET YEAR FY 2021	PROJECTED FY 2022	PROJECTED FY 2023	PROJECTED FY 2024	ESTIMATED COST TO COMPLETE
PAVING	PE	2,800,000	0	0	700,000	700,000	700,000	700,000	0
STATEWIDE	ROW	0	0	0	0	0	0	0	0
STP PAVE()	CONST	0	0	0	0	0	0	0	0
	OTHER	0	0	0	0	0	0	0	0
	TOTAL	2,800,000	0	0	700,000	700,000	700,000	700,000	0
Route:	Description: PROJECT IS FOR ROADWAY SURFACE INVENTORY, DEVELOPING THE ANNUAL PAVING PROGRAM, MAINTENANCE AND OPERATION OF THE PAVEMENT MANAGEMENT SYSTEM, PERFORM SKID TESTING AND FALLING WEIGHT DEFLECTOMETER TESTS, CORING AND ANALYSIS TO DETERMINE PROPER RESURFACING TREATMENT, AND PE OF PAVING PROJECTS IDENTIFIED								
YearAdded: 2020 Project Manager: Jesse Devlin 802-793-0182	Comments:								
PAVING	PE	350,000	181,571	168,429	0	0	0	0	0
STOWE	ROW	0	0	0	0	0	0	0	0
STP PC19(5)	CONST	1,554,834	0	354,834	1,200,000	0	0	0	0
	OTHER	0	0	0	0	0	0	0	0
	TOTAL	1,904,834	181,571	523,263	1,200,000	0	0	0	0
Route: VT-108	Description: Class 1 paving in Stowe on VT 100 from MM 2.945 to MM 3.987 and on VT 108 from MM 0.00 to MM 0.507.								
YearAdded: 2018 Project Manager: Brandon Kipp 802-224-6110	Comments:								
PAVING	PE	450,000	382,846	100,000	0	0	0	0	0
STOWE-MORRISTOWN	ROW	0	0	579	0	0	0	0	0
STP PS19(3)	CONST	11,986,104	0	2,000,000	7,986,104	2,000,000	0	0	0
	OTHER	0	0	0	0	0	0	0	0
	TOTAL	12,436,104	382,846	2,100,579	7,986,104	2,000,000	0	0	0
Route: VT-100	Description: Reclamation of VT 100 from Stowe MM 3.987 to Morristown MM 4.872.								
YearAdded: 2018 Project Manager: Brandon Kipp 802-224-6110	Comments:								

Agency of Transportation Multiyear Transportation Program

PROJECT INFORMATION	PHASE AND FUNDING	ESTIMATED TOTAL COST	ACTUAL EXPENDED THRU FY 2019	ESTIMATED CURRENT YEAR FY 2020	ESTIMATED BUDGET YEAR FY 2021	PROJECTED FY 2022	PROJECTED FY 2023	PROJECTED FY 2024	ESTIMATED COST TO COMPLETE
PAVING	PE	100,000	0	0	50,000	50,000	0	0	0
SWANTON-HIGHGATE	ROW	0	0	0	0	0	0	0	0
STP PS22(3)	CONST	1,750,000	0	0	0	500,000	1,250,000	0	0
	OTHER	0	0	0	0	0	0	0	0
	TOTAL	1,850,000	0	0	50,000	550,000	1,250,000	0	0
Route: US-7	Description: Resurfacing along US 7 from Swanton mm 6.764 to Highgate 6.209.								
YearAdded: 2021 Project Manager: Jesse Devlin 802-793-0182	Comments:								
PAVING	PE	425,000	330,474	94,526	0	0	0	0	0
UNDERHILL-CAMBRIDGE	ROW	0	0	0	0	0	0	0	0
STP PS19(11)	CONST	7,031,447	0	2,000,000	5,031,447	0	0	0	0
	OTHER	0	0	0	0	0	0	0	0
	TOTAL	7,456,447	330,474	2,094,526	5,031,447	0	0	0	0
Route: VT-15	Description: Reclamation along VT 15 from Underhill MM 4.351 to MM 5.01 in Cambridge.								
YearAdded: 2018 Project Manager: Brandon Kipp 802-224-6110	Comments:								
PAVING	PE	225,000	98,073	126,927	0	0	0	0	0
VERGENNES	ROW	0	0	0	0	0	0	0	0
STP PC20(1)	CONST	2,495,522	0	500,000	1,995,522	0	0	0	0
	OTHER	0	0	0	0	0	0	0	0
	TOTAL	2,720,522	98,073	626,927	1,995,522	0	0	0	0
Route: VT-22A	Description: Class 1 paving in Vergennes on VT 22A and Ferrisburgh State Highway								
YearAdded: 2020 Project Manager: Brandon Kipp 802-224-6110	Comments:								

Agency of Transportation Multiyear Transportation Program

PROJECT INFORMATION	PHASE AND FUNDING	ESTIMATED TOTAL COST	ACTUAL EXPENDED THRU FY 2019	ESTIMATED CURRENT YEAR FY 2020	ESTIMATED BUDGET YEAR FY 2021	PROJECTED FY 2022	PROJECTED FY 2023	PROJECTED FY 2024	ESTIMATED COST TO COMPLETE
PAVING WATERBURY STP PC20(5)	PE	85,000	15,888	69,112	0	0	0	0	0
	ROW	0	0	0	0	0	0	0	0
	CONST	574,445	0	60,000	514,445	0	0	0	0
	OTHER	0	0	0	0	0	0	0	0
	TOTAL	659,445	15,888	129,112	514,445	0	0	0	0
Route: VT-100	Description: Class 1 paving along US 2 in Waterbury from mm 3.509 to 3.828. Also VT100, beginning at the US2 roundabout and extending northerly approx. 0.131 mile.								
YearAdded: 2021 Project Manager: Brandon Kipp 802-224-6110	Comments:								
PAVING WATERFORD-ST. JOHNSBURY STP FPAV(15)	PE	44,686	44,639	487	0	0	0	0	0
	ROW	0	0	0	0	0	0	0	0
	CONST	2,576,740	0	1,576,740	1,000,000	0	0	0	0
	OTHER	0	0	0	0	0	0	0	0
	TOTAL	2,621,427	44,639	1,577,227	1,000,000	0	0	0	0
Route: VT-18	Description: Paving on VT 18 in Waterford and St. Johnsbury, beginning at mm 0.00 (New Hampshire state line) and extending northerly 7.887 miles to the US2 jct.								
YearAdded: 2020 Project Manager: Brandon Kipp 802-224-6110	Comments:								
PAVING WEST RUTLAND STP PC19(6)	PE	175,000	169,253	5,747	0	0	0	0	0
	ROW	0	0	0	0	0	0	0	0
	CONST	2,241,052	0	300,000	1,941,052	0	0	0	0
	OTHER	0	0	0	0	0	0	0	0
	TOTAL	2,416,052	169,253	305,747	1,941,052	0	0	0	0
Route: VT-4A	Description: Class 1 paving in West Rutland on VT 133 from MM 0.710 to MM 1.722 and on VT 4A from MM 1.782 to MM 2.657.								
YearAdded: 2018 Project Manager: Matthew Bogaczyk 802-793-5321	Comments:								

Agency of Transportation Multiyear Transportation Program

PROJECT INFORMATION	PHASE AND FUNDING	ESTIMATED TOTAL COST	ACTUAL EXPENDED THRU FY 2019	ESTIMATED CURRENT YEAR FY 2020	ESTIMATED BUDGET YEAR FY 2021	PROJECTED FY 2022	PROJECTED FY 2023	PROJECTED FY 2024	ESTIMATED COST TO COMPLETE
PAVING	PE	195,000	147,348	47,652	0	0	0	0	0
WEST RUTLAND-RUTLAND	ROW	0	0	0	0	0	0	0	0
STP FPAV(18)	CONST	4,126,001	0	1,000,000	3,126,001	0	0	0	0
	OTHER	0	0	0	0	0	0	0	0
	TOTAL	4,321,001	147,348	1,047,652	3,126,001	0	0	0	0
Route: BUS-4	Description: Paving on Business Route US 4 from West Rutland ETEMM 0 to Rutland ETEMM 2.429.								
YearAdded: 2020 Project Manager: Matthew Bogaczyk 802-793-5321	Comments:								
PAVING	PE	50,000	646	15,000	34,354	0	0	0	0
WHITINGHAM	ROW	0	0	0	0	0	0	0	0
STP FPAV(34)	CONST	2,420,000	0	0	0	2,420,000	0	0	0
	OTHER	0	0	0	0	0	0	0	0
	TOTAL	2,470,000	646	15,000	34,354	2,420,000	0	0	0
Route: VT-100	Description: Paving along VT 100 in Whitingham from mm 2.6 to mm 8.1								
YearAdded: 2021 Project Manager: Brandon Kipp 802-224-6110	Comments:								
PAVING	PE	560,000	109,687	225,000	225,313	0	0	0	0
WILMINGTON-BRATTLEBORO	ROW	0	0	0	0	0	0	0	0
NH 2971(1)	CONST	13,225,000	0	0	2,000,000	10,000,000	1,225,000	0	0
	OTHER	0	0	0	0	0	0	0	0
	TOTAL	13,785,000	109,687	225,000	2,225,313	10,000,000	1,225,000	0	0
Route: VT-9	Description: Resurfacing along VT 9 from Wilmington MM 7.077 to Brattleboro MM 4.178.								
YearAdded: 2018 Project Manager: Matthew Bogaczyk 802-793-5321	Comments:								

Agency of Transportation Multiyear Transportation Program

PROJECT INFORMATION	PHASE AND FUNDING	ESTIMATED TOTAL COST	ACTUAL EXPENDED THRU FY 2019	ESTIMATED CURRENT YEAR FY 2020	ESTIMATED BUDGET YEAR FY 2021	PROJECTED FY 2022	PROJECTED FY 2023	PROJECTED FY 2024	ESTIMATED COST TO COMPLETE
PAVING WILMINGTON-STRATTON STP PS19(7)	PE	220,000	208,692	11,308	0	0	0	0	0
	ROW	0	0	0	0	0	0	0	0
	CONST	5,888,472	0	4,000,000	1,888,472	0	0	0	0
	OTHER	0	0	0	0	0	0	0	0
	TOTAL	6,108,472	208,692	4,011,308	1,888,472	0	0	0	0
Route: VT-100	Description: Resurfacing VT 100 beginning in Wilmington at MM 2.469 through Dover, ending in Stratton at MM 1.337.								
YearAdded: 2018 Project Manager: Matthew Bogaczyk 802-793-5321	Comments:								
PAVING WINDSOR-HARTLAND STP FPAV(31)	PE	65,000	5,591	59,409	0	0	0	0	0
	ROW	0	0	0	0	0	0	0	0
	CONST	4,412,940	0	700,000	3,712,940	0	0	0	0
	OTHER	0	0	0	0	0	0	0	0
	TOTAL	4,477,940	5,591	759,409	3,712,940	0	0	0	0
Route: US-5	Description: RESURFACE US ROUTE 5 IN WINDSOR AND HARTLAND, BEGINNING AT MM 0.800 IN WINDSOR AND EXTENDING NORTHERLY 2.439 MI. TO MM 3.239 IN WINDSOR. RESUME AT MM 4.039 AND EXTEND NORTHERLY 10.478 MI. TO MM 7.672 IN HARTLAND. EXCLUDES WINDSOR CLASS I, 0.800 MI.								
YearAdded: 2021 Project Manager: Brandon Kipp 802-224-6110	Comments:								
PAVING WINOOSKI NH PC21(2)	PE	150,000	0	150,000	0	0	0	0	0
	ROW	0	0	0	0	0	0	0	0
	CONST	1,000,000	0	0	250,000	750,000	0	0	0
	OTHER	0	0	0	0	0	0	0	0
	TOTAL	1,150,000	0	150,000	250,000	750,000	0	0	0
Route: US-7	Description: Class 1 concrete repair on US 7 and West Allen St.								
YearAdded: 2020 Project Manager: Matthew Bogaczyk 802-793-5321	Comments:								

Agency of Transportation Multiyear Transportation Program

PROJECT INFORMATION	PHASE AND FUNDING	ESTIMATED TOTAL COST	ACTUAL EXPENDED THRU FY 2019	ESTIMATED CURRENT YEAR FY 2020	ESTIMATED BUDGET YEAR FY 2021	PROJECTED FY 2022	PROJECTED FY 2023	PROJECTED FY 2024	ESTIMATED COST TO COMPLETE
PAVING	PE	250,000	0	85,000	115,000	50,000	0	0	0
WINOOSKI	ROW	0	0	0	0	0	0	0	0
NH PC22(2)	CONST	2,000,000	0	0	0	400,000	1,600,000	0	0
	OTHER	0	0	0	0	0	0	0	0
	TOTAL	2,250,000	0	85,000	115,000	450,000	1,600,000	0	0
Route: VT-15	Description: Class 1 paving along US 7 and VT 15								
YearAdded: 2020 Project Manager: Matthew Bogaczyk 802-793-5321	Comments:								
PAVING	PE	300,000	80,124	119,876	100,000	0	0	0	0
WOODSTOCK	ROW	0	0	0	0	0	0	0	0
NH PC21(5)	CONST	1,495,000	0	0	300,000	1,195,000	0	0	0
	OTHER	0	0	0	0	0	0	0	0
	TOTAL	1,795,000	80,124	119,876	400,000	1,195,000	0	0	0
Route: US-4	Description: Class 1 paving in Woodstock along US 4 from mm 5.645 to mm 6.960								
YearAdded: 2020 Project Manager: Matthew Bogaczyk 802-793-5321	Comments:								
PAVING	PE	300,000	56,826	193,174	50,000	0	0	0	0
WOODSTOCK	ROW	0	0	0	0	0	0	0	0
STP PC21(3)	CONST	1,570,700	0	0	300,000	1,270,700	0	0	0
	OTHER	0	0	0	0	0	0	0	0
	TOTAL	1,870,700	56,826	193,174	350,000	1,270,700	0	0	0
Route: VT-12	Description: Class 1 paving in Woodstock along US 4, VT 12 and VT 106								
YearAdded: 2020 Project Manager: Matthew Bogaczyk 802-793-5321	Comments:								

Interstate Bridges

The proposed budget provides funding for the inspection, design, construction and some maintenance of interstate bridges. VTrans continues to focus its efforts on the preservation and enhancement of 523 bridges and large culverts on Vermont's interstate system, and continues to achieve steady progress towards improving their overall condition.

The Interstate Bridge Program is funded at approximately **\$22.65 million in FY21**, accounting for 14 PE & ROW projects and 21 construction projects.

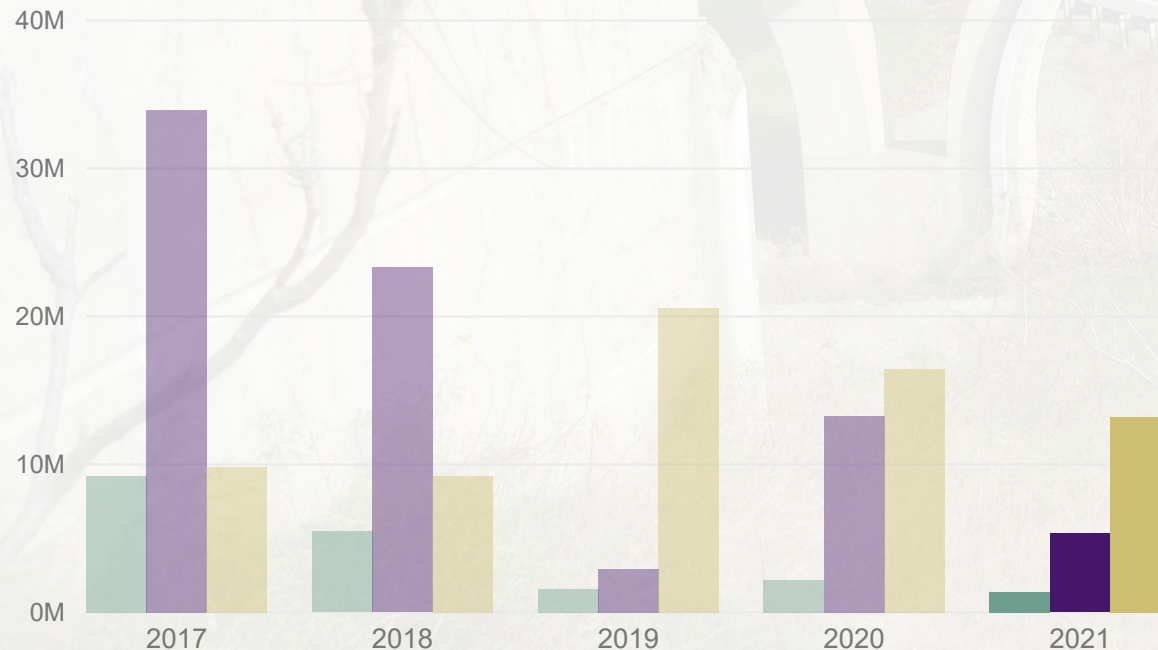
4 Interstate Bridge Replacement Projects

7 Interstate Bridge Deck Replacement Projects

8 Interstate Bridge Rehabilitation Projects

Spending by Work Type & Year (\$, Millions)

Work Type ● Preventive Maintenance ● Reconstruction ● Rehabilitation



Spending by Fiscal Year (\$, Millions)





Interstate Bridges FY 2021 GOVERNOR'S RECOMMEND - TRANSPORTATION PROGRAM											
PROJECT	DESCRIPTION	OTHER	PE	ROW	CONST	TOTAL	T FUND	TIB/TIB Bond	FEDERAL	LOCAL	TOTAL
BERLIN IM DECK(42)	Replace deck on BR37N				\$1,267,450	\$1,267,450	\$0	\$126,745	\$1,140,705	\$0	\$1,267,450
BERLIN IM DECK(43)	Replace deck on BR37S				\$300,000	\$300,000	\$0	\$30,000	\$270,000	\$0	\$300,000
BERLIN IM DECK(44)	Replace deck on BR38N				\$1,024,718	\$1,024,718	\$0	\$102,472	\$922,246	\$0	\$1,024,718
BERLIN IM DECK(45)	Replace deck on BR38S				\$300,000	\$300,000	\$0	\$30,000	\$270,000	\$0	\$300,000
BOLTON IM 089-2(45)	REHAB BR51-3 ON I-89				\$365,201	\$365,201	\$36,520	\$0	\$328,681	\$0	\$365,201
BRATTLEBORO BM19203	Repair BR54A on VT9				\$250,000	\$250,000	\$25,000	\$0	\$225,000	\$0	\$250,000
BRATTLEBORO IM 091-1(82)	Scope to evaluate alts.		\$40,000		\$150,000	\$190,000	\$19,000	\$0	\$171,000	\$0	\$190,000
COLCHESTER IM 089-3(69)	REPLACE DECK/RAIL, BR76 & 77				\$92,329	\$92,329	\$0	\$9,233	\$83,096	\$0	\$92,329
COLCHESTER NH 028-1(31)	Improve US2/US7; I-89 Exit #17		\$600,000	\$500,000		\$1,100,000	\$0	\$0	\$1,100,000	\$0	\$1,100,000
FAIRLEE-ST. JOHNSBURY IM 091-2(88)	Scope to evaluate alts.		\$20,000			\$20,000	\$2,000	\$0	\$18,000	\$0	\$20,000
GEORGIA BM20801	Bridge maintenance				\$145,000	\$145,000	\$14,500	\$0	\$130,500	\$0	\$145,000
HARTFORD IM 091-2(90)	Replace joints BR44 N&S		\$30,000		\$450,000	\$480,000	\$48,000	\$0	\$432,000	\$0	\$480,000
HARTLAND IM 091-1(68)	REHAB OF BR37 ON I-91				\$3,695,817	\$3,695,817	\$0	\$184,791	\$3,511,026	\$0	\$3,695,817
LEBANON-HARTFORD IM A001(154)	REHAB CONN. RIVER BRIDGE				\$3,000,000	\$3,000,000	\$0	\$300,000	\$2,700,000	\$0	\$3,000,000
LYNDON IM 091-3(53)	Scoping for BR96-3 N&S		\$63,000			\$63,000	\$6,300	\$0	\$56,700	\$0	\$63,000
MIDDLESEX IM 089-2(50)	REHAB BR45-1		\$28,223		\$200,000	\$228,223	\$22,822	\$0	\$205,401	\$0	\$228,223
MILTON IM 089-3(66)	REPLACE BR81 N&S				\$1,182,637	\$1,182,637	\$0	\$118,264	\$1,064,373	\$0	\$1,182,637
NORWICH IM 091-2(89)	REHAB BR48S		\$100,000			\$100,000	\$10,000	\$0	\$90,000	\$0	\$100,000
RICHMOND IM 089-2(52)	Replace BR29 on US2		\$194,597	\$10,000		\$204,597	\$20,460	\$0	\$184,137	\$0	\$204,597
ROCKINGHAM IM 091-1(66)	REPLACE BR24 N&S				\$2,842,128	\$2,842,128	\$0	\$284,213	\$2,557,915	\$0	\$2,842,128
ROCKINGHAM IM 091-1(81)	Scoping for BR24-3		\$63,000			\$63,000	\$6,300	\$0	\$56,700	\$0	\$63,000
ROYALTON IM 089-1(63)	REHAB BR26 N&S		\$145,568	\$20,000	\$350,000	\$515,568	\$51,557	\$0	\$464,011	\$0	\$515,568

Interstate Bridges
FY 2021 GOVERNOR'S RECOMMEND - TRANSPORTATION PROGRAM

PROJECT	DESCRIPTION	OTHER	PE	ROW	CONST	TOTAL	T FUND	TIB/TIB Bond	FEDERAL	LOCAL	TOTAL
SHARON BM20401	Bridge maintenance				\$195,000	\$195,000	\$19,500	\$0	\$175,500	\$0	\$195,000
SHARON IM 089-1(64)	REHAB BR17 N&S		\$76,062		\$300,000	\$376,062	\$37,606	\$0	\$338,456	\$0	\$376,062
SHEFFIELD BM19702	Line culvert BR101-2N on I-91						\$0	\$0	\$0	\$0	
SPRINGFIELD BM19204	Repair I-91 BR25 N&S				\$345,000	\$345,000	\$34,500	\$0	\$310,500	\$0	\$345,000
SPRINGFIELD IM 091-1(83)	REHAB BR28 N&S		\$100,000			\$100,000	\$10,000	\$0	\$90,000	\$0	\$100,000
STATEWIDE	Interstate Bridges D&E TBI		\$150,000			\$150,000	\$15,000	\$0	\$135,000	\$0	\$150,000
STATEWIDE	LARGE CULVERT REPLACE/REHAB		\$50,000		\$2,200,000	\$2,250,000	\$225,000	\$0	\$2,025,000	\$0	\$2,250,000
STATEWIDE	Interstate Br. maintenance TBI		\$50,000		\$1,000,000	\$1,050,000	\$105,000	\$0	\$945,000	\$0	\$1,050,000
WEATHERSFIELD IM 091-1(69)	REPLACE BR30 N&S DECKS ON I-91		\$79,802		\$250,000	\$329,802	\$32,980	\$0	\$296,822	\$0	\$329,802
WESTMINSTER IM 091-1(70)	DECK/BEARING, BR21N&S ON I-91		\$28,360		\$400,000	\$428,360	\$42,836	\$0	\$385,524	\$0	\$428,360
TOTAL Interstate Bridges			\$1,818,612	\$530,000	\$20,305,280	\$22,653,892	\$784,881	\$1,185,717	\$20,683,294	\$0	\$22,653,892
					Total Appropriation		\$784,881	\$1,185,717	\$20,683,294	\$0	\$22,653,892

INTERSTATE BRIDGES

	Estimated Budget Year FY 2021	Projected FY 2022	Projected FY 2023	Projected FY 2024
PE	\$1,818,612	\$1,828,153	\$1,370,806	\$800,000
ROW	\$530,000	\$310,000	\$0	\$0
CONST	\$20,305,280	\$32,858,995	\$43,796,482	\$40,978,180
OTHER	\$0	\$0	\$0	\$0
TOTAL	\$22,653,892	\$34,997,148	\$45,167,288	\$41,778,180

Agency of Transportation Multiyear Transportation Program

PROJECT INFORMATION	PHASE AND FUNDING	ESTIMATED TOTAL COST	ACTUAL EXPENDED THRU FY 2019	ESTIMATED CURRENT YEAR FY 2020	ESTIMATED BUDGET YEAR FY 2021	PROJECTED FY 2022	PROJECTED FY 2023	PROJECTED FY 2024	ESTIMATED COST TO COMPLETE
INTERSTATE BRIDGES	PE	170,000	132,220	37,780	0	0	0	0	0
BERLIN	ROW	0	0	0	0	0	0	0	0
IM DECK(42)	CONST	1,667,450	0	150,000	1,267,450	250,000	0	0	0
	OTHER	0	0	0	0	0	0	0	0
	TOTAL	1,837,450	132,220	187,780	1,267,450	250,000	0	0	0
Route: I-89	Description: REPLACEMENT OF DECK AND MINOR RELATED WORK ON BRIDGE 37N ON I 89 IN BERLIN OVER TH 40								
YearAdded: 2017 Project Manager: Thilliyar Mahendraratnam 802-917-2758	Comments:								
INTERSTATE BRIDGES	PE	155,000	105,413	49,587	0	0	0	0	0
BERLIN	ROW	0	0	0	0	0	0	0	0
IM DECK(43)	CONST	1,626,195	0	150,000	300,000	1,176,195	0	0	0
	OTHER	0	0	0	0	0	0	0	0
	TOTAL	1,781,195	105,413	199,587	300,000	1,176,195	0	0	0
Route: I-89	Description: REPLACEMENT OF DECK AND MINOR RELATED WORK ON BRIDGE 37S ON I 89 IN BERLIN OVER TH 40								
YearAdded: 2017 Project Manager: Thilliyar Mahendraratnam 802-917-2758	Comments:								
INTERSTATE BRIDGES	PE	155,000	84,182	70,817	0	0	0	0	0
BERLIN	ROW	0	0	0	0	0	0	0	0
IM DECK(44)	CONST	1,524,718	0	180,000	1,024,718	320,000	0	0	0
	OTHER	0	0	0	0	0	0	0	0
	TOTAL	1,679,718	84,182	250,817	1,024,718	320,000	0	0	0
Route: I-89	Description: REPLACEMENT OF DECK AND MINOR RELATED WORK ON BRIDGE 38N ON I 89 IN BERLIN OVER VT 62								
YearAdded: 2017 Project Manager: Thilliyar Mahendraratnam 802-917-2758	Comments:								

Agency of Transportation Multiyear Transportation Program

PROJECT INFORMATION	PHASE AND FUNDING	ESTIMATED TOTAL COST	ACTUAL EXPENDED THRU FY 2019	ESTIMATED CURRENT YEAR FY 2020	ESTIMATED BUDGET YEAR FY 2021	PROJECTED FY 2022	PROJECTED FY 2023	PROJECTED FY 2024	ESTIMATED COST TO COMPLETE
INTERSTATE BRIDGES BERLIN IM DECK(45)	PE	155,000	104,711	50,289	0	0	0	0	0
	ROW	0	0	0	0	0	0	0	0
	CONST	1,912,050	0	150,000	300,000	1,462,050	0	0	0
	OTHER	0	0	0	0	0	0	0	0
	TOTAL	2,067,050	104,711	200,289	300,000	1,462,050	0	0	0
Route: I-89 YearAdded: 2017 Project Manager: Thilliyar Mahendraratnam 802-917-2758	Description: REPLACEMENT OF DECK AND MINOR RELATED WORK ON BRIDGE 38S ON I 89 IN BERLIN OVER VT 62								
	Comments:								
INTERSTATE BRIDGES BOLTON IM 089-2(45)	PE	180,493	166,684	13,809	0	0	0	0	0
	ROW	0	0	0	0	0	0	0	0
	CONST	515,201	0	150,000	365,201	0	0	0	0
	OTHER	0	0	0	0	0	0	0	0
	TOTAL	695,694	166,684	163,809	365,201	0	0	0	0
Route: I-89 YearAdded: 2015 Project Manager: James McCarthy 802-505-1451	Description: REHABILITATION OF BR51-3 ON I-89 IN BOLTON, OVER TH4.								
	Comments:								
INTERSTATE BRIDGES COLCHESTER IM 089-3(69)	PE	1,192,852	1,150,769	42,083	0	0	0	0	0
	ROW	0	0	0	0	0	0	0	0
	CONST	14,539,382	2,447,053	12,000,000	92,329	0	0	0	0
	OTHER	0	0	0	0	0	0	0	0
	TOTAL	15,732,234	3,597,822	12,042,083	92,329	0	0	0	0
Route: I-89 YearAdded: Prior to 2006 Project Manager: Todd Sumner 802-917-2755	Description: REPLACE DECK AND RAILING ON BRIDGE NOS. 76 N&S AND 77 N&S ON I-89 IN COLCHESTER.								
	Comments:								

Agency of Transportation Multiyear Transportation Program

PROJECT INFORMATION	PHASE AND FUNDING	ESTIMATED TOTAL COST	ACTUAL EXPENDED THRU FY 2019	ESTIMATED CURRENT YEAR FY 2020	ESTIMATED BUDGET YEAR FY 2021	PROJECTED FY 2022	PROJECTED FY 2023	PROJECTED FY 2024	ESTIMATED COST TO COMPLETE
INTERSTATE BRIDGES	PE	2,225,000	471,847	600,000	600,000	553,153	0	0	0
COLCHESTER	ROW	800,000	0	0	500,000	300,000	0	0	0
NH 028-1(31)	CONST	25,188,272	0	0	0	1,000,000	14,188,272	10,000,000	0
	OTHER	0	0	0	0	0	0	0	0
	TOTAL	28,213,272	471,847	600,000	1,100,000	1,853,153	14,188,272	10,000,000	0
Route: US-7	Description: Project is for improvements to the US Route 2 and US Route 7 intersection and the US Route 2 and Interstate 89 Exit 17 intersections. Project also includes bridge replacement and corresponding roadway improvements.								
YearAdded: 2016 Project Manager: Patricia Coburn 802-224-6667	Comments:								
INTERSTATE BRIDGES	PE	75,000	0	45,000	30,000	0	0	0	0
HARTFORD	ROW	0	0	0	0	0	0	0	0
IM 091-2(90)	CONST	1,725,000	0	0	450,000	1,275,000	0	0	0
	OTHER	0	0	0	0	0	0	0	0
	TOTAL	1,800,000	0	45,000	480,000	1,275,000	0	0	0
Route: I-91	Description: Project replacement of joints on bridges 44N&S on I-91 in Hartford crossing US-4, VT-14, New England Central railroad, and the White river.								
YearAdded: 2021 Project Manager: James McCarthy 802-505-1451	Comments:								
INTERSTATE BRIDGES	PE	667,207	440,984	226,223	0	0	0	0	0
HARTLAND	ROW	200,000	2,446	197,554	0	0	0	0	0
IM 091-1(68)	CONST	4,095,817	0	400,000	3,695,817	0	0	0	0
	OTHER	8,000	0	8,000	0	0	0	0	0
	TOTAL	4,971,024	443,430	831,777	3,695,817	0	0	0	0
Route: I-91	Description: REHABILITATION OF BR37 ON I-91 IN HARTLAND, TH41 OVER I-91.								
YearAdded: 2015 Project Manager: Thilliyar Mahendraratnam 802-917-2758	Comments:								

Agency of Transportation Multiyear Transportation Program

PROJECT INFORMATION	PHASE AND FUNDING	ESTIMATED TOTAL COST	ACTUAL EXPENDED THRU FY 2019	ESTIMATED CURRENT YEAR FY 2020	ESTIMATED BUDGET YEAR FY 2021	PROJECTED FY 2022	PROJECTED FY 2023	PROJECTED FY 2024	ESTIMATED COST TO COMPLETE
INTERSTATE BRIDGES	PE	740,000	631,193	108,807	0	0	0	0	0
LEBANON-HARTFORD	ROW	30,000	4,561	25,439	0	0	0	0	0
IM A001(154)	CONST	14,088,072	0	500,000	3,000,000	5,500,000	3,500,000	1,000,000	588,072
	OTHER	0	0	0	0	0	0	0	0
	TOTAL	14,858,072	635,755	634,246	3,000,000	5,500,000	3,500,000	1,000,000	588,072
Route: I-89	Description: REHABILITATION AND WIDENING OF I-89 BRIDGES SHARED WITH NEW HAMPSHIRE, OVER THE CONNECTICUT RIVER. NH BRIDGE NUMBERS 044/103 AND 044/104.								
YearAdded: 2012 Project Manager: Jonathan Griffin 802-595-0054	Comments:								
INTERSTATE BRIDGES	PE	127,957	74,735	25,000	28,223	0	0	0	0
MIDDLESEX	ROW	0	0	0	0	0	0	0	0
IM 089-2(50)	CONST	820,000	0	0	200,000	620,000	0	0	0
	OTHER	0	0	0	0	0	0	0	0
	TOTAL	947,957	74,735	25,000	228,223	620,000	0	0	0
Route: I-89	Description: INSTALL LINING TO EXISTING CULVERT (CGMPPA), BRIDGE NO. 45-1 (SHORT) ON I-89 IN MIDDLESEX.								
YearAdded: 2014 Project Manager: James McCarthy 802-505-1451	Comments:								
INTERSTATE BRIDGES	PE	225,316	225,316	0	0	0	0	0	0
MILTON	ROW	0	0	0	0	0	0	0	0
IM 089-3(66)	CONST	25,179,532	21,746,895	250,000	1,182,637	2,000,000	0	0	0
	OTHER	0	0	0	0	0	0	0	0
	TOTAL	25,404,848	21,972,211	250,000	1,182,637	2,000,000	0	0	0
Route: I-89	Description: REPLACEMENT OF BRIDGE NOS. 81 N&S ON I-89 IN MILTON, OVER THE LAMOILLE RIVER.								
YearAdded: 2012 Project Manager: Todd Sumner 802-917-2755	Comments:								

Agency of Transportation Multiyear Transportation Program

PROJECT INFORMATION	PHASE AND FUNDING	ESTIMATED TOTAL COST	ACTUAL EXPENDED THRU FY 2019	ESTIMATED CURRENT YEAR FY 2020	ESTIMATED BUDGET YEAR FY 2021	PROJECTED FY 2022	PROJECTED FY 2023	PROJECTED FY 2024	ESTIMATED COST TO COMPLETE
INTERSTATE BRIDGES RICHMOND IM 089-2(52)	PE	641,632	56,229	150,000	194,597	200,000	40,806	0	0
	ROW	40,000	0	20,000	10,000	10,000	0	0	0
	CONST	10,230,240	0	0	0	300,000	4,000,000	5,930,240	0
	OTHER	0	0	0	0	0	0	0	0
	TOTAL	10,911,872	56,229	170,000	204,597	510,000	4,040,806	5,930,240	0
Route: US-2 YearAdded: 2018 Project Manager: Carolyn Cota 802-917-4891	Description: Replacement of Bridge no. 29 on US-2 in Richmond over I-89.								
	Comments:								
INTERSTATE BRIDGES ROCKINGHAM IM 091-1(66)	PE	610,686	610,686	0	0	0	0	0	0
	ROW	0	0	0	0	0	0	0	0
	CONST	49,465,713	34,123,585	12,500,000	2,842,128	0	0	0	0
	OTHER	0	0	0	0	0	0	0	0
	TOTAL	50,076,399	34,734,271	12,500,000	2,842,128	0	0	0	0
Route: I-91 YearAdded: 2013 Project Manager: Carolyn Cota 802-917-4891	Description: REPLACEMENT OF BRIDGE NOS. 24 N&S ON I-91 IN ROCKINGHAM, OVER THE GREEN MOUNTAIN RAILROAD AND THE WILLIAMS RIVER.								
	Comments:								
INTERSTATE BRIDGES ROYALTON IM 089-1(63)	PE	709,245	364,324	199,353	145,568	0	0	0	0
	ROW	100,000	0	80,000	20,000	0	0	0	0
	CONST	20,303,250	0	0	350,000	5,868,250	7,900,000	6,185,000	0
	OTHER	0	0	0	0	0	0	0	0
	TOTAL	21,112,495	364,324	279,353	515,568	5,868,250	7,900,000	6,185,000	0
Route: I-89 YearAdded: 2014 Project Manager: Wendy Pelletier 802-595-4404	Description: REHAB BR26 N&S ON I-89, OVER VT107, NECR AND THE WHITE RIVER.								
	Comments:								

Agency of Transportation Multiyear Transportation Program

PROJECT INFORMATION	PHASE AND FUNDING	ESTIMATED TOTAL COST	ACTUAL EXPENDED THRU FY 2019	ESTIMATED CURRENT YEAR FY 2020	ESTIMATED BUDGET YEAR FY 2021	PROJECTED FY 2022	PROJECTED FY 2023	PROJECTED FY 2024	ESTIMATED COST TO COMPLETE
INTERSTATE BRIDGES SHARON IM 089-1(64)	PE	517,280	331,218	110,000	76,062	0	0	0	0
	ROW	0	0	0	0	0	0	0	0
	CONST	4,826,250	0	0	300,000	2,400,000	2,126,250	0	0
	OTHER	0	0	0	0	0	0	0	0
	TOTAL	5,343,530	331,218	110,000	376,062	2,400,000	2,126,250	0	0
Route: I-89 YearAdded: 2014 Project Manager: Wendy Pelletier 802-595-4404	Description: REHABILITATE BRIDGE NO. 17N&S ON I-89 IN SHARON, OVER VT14 AND THE WHITE RIVER.								
	Comments:								
INTERSTATE BRIDGES STATEWIDE	PE	250,000	0	50,000	50,000	50,000	50,000	50,000	0
	ROW	0	0	0	0	0	0	0	0
	CONST	9,300,000	0	500,000	2,200,000	2,200,000	2,200,000	2,200,000	0
	OTHER	0	0	0	0	0	0	0	0
	TOTAL	9,550,000	0	550,000	2,250,000	2,250,000	2,250,000	2,250,000	0
Route: YearAdded: 2007 Project Manager: Pamela Thurber 802-595-2270	Description: PROJECT IS FOR REPLACEMENT OF LARGE CULVERTS ON THE INTERSTATE SYSTEM.								
	Comments:								
INTERSTATE BRIDGES STATEWIDE	PE	223,064	0	23,064	50,000	50,000	50,000	50,000	0
	ROW	0	0	0	0	0	0	0	0
	CONST	6,921,061	0	486,061	1,935,000	1,500,000	1,500,000	1,500,000	0
	OTHER	0	0	0	0	0	0	0	0
	TOTAL	7,144,125	0	509,125	1,985,000	1,550,000	1,550,000	1,550,000	0
Route: YearAdded: 2008 Project Manager: Pamela Thurber 802-595-2270	Description: BRIDGE MAINTENANCE.								
	Comments:								

Agency of Transportation Multiyear Transportation Program

PROJECT INFORMATION	PHASE AND FUNDING	ESTIMATED TOTAL COST	ACTUAL EXPENDED THRU FY 2019	ESTIMATED CURRENT YEAR FY 2020	ESTIMATED BUDGET YEAR FY 2021	PROJECTED FY 2022	PROJECTED FY 2023	PROJECTED FY 2024	ESTIMATED COST TO COMPLETE
INTERSTATE BRIDGES	PE	3,690,000	0	269,000	516,000	975,000	1,230,000	700,000	0
STATEWIDE	ROW	0	0	0	0	0	0	0	0
	CONST	13,617,500	0	0	150,000	287,500	2,480,000	10,700,000	0
	OTHER	0	0	0	0	0	0	0	0
	TOTAL	17,307,500	0	269,000	666,000	1,262,500	3,710,000	11,400,000	0
Route:	Description: PROJECT IS FOR THE AGENCY'S ESTIMATED EXPENDITURES ON TRANSPORTATION - INTERSTATE BRIDGE PROJECTS THAT ARE CURRENTLY UNDER DEVELOPMENT, EVALUATION AND SCOPING.								
YearAdded: Prior to 2006 Project Manager: Pamela Thurber 802-595-2270	Comments:								
INTERSTATE BRIDGES	PE	422,523	297,722	45,000	79,802	0	0	0	0
WEATHERSFIELD	ROW	0	0	0	0	0	0	0	0
IM 091-1(69)	CONST	5,776,100	0	0	250,000	2,600,000	1,901,960	1,024,140	0
	OTHER	0	0	0	0	0	0	0	0
	TOTAL	6,198,623	297,722	45,000	329,802	2,600,000	1,901,960	1,024,140	0
Route: I-91	Description: REPLACE BRIDGE DECKS FOR BR30 N&S ON I-91 IN WEATHERSFIELD, OVER VT131.								
YearAdded: 2015 Project Manager: Wendy Pelletier 802-595-4404	Comments:								
INTERSTATE BRIDGES	PE	469,438	419,078	22,000	28,360	0	0	0	0
WESTMINSTER	ROW	0	0	0	0	0	0	0	0
IM 091-1(70)	CONST	10,938,800	0	0	400,000	4,100,000	4,000,000	2,438,800	0
	OTHER	0	0	0	0	0	0	0	0
	TOTAL	11,408,238	419,078	22,000	428,360	4,100,000	4,000,000	2,438,800	0
Route: I-91	Description: REPLACE DECK AND BEARINGS ON BR21 N&S ON I-91 IN WESTMINSTER, OVER TH1 ("VT121").								
YearAdded: 2015 Project Manager: Wendy Pelletier 802-595-4404	Comments:								



State Highway Bridges

The proposed budget provides funding for the inspection, design, construction and some maintenance of state highway bridges. VTrans continues to focus its efforts on the preservation and enhancement of 1,862 state highway bridges, and continues to achieve steady progress towards improving their overall condition.

The State Highway Bridge Program is funded at approximately **\$67.96 million in FY21**, accounting for 48 PE & ROW projects and 35 construction projects across the State.

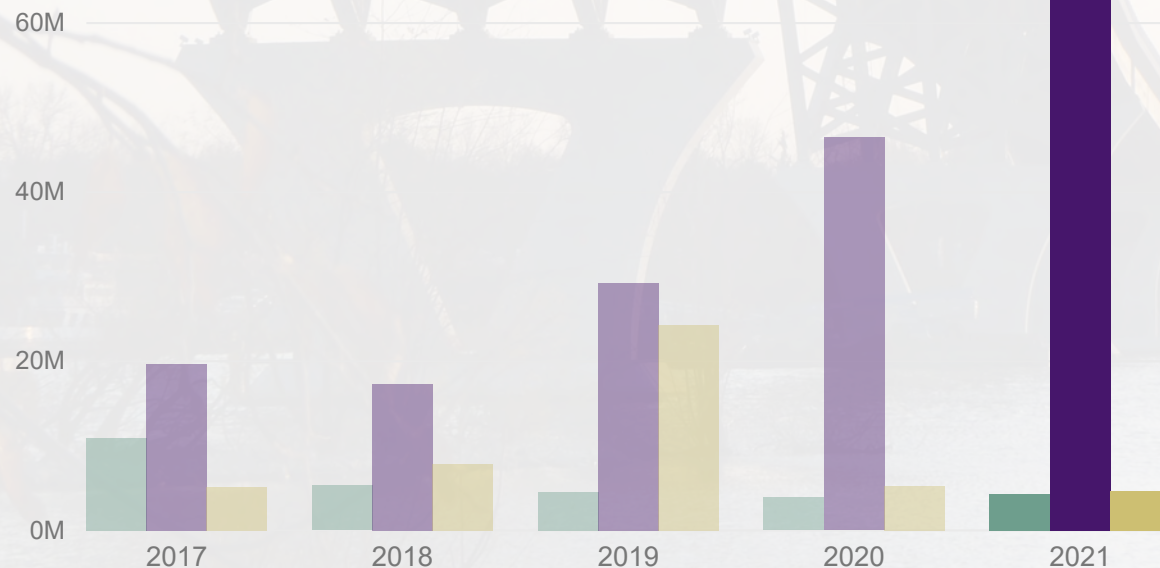
33 State Hwy Bridge Construction Projects

6 State Hwy Bridge Deck Replacement Projects

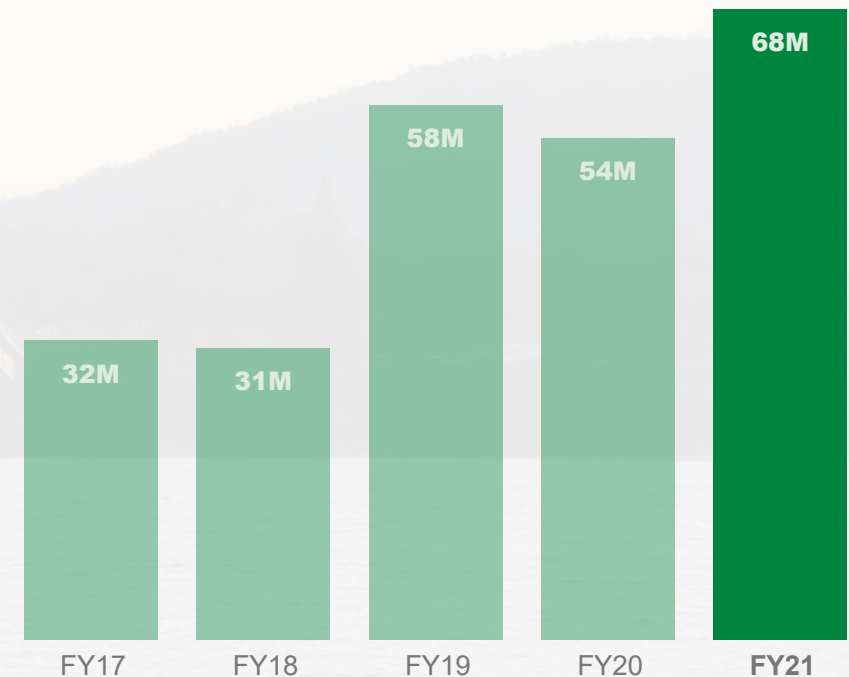
8 State Hwy Bridge Rehabilitation Projects

Spending by Work Type & Year (\$, Millions)

Work Type ● Preventive Maintenance ● Reconstruction ● Rehabilitation



Spending by Fiscal Year (\$, Millions)





State Highway Bridges FY 2021 GOVERNOR'S RECOMMEND - TRANSPORTATION PROGRAM											
PROJECT	DESCRIPTION	OTHER	PE	ROW	CONST	TOTAL	T FUND	TIB/TIB Bond	FEDERAL	LOCAL/OTHER	TOTAL
ADDISON BF 0172(9)	Replace VT125 Bridge No. 1		\$12,541		\$20,000	\$32,541	\$6,508	\$0	\$26,033	\$0	\$32,541
BARRE TOWN BF 0169(12)	REHAB/REPLACE BR21		\$100,000			\$100,000	\$20,000	\$0	\$80,000	\$0	\$100,000
BENNINGTON BM20101	Eval/strengthen BR11				\$105,000	\$105,000	\$105,000	\$0	\$0	\$0	\$105,000
BERLIN BF 026-1(43)	REPLACE BR3 ON US302		\$120,000	\$26,000		\$146,000	\$29,200	\$0	\$116,800	\$0	\$146,000
BETHEL BHF 0241 (38)	REPLACE BR38 ON VT12				\$2,000,000	\$2,000,000	\$0	\$400,000	\$1,600,000	\$0	\$2,000,000
BETHEL ST TRUS(2)	Truss bridge storage & repairs		\$1,500			\$1,500	\$1,500	\$0	\$0	\$0	\$1,500
BRAINTREE BF 0241 (51)	REHAB/REPLACE BR47		\$50,000	\$10,000		\$60,000	\$12,000	\$0	\$48,000	\$0	\$60,000
CALAIS BHF 037-2 (10)	REPLACE BR74 ON VT14		\$3,883		\$400,000	\$403,883	\$80,777	\$0	\$323,106	\$0	\$403,883
CALAIS BHF 037-2 (11)	REPLACE BR82 ON VT14		\$7,500	\$4,000	\$400,000	\$411,500	\$82,300	\$0	\$329,200	\$0	\$411,500
CALAIS BHF 037-2 (12)	REHAB BR77 ON VT14		\$7,739		\$150,000	\$157,739	\$31,548	\$0	\$126,191	\$0	\$157,739
CHESTER BF 0134 (50)	Replacement of BR51 on VT11		\$13,721		\$230,000	\$243,721	\$48,744	\$0	\$194,977	\$0	\$243,721
CHESTER BF 025-1 (45)	REPLACE BR14 ON VT103		\$225,000	\$2,000		\$227,000	\$45,400	\$0	\$181,600	\$0	\$227,000
CHESTER BF 025-1 (46)	REHAB BR16		\$171,558	\$5,000	\$126,800	\$303,358	\$60,672	\$0	\$242,686	\$0	\$303,358
DOVER BF 013-1(20)	REPLACE BR59 ON VT100				\$25,000	\$25,000	\$5,000	\$0	\$20,000	\$0	\$25,000
ELMORE BF 0241(55)	Scope to evaluate alts.		\$75,000			\$75,000	\$15,000	\$0	\$60,000	\$0	\$75,000
ELMORE STP CULV (64)	Replace BR90 on VT12		\$75,000			\$75,000	\$15,000	\$0	\$60,000	\$0	\$75,000
ENOSBURGH BF 0283(42)	REHAB/REPLACE BR24		\$60,916	\$10,000	\$320,000	\$390,916	\$78,183	\$0	\$312,733	\$0	\$390,916
ESSEX BF 5400(9)	REPLACE BR2 ON VT117		\$10,000		\$650,000	\$660,000	\$1,892	\$122,980	\$535,128	\$0	\$660,000
ESSEX BM19501	Line culvert (BR1) on VT128				\$500,000	\$500,000	\$0	\$100,000	\$400,000	\$0	\$500,000

State Highway Bridges FY 2021 GOVERNOR'S RECOMMEND - TRANSPORTATION PROGRAM											
PROJECT	DESCRIPTION	OTHER	PE	ROW	CONST	TOTAL	T FUND	TIB/TIB Bond	FEDERAL	LOCAL/OTHER	TOTAL
FAIR HAVEN BM19301	Repair BR3 E&W on US4				\$200,000	\$200,000	\$40,000	\$0	\$160,000	\$0	\$200,000
FAIRFIELD STP DECK (51)	Scope to evaluate alts.		\$35,000			\$35,000	\$7,000	\$0	\$28,000	\$0	\$35,000
GEORGIA BF 023-1(7)	Replace BR1 on VT104A				\$1,832,380	\$1,832,380	\$0	\$346,686	\$1,485,694	\$0	\$1,832,380
HANOVER, NH- NORWICH, VT BF A004(800)	Rehab Conn River bridge		\$5,000			\$5,000	\$1,000	\$0	\$4,000	\$0	\$5,000
HARDWICK BF 037-3 (8)	Apply coating to BR1				\$580,001	\$580,001	\$116,000	\$0	\$464,001	\$0	\$580,001
HARTFORD (QUECHEE) NH 020-2 (45)	Rehab Quechee Gorge Bridge		\$150,126		\$734,802	\$884,928	\$176,986	\$0	\$707,942	\$0	\$884,928
HINESBURG BF 021-1 (35)	VT116 Bridge No. 24 Scoping						\$0	\$0	\$0	\$0	
IRASBURG STP DECK(50)	Scope to evaluate alts.		\$35,000			\$35,000	\$7,000	\$0	\$28,000	\$0	\$35,000
KILLINGTON BF 020-2 (42)	REPLACE BR33 ON US4		\$40,000		\$300,000	\$340,000	\$68,000	\$0	\$272,000	\$0	\$340,000
KILLINGTON BF 020-2 (50)	Scope to evaluate alts.		\$120,000			\$120,000	\$24,000	\$0	\$96,000	\$0	\$120,000
LANCASTER- GUILDHALL BHF A001(159)	CONNECTICU T RIVER BRIDGE				\$1,635,000	\$1,635,000	\$0	\$327,000	\$1,308,000	\$0	\$1,635,000
LOWELL BF 029-2(14)	REPLACE BR234 ON VT100		\$90,000	\$25,000		\$115,000	\$23,000	\$0	\$92,000	\$0	\$115,000
LOWELL STP CULV (65)	Replace BR237 on VT100		\$128,000			\$128,000	\$25,600	\$0	\$102,400	\$0	\$128,000
LUDLOW BF 013-3 (16)	Scope to evaluate alts.		\$62,000			\$62,000	\$12,400	\$0	\$49,600	\$0	\$62,000
LYME-THETFORD BF A000(394)	CONNECTICU T RIVER BRIDGE			\$11,000		\$11,000	\$2,081	\$0	\$8,919	\$0	\$11,000
MIDDLEBURY WCRS (23)	REPLACE BRIDGES OVER VTR			\$5,807,486	\$17,000,000	\$22,807,486	\$1,140,374	\$0	\$21,667,112	\$0	\$22,807,486
MONTGOMERY STP DECK(40)	Replace deck on BR19				\$350,000	\$350,000	\$70,000	\$0	\$280,000	\$0	\$350,000
MONTGOMERY STP DECK(47)	Rehab BR20 deck				\$350,000	\$350,000	\$70,000	\$0	\$280,000	\$0	\$350,000
MORETOWN BF 0167 (16)	Replace Bridge No. 2				\$2,139,139	\$2,139,139	\$0	\$427,828	\$1,711,311	\$0	\$2,139,139
MT. HOLLY BF 0133 (12)	REPLACE BR7 (SHORT)				\$1,374,318	\$1,374,318	\$0	\$274,864	\$1,099,454	\$0	\$1,374,318
NEW HAVEN BM19503	Line culvert (BR133) on US7						\$0	\$0	\$0	\$0	

State Highway Bridges FY 2021 GOVERNOR'S RECOMMEND - TRANSPORTATION PROGRAM											
PROJECT	DESCRIPTION	OTHER	PE	ROW	CONST	TOTAL	T FUND	TIB/TIB Bond	FEDERAL	LOCAL/OTHER	TOTAL
NEWPORT BM19902	Line culvert (BR256) on VT100				\$500,000	\$500,000	\$100,000	\$0	\$400,000	\$0	\$500,000
NORTH HERO BF 028-1(30)	REHAB BR5		\$40,000			\$40,000	\$8,000	\$0	\$32,000	\$0	\$40,000
NORTH HERO-GRAND ISLE BHF 028-1(26)	REPLACE BR8 ON US2				\$19,400,000	\$19,400,000	\$0	\$2,910,000	\$16,490,000	\$0	\$19,400,000
ORANGE BF 026-1 (45)	Rehab US302 Bridge No. 18		\$5,000		\$25,000	\$30,000	\$6,000	\$0	\$24,000	\$0	\$30,000
PITTSFORD BF 019-3 (59)	REPLACE BR108		\$21,731	\$40,000	\$750,000	\$811,731	\$162,346	\$0	\$649,385	\$0	\$811,731
PLYMOUTH BF 013-3 (13)	REPLACE BR115 (SHORT)		\$14,756		\$200,000	\$214,756	\$42,951	\$0	\$171,805	\$0	\$214,756
PLYMOUTH BF 013-3 (17)	Scope to evaluate alts.		\$75,000			\$75,000	\$15,000	\$0	\$60,000	\$0	\$75,000
PLYMOUTH STP DECK(52)	Replace deck on BR107		\$35,000			\$35,000	\$7,000	\$0	\$28,000	\$0	\$35,000
PROCTOR BO 1443 (54)	REPLACE BR3		\$13,766	\$25,000	\$400,000	\$438,766	\$87,753	\$0	\$351,012	\$0	\$438,766
PUTNEY STP DECK (38)	Replace deck on BR15			\$14,249	\$1,039,072	\$1,053,321	\$210,664	\$0	\$842,657	\$0	\$1,053,321
READSBORO BF 0102(16)	REPLACE BR25 ON VT100		\$20,753	\$80,266		\$101,019	\$20,204	\$0	\$80,815	\$0	\$101,019
ROCKINGHAM BF 0113(83)	Scope to evaluate alts.		\$95,000			\$95,000	\$19,000	\$0	\$76,000	\$0	\$95,000
ROCKINGHAM BF 025-1(48)	Scope to evaluate alts.		\$75,000			\$75,000	\$15,000	\$0	\$60,000	\$0	\$75,000
ROCKINGHAM NH CULV(66)	Replace BR6 on VT103		\$50,000			\$50,000	\$10,000	\$0	\$40,000	\$0	\$50,000
RUTLAND WCRS(23) C/3	Restore wye						\$0	\$0	\$0	\$0	
RUTLAND WCRS(23) C/4	Construct new stub track						\$0	\$0	\$0	\$0	
RUTLAND CITY BM19302	Repair BR27 on River St.						\$0	\$0	\$0	\$0	
SEARSBURG BF 010-1(50)	REPLACE BR20 ON VT9		\$4,884			\$4,884	\$977	\$0	\$3,907	\$0	\$4,884
SHAFTSBURY STP 014-1(6)	Replace BR1 on VT67		\$35,000	\$25,000		\$60,000	\$12,000	\$0	\$48,000	\$0	\$60,000
SPRINGFIELD BF 0134(43)	REPLACE BR57 ON VT11		\$11,361		\$313,438	\$324,799	\$64,960	\$0	\$259,839	\$0	\$324,799
SPRINGFIELD BF 0134(45)	REPLACE BR60 ON VT11		\$15,000		\$490,000	\$505,000	\$101,000	\$0	\$404,000	\$0	\$505,000

FY 2021 GOVERNOR'S RECOMMEND - TRANSPORTATION PROGRAM

[illegible]

STATE HIGHWAY BRIDGES

	Estimated Budget Year FY 2021	Projected FY 2022	Projected FY 2023	Projected FY 2024
PE	\$2,955,888	\$2,491,663	\$1,103,659	\$494,000
ROW	\$6,165,001	\$292,500	\$105,000	\$75,000
CONST	\$58,084,950	\$63,977,648	\$40,974,991	\$31,734,400
OTHER	\$750,000	\$750,000	\$750,000	\$750,000
TOTAL	\$67,955,838	\$67,511,811	\$42,933,650	\$33,053,400

Agency of Transportation Multiyear Transportation Program

PROJECT INFORMATION	PHASE AND FUNDING	ESTIMATED TOTAL COST	ACTUAL EXPENDED THRU FY 2019	ESTIMATED CURRENT YEAR FY 2020	ESTIMATED BUDGET YEAR FY 2021	PROJECTED FY 2022	PROJECTED FY 2023	PROJECTED FY 2024	ESTIMATED COST TO COMPLETE
STATE HIGHWAY BRIDGES	PE	139,950	97,408	30,000	12,541	0	0	0	0
ADDISON	ROW	0	0	0	0	0	0	0	0
BF 0172(9)	CONST	710,000	0	0	20,000	690,000	0	0	0
	OTHER	0	0	0	0	0	0	0	0
	TOTAL	849,950	97,408	30,000	32,541	690,000	0	0	0
Route: VT-125	Description: Replace Bridge No. 1 (short) on VT-125 in Addison over Timber Creek.								
YearAdded: 2017 Project Manager: Robert Young 802-595-2358	Comments:								
STATE HIGHWAY BRIDGES	PE	50,000	0	50,000	0	0	0	0	0
BENNINGTON	ROW	0	0	0	0	0	0	0	0
BM20101	CONST	105,000	0	0	105,000	0	0	0	0
	OTHER	0	0	0	0	0	0	0	0
	TOTAL	155,000	0	50,000	105,000	0	0	0	0
Route: Min-1021	Description: EVALUATION AND STRENGTHENING OF BRIDGE NO. 11 OVER VT-279 LOCATED ON EAST ROAD (FAS-1021 BRIDGE NO. 11D) IN BENNINGTON. *EMERGENT NEED								
YearAdded: 2021 Project Manager: Kristin Higgins 802-498-3398	Comments:								
STATE HIGHWAY BRIDGES	PE	442,839	52,308	115,000	120,000	155,532	0	0	0
BERLIN	ROW	150,000	0	0	26,000	124,000	0	0	0
BF 026-1(43)	CONST	2,806,000	0	0	0	0	600,000	2,206,000	0
	OTHER	0	0	0	0	0	0	0	0
	TOTAL	3,398,839	52,308	115,000	146,000	279,532	600,000	2,206,000	0
Route: US-302	Description: REPLACE BRIDGE NO. 3 ON US302 IN BERLIN, OVER THE STEVENS BRANCH.								
YearAdded: 2014 Project Manager: Wendy Pelletier 802-595-4404	Comments:								

Agency of Transportation Multiyear Transportation Program

PROJECT INFORMATION	PHASE AND FUNDING	ESTIMATED TOTAL COST	ACTUAL EXPENDED THRU FY 2019	ESTIMATED CURRENT YEAR FY 2020	ESTIMATED BUDGET YEAR FY 2021	PROJECTED FY 2022	PROJECTED FY 2023	PROJECTED FY 2024	ESTIMATED COST TO COMPLETE
STATE HIGHWAY BRIDGES BETHEL BHF 0241(38)	PE	1,260,092	1,260,092	0	0	0	0	0	0
	ROW	310,000	300,040	9,960	0	0	0	0	0
	CONST	6,430,309	436,195	3,929,904	2,000,000	64,209	0	0	0
	OTHER	0	0	0	0	0	0	0	0
	TOTAL	8,000,401	1,996,327	3,939,865	2,000,000	64,209	0	0	0
Route: VT-12 YearAdded: 2008 Project Manager: Carolyn Cota 802-917-4891	Description: REPLACEMENT OF BRIDGE NO. 38 ON VT12 IN BETHEL, OVER GILEAD BROOK.								
	Comments:								
STATE HIGHWAY BRIDGES CALAIS BHF 037-2(10)	PE	395,000	356,117	35,000	3,883	0	0	0	0
	ROW	0	0	0	0	0	0	0	0
	CONST	2,318,000	0	0	400,000	1,918,000	0	0	0
	OTHER	0	0	0	0	0	0	0	0
	TOTAL	2,713,000	356,117	35,000	403,883	1,918,000	0	0	0
Route: VT-14 YearAdded: 2013 Project Manager: Wendy Pelletier 802-595-4404	Description: REPLACEMENT OF BRIDGE NO. 74 ON VT14 IN CALAIS, OVER PEKIN BROOK.								
	Comments:								
STATE HIGHWAY BRIDGES CALAIS BHF 037-2(11)	PE	340,000	319,050	13,450	7,500	0	0	0	0
	ROW	20,000	3,140	12,860	4,000	0	0	0	0
	CONST	2,122,800	0	0	400,000	1,722,800	0	0	0
	OTHER	0	0	0	0	0	0	0	0
	TOTAL	2,482,800	322,190	26,310	411,500	1,722,800	0	0	0
Route: VT-14 YearAdded: 2013 Project Manager: Wendy Pelletier 802-595-4404	Description: REPLACEMENT OF BRIDGE NO. 82 ON VT14 IN CALAIS, OVER KINGSBURY BRANCH.								
	Comments:								

Agency of Transportation Multiyear Transportation Program

PROJECT INFORMATION	PHASE AND FUNDING	ESTIMATED TOTAL COST	ACTUAL EXPENDED THRU FY 2019	ESTIMATED CURRENT YEAR FY 2020	ESTIMATED BUDGET YEAR FY 2021	PROJECTED FY 2022	PROJECTED FY 2023	PROJECTED FY 2024	ESTIMATED COST TO COMPLETE
STATE HIGHWAY BRIDGES	PE	240,000	212,261	20,000	7,739	0	0	0	0
CALAIS	ROW	0	0	0	0	0	0	0	0
BHF 037-2(12)	CONST	1,184,620	0	0	150,000	1,034,620	0	0	0
	OTHER	0	0	0	0	0	0	0	0
	TOTAL	1,424,620	212,261	20,000	157,739	1,034,620	0	0	0
Route: VT-14	Description: REHABILITATION OF BRIDGE NO. 77 ON VT14 IN CALAIS, OVER KINGSBURY BRANCH.								
YearAdded: 2013 Project Manager: Wendy Pelletier 802-595-4404	Comments:								
STATE HIGHWAY BRIDGES	PE	159,975	126,254	20,000	13,721	0	0	0	0
CHESTER	ROW	5,000	0	5,000	0	0	0	0	0
BF 0134(50)	CONST	930,000	0	0	230,000	700,000	0	0	0
	OTHER	0	0	0	0	0	0	0	0
	TOTAL	1,094,975	126,254	25,000	243,721	700,000	0	0	0
Route: VT-11	Description: REPLACEMENT OF BRIDGE NO. 51 ON VT-11 IN CHESTER.								
YearAdded: 2019 Project Manager: Nicholas Wark 802-917-8391	Comments:								
STATE HIGHWAY BRIDGES	PE	295,329	295,329	0	0	0	0	0	0
DOVER	ROW	26,125	26,125	0	0	0	0	0	0
BF 013-1(20)	CONST	1,888,975	508,067	1,355,909	25,000	0	0	0	0
	OTHER	0	0	0	0	0	0	0	0
	TOTAL	2,210,430	829,521	1,355,909	25,000	0	0	0	0
Route: VT-100	Description: REPLACEMENT OF BRIDGE NO. 59 ON VT100 IN DOVER, OVER THE NORTH BRANCH OF THE DEERFIELD RIVER.								
YearAdded: 2015 Project Manager: Robert Young 802-595-2358	Comments:								

Agency of Transportation Multiyear Transportation Program

PROJECT INFORMATION	PHASE AND FUNDING	ESTIMATED TOTAL COST	ACTUAL EXPENDED THRU FY 2019	ESTIMATED CURRENT YEAR FY 2020	ESTIMATED BUDGET YEAR FY 2021	PROJECTED FY 2022	PROJECTED FY 2023	PROJECTED FY 2024	ESTIMATED COST TO COMPLETE
STATE HIGHWAY BRIDGES ESSEX BF 5400(9)	PE	375,000	287,973	77,027	10,000	0	0	0	0
	ROW	20,000	0	20,000	0	0	0	0	0
	CONST	1,779,653	0	0	650,000	1,129,653	0	0	0
	OTHER	0	0	0	0	0	0	0	0
	TOTAL	2,174,653	287,973	97,027	660,000	1,129,653	0	0	0
Route: VT-117 YearAdded: 2015 Project Manager: Robert Young 802-595-2358	Description: REPLACEMENT OF FAILING BURIED STRUCTURE (BR2) ON VT117 IN ESSEX, OVER ALDER BROOK.								
	Comments:								
STATE HIGHWAY BRIDGES ESSEX BM19501	PE	10,000	2,862	7,138	0	0	0	0	0
	ROW	0	0	0	0	0	0	0	0
	CONST	500,000	0	0	500,000	0	0	0	0
	OTHER	0	0	0	0	0	0	0	0
	TOTAL	510,000	2,862	7,138	500,000	0	0	0	0
Route: VT-128 YearAdded: 2019 Project Manager: Jeremy Salvatori 802-522-9249	Description: Bridge maintenance project to line existing culvert (br. 1) located on VT-128 in Essex carrying Alder brook.								
	Comments:								
STATE HIGHWAY BRIDGES FAIR HAVEN BM19301	PE	0	0	0	0	0	0	0	0
	ROW	0	0	0	0	0	0	0	0
	CONST	200,000	0	0	200,000	0	0	0	0
	OTHER	0	0	0	0	0	0	0	0
	TOTAL	200,000	0	0	200,000	0	0	0	0
Route: US-4 YearAdded: 2021 Project Manager: Jeremy Salvatori 802-522-9249	Description: Bridge maintenance project for concrete repairs and other related work on bridges #3E&W located on US-4 over Castleton river.								
	Comments:								

Agency of Transportation Multiyear Transportation Program

PROJECT INFORMATION	PHASE AND FUNDING	ESTIMATED TOTAL COST	ACTUAL EXPENDED THRU FY 2019	ESTIMATED CURRENT YEAR FY 2020	ESTIMATED BUDGET YEAR FY 2021	PROJECTED FY 2022	PROJECTED FY 2023	PROJECTED FY 2024	ESTIMATED COST TO COMPLETE
STATE HIGHWAY BRIDGES GEORGIA BF 023-1(7)	PE	325,000	90,670	234,330	0	0	0	0	0
	ROW	0	0	0	0	0	0	0	0
	CONST	2,432,380	0	741,302	1,832,380	0	0	0	0
	OTHER	1,000	65	935	0	0	0	0	0
	TOTAL	2,758,380	90,735	976,567	1,832,380	0	0	0	0
Route: VT-104A YearAdded: 2020 Project Manager: Robert Young 802-595-2358	Description: Replacement of Bridge No. 1 on VT 104A.								
	Comments:								
STATE HIGHWAY BRIDGES HANOVER, NH-NORWICH, VT BF A004(800)	PE	100,000	0	5,000	5,000	30,000	60,000	0	0
	ROW	0	0	0	0	0	0	0	0
	CONST	647,900	0	0	0	0	0	647,900	0
	OTHER	0	0	0	0	0	0	0	0
	TOTAL	747,900	0	5,000	5,000	30,000	60,000	647,900	0
Route: VT-10A YearAdded: 2021 Project Manager: Jonathan Griffin 802-595-0054	Description: DESIGN AND CONSTRUCTION OF A PROJECT TO REHABILITATE THE DECK SURFACE AND PLACE THE EXPANSION JOINT OF THE EXISTING BRIDGE CARRYING NH ROUTE 10A OVER THE CONNECTICUT RIVER (NH BR. NO. 026/059 AND CONNECTICUT RIVER BR. NO. 13) BETWEEN THE TOWN OF HANOVER, NH AND THE TOWN OF NORWICH, VT. *ESTIMATES REFLECT VERMONT SHARE ONLY								
	Comments:								
STATE HIGHWAY BRIDGES HARDWICK BF 037-3(8)	PE	125,000	0	125,000	0	0	0	0	0
	ROW	0	0	0	0	0	0	0	0
	CONST	775,001	0	195,000	580,001	0	0	0	0
	OTHER	0	0	0	0	0	0	0	0
	TOTAL	900,001	0	320,000	580,001	0	0	0	0
Route: VT-16 YearAdded: 2021 Project Manager: James McCarthy 802-505-1451	Description: Application of a metalize coating to the steel beams, on VT16 Bridge No. 1.								
	Comments:								

Agency of Transportation Multiyear Transportation Program

PROJECT INFORMATION	PHASE AND FUNDING	ESTIMATED TOTAL COST	ACTUAL EXPENDED THRU FY 2019	ESTIMATED CURRENT YEAR FY 2020	ESTIMATED BUDGET YEAR FY 2021	PROJECTED FY 2022	PROJECTED FY 2023	PROJECTED FY 2024	ESTIMATED COST TO COMPLETE
STATE HIGHWAY BRIDGES HARTFORD (QUECHEE) NH 020-2(45)	PE	720,076	169,950	400,000	150,126	0	0	0	0
	ROW	0	0	0	0	0	0	0	0
	CONST	8,134,802	0	0	734,802	3,700,000	3,700,000	0	0
	OTHER	0	0	0	0	0	0	0	0
	TOTAL	8,854,878	169,950	400,000	884,928	3,700,000	3,700,000	0	0
Route: US-4 YearAdded: 2018 Project Manager: James McCarthy 802-505-1451	Description: Rehabilitation of Bridge 61 (Quechee Gorge) on US-4 in the town of Hartford over the Ottauquechee River.								
	Comments:								
STATE HIGHWAY BRIDGES HINESBURG BF 021-1(35)	PE	62,153	57,937	4,216	0	0	0	0	0
	ROW	0	0	0	0	0	0	0	0
	CONST	160,195	0	160,195	0	0	0	0	0
	OTHER	0	0	0	0	0	0	0	0
	TOTAL	222,348	57,937	164,411	0	0	0	0	0
Route: VT-116 YearAdded: 2017 Project Manager: James McCarthy 802-505-1451	Description: Replacement of the existing cattle pass with a new 78" PCCSP.								
	Comments:								
STATE HIGHWAY BRIDGES KILLINGTON BF 020-2(42)	PE	461,259	331,634	89,624	40,000	1	0	0	0
	ROW	20,000	0	20,000	0	0	0	0	0
	CONST	2,280,000	0	0	300,000	1,980,000	0	0	0
	OTHER	0	0	0	0	0	0	0	0
	TOTAL	2,761,259	331,634	109,624	340,000	1,980,001	0	0	0
Route: US-4 YearAdded: 2014 Project Manager: Robert Young 802-595-2358	Description: REPLACEMENT OF BRIDGE NO. 33 ON US4 IN KILLINGTON, OVER THE OTTAUQUECHEE RIVER.								
	Comments:								

Agency of Transportation Multiyear Transportation Program

PROJECT INFORMATION	PHASE AND FUNDING	ESTIMATED TOTAL COST	ACTUAL EXPENDED THRU FY 2019	ESTIMATED CURRENT YEAR FY 2020	ESTIMATED BUDGET YEAR FY 2021	PROJECTED FY 2022	PROJECTED FY 2023	PROJECTED FY 2024	ESTIMATED COST TO COMPLETE
STATE HIGHWAY BRIDGES LANCASTER-GUILDHALL BHF A001(159)	PE	1,030,000	562,929	467,072	0	0	0	0	0
	ROW	50,000	47,749	2,251	0	0	0	0	0
	CONST	3,300,000	0	1,665,000	1,635,000	0	0	0	0
	OTHER	0	0	0	0	0	0	0	0
	TOTAL	4,380,000	610,678	2,134,323	1,635,000	0	0	0	0
Route: US-2 YearAdded: 2014 Project Manager: Jonathan Griffin 802-595-0054	Description: REPLACE EXISTING BR127 ON US2 ON NEW ALIGNMENT, OVER THE CONNECTICUT RIVER BETWEEN LANCASTER, NH AND GUILDHALL, VT. NH BRIDGE NUMBER 111/129.								
	Comments:								
STATE HIGHWAY BRIDGES LOWELL STP CULV(65)	PE	300,000	0	32,000	128,000	120,000	20,000	0	0
	ROW	0	0	0	0	0	0	0	0
	CONST	1,331,800	0	0	0	0	350,000	981,800	0
	OTHER	0	0	0	0	0	0	0	0
	TOTAL	1,631,800	0	32,000	128,000	120,000	370,000	981,800	0
Route: VT-100 YearAdded: 2019 Project Manager: Laura Stone 802-917-4996	Description: REPLACEMENT OF BRIDGE NO. 237 (CULVERT) CARRYING BROOK ON VT-100 IN LOWELL.								
	Comments:								
STATE HIGHWAY BRIDGES LYME-THETFORD BF A000(394)	PE	125,000	102,042	22,959	0	0	0	0	0
	ROW	20,000	0	9,000	11,000	0	0	0	0
	CONST	1,400,700	0	0	0	250,000	1,000,000	150,700	0
	OTHER	0	0	0	0	0	0	0	0
	TOTAL	1,545,700	102,042	31,959	11,000	250,000	1,000,000	150,700	0
Route: VT-113 YearAdded: 2014 Project Manager: Jonathan Griffin 802-595-0054	Description: REHABILITATION OF THE EXISTING BRIDGE CARRYING EAST THETFORD ROAD (VT113) OVER THE CONNECTICUT RIVER (NH BRIDGE NO. 053/112; CONNECTICUT RIVER BRIDGE NO. 14). NEW HAMPSHIRE PROJECT NUMBER 14460.								
	Comments:								

Agency of Transportation Multiyear Transportation Program

PROJECT INFORMATION	PHASE AND FUNDING	ESTIMATED TOTAL COST	ACTUAL EXPENDED THRU FY 2019	ESTIMATED CURRENT YEAR FY 2020	ESTIMATED BUDGET YEAR FY 2021	PROJECTED FY 2022	PROJECTED FY 2023	PROJECTED FY 2024	ESTIMATED COST TO COMPLETE
STATE HIGHWAY BRIDGES	PE	3,872,000	3,371,361	500,639	0	0	0	0	0
MIDDLEBURY	ROW	22,345,460	5,537,974	11,000,000	5,807,486	0	0	0	0
WCRS(23)	CONST	56,115,855	0	37,000,000	17,000,000	2,115,855	0	0	0
	OTHER	426,380	0	426,380	0	0	0	0	0
	TOTAL	82,759,695	8,909,335	48,927,019	22,807,486	2,115,855	0	0	0
Route: VT-30	Description: LOWER GRADE OF THE VERMONT RAILWAY IN MIDDLEBURY TO ACCOMMODATE 21-FT. VERTICAL CLEARANCE, AND REPLACEMENT OF THE VT30 AND MERCHANTS ROW BRIDGES AT THEIR LOCATIONS.								
YearAdded: 2015 Project Manager: Jonathan Griffin 802-595-0054	Comments:								
STATE HIGHWAY BRIDGES	PE	180,000	163,298	16,702	0	0	0	0	0
MONTGOMERY	ROW	0	0	0	0	0	0	0	0
STP DECK(40)	CONST	2,246,794	0	0	350,000	1,896,794	0	0	0
	OTHER	0	0	0	0	0	0	0	0
	TOTAL	2,426,794	163,298	16,702	350,000	1,896,794	0	0	0
Route: VT-118	Description: REPLACEMENT OF DECK AND MINOR RELATED WORK ON BRIDGE 19 ON VT 118 IN MONTGOMERY OVER TROUT RIVER								
YearAdded: 2017 Project Manager: Carolyn Cota 802-917-4891	Comments:								
STATE HIGHWAY BRIDGES	PE	250,000	222,023	27,977	0	0	0	0	0
MONTGOMERY	ROW	0	0	0	0	0	0	0	0
STP DECK(47)	CONST	2,211,300	0	0	350,000	1,861,300	0	0	0
	OTHER	0	0	0	0	0	0	0	0
	TOTAL	2,461,300	222,023	27,977	350,000	1,861,300	0	0	0
Route: VT-118	Description: REPLACEMENT OF DECK AND MINOR RELATED WORK ON BRIDGE 20 ON VT 118 IN MONTGOMERY OVER WEST HILL BROOK								
YearAdded: 2018 Project Manager: Carolyn Cota 802-917-4891	Comments:								

Agency of Transportation Multiyear Transportation Program

PROJECT INFORMATION	PHASE AND FUNDING	ESTIMATED TOTAL COST	ACTUAL EXPENDED THRU FY 2019	ESTIMATED CURRENT YEAR FY 2020	ESTIMATED BUDGET YEAR FY 2021	PROJECTED FY 2022	PROJECTED FY 2023	PROJECTED FY 2024	ESTIMATED COST TO COMPLETE
STATE HIGHWAY BRIDGES	PE	390,020	347,454	42,565	0	0	0	0	0
MORETOWN	ROW	50,000	3,000	47,000	0	0	0	0	0
BF 0167(16)	CONST	2,716,103	0	300,000	2,139,139	0	0	0	276,964
	OTHER	0	0	0	0	0	0	0	0
	TOTAL	3,156,122	350,454	389,565	2,139,139	0	0	0	276,964
Route: VT-100B	Description: Replace Bridge no. 2 on VT-100B in Moretown over the Mad River.								
YearAdded: 2018 Project Manager: Robert Young 802-595-2358	Comments:								
STATE HIGHWAY BRIDGES	PE	221,125	170,533	50,591	0	0	0	0	0
MT. HOLLY	ROW	8,000	6,598	1,402	0	0	0	0	0
BF 0133(12)	CONST	1,644,318	0	270,000	1,374,318	0	0	0	0
	OTHER	0	0	0	0	0	0	0	0
	TOTAL	1,873,443	177,131	321,993	1,374,318	0	0	0	0
Route: VT-155	Description: REMOVE AND REPLACE EXISTING CULVERT WITH A NEW METAL ARCH, BR7 ON VT155 IN MT. HOLLY OVER THE MILL RIVER.								
YearAdded: 2014 Project Manager: Robert Young 802-595-2358	Comments:								
STATE HIGHWAY BRIDGES	PE	4,400	4,183	217	0	0	0	0	0
NEW HAVEN	ROW	0	0	0	0	0	0	0	0
BM19503	CONST	456,666	0	456,666	0	0	0	0	0
	OTHER	0	0	0	0	0	0	0	0
	TOTAL	461,066	4,183	456,883	0	0	0	0	0
Route: US-7	Description: Bridge maintenance project to line existing culvert (br. 133) located on US-7 in New Haven carrying Mud creek.								
YearAdded: 2019 Project Manager: Jeremy Salvatori 802-522-9249	Comments:								

Agency of Transportation Multiyear Transportation Program

PROJECT INFORMATION	PHASE AND FUNDING	ESTIMATED TOTAL COST	ACTUAL EXPENDED THRU FY 2019	ESTIMATED CURRENT YEAR FY 2020	ESTIMATED BUDGET YEAR FY 2021	PROJECTED FY 2022	PROJECTED FY 2023	PROJECTED FY 2024	ESTIMATED COST TO COMPLETE
STATE HIGHWAY BRIDGES NEWPORT BM19902	PE	10,000	8,295	1,705	0	0	0	0	0
	ROW	0	0	0	0	0	0	0	0
	CONST	500,000	0	0	500,000	0	0	0	0
	OTHER	0	0	0	0	0	0	0	0
	TOTAL	510,000	8,295	1,705	500,000	0	0	0	0
Route: VT-100 YearAdded: 2019 Project Manager: Jeremy Salvatori 802-522-9249	Description: Bridge maintenance project to line existing culvert (br. 256) located on VT-100 in Newport carrying Stoney brook.								
	Comments:								
STATE HIGHWAY BRIDGES NORTH HERO BF 028-1(30)	PE	1,078,654	554,194	400,000	40,000	84,460	0	0	0
	ROW	20,000	0	20,000	0	0	0	0	0
	CONST	7,747,218	0	0	0	2,400,000	5,347,218	0	0
	OTHER	0	0	0	0	0	0	0	0
	TOTAL	8,845,872	554,194	420,000	40,000	2,484,460	5,347,218	0	0
Route: US-2 YearAdded: 2014 Project Manager: Todd Sumner 802-917-2755	Description: REPLACE CONCRETE DECK OF BRIDGE NO. 5 ON US2 IN NORTH HERO, OVER ALBURGH PASSAGE.								
	Comments:								
STATE HIGHWAY BRIDGES NORTH HERO-GRAND ISLE BHF 028-1(26)	PE	7,037,137	7,037,136	0	0	0	0	0	0
	ROW	0	0	0	0	0	0	0	0
	CONST	74,695,543	18,712,561	12,300,000	19,400,000	21,000,000	3,282,982	0	0
	OTHER	0	0	0	0	0	0	0	0
	TOTAL	81,732,680	25,749,697	12,300,000	19,400,000	21,000,000	3,282,982	0	0
Route: US-2 YearAdded: 2008 Project Manager: Todd Sumner 802-917-2755	Description: REPLACEMENT OF BRIDGE NO. 8 ON US2 BETWEEN NORTH HERO AND GRAND ISLE, OVER LAKE CHAMPLAIN.								
	Comments:								

Agency of Transportation Multiyear Transportation Program

PROJECT INFORMATION	PHASE AND FUNDING	ESTIMATED TOTAL COST	ACTUAL EXPENDED THRU FY 2019	ESTIMATED CURRENT YEAR FY 2020	ESTIMATED BUDGET YEAR FY 2021	PROJECTED FY 2022	PROJECTED FY 2023	PROJECTED FY 2024	ESTIMATED COST TO COMPLETE
STATE HIGHWAY BRIDGES ORANGE BF 026-1(45)	PE	97,154	82,452	9,702	5,000	0	0	0	0
	ROW	0	0	0	0	0	0	0	0
	CONST	500,000	0	0	25,000	475,000	0	0	0
	OTHER	0	0	0	0	0	0	0	0
	TOTAL	597,154	82,452	9,702	30,000	475,000	0	0	0
Route: US-302 YearAdded: 2017 Project Manager: James McCarthy 802-505-1451	Description: Rehabilitation of bridge no. 18 (short) on US-302 in Orange over Brook.								
	Comments:								
STATE HIGHWAY BRIDGES PITTSFORD BF 019-3(59)	PE	530,814	449,083	60,000	21,731	0	0	0	0
	ROW	75,000	0	35,000	40,000	0	0	0	0
	CONST	6,182,061	0	0	750,000	3,250,000	1,932,061	250,000	0
	OTHER	0	0	0	0	0	0	0	0
	TOTAL	6,787,876	449,083	95,000	811,731	3,250,000	1,932,061	250,000	0
Route: US-7 YearAdded: 2014 Project Manager: Carolyn Cota 802-917-4891	Description: REPLACE BRIDGE NO. 108 ON US7 IN PITTSFORD, OVER FURNACE BROOK.								
	Comments:								
STATE HIGHWAY BRIDGES PLYMOUTH BF 013-3(13)	PE	216,598	168,843	33,000	14,756	0	0	0	0
	ROW	0	0	0	0	0	0	0	0
	CONST	1,175,468	0	0	200,000	975,468	0	0	0
	OTHER	0	0	0	0	0	0	0	0
	TOTAL	1,392,066	168,843	33,000	214,756	975,468	0	0	0
Route: VT-100 YearAdded: 2014 Project Manager: Robert Young 802-595-2358	Description: REMOVE AND REPLACE EXISTING CULVERT WITH A NEW METAL ARCH, BR115 ON VT100 IN PLYMOUTH, OVER RESERVOIR BROOK.								
	Comments:								

Agency of Transportation Multiyear Transportation Program

PROJECT INFORMATION	PHASE AND FUNDING	ESTIMATED TOTAL COST	ACTUAL EXPENDED THRU FY 2019	ESTIMATED CURRENT YEAR FY 2020	ESTIMATED BUDGET YEAR FY 2021	PROJECTED FY 2022	PROJECTED FY 2023	PROJECTED FY 2024	ESTIMATED COST TO COMPLETE
STATE HIGHWAY BRIDGES PROCTOR BO 1443(54)	PE	316,952	192,600	110,587	13,766	0	0	0	0
	ROW	40,000	0	15,000	25,000	0	0	0	0
	CONST	2,352,000	0	0	400,000	1,952,000	0	0	0
	OTHER	0	0	0	0	0	0	0	0
	TOTAL	2,708,952	192,600	125,587	438,766	1,952,000	0	0	0
Route: C3011		Description: Replacement of Bridge no. 3 on TH-11 in Proctor over Vermont Railway.							
YearAdded: 2017 Project Manager: Carolyn Cota 802-917-4891		Comments:							
STATE HIGHWAY BRIDGES PUTNEY STP DECK(38)	PE	440,000	404,083	35,917	0	0	0	0	0
	ROW	25,000	8,751	2,000	14,249	0	0	0	0
	CONST	1,179,072	0	140,000	1,039,072	0	0	0	0
	OTHER	0	0	0	0	0	0	0	0
	TOTAL	1,644,072	412,835	177,917	1,053,321	0	0	0	0
Route: US-5		Description: REPLACEMENT OF DECK AND MINOR RELATED WORK ON BRIDGE 15 ON US 5 IN PUTNEY OVER SACKETTS BROOK							
YearAdded: 2017 Project Manager: Thilliyar Mahendraratnam 802-917-2758		Comments:							
STATE HIGHWAY BRIDGES READSBORO BF 0102(16)	PE	1,392,246	1,201,857	169,636	20,753	0	0	0	0
	ROW	350,000	146,557	102,677	80,266	20,500	0	0	0
	CONST	10,848,000	0	0	0	250,000	4,000,000	4,469,000	2,129,000
	OTHER	0	0	0	0	0	0	0	0
	TOTAL	12,590,246	1,348,414	272,313	101,019	270,500	4,000,000	4,469,000	2,129,000
Route: VT-100		Description: REPLACEMENT OF BRIDGE NO. 25 ON VT100 IN READSBORO, OVER THE WEST BRANCH OF THE DEERFIELD RIVER.							
YearAdded: 2015 Project Manager: Carolyn Cota 802-917-4891		Comments:							

Agency of Transportation Multiyear Transportation Program

PROJECT INFORMATION	PHASE AND FUNDING	ESTIMATED TOTAL COST	ACTUAL EXPENDED THRU FY 2019	ESTIMATED CURRENT YEAR FY 2020	ESTIMATED BUDGET YEAR FY 2021	PROJECTED FY 2022	PROJECTED FY 2023	PROJECTED FY 2024	ESTIMATED COST TO COMPLETE
STATE HIGHWAY BRIDGES	PE	75,000	28,769	46,231	0	0	0	0	0
RUTLAND	ROW	0	0	0	0	0	0	0	0
WCRS(23) C/3	CONST	744,300	0	744,300	0	0	0	0	0
	OTHER	0	0	0	0	0	0	0	0
	TOTAL	819,300	28,769	790,531	0	0	0	0	0
Route: Wye	Description: Restore wye in Rutland, approx MP 53.9 to 54.1. Middlebury WCRS(23) tunnel support project.								
YearAdded: 2020 Project Manager: Joshua Martineau 802-595-2793	Comments:								
STATE HIGHWAY BRIDGES	PE	50,000	16,312	33,688	0	0	0	0	0
RUTLAND	ROW	0	0	0	0	0	0	0	0
WCRS(23) C/4	CONST	423,329	0	423,329	0	0	0	0	0
	OTHER	0	0	0	0	0	0	0	0
	TOTAL	473,329	16,312	457,017	0	0	0	0	0
Route: Stub Track	Description: Construct new stub track in Rutland at engine house. Approx MP 53.8. Middlebury WCRS(23) support project.								
YearAdded: 2020 Project Manager: Joshua Martineau 802-595-2793	Comments:								
STATE HIGHWAY BRIDGES	PE	0	0	0	0	0	0	0	0
RUTLAND CITY	ROW	0	0	0	0	0	0	0	0
BM19302	CONST	62,500	0	62,500	0	0	0	0	0
	OTHER	0	0	0	0	0	0	0	0
	TOTAL	62,500	0	62,500	0	0	0	0	0
Route: Urb-3052	Description: Bridge maintenance project to mill and re-pave bridge #27 on River Street over VTRR.								
YearAdded: 2021 Project Manager: Jeremy Salvatori 802-522-9249	Comments:								

Agency of Transportation Multiyear Transportation Program

PROJECT INFORMATION	PHASE AND FUNDING	ESTIMATED TOTAL COST	ACTUAL EXPENDED THRU FY 2019	ESTIMATED CURRENT YEAR FY 2020	ESTIMATED BUDGET YEAR FY 2021	PROJECTED FY 2022	PROJECTED FY 2023	PROJECTED FY 2024	ESTIMATED COST TO COMPLETE
STATE HIGHWAY BRIDGES SEARSBURG BF 010-1(50)	PE	404,651	344,767	50,000	4,884	5,000	0	0	0
	ROW	0	0	0	0	0	0	0	0
	CONST	2,003,730	0	0	0	300,000	1,703,730	0	0
	OTHER	0	0	0	0	0	0	0	0
	TOTAL	2,408,381	344,767	50,000	4,884	305,000	1,703,730	0	0
Route: VT-9 YearAdded: 2015 Project Manager: Nicholas Wark 802-917-8391	Description: REPLACEMENT OF BRIDGE NO. 20 ON VT9 IN SEARSBURG, OVER AN UNNAMED TRIBUTARY.								
	Comments:								
STATE HIGHWAY BRIDGES SPRINGFIELD BF 0134(43)	PE	224,862	183,500	30,000	11,361	0	0	0	0
	ROW	30,000	0	30,000	0	0	0	0	0
	CONST	1,564,000	238,613	0	313,438	1,011,949	0	0	0
	OTHER	0	0	0	0	0	0	0	0
	TOTAL	1,818,862	422,114	60,000	324,799	1,011,949	0	0	0
Route: VT-11 YearAdded: 2015 Project Manager: Nicholas Wark 802-917-8391	Description: REPLACEMENT OF BRIDGE NO. 57 ON VT11 IN SPRINGFIELD, OVER CHESTER BROOK.								
	Comments:								
STATE HIGHWAY BRIDGES SPRINGFIELD BF 0134(45)	PE	273,635	209,591	49,044	15,000	0	0	0	0
	ROW	14,000	0	14,000	0	0	0	0	0
	CONST	1,490,000	0	0	490,000	1,000,000	0	0	0
	OTHER	0	0	0	0	0	0	0	0
	TOTAL	1,777,635	209,591	63,044	505,000	1,000,000	0	0	0
Route: VT-11 YearAdded: 2015 Project Manager: Nicholas Wark 802-917-8391	Description: REPLACEMENT OF BRIDGE NO. 60 ON VT11 IN SPRINGFIELD.								
	Comments:								

Agency of Transportation Multiyear Transportation Program

PROJECT INFORMATION	PHASE AND FUNDING	ESTIMATED TOTAL COST	ACTUAL EXPENDED THRU FY 2019	ESTIMATED CURRENT YEAR FY 2020	ESTIMATED BUDGET YEAR FY 2021	PROJECTED FY 2022	PROJECTED FY 2023	PROJECTED FY 2024	ESTIMATED COST TO COMPLETE
STATE HIGHWAY BRIDGES SPRINGFIELD BF 0134(49)	PE	220,886	166,733	35,000	19,153	0	0	0	0
	ROW	16,000	0	16,000	0	0	0	0	0
	CONST	1,720,000	0	0	500,000	1,220,000	0	0	0
	OTHER	0	0	0	0	0	0	0	0
	TOTAL	1,956,886	166,733	51,000	519,153	1,220,000	0	0	0
Route: VT-11 YearAdded: 2019 Project Manager: Nicholas Wark 802-917-8391	Description: REPLACEMENT OF BRIDGE NO. 61 ON VT-11 IN SPRINGFIELD.								
	Comments:								
STATE HIGHWAY BRIDGES SPRINGFIELD BM19201	PE	10,000	2,136	7,864	0	0	0	0	0
	ROW	0	0	0	0	0	0	0	0
	CONST	200,000	0	0	200,000	0	0	0	0
	OTHER	0	0	0	0	0	0	0	0
	TOTAL	210,000	2,136	7,864	200,000	0	0	0	0
Route: VT-106 YearAdded: 2019 Project Manager: Jeremy Salvatori 802-522-9249	Description: Bridge maintenance project to place a reinforced concrete invert in culvert (br. 4) located on VT-106 in Springfield carrying unnamed brook.								
	Comments:								
STATE HIGHWAY BRIDGES STATEWIDE	PE	500,000	0	100,000	100,000	100,000	100,000	100,000	0
	ROW	100,000	0	0	25,000	25,000	25,000	25,000	0
	CONST	3,750,000	0	0	0	750,000	1,250,000	1,750,000	0
	OTHER	0	0	0	0	0	0	0	0
	TOTAL	4,350,000	0	100,000	125,000	875,000	1,375,000	1,875,000	0
Route: YearAdded: 2007 Project Manager: Pamela Thurber 802-595-2270	Description: CULVERT REPLACEMENT.								
	Comments:								

Agency of Transportation Multiyear Transportation Program

PROJECT INFORMATION	PHASE AND FUNDING	ESTIMATED TOTAL COST	ACTUAL EXPENDED THRU FY 2019	ESTIMATED CURRENT YEAR FY 2020	ESTIMATED BUDGET YEAR FY 2021	PROJECTED FY 2022	PROJECTED FY 2023	PROJECTED FY 2024	ESTIMATED COST TO COMPLETE
STATE HIGHWAY BRIDGES	PE	205,000	0	5,000	50,000	50,000	50,000	50,000	0
STATEWIDE	ROW	0	0	0	0	0	0	0	0
	CONST	10,845,000	0	0	1,845,000	3,000,000	3,000,000	3,000,000	0
	OTHER	0	0	0	0	0	0	0	0
	TOTAL	11,050,000	0	5,000	1,895,000	3,050,000	3,050,000	3,050,000	0
Route:	Description: BRIDGE MAINTENANCE.								
YearAdded: 2008 Project Manager: Pamela Thurber 802-595-2270	Comments:								
STATE HIGHWAY BRIDGES	PE	6,530,962	0	1,433,829	2,089,474	1,890,000	823,659	294,000	0
STATEWIDE	ROW	460,000	0	75,000	132,000	123,000	80,000	50,000	0
	CONST	34,864,800	0	0	446,800	5,330,000	12,809,000	16,279,000	0
	OTHER	0	0	0	0	0	0	0	0
	TOTAL	41,855,762	0	1,508,829	2,668,274	7,343,000	13,712,659	16,623,000	0
Route:	Description: PROJECT IS FOR THE AGENCY'S ESTIMATED EXPENDITURES ON TRANSPORTATION - STATE HIGHWAY BRIDGE PROJECTS THAT ARE CURRENTLY UNDER DEVELOPMENT, EVALUATION AND SCOPING.								
YearAdded: Prior to 2006 Project Manager: Pamela Thurber 802-595-2270	Comments:								
STATE HIGHWAY BRIDGES	PE	0	0	0	0	0	0	0	0
STATEWIDE	ROW	0	0	0	0	0	0	0	0
BR NBIS()	CONST	0	0	0	0	0	0	0	0
	OTHER	3,000,000	0	0	750,000	750,000	750,000	750,000	0
	TOTAL	3,000,000	0	0	750,000	750,000	750,000	750,000	0
Route:	Description: INVENTORY, INSPECTION AND CLASSIFICATION OF BRIDGES ON THE FEDERAL-AID SYSTEM.								
YearAdded: Prior to 2006 Project Manager: Pamela Thurber 802-595-2270	Comments:								

Agency of Transportation Multiyear Transportation Program

PROJECT INFORMATION	PHASE AND FUNDING	ESTIMATED TOTAL COST	ACTUAL EXPENDED THRU FY 2019	ESTIMATED CURRENT YEAR FY 2020	ESTIMATED BUDGET YEAR FY 2021	PROJECTED FY 2022	PROJECTED FY 2023	PROJECTED FY 2024	ESTIMATED COST TO COMPLETE
STATE HIGHWAY BRIDGES	PE	261,452	0	61,452	50,000	50,000	50,000	50,000	0
STATEWIDE	ROW	8,528	0	8,528	0	0	0	0	0
State Bridge Emergent Needs	CONST	7,330,787	0	330,787	1,000,000	2,000,000	2,000,000	2,000,000	0
	OTHER	0	0	0	0	0	0	0	0
	TOTAL	7,600,767	0	400,767	1,050,000	2,050,000	2,050,000	2,050,000	0
Route:	Description: Project is for statewide bridge related emergent needs.								
YearAdded: 2020 Project Manager: Pamela Thurber 802-595-2270	Comments:								

State Highway Bridges - CAPITAL PROGRAM

SFY 2021 D&E

Project Name	Manager	Project Number	Route	Bridge	PE	ROW	Const	Total	Federal	State	Local	Year Added
BARRE TOWN	Nicholas Wark	BF 0169(12)	VT-110	21	100,000	0	0	100,000	80,000	20,000	0	2014
BETHEL	James McCarthy	ST TRUS(2)			1,500	0	0	1,500	0	1,500	0	2018
BRAINTREE	Robert Young	BF 0241(51)	VT-12	47	50,000	10,000	0	60,000	48,000	12,000	0	2014
CHESTER	Carolyn Cota	BF 025-1(45)	VT-103	14	225,000	2,000	0	227,000	181,600	45,400	0	2014
CHESTER	Wendy Pelletier	BF 025-1(46)	VT-103	16	171,558	5,000	126,800	303,358	242,686	60,672	0	2017
ELMORE	Laura Stone	BF 0241(55)	VT-12	94	75,000	0	0	75,000	60,000	15,000	0	2021
ELMORE	Laura Stone	STP CULV(64)	VT-12	90	75,000	0	0	75,000	60,000	15,000	0	2019
ENOSBURGH	Robert Young	BF 0283(42)	VT-118	24	60,916	10,000	320,000	390,916	312,733	78,183	0	2014
FAIRFIELD	Laura Stone	STP DECK(51)	VT-36	6	35,000	0	0	35,000	28,000	7,000	0	2021
IRASBURG	Laura Stone	STP DECK(50)	VT-14	124	35,000	0	0	35,000	28,000	7,000	0	2021
KILLINGTON	Laura Stone	BF 020-2(50)	US-4	30	120,000	0	0	120,000	96,000	24,000	0	2021
LOWELL	Carolyn Cota	BF 029-2(14)	VT-100	234	90,000	25,000	0	115,000	92,000	23,000	0	2014
LUDLOW	Laura Stone	BF 013-3(16)	VT-100	102	62,000	0	0	62,000	49,600	12,400	0	2021
PLYMOUTH	Laura Stone	BF 013-3(17)	VT-100	114	75,000	0	0	75,000	60,000	15,000	0	2021
PLYMOUTH	Laura Stone	STP DECK(52)	VT-100	107	35,000	0	0	35,000	28,000	7,000	0	2019
ROCKINGHAM	Laura Stone	BF 0113(83)	US-5	38	95,000	0	0	95,000	76,000	19,000	0	2021
ROCKINGHAM	Laura Stone	BF 025-1(48)	VT-103	3	75,000	0	0	75,000	60,000	15,000	0	2021
ROCKINGHAM	Laura Stone	NH CULV(66)	VT-103	6	50,000	0	0	50,000	40,000	10,000	0	2019
SHAFTSBURY	Carolyn Cota	STP 014-1(6)	VT-67	1	35,000	25,000	0	60,000	48,000	12,000	0	2018
STATEWIDE	Pamela Thurber				200,000	50,000	0	250,000	200,000	50,000	0	2020
TOPSHAM	Laura Stone	BF 031-1(13)	VT-25	23	55,000	5,000	0	60,000	48,000	12,000	0	2021
WATERBURY	Todd Sumner	BF 0284(33)	US-2	44	160,000	0	0	160,000	128,000	32,000	0	2014
WORCESTER	Laura Stone	BF 0241(56)	VT-12	87	75,000	0	0	75,000	60,000	15,000	0	2021
WORCESTER	Laura Stone	BF 0241(57)	VT-12	89	100,000	0	0	100,000	80,000	20,000	0	2021

WORCESTER	Laura Stone	BF 0241(59)	VT-12	84	35,000	0	0	35,000	28,000	7,000	0	Prior to 2006
				Totals:	2,090,974	132,000	446,800	2,669,774	2,134,619	535,155	0	

STATE HIGHWAY BRIDGES CANDIDATES

Project Name	Route	Project Number	Project Manager	Phone No.	Project Description	Year Added
FAIRFIELD	VT-36	BF 0298()	Pamela Thurber	595-2270	REHAB/REPLACE BR7	2014
FLETCHER		BF 027-1()	Pamela Thurber	595-2270	REHAB/REPLACE BR30	2014
ROCKINGHAM	VT-103	NH 025-1()S	Pamela Thurber	595-2270	REPLACE CULVERT BR4 ON VT103	Prior to 2006

**Jesse Devlin, Program Manager
Highway Safety & Design
Roadway**

Phone - (802) 793-0182

E-mail - jesse.devlin@vermont.gov

Roadway

The Roadway Program delivers projects that serve many valuable purposes, including preserving the condition of our roadway and assets, as well as improving the safety and mobility of the roadway users. It is funded at approximately **\$43.7 million in FY21**.

This program funds the design and construction of projects that have a defined scope that is primarily focused on replacement or rehabilitation of small culverts, ledge removal, and/or slope stabilization, and projects associated with standard construction or reconstruction of roadways and intersections.

9 Roadway/Intersection Reconstruction Projects

11 Culvert/Drainage Projects

6 Ledge Removal/Slope Stabilization Projects

Number of Culverts Inspected by Year



Spending by Fiscal Year (\$, Millions)





Roadway Projects FY 2021 GOVERNOR'S RECOMMEND - TRANSPORTATION PROGRAM											
PROJECT	DESCRIPTION	OTHER	PE	ROW	CONST	TOTAL	T FUND	TIB/TIB Bond	FEDERAL	LOCAL	TOTAL
ADDISON STP 0172 (10)	VT125 slope remediation		\$50,000			\$50,000	\$9,460	\$0	\$40,540	\$0	\$50,000
BAKERSFIELD STP SCRP(11)	IMPROVE VT108 DRAINAGE				\$1,415,666	\$1,415,666	\$0	\$267,844	\$1,147,822	\$0	\$1,415,666
BARNET IM 091-2(82)	Ledge work, I-91 NB		\$38,678		\$150,000	\$188,678	\$18,868	\$0	\$169,810	\$0	\$188,678
BARRE CITY-BARRE TOWN MEGC M 6000 (11)	RECONSTRU CT INTERSECTIO N		\$60,000	\$506,571		\$566,571	\$16,997	\$0	\$538,242	\$11,331	\$566,571
BENNINGTON ST 0110(2)	Contaminated site remediation						\$0	\$0	\$0	\$0	
BENNINGTON STP 1000(23)	Intersection improvements		\$10,000			\$10,000	\$1,892	\$0	\$8,108	\$0	\$10,000
BERKSHIRE STP SCRP(23)	Culvert remediation, VT118		\$14,000		\$296,502	\$310,502	\$58,747	\$0	\$251,755	\$0	\$310,502
BOLTON-MILTON IM 089-2(53)			\$75,000			\$75,000	\$7,500	\$0	\$67,500	\$0	\$75,000
BRANDON NH 019-3 (496)	RECONSTRU CT US7 - SEGMENT 6	\$530,000			\$303,437	\$833,437	\$0	\$42,238	\$675,751	\$115,448	\$833,437
BRATTLEBORO STP 2000(23)	RECONSTRU CTION OF US5		\$200,000	\$100,000		\$300,000	\$56,760	\$0	\$243,240	\$0	\$300,000
BROOKFIELD STP 0241(49)	Ledge work, VT12		\$25,000	\$20,000		\$45,000	\$8,514	\$0	\$36,486	\$0	\$45,000
BROWNINGTON STP SCRP(25)	Culvert remediation, VT58		\$13,853	\$15,000	\$150,000	\$178,853	\$33,839	\$0	\$145,014	\$0	\$178,853
BURLINGTON MEGC M 5000(1)	CHAMPLAIN PARKWAY				\$8,000,000	\$8,000,000	\$0	\$240,000	\$7,600,000	\$160,000	\$8,000,000
CABOT-DANVILLE FEGC F 028-3(26)C/3	RECONSTRU CT US 2.		\$30,000	\$150,000		\$180,000	\$9,000	\$0	\$171,000	\$0	\$180,000
CAMBRIDGE STP 0235(21)	REPAIR DRAINAGE & SLOPE						\$0	\$0	\$0	\$0	
CASTLETON STP 0161(35)	Ledge work, VT30				\$372,218	\$372,218	\$70,424	\$0	\$301,794	\$0	\$372,218
CHESTER STP CULV (60)	Rehab culvert on VT10		\$25,000			\$25,000	\$4,730	\$0	\$20,270	\$0	\$25,000
COLCHESTER STP 5600(19)	Improve VT2A corridor		\$50,000			\$50,000	\$0	\$0	\$50,000	\$0	\$50,000
COLCHESTER STP 5600(20)	IMPROVE PRIM RD/W. LAKESHORE		\$66,357	\$24,082	\$200,000	\$290,439	\$54,951	\$0	\$235,488	\$0	\$290,439
CORNWALL STP 0172 (8)	Slope/roadway stabilization		\$15,000	\$25,000		\$40,000	\$7,568	\$0	\$32,432	\$0	\$40,000

Roadway Projects FY 2021 GOVERNOR'S RECOMMEND - TRANSPORTATION PROGRAM											
PROJECT	DESCRIPTION	OTHER	PE	ROW	CONST	TOTAL	T FUND	TIB/TIB Bond	FEDERAL	LOCAL	TOTAL
CORNWALL- MIDDLEBURY STP 0172(11)	Safety improvement scoping		\$25,000			\$25,000	\$4,730	\$0	\$20,270	\$0	\$25,000
ESSEX STP 5400(11)	Improve TH3/TH5 & VT15/TH3		\$125,000		\$100,000	\$225,000	\$0	\$0	\$225,000	\$0	\$225,000
ESSEX JCT. STP 5300(13)	CRESCENT CONNECTOR		\$150,000	\$217,008	\$1,000,000	\$1,367,008	\$0	\$258,638	\$1,108,370	\$0	\$1,367,008
ESSEX JCT. STP 5300(14)	WIDENING, BIKE LANES, ETC.				\$82,000	\$82,000	\$15,514	\$0	\$66,486	\$0	\$82,000
FAIR HAVEN NH CULV(62)	Rehab culvert on US4		\$40,000			\$40,000	\$7,568	\$0	\$32,432	\$0	\$40,000
FAIR HAVEN- ORWELL STP 017-1 (14)	Widen VT22A		\$200,000			\$200,000	\$37,840	\$0	\$162,160	\$0	\$200,000
FAIRFAX STP CULV (49)	REPLACE CULVERT BR5		\$20,000			\$20,000	\$3,784	\$0	\$16,216	\$0	\$20,000
HUBBARDTON STP 0161(32)	REMOVAL LEDGE ALONG VT30		\$8,000	\$17,500		\$25,500	\$4,825	\$0	\$20,675	\$0	\$25,500
LYNDON STP 0113 (65)	RECONSTRU CT US5		\$100,000			\$100,000	\$18,920	\$0	\$81,080	\$0	\$100,000
MIDDLEBURY STP 021-1(37)	Scope BR3 on VT116		\$25,000	\$25,000		\$50,000	\$9,460	\$0	\$40,540	\$0	\$50,000
MORGAN STP CULV (46)	REPLACE CULVERT BR10 ON VT111		\$24,957	\$80,000		\$104,957	\$19,858	\$0	\$85,099	\$0	\$104,957
NEWPORT CITY STP 134-3(22)	STABILIZE SIDESLOPE						\$0	\$0	\$0	\$0	
PITTSFORD NH 019-3 (491)	RECONSTRU CT US7 - SEGMENT 1				\$5,000,000	\$5,000,000	\$0	\$946,000	\$4,054,000	\$0	\$5,000,000
PITTSFORD NH 019-3 (492)	RECONSTRU CT US7 - SEGMENT 2		\$255,000			\$255,000	\$51,000	\$0	\$204,000	\$0	\$255,000
PITTSFORD NH 019-3 (493)	RECONSTRU CT US7 - SEGMENT 3		\$10,000	\$400,000		\$410,000	\$82,000	\$0	\$328,000	\$0	\$410,000
PITTSFORD- BRANDON NH 019-3 (494)	RECONSTRU CT US7 - SEGMENT 4		\$100,000	\$250,000		\$350,000	\$66,220	\$0	\$283,780	\$0	\$350,000
RICHFORD STP CULV(59)	Rehab culvert on VT105		\$50,000			\$50,000	\$9,460	\$0	\$40,540	\$0	\$50,000
RICHMOND STP CULV(58)	Rehab culvert on US2		\$50,000			\$50,000	\$9,460	\$0	\$40,540	\$0	\$50,000
RIPTON ER STP 0174 (19)	SLOPE REPAIRS ON VT125		\$46,636		\$500,000	\$546,636	\$54,664	\$0	\$491,972	\$0	\$546,636

Roadway Projects FY 2021 GOVERNOR'S RECOMMEND - TRANSPORTATION PROGRAM											
PROJECT	DESCRIPTION	OTHER	PE	ROW	CONST	TOTAL	T FUND	TIB/TIB Bond	FEDERAL	LOCAL	TOTAL
ROCKINGHAM IM 091-1(76)	Ledge work, I-91 SB		\$26,496		\$250,000	\$276,496	\$27,650	\$0	\$248,846	\$0	\$276,496
ROCKINGHAM IM 091-1(77)	Ledge work, I-91 SB		\$70,000			\$70,000	\$7,000	\$0	\$63,000	\$0	\$70,000
ROXBURY STP SCR(26)	Culvert remediation, VT12A		\$15,000	\$5,000		\$20,000	\$3,784	\$0	\$16,216	\$0	\$20,000
RYEGATE IM 091-2(83)	Ledge work, I-91 NB		\$35,000			\$35,000	\$3,500	\$0	\$31,500	\$0	\$35,000
SOUTH BURLINGTON STP 5200(17)	CONSTRUCTION OF MARKET ST.						\$0	\$0	\$0	\$0	
SPRINGFIELD STP CULV(47)	REPLACE 2 CULVERTS ON US5		\$21,197	\$25,000	\$100,000	\$146,197	\$27,660	\$0	\$118,537	\$0	\$146,197
ST. ALBANS IM SWFR(2)	Stormwater flow restoration		\$40,321		\$600,000	\$640,321	\$64,032	\$0	\$576,289	\$0	\$640,321
STATEWIDE	ROADWAY PROJECTS - D&E		\$100,000			\$100,000	\$18,920	\$0	\$81,080	\$0	\$100,000
STATEWIDE	DRAINAGE IMPROVEMENTS		\$50,000			\$50,000	\$9,460	\$0	\$40,540	\$0	\$50,000
STATEWIDE	LEDGE/SLOPE IMPROVEMENTS		\$50,000			\$50,000	\$9,460	\$0	\$40,540	\$0	\$50,000
STATEWIDE PCPM(1)	Phosphorus Control Plan		\$100,000		\$300,000	\$400,000	\$75,680	\$0	\$324,320	\$0	\$400,000
STATEWIDE Roadway Emergent Needs	Roadway emergent needs				\$1,000,000	\$1,000,000	\$189,200	\$0	\$810,800	\$0	\$1,000,000
STATEWIDE STP CULV(55)	Evaluate culverts	\$50,000				\$50,000	\$9,460	\$0	\$40,540	\$0	\$50,000
STATEWIDE SWFR()	Stormwater flow restoration		\$100,000			\$100,000	\$18,920	\$0	\$81,080	\$0	\$100,000
STOWE STP 0235(14)	IMPROVE FACILITIES		\$9,528			\$9,528	\$0	\$0	\$7,622	\$1,906	\$9,528
STOWE STP 0235(17)	SLOPE REPAIR		\$5,000			\$5,000	\$946	\$0	\$4,054	\$0	\$5,000
STOWE STP 029-1(22)	Ledge work, VT100		\$12,418	\$15,000		\$27,418	\$5,187	\$0	\$22,231	\$0	\$27,418
SUDBURY STP SCR(19)	Rehab culvert on VT30				\$788,531	\$788,531	\$149,190	\$0	\$639,341	\$0	\$788,531
SWANTON NH 036-1(9)	PROJECT SCOPING		\$50,000	\$100,000		\$150,000	\$28,380	\$0	\$121,620	\$0	\$150,000
THETFORD IM SCR(22)	Rehab culvert on I-91, MM 82.2				\$370,364	\$370,364	\$37,036	\$0	\$333,328	\$0	\$370,364

Roadway Projects FY 2021 GOVERNOR'S RECOMMEND - TRANSPORTATION PROGRAM											
PROJECT	DESCRIPTION	OTHER	PE	ROW	CONST	TOTAL	T FUND	TIB/TIB Bond	FEDERAL	LOCAL	TOTAL
THETFORD STP CULV(48)	REPLACE CULVERT BR24 ON VT113				\$318,072	\$318,072	\$60,179	\$0	\$257,893	\$0	\$318,072
VERGENNES STP 017-1(15)	Study alternate routes		\$200,000			\$200,000	\$37,840	\$0	\$162,160	\$0	\$200,000
WALDEN STP SCRP (27)	Culvert remediation, VT15		\$20,000		\$100,000	\$120,000	\$22,704	\$0	\$97,296	\$0	\$120,000
WALLINGFORD STP 0138(14)	Ledge work, VT140		\$15,000	\$15,000		\$30,000	\$5,676	\$0	\$24,324	\$0	\$30,000
WATERBURY FEGC F 013-4(13)	RECONSTRU CT MAIN STREET				\$11,500,000	\$11,500,000	\$0	\$345,000	\$10,925,000	\$230,000	\$11,500,000
WATERBURY STP 0284(31)	Ledge work, US2		\$78,951	\$25,000		\$103,951	\$19,668	\$0	\$84,283	\$0	\$103,951
WATERFORD-ST. JOHNSBURY IM 091-3 (52)	Ledge work, I-91/I-93 Ramp C		\$31,665		\$200,000	\$231,665	\$23,167	\$0	\$208,499	\$0	\$231,665
WELLS STP 015-2(11)	Ledge work, VT30		\$5,263	\$20,000		\$25,263	\$4,780	\$0	\$20,483	\$0	\$25,263
WEST RUTLAND NH 020-1(23)	Ledge work, US4		\$15,000			\$15,000	\$2,838	\$0	\$12,162	\$0	\$15,000
WILLISTON IM 089-2 (54)	Rehab culvert		\$5,000		\$375,000	\$380,000	\$38,000	\$0	\$342,000	\$0	\$380,000
WILLISTON NH 5500 (18)	Improve I-89/VT2A		\$50,000	\$30,000		\$80,000	\$15,136	\$0	\$64,864	\$0	\$80,000
WILLISTON STP M 5500(7)S	RECONSTRUCTION & RESURFACING		\$16,363		\$2,000,000	\$2,016,363	\$3,922	\$378,400	\$1,634,041	\$0	\$2,016,363
WILLISTON STP SCRP(17)	Rehab culvert on VT2A		\$36,622		\$300,000	\$336,622	\$63,689	\$0	\$272,933	\$0	\$336,622
WILMINGTON NH CULV(61)	Rehab culvert on VT9		\$50,000			\$50,000	\$9,460	\$0	\$40,540	\$0	\$50,000
WINDSOR SB VT09(3)	DISPLAYS, BENCHES, ETC.						\$0	\$0	\$0	\$0	
WINDSOR TCSP TCSE(008)C/3	Streetscape improvements		\$3,000		\$157,500	\$160,500	\$0	\$0	\$130,133	\$30,367	\$160,500
WOODFORD NH 010-1(51)	REMOVE LEDGE ON VT9		\$10,799		\$1,800,000	\$1,810,799	\$2,043	\$340,560	\$1,468,196	\$0	\$1,810,799
WOODSTOCK NH SCRP(16)	Rehab Culvert on US4		\$41,659		\$150,000	\$191,659	\$36,262	\$0	\$155,397	\$0	\$191,659
TOTAL Roadway Projects		\$580,000	\$3,166,763	\$2,065,161	\$37,879,290	\$43,691,214	\$1,785,381	\$2,818,680	\$38,538,101	\$549,051	\$43,691,214
					Total Appropriation		\$1,785,381	\$2,818,680	\$38,538,101	\$549,051	\$43,691,214

ROADWAY PROJECTS

	Estimated Budget Year FY 2021	Projected FY 2022	Projected FY 2023	Projected FY 2024
PE	\$3,166,763	\$2,484,609	\$2,817,694	\$1,780,000
ROW	\$2,065,161	\$1,940,493	\$2,230,000	\$3,100,000
CONST	\$37,879,290	\$50,619,742	\$51,700,346	\$55,442,922
OTHER	\$580,000	\$50,000	\$50,000	\$50,000
TOTAL	\$43,691,214	\$55,094,844	\$56,798,040	\$60,372,922

Agency of Transportation Multiyear Transportation Program

PROJECT INFORMATION	PHASE AND FUNDING	ESTIMATED TOTAL COST	ACTUAL EXPENDED THRU FY 2019	ESTIMATED CURRENT YEAR FY 2020	ESTIMATED BUDGET YEAR FY 2021	PROJECTED FY 2022	PROJECTED FY 2023	PROJECTED FY 2024	ESTIMATED COST TO COMPLETE
ROADWAY PROJECTS	PE	100,000	0	5,000	50,000	25,000	20,000	0	0
ADDISON	ROW	0	0	0	0	0	0	0	0
STP 0172(10)	CONST	300,000	0	0	0	0	100,000	200,000	0
	OTHER	0	0	0	0	0	0	0	0
	TOTAL	400,000	0	5,000	50,000	25,000	120,000	200,000	0
Route: VT-125	Description: Project is for slope remediation on VT 125 in Addison near mile marker 1.264.								
YearAdded: 2021 Project Manager: Kenneth Upmal 802-793-9369	Comments:								
ROADWAY PROJECTS	PE	800,000	671,426	128,574	0	0	0	0	0
BAKERSFIELD	ROW	670,000	551,643	118,357	0	0	0	0	0
STP SCR(11)	CONST	2,765,666	0	0	1,415,666	1,350,000	0	0	0
	OTHER	0	0	0	0	0	0	0	0
	TOTAL	4,235,666	1,223,068	246,931	1,415,666	1,350,000	0	0	0
Route: VT-108	Description: DRAINAGE IMPROVEMENTS TO VT108 IN BAKERSFIELD, BEGINNING 3.75 MILES NORTH OF THE FLETCHER TOWN LINE AND EXTENDING NORTHERLY 0.35 MILE.								
YearAdded: 2012 Project Manager: Bruce Martin 802-595-9653	Comments:								
ROADWAY PROJECTS	PE	150,000	59,492	51,830	38,678	0	0	0	0
BARNET	ROW	0	0	0	0	0	0	0	0
IM 091-2(82)	CONST	960,000	0	0	150,000	810,000	0	0	0
	OTHER	0	0	0	0	0	0	0	0
	TOTAL	1,110,000	59,492	51,830	188,678	810,000	0	0	0
Route: I-91	Description: Remediation of rock cut #123 located in Barnet on I-91 NB at ete mm 122.15.								
YearAdded: 2019 Project Manager: Bruce Martin 802-595-9653	Comments:								

Agency of Transportation Multiyear Transportation Program

PROJECT INFORMATION	PHASE AND FUNDING	ESTIMATED TOTAL COST	ACTUAL EXPENDED THRU FY 2019	ESTIMATED CURRENT YEAR FY 2020	ESTIMATED BUDGET YEAR FY 2021	PROJECTED FY 2022	PROJECTED FY 2023	PROJECTED FY 2024	ESTIMATED COST TO COMPLETE
ROADWAY PROJECTS	PE	1,100,000	964,183	46,436	60,000	29,381	0	0	0
BARRE CITY-BARRE TOWN	ROW	1,400,000	693,429	75,000	506,571	125,000	0	0	0
MEGC M 6000(11)	CONST	4,582,922	0	0	0	100,000	2,700,000	1,782,922	0
	OTHER	0	0	0	0	0	0	0	0
	TOTAL	7,082,922	1,657,611	121,436	566,571	254,381	2,700,000	1,782,922	0
Route: VT-14	Description: RECONSTRUCTION OR RELOCATION OF THE VT14/QUARRY ST. INTERSECTION AND QUARRY HILL RD.								
YearAdded: Prior to 2006 Project Manager: Patricia Coburn 802-224-6667	Comments:								
ROADWAY PROJECTS	PE	100,000	0	100,000	0	0	0	0	0
BENNINGTON	ROW	0	0	0	0	0	0	0	0
ST 0110(2)	CONST	0	0	0	0	0	0	0	0
	OTHER	0	0	0	0	0	0	0	0
	TOTAL	100,000	0	100,000	0	0	0	0	0
Route: VT-279	Description: Project is for the remediation of an EPA identified contaminated fill site in Bennington along VT 279 near the Furnace Brook drainage at mm 4.9.								
YearAdded: 2021 Project Manager: Matthew Bogaczyk 802-793-5321	Comments:								
ROADWAY PROJECTS	PE	200,000	136,398	49,602	14,000	0	0	0	0
BERKSHIRE	ROW	35,000	0	35,000	0	0	0	0	0
STP SCR(23)	CONST	1,196,502	0	0	296,502	900,000	0	0	0
	OTHER	0	0	0	0	0	0	0	0
	TOTAL	1,431,502	136,398	84,602	310,502	900,000	0	0	0
Route: VT-118	Description: Remediation of culvert PID # 65099 located on VT 118 at mp 0.312 in Berkshire.								
YearAdded: 2019 Project Manager: Kenneth Upmal 802-793-9369	Comments:								

Agency of Transportation Multiyear Transportation Program

PROJECT INFORMATION	PHASE AND FUNDING	ESTIMATED TOTAL COST	ACTUAL EXPENDED THRU FY 2019	ESTIMATED CURRENT YEAR FY 2020	ESTIMATED BUDGET YEAR FY 2021	PROJECTED FY 2022	PROJECTED FY 2023	PROJECTED FY 2024	ESTIMATED COST TO COMPLETE
ROADWAY PROJECTS	PE	2,323,222	2,323,222	0	0	0	0	0	0
BRANDON	ROW	495,297	495,297	0	0	0	0	0	0
NH 019-3(496)	CONST	29,330,000	16,781,703	12,244,860	303,437	0	0	0	0
	OTHER	630,000	0	100,000	530,000	0	0	0	0
	TOTAL	32,778,519	19,600,221	12,344,860	833,437	0	0	0	0
Route: US-7	Description: RECONSTRUCTION OF THE CLASS I SECTION OF US7 IN BRANDON, BEGINNING AT THE CLASS I LIMIT AND EXTENDING NORTHERLY 1.853 KILOMETERS. WORK INCLUDES: FULL- DEPTH RECONSTRUCTION OF US7, RECONSTRUCT SIDEROADS, SIDEWALKS, PARKING AREAS, GRADING, DRAINAGE, UTILITIES RELOCATION, TRAFFIC SIGNAL, SIGNS, ETC.								
YearAdded: Prior to 2006 Project Manager: Thad Robertson 802-793-2395	Comments:								
ROADWAY PROJECTS	PE	115,000	52,502	25,000	25,000	12,498	0	0	0
BROOKFIELD	ROW	20,000	0	0	20,000	0	0	0	0
STP 0241(49)	CONST	473,932	0	0	0	220,000	253,932	0	0
	OTHER	0	0	0	0	0	0	0	0
	TOTAL	608,932	52,502	25,000	45,000	232,498	253,932	0	0
Route: VT-12	Description: Remediation of rock Slope #2098 located on VT 12 at twm mm 3.87.								
YearAdded: 2019 Project Manager: Bruce Martin 802-595-9653	Comments:								
ROADWAY PROJECTS	PE	127,000	73,147	40,000	13,853	0	0	0	0
BROWNINGTON	ROW	25,000	0	10,000	15,000	0	0	0	0
STP SCR(25)	CONST	621,284	0	0	150,000	471,284	0	0	0
	OTHER	0	0	0	0	0	0	0	0
	TOTAL	773,284	73,147	50,000	178,853	471,284	0	0	0
Route: VT-58	Description: Rehabilitation of culvert PID #17334 on VT 58 at twm mm 1.445.								
YearAdded: 2019 Project Manager: Bruce Martin 802-595-9653	Comments:								

Agency of Transportation Multiyear Transportation Program

PROJECT INFORMATION	PHASE AND FUNDING	ESTIMATED TOTAL COST	ACTUAL EXPENDED THRU FY 2019	ESTIMATED CURRENT YEAR FY 2020	ESTIMATED BUDGET YEAR FY 2021	PROJECTED FY 2022	PROJECTED FY 2023	PROJECTED FY 2024	ESTIMATED COST TO COMPLETE
ROADWAY PROJECTS	PE	2,196,056	0	2,196,056	0	0	0	0	0
BURLINGTON	ROW	50,000	0	50,000	0	0	0	0	0
MEGC M 5000(1)	CONST	35,000,000	0	0	8,000,000	15,000,000	12,000,000	0	0
	OTHER	0	0	0	0	0	0	0	0
	TOTAL	37,246,056	0	2,246,056	8,000,000	15,000,000	12,000,000	0	0
Route: I-189	Description: ADDITIONAL PRELIMINARY ENGINEERING FUNDS TO COMPLETE DESIGN ON THE ENTIRE SO. CONNECTOR PROJECT								
YearAdded: Prior to 2006 Project Manager: Wayne Davis 802-498-5657	Comments:								
ROADWAY PROJECTS	PE	325,000	191,633	63,000	30,000	25,000	15,367	0	0
CABOT-DANVILLE	ROW	350,000	62,307	0	150,000	137,693	0	0	0
FEGC F 028-3(26)C/3	CONST	6,353,451	0	0	0	0	750,000	4,000,000	1,603,451
	OTHER	0	0	0	0	0	0	0	0
	TOTAL	7,028,451	253,940	63,000	180,000	162,693	765,367	4,000,000	1,603,451
Route: US-2	Description: RECONSTRUCTION OF US2 IN CABOT AND DANVILLE, BEGINNING 5.29 MILES EAST OF THE MARSHFIELD-CABOT T/L AND EXTENDING EASTERLY 1.29 MILES.								
YearAdded: Prior to 2006 Project Manager: Bruce Martin 802-595-9653	Comments:								
ROADWAY PROJECTS	PE	137,423	155,304	20,000	0	0	0	0	0
CAMBRIDGE	ROW	0	0	0	0	0	0	0	0
STP 0235(21)	CONST	618,474	0	625,479	0	0	0	0	0
	OTHER	0	0	0	0	0	0	0	0
	TOTAL	755,897	155,304	645,479	0	0	0	0	0
Route: VT-108	Description: DRAINAGE IMPROVEMENTS AND SLOPE STABILIZATION ALONG VT108 IN CAMBRIDGE, BELOW THE BREWSTER RIVER CAMPGROUND ACCESS ROAD.								
YearAdded: 2016 Project Manager: Kenneth Upmal 802-793-9369	Comments:								

Agency of Transportation Multiyear Transportation Program

PROJECT INFORMATION	PHASE AND FUNDING	ESTIMATED TOTAL COST	ACTUAL EXPENDED THRU FY 2019	ESTIMATED CURRENT YEAR FY 2020	ESTIMATED BUDGET YEAR FY 2021	PROJECTED FY 2022	PROJECTED FY 2023	PROJECTED FY 2024	ESTIMATED COST TO COMPLETE
ROADWAY PROJECTS	PE	85,000	55,663	29,337	0	0	0	0	0
CASTLETON	ROW	8,351	7,851	500	0	0	0	0	0
STP 0161(35)	CONST	572,218	0	200,085	372,218	0	0	0	0
	OTHER	0	0	0	0	0	0	0	0
	TOTAL	665,569	63,514	229,922	372,218	0	0	0	0
Route: VT-30	Description: Remediation of rock cut #199 located in Castleton on VT 30, tw n mm 4.93 NB.								
YearAdded: 2019 Project Manager: Bruce Martin 802-595-9653	Comments:								
ROADWAY PROJECTS	PE	125,000	4,362	25,000	25,000	30,000	30,638	10,000	0
CHESTER	ROW	0	0	0	0	5,000	10,000	0	0
STP CULV(60)	CONST	0	0	0	0	0	0	150,000	0
	OTHER	0	0	0	0	0	0	0	0
	TOTAL	125,000	4,362	25,000	25,000	35,000	40,638	160,000	0
Route: VT-10	Description: Rehabilitation of culvert PID # 116193 on VT-10 in Chester at MM0.088								
YearAdded: 2021 Project Manager: Kenneth Upmal 802-793-9369	Comments:								
ROADWAY PROJECTS	PE	450,000	307,374	76,269	66,357	0	0	0	0
COLCHESTER	ROW	100,000	918	75,000	24,082	0	0	0	0
STP 5600(20)	CONST	2,627,125	0	0	200,000	1,477,125	950,000	0	0
	OTHER	0	0	0	0	0	0	0	0
	TOTAL	3,177,125	308,292	151,269	290,439	1,477,125	950,000	0	0
Route: VT-127	Description: IMPROVEMENTS TO THE PRIM ROAD/WEST LAKESHORE DRIVE INTERSECTION.								
YearAdded: 2016 Project Manager: Ande Deforge 802-595-6657	Comments:								

Agency of Transportation Multiyear Transportation Program

PROJECT INFORMATION	PHASE AND FUNDING	ESTIMATED TOTAL COST	ACTUAL EXPENDED THRU FY 2019	ESTIMATED CURRENT YEAR FY 2020	ESTIMATED BUDGET YEAR FY 2021	PROJECTED FY 2022	PROJECTED FY 2023	PROJECTED FY 2024	ESTIMATED COST TO COMPLETE
ROADWAY PROJECTS	PE	300,000	225,247	53,507	15,000	6,246	0	0	0
CORNWALL	ROW	25,000	0	0	25,000	0	0	0	0
STP 0172(8)	CONST	600,000	0	0	0	100,000	500,000	0	0
	OTHER	0	0	0	0	0	0	0	0
	TOTAL	925,000	225,247	53,507	40,000	106,246	500,000	0	0
Route: VT-125	Description: Slope and roadway stabilization along VT125 and the Lemon Fair River.								
YearAdded: 2017 Project Manager: Bruce Martin 802-595-9653	Comments:								
ROADWAY PROJECTS	PE	400,000	172,098	102,902	125,000	0	0	0	0
ESSEX	ROW	0	0	0	0	0	0	0	0
STP 5400(11)	CONST	1,380,000	0	0	100,000	1,280,000	0	0	0
	OTHER	0	0	0	0	0	0	0	0
	TOTAL	1,780,000	172,098	102,902	225,000	1,280,000	0	0	0
Route: VT-15	Description: Project is for improvements to the Town Highway 3 (Susie Wilson Road) and Town Highway 5 (Kellogg Road) corridors and intersections, as well as improvements to the VT Route 15 and Town Highway 3 intersection.								
YearAdded: 2016 Project Manager: Patricia Coburn 802-224-6667	Comments:								
ROADWAY PROJECTS	PE	1,500,000	1,155,879	194,121	150,000	0	0	0	0
ESSEX JCT.	ROW	1,760,000	692,992	850,000	217,008	0	0	0	0
STP 5300(13)	CONST	7,500,000	0	2,500,000	1,000,000	3,250,000	750,000	0	0
	OTHER	0	0	0	0	0	0	0	0
	TOTAL	10,760,000	1,848,871	3,544,121	1,367,008	3,250,000	750,000	0	0
Route: VT-2A	Description: CONSTRUCTION OF A NEW ROAD (CRESCENT CONNECTOR) BETWEEN VT2A AND VT117, AND IMPROVEMENTS TO RAILROAD ST. BETWEEN VT117 AND VT15, IN ESSEX JCT.								
YearAdded: 2014 Project Manager: Ande Deforge 802-595-6657	Comments:								

Agency of Transportation Multiyear Transportation Program

PROJECT INFORMATION	PHASE AND FUNDING	ESTIMATED TOTAL COST	ACTUAL EXPENDED THRU FY 2019	ESTIMATED CURRENT YEAR FY 2020	ESTIMATED BUDGET YEAR FY 2021	PROJECTED FY 2022	PROJECTED FY 2023	PROJECTED FY 2024	ESTIMATED COST TO COMPLETE
ROADWAY PROJECTS	PE	212,000	210,177	1,823	0	0	0	0	0
ESSEX JCT.	ROW	33,716	33,715	1	0	0	0	0	0
STP 5300(14)	CONST	2,314,187	2,114,187	118,000	82,000	0	0	0	0
	OTHER	0	0	0	0	0	0	0	0
	TOTAL	2,559,903	2,358,079	119,824	82,000	0	0	0	0
Route: VT-15	Description: ROADWAY WIDENING, BIKE LANES, SIDEWALKS AND OTHER STREETSCAPE IMPROVEMENTS ON VT15 (PEARL ST.) IN ESSEX, JCT., FROM POST OFFICE SQUARE TO THE 5 CORNERS (APPROX. 0.49 MILE), AND SIGNAL IMPROVEMENTS AT POST OFFICE SQUARE.								
YearAdded: 2016 Project Manager: Ande Deforge 802-595-6657	Comments:								
ROADWAY PROJECTS	PE	125,000	6,607	40,000	40,000	38,393	0	0	0
FAIR HAVEN	ROW	0	0	0	0	0	0	0	0
NH CULV(62)	CONST	192,138	0	0	0	50,000	142,138	0	0
	OTHER	0	0	0	0	0	0	0	0
	TOTAL	317,138	6,607	40,000	40,000	88,393	142,138	0	0
Route: US-4	Description: Rehabilitation of culvert PID # 30090 on US-4 in Fair Haven at MM 2.2.								
YearAdded: 2021 Project Manager: Kenneth Upmal 802-793-9369	Comments:								
ROADWAY PROJECTS	PE	30,000	6,802	0	20,000	30,000	0	0	0
FAIRFAX	ROW	0	0	0	0	0	0	0	0
STP CULV(49)	CONST	400,000	0	0	0	0	400,000	0	0
	OTHER	0	0	0	0	0	0	0	0
	TOTAL	430,000	6,802	0	20,000	30,000	400,000	0	0
Route: VT-104	Description: REPLACEMENT OF BRIDGE NO. 5 (72-INCH CULVERT) ON VT104 IN FAIRFAX.								
YearAdded: 2015 Project Manager: Brandon Kipp 802-224-6110	Comments:								

Agency of Transportation Multiyear Transportation Program

PROJECT INFORMATION	PHASE AND FUNDING	ESTIMATED TOTAL COST	ACTUAL EXPENDED THRU FY 2019	ESTIMATED CURRENT YEAR FY 2020	ESTIMATED BUDGET YEAR FY 2021	PROJECTED FY 2022	PROJECTED FY 2023	PROJECTED FY 2024	ESTIMATED COST TO COMPLETE
ROADWAY PROJECTS	PE	125,000	81,301	30,500	8,000	5,199	0	0	0
HUBBARDTON	ROW	25,000	0	7,500	17,500	0	0	0	0
STP 0161(32)	CONST	477,160	0	0	0	200,000	277,160	0	0
	OTHER	0	0	0	0	0	0	0	0
	TOTAL	627,160	81,301	38,000	25,500	205,199	277,160	0	0
Route: VT-30	Description: REMOVAL OF LEDGE ALONG VT30 IN HUBBARDTON, BEGINNING 3.00 MILES NORTH OF THE CASTLETON-HUBBARDTON TOWN LINE EXTENDING NORTHERLY 0.13 MILE. WORK INCLUDES CLEARING, ROCK REMOVAL, SCALING AND INSTALLATION OF A ROCKFALL CATCHMENT FENCE.								
YearAdded: 2015 Project Manager: Bruce Martin 802-595-9653	Comments:								
ROADWAY PROJECTS	PE	110,000	137,875	75,000	25,000	10,000	0	0	0
MIDDLEBURY	ROW	0	0	0	25,000	0	0	0	0
STP 021-1(37)	CONST	844,533	0	0	0	500,000	500,000	0	0
	OTHER	0	0	0	0	0	0	0	0
	TOTAL	954,533	137,875	75,000	50,000	510,000	500,000	0	0
Route: VT-116	Description: Project is for the scoping of work related to roadway and bridge #3 condition on VT 116 at mile point 3.52.								
YearAdded: 2020 Project Manager: Kenneth Upmal 802-793-9369	Comments:								
ROADWAY PROJECTS	PE	177,496	132,539	20,000	24,957	0	0	0	0
MORGAN	ROW	80,000	0	0	80,000	0	0	0	0
STP CULV(46)	CONST	1,727,116	0	0	0	500,000	1,227,116	0	0
	OTHER	0	0	0	0	0	0	0	0
	TOTAL	1,984,612	132,539	20,000	104,957	500,000	1,227,116	0	0
Route: VT-111	Description: REPLACEMENT OF BRIDGE NO. 10 (60-INCH CGMP) ON VT111 IN MORGAN.								
YearAdded: 2015 Project Manager: Kenneth Upmal 802-793-9369	Comments:								

Agency of Transportation Multiyear Transportation Program

PROJECT INFORMATION	PHASE AND FUNDING	ESTIMATED TOTAL COST	ACTUAL EXPENDED THRU FY 2019	ESTIMATED CURRENT YEAR FY 2020	ESTIMATED BUDGET YEAR FY 2021	PROJECTED FY 2022	PROJECTED FY 2023	PROJECTED FY 2024	ESTIMATED COST TO COMPLETE
ROADWAY PROJECTS	PE	2,101,000	2,086,009	14,991	0	0	0	0	0
NEWPORT CITY	ROW	15,000	14,029	971	0	0	0	0	0
STP 134-3(22)	CONST	3,225,143	29,880	3,195,263	0	0	0	0	0
	OTHER	34,803	0	34,803	0	0	0	0	0
	TOTAL	5,375,946	2,129,918	3,246,028	0	0	0	0	0
Route: VT-191	Description: STABILIZATION OF A LARGE SIDESLOPE ALONG VT191 IN NEWPORT CITY, BEGINNING 0.25 MILE EAST OF THE DERBY-NEWPORT TOWN LINE AND EXTENDING EASTERLY 0.30 MILE.								
YearAdded: 2009 Project Manager: Bruce Martin 802-595-9653	Comments:								
ROADWAY PROJECTS	PE	938,000	784,391	153,609	0	0	0	0	0
PITTSFORD	ROW	860,000	838,011	21,989	0	0	0	0	0
NH 019-3(491)	CONST	10,586,712	0	1,500,000	5,000,000	4,086,712	0	0	0
	OTHER	0	0	0	0	0	0	0	0
	TOTAL	12,384,712	1,622,401	1,675,598	5,000,000	4,086,712	0	0	0
Route: US-7	Description: RECONSTRUCTION OF US7 IN PITTSFORD, SEGMENT 1: BEGINNING 2.203 KM NORTH OF THE RUTLAND PITTSFORD TOWN LINE AND EXTENDING NORTHERLY 2.205 KM. WORK INCLUDES GRADING AND DRAINAGE.								
YearAdded: Prior to 2006 Project Manager: Bruce Martin 802-595-9653	Comments:								
ROADWAY PROJECTS	PE	907,042	758,400	25,000	10,000	50,000	75,000	20,000	0
PITTSFORD	ROW	828,500	74,992	25,000	400,000	328,508	0	0	0
NH 019-3(493)	CONST	13,688,910	0	0	0	0	0	3,000,000	10,688,910
	OTHER	0	0	0	0	0	0	0	0
	TOTAL	15,424,451	833,392	50,000	410,000	378,508	75,000	3,020,000	10,688,910
Route: US-7	Description: RECONSTRUCTION OF US7 IN PITTSFORD, SEGMENT 3: BEGINNING APPROX. 2.395 KM NORTH OF THE VT3 INTERSECTION AND EXTENDING NORTHERLY 3.694 KM. WORK INCLUDES WIDENING, FULL SUBBASE RECONSTRUCTION, DRAINAGE, ETC.								
YearAdded: Prior to 2006 Project Manager: Kenneth Upmal 802-793-9369	Comments:								

Agency of Transportation Multiyear Transportation Program

PROJECT INFORMATION	PHASE AND FUNDING	ESTIMATED TOTAL COST	ACTUAL EXPENDED THRU FY 2019	ESTIMATED CURRENT YEAR FY 2020	ESTIMATED BUDGET YEAR FY 2021	PROJECTED FY 2022	PROJECTED FY 2023	PROJECTED FY 2024	ESTIMATED COST TO COMPLETE
ROADWAY PROJECTS	PE	866,080	645,253	40,000	100,000	60,000	20,827	0	0
PITTSFORD-BRANDON	ROW	1,275,000	285,708	75,000	250,000	664,292	0	0	0
NH 019-3(494)	CONST	10,125,000	0	0	0	0	3,000,000	5,000,000	2,125,000
	OTHER	0	0	0	0	0	0	0	0
	TOTAL	12,266,080	930,961	115,000	350,000	724,292	3,020,827	5,000,000	2,125,000
Route: US-7	Description: RECONSTRUCTION OF US7 IN PITTSFORD AND BRANDON, SEGMENT 4: BEGINNING 1.623 KM SOUTH OF THE PITTSFORD-BRANDON TOWN LINE AND EXTENDING NORTHERLY 2.681 KM. WORK INCLUDES WIDENING, FULL SUBBASE RECONSTRUCTION, DRAINAGE, ETC.								
YearAdded: Prior to 2006 Project Manager: Kenneth Upmal 802-793-9369	Comments:								
ROADWAY PROJECTS	PE	125,000	3,182	25,000	50,000	25,000	21,818	0	0
RICHFORD	ROW	0	0	0	0	0	0	0	0
STP CULV(59)	CONST	0	0	0	0	0	150,000	450,000	0
	OTHER	0	0	0	0	0	0	0	0
	TOTAL	125,000	3,182	25,000	50,000	25,000	171,818	450,000	0
Route: VT-105	Description: Rehabilitation of culvert PID # 65179 on VT-105 in Richford at MM 8.02.								
YearAdded: 2021 Project Manager: Kenneth Upmal 802-793-9369	Comments:								
ROADWAY PROJECTS	PE	125,000	969	10,000	50,000	54,031	10,000	0	0
RICHMOND	ROW	0	0	0	0	0	0	0	0
STP CULV(58)	CONST	0	0	0	0	0	100,000	400,000	0
	OTHER	0	0	0	0	0	0	0	0
	TOTAL	125,000	969	10,000	50,000	54,031	110,000	400,000	0
Route: US-2	Description: Rehabilitation of culvert PID # 64501 on US-2 in Richmond at MM 2.25.								
YearAdded: 2021 Project Manager: Kenneth Upmal 802-793-9369	Comments:								

Agency of Transportation Multiyear Transportation Program

PROJECT INFORMATION	PHASE AND FUNDING	ESTIMATED TOTAL COST	ACTUAL EXPENDED THRU FY 2019	ESTIMATED CURRENT YEAR FY 2020	ESTIMATED BUDGET YEAR FY 2021	PROJECTED FY 2022	PROJECTED FY 2023	PROJECTED FY 2024	ESTIMATED COST TO COMPLETE
ROADWAY PROJECTS	PE	425,955	349,319	30,000	46,636	0	0	0	0
RIPTON	ROW	25,000	15,078	9,922	0	0	0	0	0
ER STP 0174(19)	CONST	2,829,033	0	0	500,000	2,329,033	0	0	0
	OTHER	343	343	0	0	0	0	0	0
	TOTAL	3,280,330	364,739	39,922	546,636	2,329,033	0	0	0
Route: VT-125	Description: GUARDRAIL SLOPE AND ASSOCIATED ROADWAY REMEDIATION ON VT125 IN RIPTON, BEGINNING AT THE MIDDLEBURY-RIPTON TOWN LINE AND EXTENDING EASTERLY 5.71 MILES. DDIR #D5-07 & NEW-DDIR-013.								
YearAdded: 2015 Project Manager: Kenneth Upmal 802-793-9369	Comments:								
ROADWAY PROJECTS	PE	195,000	108,504	60,000	26,496	0	0	0	0
ROCKINGHAM	ROW	0	0	0	0	0	0	0	0
IM 091-1(76)	CONST	940,940	0	0	250,000	690,940	0	0	0
	OTHER	0	0	0	0	0	0	0	0
	TOTAL	1,135,940	108,504	60,000	276,496	690,940	0	0	0
Route: I-91	Description: Remediation of rock cut #11 located in Rockingham on I-91 at ete mm 36.25 SB.								
YearAdded: 2019 Project Manager: Bruce Martin 802-595-9653	Comments:								
ROADWAY PROJECTS	PE	270,000	100,462	80,000	70,000	19,538	0	0	0
ROCKINGHAM	ROW	0	0	0	0	0	0	0	0
IM 091-1(77)	CONST	960,000	0	0	0	400,000	560,000	0	0
	OTHER	0	0	0	0	0	0	0	0
	TOTAL	1,230,000	100,462	80,000	70,000	419,538	560,000	0	0
Route: I-91	Description: Remediation of rock cut 10 located in Rockingham on I-91 at ete mm 34.96 SB.								
YearAdded: 2019 Project Manager: Bruce Martin 802-595-9653	Comments:								

Agency of Transportation Multiyear Transportation Program

PROJECT INFORMATION	PHASE AND FUNDING	ESTIMATED TOTAL COST	ACTUAL EXPENDED THRU FY 2019	ESTIMATED CURRENT YEAR FY 2020	ESTIMATED BUDGET YEAR FY 2021	PROJECTED FY 2022	PROJECTED FY 2023	PROJECTED FY 2024	ESTIMATED COST TO COMPLETE
ROADWAY PROJECTS	PE	60,000	9,112	10,000	15,000	25,888	0	0	0
ROXBURY	ROW	20,000	0	0	5,000	15,000	0	0	0
STP SCR(26)	CONST	540,000	0	0	0	150,000	390,000	0	0
	OTHER	0	0	0	0	0	0	0	0
	TOTAL	620,000	9,112	10,000	20,000	190,888	390,000	0	0
Route: VT-12A	Description: Rehabilitation of culvert PID #15914 located in Roxbury on VT12A at twm mm 4.986.								
YearAdded: 2019 Project Manager: Bruce Martin 802-595-9653	Comments:								
ROADWAY PROJECTS	PE	150,000	45,956	35,000	35,000	20,000	14,044	0	0
RYEGATE	ROW	0	0	0	0	0	0	0	0
IM 091-2(83)	CONST	960,000	0	0	0	0	300,000	660,000	0
	OTHER	0	0	0	0	0	0	0	0
	TOTAL	1,110,000	45,956	35,000	35,000	20,000	314,044	660,000	0
Route: I-91	Description: Remediation of rock cut #133 located in Ryegate on I-91 NB ete mm 114.62.								
YearAdded: 2019 Project Manager: Bruce Martin 802-595-9653	Comments:								
ROADWAY PROJECTS	PE	1,600,000	1,550,322	49,678	0	0	0	0	0
SOUTH BURLINGTON	ROW	170,000	155,132	14,868	0	0	0	0	0
STP 5200(17)	CONST	5,032,340	2,932,340	2,100,000	0	0	0	0	0
	OTHER	0	0	0	0	0	0	0	0
	TOTAL	6,802,340	4,637,794	2,164,546	0	0	0	0	0
Route: Market Street	Description: CONSTRUCTION OF MARKET ST. IN SOUTH BURLINGTON.								
YearAdded: Prior to 2006 Project Manager: Ande Deforge 802-595-6657	Comments:								

Agency of Transportation Multiyear Transportation Program

PROJECT INFORMATION	PHASE AND FUNDING	ESTIMATED TOTAL COST	ACTUAL EXPENDED THRU FY 2019	ESTIMATED CURRENT YEAR FY 2020	ESTIMATED BUDGET YEAR FY 2021	PROJECTED FY 2022	PROJECTED FY 2023	PROJECTED FY 2024	ESTIMATED COST TO COMPLETE
ROADWAY PROJECTS	PE	200,000	148,803	30,000	21,197	0	0	0	0
SPRINGFIELD	ROW	40,000	0	15,000	25,000	0	0	0	0
STP CULV(47)	CONST	844,481	0	0	100,000	744,481	0	0	0
	OTHER	0	0	0	0	0	0	0	0
	TOTAL	1,084,481	148,803	45,000	146,197	744,481	0	0	0
Route: US-5	Description: REPLACEMENT OF BRIDGE NOS. 48A AND 48B (CULVERTS) ON US5 IN SPRINGFIELD.								
YearAdded: 2015 Project Manager: Bruce Martin 802-595-9653	Comments:								
ROADWAY PROJECTS	PE	250,000	34,679	175,000	40,321	0	0	0	0
ST. ALBANS	ROW	0	0	0	0	0	0	0	0
IM SWFR(2)	CONST	2,198,540	0	0	600,000	1,598,540	0	0	0
	OTHER	0	0	0	0	0	0	0	0
	TOTAL	2,448,540	34,679	175,000	640,321	1,598,540	0	0	0
Route: I-89	Description: Project is for the design and construction of stormwater retrofit best management practices to implement the VTrans Flow Restoration Plans in the Rugg and Stevens Brook Watersheds. The project will be located in St. Albans City and St Albans Town in the state highway ROW along routes I89 near mm 112 to 115, VT 36 near mm 3.2 to 4.1 and the St Albans State Highway Rd mm 0 to 0.8.								
YearAdded: 2019 Project Manager: Bruce Martin 802-595-9653	Comments:								
ROADWAY PROJECTS	PE	7,407,862	0	1,552,862	1,270,000	1,445,000	1,990,000	1,150,000	0
STATEWIDE	ROW	5,550,000	0	0	130,000	500,000	2,020,000	2,900,000	0
	CONST	34,000,000	0	0	0	2,000,000	12,000,000	20,000,000	0
	OTHER	0	0	0	0	0	0	0	0
	TOTAL	46,957,862	0	1,552,862	1,400,000	3,945,000	16,010,000	24,050,000	0
Route:	Description: PROJECT IS FOR THE AGENCY'S ESTIMATED EXPENDITURES ON TRANSPORTATION - ROADWAY PROJECTS THAT ARE CURRENTLY UNDER DEVELOPMENT, EVALUATION AND SCOPING.								
YearAdded: 2018 Project Manager: Jesse Devlin 802-793-0182	Comments:								

Agency of Transportation Multiyear Transportation Program

PROJECT INFORMATION	PHASE AND FUNDING	ESTIMATED TOTAL COST	ACTUAL EXPENDED THRU FY 2019	ESTIMATED CURRENT YEAR FY 2020	ESTIMATED BUDGET YEAR FY 2021	PROJECTED FY 2022	PROJECTED FY 2023	PROJECTED FY 2024	ESTIMATED COST TO COMPLETE
ROADWAY PROJECTS STATEWIDE	PE	350,000	0	50,000	50,000	50,000	100,000	100,000	0
	ROW	250,000	0	0	0	50,000	100,000	100,000	0
	CONST	4,050,000	0	0	0	50,000	2,000,000	2,000,000	0
	OTHER	0	0	0	0	0	0	0	0
	TOTAL	4,650,000	0	50,000	50,000	150,000	2,200,000	2,200,000	0
Route: VARIOUS-ROUTES YearAdded: 2008 Project Manager: Jesse Devlin 802-793-0182	Description: SMALL CULVERT IMPROVEMENTS ON STATE HIGHWAYS.								
	Comments:								
ROADWAY PROJECTS STATEWIDE	PE	350,000	0	50,000	50,000	50,000	100,000	100,000	0
	ROW	250,000	0	0	0	50,000	100,000	100,000	0
	CONST	4,050,000	0	0	0	50,000	2,000,000	2,000,000	0
	OTHER	0	0	0	0	0	0	0	0
	TOTAL	4,650,000	0	50,000	50,000	150,000	2,200,000	2,200,000	0
Route: VARIOUS-ROUTES YearAdded: 2008 Project Manager: Jesse Devlin 802-793-0182	Description: LEDGE/SLOPE/SINK HOLE IMPROVEMENTS ON STATE HIGHWAYS.								
	Comments:								
ROADWAY PROJECTS STATEWIDE PCPM(1)	PE	500,000	0	100,000	100,000	100,000	100,000	100,000	0
	ROW	0	0	0	0	0	0	0	0
	CONST	2,700,000	0	0	300,000	800,000	800,000	800,000	0
	OTHER	0	0	0	0	0	0	0	0
	TOTAL	3,200,000	0	100,000	400,000	900,000	900,000	900,000	0
Route: YearAdded: 2019 Project Manager: Jesse Devlin 802-793-0182	Description: This project is to develop a Phosphorus Control Plan for the Missisquoi Basin subject to the Lake Champlain TMDL implementation requirements under the VTrans Transportation Separate Storm Sewer System (TS4) Permit.								
	Comments:								

Agency of Transportation Multiyear Transportation Program

PROJECT INFORMATION	PHASE AND FUNDING	ESTIMATED TOTAL COST	ACTUAL EXPENDED THRU FY 2019	ESTIMATED CURRENT YEAR FY 2020	ESTIMATED BUDGET YEAR FY 2021	PROJECTED FY 2022	PROJECTED FY 2023	PROJECTED FY 2024	ESTIMATED COST TO COMPLETE
ROADWAY PROJECTS	PE	0	0	0	0	0	0	0	0
STATEWIDE	ROW	0	0	0	0	0	0	0	0
Roadway Emergent Needs	CONST	7,000,000	0	0	1,000,000	2,000,000	2,000,000	2,000,000	0
	OTHER	0	0	0	0	0	0	0	0
	TOTAL	7,000,000	0	0	1,000,000	2,000,000	2,000,000	2,000,000	0
Route:	Description: Project is for statewide roadway emergent needs.								
YearAdded: 2020 Project Manager: Kevin Marshia 802-279-3594	Comments:								
ROADWAY PROJECTS	PE	0	0	0	0	0	0	0	0
STATEWIDE	ROW	0	0	0	0	0	0	0	0
STP CULV(55)	CONST	0	0	0	0	0	0	0	0
	OTHER	318,445	18,445	100,000	50,000	50,000	50,000	50,000	0
	TOTAL	318,445	18,445	100,000	50,000	50,000	50,000	50,000	0
Route:	Description: Statewide project to evaluate, assess, video scope and program small culverts.								
YearAdded: 2019 Project Manager: Jesse Devlin 802-793-0182	Comments:								
ROADWAY PROJECTS	PE	1,000,000	0	0	100,000	300,000	300,000	300,000	0
STATEWIDE	ROW	0	0	0	0	0	0	0	0
SWFR()	CONST	2,500,000	0	0	0	500,000	1,000,000	1,000,000	0
	OTHER	0	0	0	0	0	0	0	0
	TOTAL	3,500,000	0	0	100,000	800,000	1,300,000	1,300,000	0
Route:	Description: statewide stormwater flow restoration.								
YearAdded: 2018 Project Manager: Jesse Devlin 802-793-0182	Comments:								

Agency of Transportation Multiyear Transportation Program

PROJECT INFORMATION	PHASE AND FUNDING	ESTIMATED TOTAL COST	ACTUAL EXPENDED THRU FY 2019	ESTIMATED CURRENT YEAR FY 2020	ESTIMATED BUDGET YEAR FY 2021	PROJECTED FY 2022	PROJECTED FY 2023	PROJECTED FY 2024	ESTIMATED COST TO COMPLETE
ROADWAY PROJECTS	PE	40,000	1,987	22,485	9,528	6,000	0	0	0
STOWE	ROW	5,000	0	5,000	0	0	0	0	0
STP 0235(14)	CONST	67,000	0	0	0	17,000	50,000	0	0
	OTHER	0	0	0	0	0	0	0	0
	TOTAL	112,000	1,987	27,485	9,528	23,000	50,000	0	0
Route: VT-108	Description: IMPROVEMENTS TO PARKING AND PICNIC AREAS IN THE SMUGGLERS NOTCH AREA. AREAS TO BE IMPROVED INCLUDE THE NOTCH PROPER SOUTH PARKING AREA, PICNIC AREA, AND THE BIG SPRING AREA.								
YearAdded: 2012 Project Manager: Scott Gurley 802-498-8874	Comments:								
ROADWAY PROJECTS	PE	110,000	67,582	25,000	12,418	5,000	0	0	0
STOWE	ROW	30,000	0	0	15,000	15,000	0	0	0
STP 029-1(22)	CONST	600,000	0	0	0	200,000	400,000	0	0
	OTHER	0	0	0	0	0	0	0	0
	TOTAL	740,000	67,582	25,000	27,418	220,000	400,000	0	0
Route: VT-100	Description: Remediation of rock cut #112 located in Stowe on VT 100 at twm mm 2.84 NB.								
YearAdded: 2019 Project Manager: Bruce Martin 802-595-9653	Comments:								
ROADWAY PROJECTS	PE	125,000	96,550	28,450	0	0	0	0	0
SUDBURY	ROW	20,000	2,474	17,526	0	0	0	0	0
STP SCR(19)	CONST	788,531	0	0	788,531	0	0	0	0
	OTHER	0	0	0	0	0	0	0	0
	TOTAL	933,531	99,024	45,976	788,531	0	0	0	0
Route: VT-30	Description: Culvert rehabilitation on VT30 in Sudbury, PID 22627 and PID 22628.								
YearAdded: 2018 Project Manager: Kenneth Upmal 802-793-9369	Comments:								

Agency of Transportation Multiyear Transportation Program

PROJECT INFORMATION	PHASE AND FUNDING	ESTIMATED TOTAL COST	ACTUAL EXPENDED THRU FY 2019	ESTIMATED CURRENT YEAR FY 2020	ESTIMATED BUDGET YEAR FY 2021	PROJECTED FY 2022	PROJECTED FY 2023	PROJECTED FY 2024	ESTIMATED COST TO COMPLETE
ROADWAY PROJECTS	PE	4,400,000	4,252,512	150,000	50,000	20,000	20,000	0	0
SWANTON	ROW	200,000	0	50,000	100,000	50,000	0	0	0
NH 036-1(9)	CONST	22,680,000	0	0	0	0	4,000,000	12,000,000	6,680,000
	OTHER	0	0	0	0	0	0	0	0
	TOTAL	27,280,000	4,252,512	200,000	150,000	70,000	4,020,000	12,000,000	6,680,000
Route: VT-78	Description: PROJECT IS FOR RECONSTRUCTION OF VT78 IN SWANTON, BEGINNING 729 METERS EAST OF THE ALBURGH-SWANTON TOWN LINE AND EXTENDING EASTERLY 9.482 KM (5.892 MILES) TO THE SWANTON VILLAGE LINE.								
YearAdded: Prior to 2006 Project Manager: Kenneth Upmal 802-793-9369	Comments:								
ROADWAY PROJECTS	PE	80,000	53,600	26,400	0	0	0	0	0
THETFORD	ROW	7,500	0	7,500	0	0	0	0	0
IM SCRP(22)	CONST	370,364	0	0	370,364	0	0	0	0
	OTHER	0	0	0	0	0	0	0	0
	TOTAL	457,864	53,600	33,900	370,364	0	0	0	0
Route: I-91	Description: Rehabilitation of culvert, asset ID # 45896 on I-91 ETE MM 82.2 under statewide line item 98K250.								
YearAdded: 2019 Project Manager: Bruce Martin 802-595-9653	Comments:								
ROADWAY PROJECTS	PE	125,000	96,688	28,312	0	0	0	0	0
THETFORD	ROW	30,000	14,771	15,229	0	0	0	0	0
STP CULV(48)	CONST	318,072	0	0	318,072	0	0	0	0
	OTHER	0	0	0	0	0	0	0	0
	TOTAL	473,072	111,459	43,541	318,072	0	0	0	0
Route: VT-113	Description: REPLACEMENT OF BRIDGE NO. 24 (48-INCH CGMP) ON VT113 IN THETFORD.								
YearAdded: 2015 Project Manager: Bruce Martin 802-595-9653	Comments:								

Agency of Transportation Multiyear Transportation Program

PROJECT INFORMATION	PHASE AND FUNDING	ESTIMATED TOTAL COST	ACTUAL EXPENDED THRU FY 2019	ESTIMATED CURRENT YEAR FY 2020	ESTIMATED BUDGET YEAR FY 2021	PROJECTED FY 2022	PROJECTED FY 2023	PROJECTED FY 2024	ESTIMATED COST TO COMPLETE
ROADWAY PROJECTS	PE	100,000	85,538	50,000	20,000	0	0	0	0
WALDEN	ROW	20,000	0	20,000	0	0	0	0	0
STP SCR(27)	CONST	606,928	0	0	100,000	506,928	0	0	0
	OTHER	0	0	0	0	0	0	0	0
	TOTAL	726,928	85,538	70,000	120,000	506,928	0	0	0
Route: VT-15	Description: Remediation of culvert PID #9125 located in Walden on VT15 at tw mm 1.895.								
YearAdded: 2019 Project Manager: Kenneth Upmal 802-793-9369	Comments:								
ROADWAY PROJECTS	PE	85,000	40,090	20,000	15,000	9,910	0	0	0
WALLINGFORD	ROW	20,000	0	5,000	15,000	0	0	0	0
STP 0138(14)	CONST	480,000	0	0	0	200,000	280,000	0	0
	OTHER	0	0	0	0	0	0	0	0
	TOTAL	585,000	40,090	25,000	30,000	209,910	280,000	0	0
Route: VT-140	Description: Remediation of rock cut #033 located in Wallingford on VT 140 at tw mm 2.45.								
YearAdded: 2019 Project Manager: Bruce Martin 802-595-9653	Comments:								
ROADWAY PROJECTS	PE	3,416,043	3,416,043	0	0	0	0	0	0
WATERBURY	ROW	1,487,367	1,487,367	0	0	0	0	0	0
FEGC F 013-4(13)	CONST	26,301,861	3,594,021	10,000,000	11,500,000	1,207,840	0	0	0
	OTHER	122	122	0	0	0	0	0	0
	TOTAL	31,205,393	8,497,553	10,000,000	11,500,000	1,207,840	0	0	0
Route: US-2	Description: RECONSTRUCTION OF MAIN ST IN VILLAGE OF WATERBURY BEGINNING 0.04 MILE EAST OF VT100 NO. INTERSECTION EXTENDING EASTERLY 0.98 MILE.								
YearAdded: Prior to 2006 Project Manager: Kenneth Upmal 802-793-9369	Comments:								

Agency of Transportation Multiyear Transportation Program

PROJECT INFORMATION	PHASE AND FUNDING	ESTIMATED TOTAL COST	ACTUAL EXPENDED THRU FY 2019	ESTIMATED CURRENT YEAR FY 2020	ESTIMATED BUDGET YEAR FY 2021	PROJECTED FY 2022	PROJECTED FY 2023	PROJECTED FY 2024	ESTIMATED COST TO COMPLETE
ROADWAY PROJECTS	PE	250,000	101,049	70,000	78,951	0	0	0	0
WATERBURY	ROW	25,000	0	0	25,000	0	0	0	0
STP 0284(31)	CONST	1,200,000	0	0	0	600,000	600,000	0	0
	OTHER	0	0	0	0	0	0	0	0
	TOTAL	1,475,000	101,049	70,000	103,951	600,000	600,000	0	0
Route: US-2	Description: Remediation of rock cut #115 located in Waterbury on US 2 at twm mm 0.67 WB.								
YearAdded: 2019 Project Manager: Bruce Martin 802-595-9653	Comments:								
ROADWAY PROJECTS	PE	165,000	68,335	65,000	31,665	0	0	0	0
WATERFORD-ST. JOHNSBURY	ROW	0	0	0	0	0	0	0	0
IM 091-3(52)	CONST	600,000	0	0	200,000	400,000	0	0	0
	OTHER	0	0	0	0	0	0	0	0
	TOTAL	765,000	68,335	65,000	231,665	400,000	0	0	0
Route: I-91	Description: Remediation of rock cut #136 located in St. Johnsbury on I-91 at interchange 19, ramp C NB.								
YearAdded: 2019 Project Manager: Bruce Martin 802-595-9653	Comments:								
ROADWAY PROJECTS	PE	125,000	109,509	15,000	5,263	0	0	0	0
WELLS	ROW	25,000	0	5,000	20,000	0	0	0	0
STP 015-2(11)	CONST	960,000	0	0	0	660,000	300,000	0	0
	OTHER	0	0	0	0	0	0	0	0
	TOTAL	1,110,000	109,509	20,000	25,263	660,000	300,000	0	0
Route: VT-30	Description: Remediation of rock cut #36 located in Wells on VT 30, twm mm 4.94 NB.								
YearAdded: 2019 Project Manager: Bruce Martin 802-595-9653	Comments:								

Agency of Transportation Multiyear Transportation Program

PROJECT INFORMATION	PHASE AND FUNDING	ESTIMATED TOTAL COST	ACTUAL EXPENDED THRU FY 2019	ESTIMATED CURRENT YEAR FY 2020	ESTIMATED BUDGET YEAR FY 2021	PROJECTED FY 2022	PROJECTED FY 2023	PROJECTED FY 2024	ESTIMATED COST TO COMPLETE
ROADWAY PROJECTS	PE	100,000	39,777	35,000	15,000	10,223	0	0	0
WEST RUTLAND	ROW	0	0	0	0	0	0	0	0
NH 020-1(23)	CONST	720,000	0	0	0	100,000	620,000	0	0
	OTHER	0	0	0	0	0	0	0	0
	TOTAL	820,000	39,777	35,000	15,000	110,223	620,000	0	0
Route: US-4	Description: Remediation of rock cut #37 located in West Rutland on US 4 at twm mm 13.51.								
YearAdded: 2019 Project Manager: Bruce Martin 802-595-9653	Comments:								
ROADWAY PROJECTS	PE	50,000	0	45,000	5,000	0	0	0	0
WILLISTON	ROW	0	0	0	0	0	0	0	0
IM 089-2(54)	CONST	375,000	0	0	375,000	0	0	0	0
	OTHER	0	0	0	0	0	0	0	0
	TOTAL	425,000	0	45,000	380,000	0	0	0	0
Route: I-89	Description: Project is for the rehabilitation of PID 50276 located on I-89SB at MM 81.8 in the town of Williston.								
YearAdded: 2021 Project Manager: Bruce Martin 802-595-9653	Comments:								
ROADWAY PROJECTS	PE	1,000,000	903,637	80,000	16,363	0	0	0	0
WILLISTON	ROW	760,000	259,867	500,133	0	0	0	0	0
STP M 5500(7)S	CONST	4,801,374	0	0	2,000,000	2,801,374	0	0	0
	OTHER	0	0	0	0	0	0	0	0
	TOTAL	6,561,374	1,163,504	580,133	2,016,363	2,801,374	0	0	0
Route: US-2	Description: RECONSTRUCTION OF THE INTERSECTION AT INDUSTRIAL AVE AND RESURFACING OF US2 IN WILLISTON, BEGINNING AT THE SC BURLINGTON-WILLISTON T/L AND EXTENDING EASTERLY 1.05 MILES.								
YearAdded: Prior to 2006 Project Manager: Bruce Martin 802-595-9653	Comments:								

Agency of Transportation Multiyear Transportation Program

PROJECT INFORMATION	PHASE AND FUNDING	ESTIMATED TOTAL COST	ACTUAL EXPENDED THRU FY 2019	ESTIMATED CURRENT YEAR FY 2020	ESTIMATED BUDGET YEAR FY 2021	PROJECTED FY 2022	PROJECTED FY 2023	PROJECTED FY 2024	ESTIMATED COST TO COMPLETE
ROADWAY PROJECTS	PE	148,454	61,832	50,000	36,622	0	0	0	0
WILLISTON	ROW	15,000	0	15,000	0	0	0	0	0
STP SCR(17)	CONST	300,000	0	0	300,000	0	0	0	0
	OTHER	0	0	0	0	0	0	0	0
	TOTAL	463,454	61,832	65,000	336,622	0	0	0	0
Route: VT-2A	Description: Culvert rehabilitation on VT2A in Williston.								
YearAdded: 2018 Project Manager: Kenneth Upmal 802-793-9369	Comments:								
ROADWAY PROJECTS	PE	125,000	7,698	45,000	50,000	22,302	0	0	0
WILMINGTON	ROW	0	0	0	0	0	0	0	0
NH CULV(61)	CONST	0	0	0	0	0	600,000	0	0
	OTHER	0	0	0	0	0	0	0	0
	TOTAL	125,000	7,698	45,000	50,000	22,302	600,000	0	0
Route: VT-9	Description: Rehabilitation of culvert PID # 12326 on VT-9 in Wilmington at MM 1.76.								
YearAdded: 2021 Project Manager: Kenneth Upmal 802-793-9369	Comments:								
ROADWAY PROJECTS	PE	34,950	11,178	23,772	0	0	0	0	0
WINDSOR	ROW	0	0	0	0	0	0	0	0
SB VT09(3)	CONST	0	0	0	0	0	0	0	0
	OTHER	0	0	0	0	0	0	0	0
	TOTAL	34,950	11,178	23,772	0	0	0	0	0
Route: SB VT09(001)	Description: ACQUISITION OF INFORMATIVE DISPLAYS, PHOTO MURALS, BENCHES AND AUDIO-VISUAL EQUIPMENT FOR THE WINDSOR WAYPOINT CENTER.								
YearAdded: 2012 Project Manager: Scott Gurley 802-498-8874	Comments:								

Agency of Transportation Multiyear Transportation Program

PROJECT INFORMATION	PHASE AND FUNDING	ESTIMATED TOTAL COST	ACTUAL EXPENDED THRU FY 2019	ESTIMATED CURRENT YEAR FY 2020	ESTIMATED BUDGET YEAR FY 2021	PROJECTED FY 2022	PROJECTED FY 2023	PROJECTED FY 2024	ESTIMATED COST TO COMPLETE
ROADWAY PROJECTS	PE	40,000	32,392	4,608	3,000	0	0	0	0
WINDSOR	ROW	10,000	900	9,100	0	0	0	0	0
TCSP TCSE(008)C/3	CONST	157,500	0	0	157,500	0	0	0	0
	OTHER	0	0	0	0	0	0	0	0
	TOTAL	207,500	33,292	13,708	160,500	0	0	0	0
Route: TCSP TSCE(008)C/3	Description: Streetscape improvements on River Street, including new sidewalks, curbing, lighting and cross walks.								
YearAdded: 2018 Project Manager: Scott Gurley 802-498-8874	Comments:								
ROADWAY PROJECTS	PE	175,000	129,201	50,000	10,799	0	0	0	0
WOODFORD	ROW	0	0	0	0	0	0	0	0
NH 010-1(51)	CONST	3,600,000	0	0	1,800,000	1,800,000	0	0	0
	OTHER	0	0	0	0	0	0	0	0
	TOTAL	3,775,000	129,201	50,000	1,810,799	1,800,000	0	0	0
Route: VT-9	Description: REMOVAL OF LEDGE AND ROCK ALONG VT9 IN WOODFORD, BEGINNING 2.930 MILES EAST OF THE BENNINGTON-WOODFORD TOWN LINE EXTENDING EASTERLY 0.127 MILE.								
YearAdded: 2015 Project Manager: Bruce Martin 802-595-9653	Comments:								
ROADWAY PROJECTS	PE	275,000	163,341	70,000	41,659	0	0	0	0
WOODSTOCK	ROW	35,000	0	35,000	0	0	0	0	0
NH SCRP(16)	CONST	668,485	0	0	150,000	518,485	0	0	0
	OTHER	0	0	0	0	0	0	0	0
	TOTAL	978,485	163,341	105,000	191,659	518,485	0	0	0
Route: US-4	Description: Culvert rehabilitation on US4, MM 7.724.								
YearAdded: 2018 Project Manager: Bruce Martin 802-595-9653	Comments:								

Roadway Projects - CAPITAL PROGRAM

SFY 2021 D&E

Project Name	Manager	Project Number	Route	PE	ROW	Const	Total	Federal	State	Local	Year Added
BENNINGTON	Michael LaCroix	STP 1000(23)	VT-67A	10,000	0	0	10,000	8,108	1,892	0	2020
BOLTON-MILTON	Jesse Devlin	IM 089-2(53)	I-89	75,000	0	0	75,000	67,500	7,500	0	2020
BRATTLEBORO	Kenneth Upmal	STP 2000(23)	US-5	200,000	100,000	0	300,000	243,240	56,760	0	Prior to 2006
COLCHESTER	Patricia Coburn	STP 5600(19)	VT-2A	50,000	0	0	50,000	50,000	0	0	2016
CORNWALL-MIDDLEBURY	Jesse Devlin	STP 0172(11)	VT-125	25,000	0	0	25,000	20,270	4,730	0	2021
FAIR HAVEN-ORWELL	Bruce Martin	STP 017-1(14)	VT-22A	200,000	0	0	200,000	162,160	37,840	0	2017
LYNDON	Bruce Martin	STP 0113(65)	US-5	100,000	0	0	100,000	81,080	18,920	0	2012
PITTSFORD	Bruce Martin	NH 019-3(492)	US-7	255,000	0	0	255,000	204,000	51,000	0	Prior to 2006
STATEWIDE	Jesse Devlin		ROADWAY PROJECTS	100,000	0	0	100,000	81,080	18,920	0	Prior to 2006
STOWE	Kenneth Upmal	STP 0235(17)	VT-108	5,000	0	0	5,000	4,054	946	0	2014
VERGENNES	Joseph Segale	STP 017-1(15)	VT-22A	200,000	0	0	200,000	162,160	37,840	0	2021
WILLISTON	Kenneth Upmal	NH 5500(18)	VT-2A	50,000	30,000	0	80,000	64,864	15,136	0	2016
Totals:				1,270,000	130,000	0	1,400,000	1,148,516	251,484	0	

ROADWAY PROJECTS CANDIDATES

Project Name	Route	Project Number	Project Manager	Phone No.	Project Description	Year Added
BENNINGTON BYPASS SOUTH	US-7	NH F 019-1(4)	Jesse Devlin	793-0182	RELOCATION OF US 7.	Prior to 2006
BETHEL	VT-12	STP WALL(4)	Jesse Devlin	793-0182	Retaining wall along VT107	2021
BRANDON-LEICESTER	US-7	NHEGC F 019-3(29)	Jesse Devlin	793-0182	RECONSTRUCTION OF US 7	Prior to 2006
ESSEX	VT-117		Susan Scribner	279-9519	SAFETY ENHANCEMENTS/ARMORING	2016
ESSEX-WILLISTON	VT-289	NH 033-1(24)	Jesse Devlin	793-0182	E.I.S. FOR VT289 SEG. A&B	Prior to 2006
MIDDLESEX	I-89	IM 089-2(49)	Trini Brassard	522-8112	REPLACE BURIED STRUCTURE	2015
NORWICH	SILVIO CONTIREFUGE		Jesse Devlin	793-0182	S. CONTI WILDLIFE REFUGE	Prior to 2006
SOUTH BURLINGTON	Burlington International	NH 5200()	Jesse Devlin	793-0182	RECONSTRUCT AIRPORT DRIVE	Prior to 2006
STOCKBRIDGE-ROCHESTER	VT-100	ER STP 013-4(41)	Jesse Devlin	793-0182	REPAIR VT100 DUE TO T.S. IRENE	2015
WILLISTON	MOUNTAIN VIEW RD		Susan Scribner	279-9519	MULTI-MODAL FACILITY	2016
WILLISTON-ESSEX-COLCHESTER	VT-289	NH 033-1()	Jesse Devlin	793-0182	ADDITIONAL PE & ROW FOR CCCH	Prior to 2006

**Jesse Devlin, Program Manager
Highway Safety & Design
Traffic & Safety**

Phone - (802) 793-0182

E-mail - jesse.devlin@vermont.gov

Traffic & Safety

The Traffic & Safety Program has aligned its resources to focus on projects that will improve safety and mobility, as well as overall asset condition.

The Traffic & Safety Program is funded at approximately **\$37 million in FY21**. It will support expenditures associated with the three primary stages of a project: preliminary engineering, which includes tasks related to a project's design; right-of-way, which includes tasks related to property acquisition; and construction, which includes tasks associated with building and inspection.

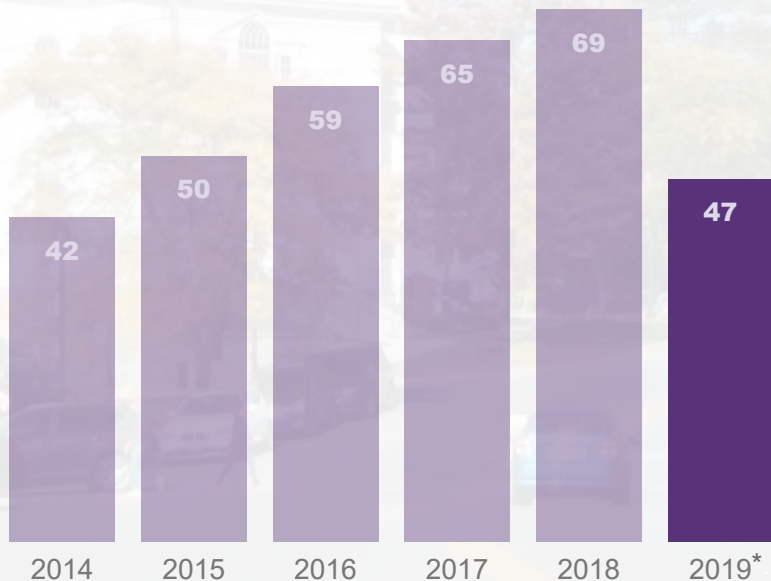
15 Intersection Improvement Projects

3 Pavement Marking Projects

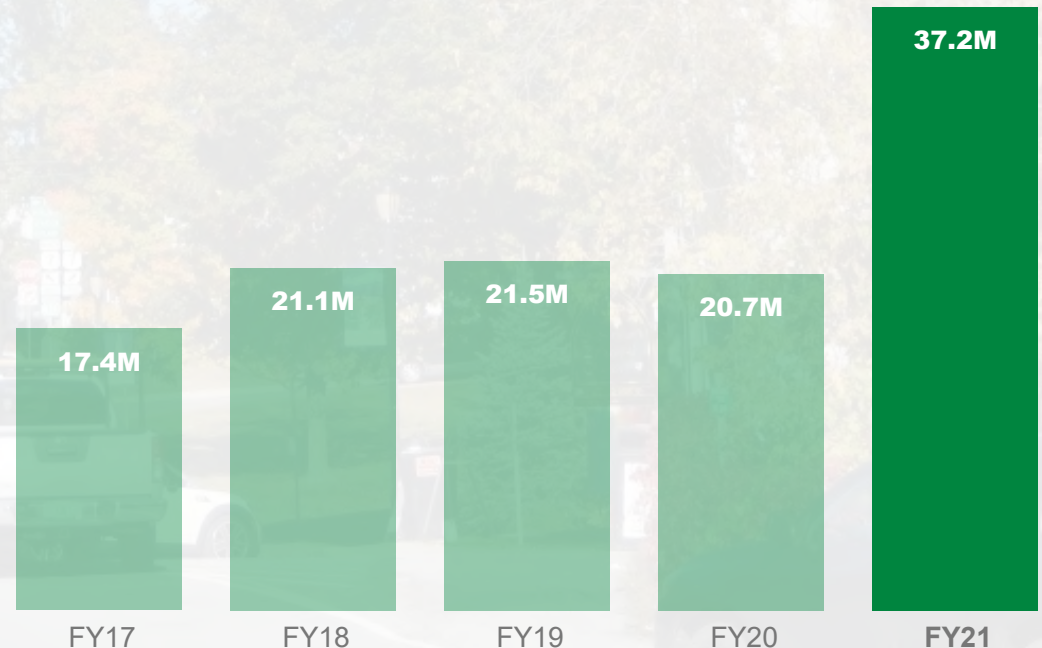
3 Road Sign Replacement Projects

Number of Fatalities by Year

**2019 Count Not Final*



Spending by Fiscal Year (\$, Millions)





Traffic & Safety FY 2021 GOVERNOR'S RECOMMEND - TRANSPORTATION PROGRAM										
PROJECT	DESCRIPTION	OTHER	PE	ROW	CONST	TOTAL	T FUND	FEDERAL	LOCAL	TOTAL
BARRE CITY HES 037-1(8)	IMPROVE VT14/MERCH ANT ST.		\$7,719		\$100,000	\$107,719	\$0	\$107,719	\$0	\$107,719
BARRE TOWN HES STPG 6100(6)	IMPROVE VT14/TH7/TH5 3 JCT.		\$40,000	\$50,000		\$90,000	\$0	\$90,000	\$0	\$90,000
BRIDPORT-MIDDLEBURY HES RMBL(5)	Install rumble stripes		\$5,000		\$84,750	\$89,750	\$0	\$89,750	\$0	\$89,750
BURLINGTON HES 5000(18)	CONSTRUCT ROUNDABOUT		\$3,752		\$1,000,000	\$1,003,752	\$0	\$1,003,752	\$0	\$1,003,752
COLCHESTER HES NH 5600(14)	IMPROVE US7/I-89 EXIT #16				\$7,000,000	\$7,000,000	\$0	\$7,000,000	\$0	\$7,000,000
COLCHESTER STP 5600(21)	IMPROVE INTERSECTION				\$400,000	\$400,000	\$75,680	\$324,320	\$0	\$400,000
COLCHESTER STPG 5600(17)	INSTALL SIGNAL, ADD'L LANES		\$125,000	\$300,000		\$425,000	\$0	\$425,000	\$0	\$425,000
ESSEX STP 5400(10)	Improve VT117/TH1 jct.		\$50,000	\$25,000		\$75,000	\$0	\$75,000	\$0	\$75,000
ESSEX STPG 030-1 (22)	INSTALL SIGNAL, ADD'L LANES		\$15,000	\$40,000		\$55,000	\$0	\$55,000	\$0	\$55,000
FAIR HAVEN-RUTLAND TOWN NHG SIGN(70)	Replace signs along US4		\$125,000		\$50,000	\$175,000	\$0	\$175,000	\$0	\$175,000
FERRISBURGH NH 019-4(32)	Install new traffic signal		\$20,000		\$175,000	\$195,000	\$0	\$195,000	\$0	\$195,000
HARTFORD STP 0113 (59)S	WIDEN LANES AT US5/SYKES AVE.				\$4,000,000	\$4,000,000	\$0	\$4,000,000	\$0	\$4,000,000
HINESBURG HES 021-1(19)	VT116 LEFT-TURN LANES				\$2,665,144	\$2,665,144	\$0	\$2,665,144	\$0	\$2,665,144
MIDDLEBURY NH 019-3(62)	Intersection improvements		\$100,000			\$100,000	\$50,000	\$50,000	\$0	\$100,000
MILTON STP 5800(3)	US7/TH1 IMPROVEMENTS		\$229,668	\$50,000	\$75,000	\$354,668	\$0	\$354,668	\$0	\$354,668
NEW HAVEN HES 032-1(8)	REALIGN VT17/EAST ST. JCT.		\$16,949		\$50,000	\$66,949	\$0	\$66,949	\$0	\$66,949
PLAINFIELD NH 028-3 (41)	Improve US2/Main St. jct.			\$20,000		\$20,000	\$0	\$20,000	\$0	\$20,000
SHELBURNE-SOUTH BURLINGTON NHG SGNL(51)C/1	Replace or rehab signals		\$75,000		\$1,030,000	\$1,105,000	\$0	\$1,105,000	\$0	\$1,105,000

Traffic & Safety FY 2021 GOVERNOR'S RECOMMEND - TRANSPORTATION PROGRAM										
PROJECT	DESCRIPTION	OTHER	PE	ROW	CONST	TOTAL	T FUND	FEDERAL	LOCAL	TOTAL
SHELBURNE-SOUTH BURLINGTON NHG SGNL(51)C/2	Rehab/replace signals				\$300,000	\$300,000	\$30,000	\$270,000	\$0	\$300,000
SOUTH BURLINGTON STP SGNL(53)	Signal upgrades		\$35,000			\$35,000	\$0	\$28,000	\$7,000	\$35,000
SOUTH BURLINGTON-COLCHESTER IM 089 -3(79)	ITS safety improvements						\$0	\$0	\$0	
SOUTH HERO STP HES 028-1(22)	INSTALL TURN LANE AT US2/VT314				\$100,000	\$100,000	\$10,000	\$90,000	\$0	\$100,000
ST. ALBANS 044-1(2)	Improve VT104/I-89 Exit #19		\$50,000			\$50,000	\$0	\$50,000	\$0	\$50,000
STATEWIDE	TRAFFIC OPERATIONS - D&E						\$0	\$0	\$0	
STATEWIDE GHSP		\$6,000,000				\$6,000,000	\$0	\$6,000,000	\$0	\$6,000,000
STATEWIDE HES HRRR(25)	Local road signs & markings						\$0	\$0	\$0	
STATEWIDE HES HSIP()	PROJECTS ON HSIP LIST	\$50,000	\$200,000		\$100,000	\$350,000	\$0	\$350,000	\$0	\$350,000
STATEWIDE HES SHSP()	STRATEGIC HWY. RESEARCH PLAN	\$350,000				\$350,000	\$0	\$350,000	\$0	\$350,000
STATEWIDE IMG MARK()	Pavement marking		\$40,000		\$700,000	\$740,000	\$0	\$740,000	\$0	\$740,000
STATEWIDE IMG MARK(117)	Interstate pavement marking				\$1,100,000	\$1,100,000	\$0	\$1,100,000	\$0	\$1,100,000
STATEWIDE IMG SIGN(61)	Referential exit signs				\$66,490	\$66,490	\$0	\$66,490	\$0	\$66,490
STATEWIDE NH/STP RMBL			\$20,000		\$100,000	\$120,000	\$0	\$120,000	\$0	\$120,000
STATEWIDE OBDS SIGN	TIC SIGNS				\$200,000	\$200,000	\$200,000	\$0	\$0	\$200,000
STATEWIDE STP HRRR()	High Risk Rural Roads		\$100,000		\$500,000	\$600,000	\$0	\$600,000	\$0	\$600,000
STATEWIDE STP HRRR(24)	Install signs, markings						\$0	\$0	\$0	
STATEWIDE STPG MARK()	Pavement marking						\$0	\$0	\$0	
STATEWIDE STPG SGNL()	TRAFFIC SIGNALS		\$100,000		\$900,000	\$1,000,000	\$0	\$1,000,000	\$0	\$1,000,000
STATEWIDE STPG SIGN()	Sign projects		\$150,000		\$1,100,000	\$1,250,000	\$0	\$1,250,000	\$0	\$1,250,000

Traffic & Safety FY 2021 GOVERNOR'S RECOMMEND - TRANSPORTATION PROGRAM										
PROJECT	DESCRIPTION	OTHER	PE	ROW	CONST	TOTAL	T FUND	FEDERAL	LOCAL	TOTAL
STATEWIDE STPG TMNG()	TRAFFIC SIGNAL RE-TIMING		\$50,000			\$50,000	\$0	\$50,000	\$0	\$50,000
STATEWIDE - NORTHEAST REGION STPG MARK(314)	Pavement markings				\$1,700,000	\$1,700,000	\$0	\$1,700,000	\$0	\$1,700,000
STATEWIDE - NORTHEAST REGION STPG SIGN(66)							\$0	\$0	\$0	
STATEWIDE - NORTHWEST STPG SIGN(63)	Replace signs - northwest						\$0	\$0	\$0	
STATEWIDE - NORTHWEST REGION STPG MARK (311)	Pavement markings - northwest						\$0	\$0	\$0	
STATEWIDE - NORTHWEST REGION STPG MARK (315)	Pavement markings				\$1,500,000	\$1,500,000	\$0	\$1,500,000	\$0	\$1,500,000
STATEWIDE - NORTHWEST REGION STPG SIGN (65)							\$0	\$0	\$0	
STATEWIDE - SOUTH REGION STPG MARK (316)	Pavement markings				\$1,700,000	\$1,700,000	\$0	\$1,700,000	\$0	\$1,700,000
STATEWIDE - SOUTHEAST REGION STPG MARK(312)	Pavement markings - southeast						\$0	\$0	\$0	
STATEWIDE - SOUTHEAST REGION STPG SIGN(67)							\$0	\$0	\$0	
STATEWIDE - SOUTHWEST STPG SIGN(64)	Replace signs - southwest						\$0	\$0	\$0	
STATEWIDE - SOUTHWEST REGION STPG MARK (313)	Pavement markings - southwest						\$0	\$0	\$0	
STOWE STPG SGNL (52)	Install signal at VT100/TH6		\$23,737		\$100,000	\$123,737	\$0	\$123,737	\$0	\$123,737
WALLINGFORD-RUTLAND NHG SIGN (68)					\$1,346,047	\$1,346,047	\$0	\$1,346,047	\$0	\$1,346,047
WEST RUTLAND STPG SGNL(50)	Improve signal. BRUS4/VT4A				\$183,799	\$183,799	\$0	\$183,799	\$0	\$183,799
WILLISTON STP 5500 (17)	Improve VT2A/Industrial Ave.		\$60,000	\$50,000		\$110,000	\$0	\$110,000	\$0	\$110,000

<p align="center"><i>Traffic & Safety</i></p> <p align="center">FY 2021 GOVERNOR'S RECOMMEND - TRANSPORTATION PROGRAM</p>	
---	--

PROJECT	DESCRIPTION	OTHER	PE	ROW	CONST	TOTAL	T FUND	FEDERAL	LOCAL	TOTAL
---------	-------------	-------	----	-----	-------	-------	--------	---------	-------	-------

Appropriation assumes \$500,000 Transportation Fund carryforward	
--	--

Appropriation assumes \$500,000 Transportation Fund carryforward

TRAFFIC & SAFETY

	Estimated Budget Year FY 2021	Projected FY 2022	Projected FY 2023	Projected FY 2024
PE	\$1,641,825	\$1,124,678	\$778,006	\$555,000
ROW	\$535,000	\$0	\$50,000	\$100,000
CONST	\$28,592,166	\$33,094,897	\$24,293,247	\$24,628,257
OTHER	\$6,400,000	\$5,400,000	\$5,400,000	\$5,350,000
TOTAL	\$37,168,991	\$39,619,575	\$30,521,253	\$30,633,257

Agency of Transportation Multiyear Transportation Program

PROJECT INFORMATION	PHASE AND FUNDING	ESTIMATED TOTAL COST	ACTUAL EXPENDED THRU FY 2019	ESTIMATED CURRENT YEAR FY 2020	ESTIMATED BUDGET YEAR FY 2021	PROJECTED FY 2022	PROJECTED FY 2023	PROJECTED FY 2024	ESTIMATED COST TO COMPLETE
TRAFFIC & SAFETY	PE	450,000	422,281	20,000	7,719	0	0	0	0
BARRE CITY	ROW	0	0	0	0	0	0	0	0
HES 037-1(8)	CONST	1,173,000	0	0	100,000	1,073,000	0	0	0
	OTHER	0	0	0	0	0	0	0	0
	TOTAL	1,623,000	422,281	20,000	107,719	1,073,000	0	0	0
Route: VT-14	Description: IMPROVEMENTS TO THE VT14 (MAPLE AVE.)/MERCHANT ST. INTERSECTION IN BARRE CITY, INCLUDING REALIGNMENT OF MERCHANT STREET.								
YearAdded: Prior to 2006 Project Manager: Taylor Sisson 802-249-9246	Comments:								
TRAFFIC & SAFETY	PE	650,000	566,323	35,000	40,000	8,677	0	0	0
BARRE TOWN	ROW	275,000	68,437	156,563	50,000	0	0	0	0
HES STPG 6100(6)	CONST	2,648,298	0	0	0	300,000	2,348,298	0	0
	OTHER	0	0	0	0	0	0	0	0
	TOTAL	3,573,298	634,760	191,563	90,000	308,677	2,348,298	0	0
Route: VT-14	Description: PROJECT IS FOR IMPROVEMENTS TO THE VT14/BRIDGE ST./STERLING HILL ROAD INTERSECTION IN SOUTH BARRE.								
YearAdded: Prior to 2006 Project Manager: Taylor Sisson 802-249-9246	Comments:								
TRAFFIC & SAFETY	PE	60,000	37,911	22,089	0	0	0	0	0
BENNINGTON	ROW	0	0	0	0	0	0	0	0
STP 1000(21)	CONST	0	0	0	0	0	0	0	0
	OTHER	0	0	0	0	0	0	0	0
	TOTAL	60,000	37,911	22,089	0	0	0	0	0
Route: VT-7A	Description: Remediation and evaluation of HSIP location at the intersection of VT 7A, mp 1.725, and Rice Lane/Houghton Lane in Bennington.								
YearAdded: 2020 Project Manager: Taylor Sisson 802-249-9246	Comments:								

Agency of Transportation Multiyear Transportation Program

PROJECT INFORMATION	PHASE AND FUNDING	ESTIMATED TOTAL COST	ACTUAL EXPENDED THRU FY 2019	ESTIMATED CURRENT YEAR FY 2020	ESTIMATED BUDGET YEAR FY 2021	PROJECTED FY 2022	PROJECTED FY 2023	PROJECTED FY 2024	ESTIMATED COST TO COMPLETE
TRAFFIC & SAFETY	PE	15,000	0	10,000	5,000	0	0	0	0
BRIDPORT-MIDDLEBURY	ROW	0	0	0	0	0	0	0	0
HES RMBL(5)	CONST	84,750	0	0	84,750	0	0	0	0
	OTHER	0	0	0	0	0	0	0	0
	TOTAL	99,750	0	10,000	89,750	0	0	0	0
Route: VT-125	Description: Installation of centerline rumble stripes and new centerline pavement markings at various locations on VT Route 125 beginning in Bridport at TWN MM 5.2 and ending at Middlebury TWN MM 0.1.								
YearAdded: 2021 Project Manager: Matthew Bogaczyk 802-793-5321	Comments:								
TRAFFIC & SAFETY	PE	950,000	894,396	51,852	3,752	0	0	0	0
BURLINGTON	ROW	175,000	152,828	22,172	0	0	0	0	0
HES 5000(18)	CONST	7,155,000	0	0	1,000,000	4,500,000	1,655,000	0	0
	OTHER	0	0	0	0	0	0	0	0
	TOTAL	8,280,000	1,047,224	74,024	1,003,752	4,500,000	1,655,000	0	0
Route: US-7	Description: IMPROVEMENTS TO THE INTERSECTION OF US7 (SOUTH WILLARD ST.), LEDGE AND LOCUST STS. IN BURLINGTON, INCLUDING CONSTRUCTION OF A ROUNDABOUT, DRAINAGE AND ASSOCIATED WORK.								
YearAdded: 2010 Project Manager: Michael LaCroix 802-371-9528	Comments:								
TRAFFIC & SAFETY	PE	2,750,000	2,299,511	450,489	0	0	0	0	0
COLCHESTER	ROW	750,000	473,957	276,043	0	0	0	0	0
HES NH 5600(14)	CONST	12,909,764	0	250,000	7,000,000	5,659,764	0	0	0
	OTHER	0	0	0	0	0	0	0	0
	TOTAL	16,409,764	2,773,468	976,532	7,000,000	5,659,764	0	0	0
Route: US-7	Description: Traffic safety and capacity improvements along US2/7, including reconfiguration of I-89 Exit #16 into a Diverging Diamond Interchange, roadway widening, new traffic signals, sidewalks and shared-use paths, signage, pavement markings and other intersection improvements at South Park, Mountain View Drive, Hercules Drive and Rathe Rd.								
YearAdded: 2014 Project Manager: Michael LaCroix 802-371-9528	Comments:								

Agency of Transportation Multiyear Transportation Program

PROJECT INFORMATION	PHASE AND FUNDING	ESTIMATED TOTAL COST	ACTUAL EXPENDED THRU FY 2019	ESTIMATED CURRENT YEAR FY 2020	ESTIMATED BUDGET YEAR FY 2021	PROJECTED FY 2022	PROJECTED FY 2023	PROJECTED FY 2024	ESTIMATED COST TO COMPLETE
TRAFFIC & SAFETY	PE	160,000	121,667	38,333	0	0	0	0	0
COLCHESTER	ROW	25,000	3,360	21,640	0	0	0	0	0
STP 5600(21)	CONST	500,000	0	100,000	400,000	0	0	0	0
	OTHER	0	0	0	0	0	0	0	0
	TOTAL	685,000	125,027	159,973	400,000	0	0	0	0
Route: Urb-5600	Description: IMPROVEMENTS TO THE VT127 BLAKELY ROAD/LAKER LANE INTERSECTION.								
YearAdded: 2016 Project Manager: Ande Deforge 802-595-6657	Comments:								
TRAFFIC & SAFETY	PE	700,000	283,745	200,000	125,000	91,255	0	0	0
COLCHESTER	ROW	400,000	0	100,000	300,000	0	0	0	0
STPG 5600(17)	CONST	3,648,257	0	0	0	0	2,500,000	1,148,257	0
	OTHER	0	0	0	0	0	0	0	0
	TOTAL	4,748,257	283,745	300,000	425,000	91,255	2,500,000	1,148,257	0
Route: US-7	Description: INSTALLATION OF A NEW TRAFFIC SIGNAL AT THE US7/TH7 (SEVERANCE RD.)/TH9 (BLAKELEY RD.), INCLUDING MAST ARMS AND ADDITIONAL LANES.								
YearAdded: 2015 Project Manager: Erin Parizo 802-279-1709	Comments:								
TRAFFIC & SAFETY	PE	167,186	60,303	50,000	50,000	6,883	0	0	0
ESSEX	ROW	50,000	0	25,000	25,000	0	0	0	0
STP 5400(10)	CONST	1,500,000	0	0	0	500,000	1,000,000	0	0
	OTHER	0	0	0	0	0	0	0	0
	TOTAL	1,717,186	60,303	75,000	75,000	506,883	1,000,000	0	0
Route: VT-117	Description: Project is for improvements to the intersection of VT Route 117 and Town Highway 1 (North Williston Road) in the Town of Essex.								
YearAdded: 2016 Project Manager: Taylor Sisson 802-249-9246	Comments:								

Agency of Transportation Multiyear Transportation Program

PROJECT INFORMATION	PHASE AND FUNDING	ESTIMATED TOTAL COST	ACTUAL EXPENDED THRU FY 2019	ESTIMATED CURRENT YEAR FY 2020	ESTIMATED BUDGET YEAR FY 2021	PROJECTED FY 2022	PROJECTED FY 2023	PROJECTED FY 2024	ESTIMATED COST TO COMPLETE
TRAFFIC & SAFETY	PE	200,000	143,084	35,000	15,000	6,916	0	0	0
ESSEX	ROW	75,000	0	35,000	40,000	0	0	0	0
STPG 030-1(22)	CONST	1,065,453	0	0	0	200,000	865,453	0	0
	OTHER	0	0	0	0	0	0	0	0
	TOTAL	1,340,453	143,084	70,000	55,000	206,916	865,453	0	0
Route: VT-15	Description: INSTALLATION OF A NEW TRAFFIC SIGNAL AT THE VT15/SAND HILL ROAD INTERSECTION, INCLUDING MAST ARMS AND ADDITIONAL LANES.								
YearAdded: 2015 Project Manager: Taylor Sisson 802-249-9246	Comments:								
TRAFFIC & SAFETY	PE	200,000	0	75,000	125,000	0	0	0	0
FAIR HAVEN-RUTLAND TOWN	ROW	0	0	0	0	0	0	0	0
NHG SIGN(70)	CONST	1,500,000	0	0	50,000	1,450,000	0	0	0
	OTHER	0	0	0	0	0	0	0	0
	TOTAL	1,700,000	0	75,000	175,000	1,450,000	0	0	0
Route: US-4	Description: Project is for the replacement of traffic signs on US 4 from Fair Haven twm mm 0.0 to Rutland Town twm mm 18.829.								
YearAdded: 2021 Project Manager: Patricia Coburn 802-224-6667	Comments:								
TRAFFIC & SAFETY	PE	173,000	89,245	63,755	20,000	0	0	0	0
FERRISBURGH	ROW	0	0	0	0	0	0	0	0
NH 019-4(32)	CONST	575,000	0	0	175,000	400,000	0	0	0
	OTHER	0	0	0	0	0	0	0	0
	TOTAL	748,000	89,245	63,755	195,000	400,000	0	0	0
Route: US-7	Description: Intersection improvements at US7/Old Hollow Rd./Stage Rd., to add a new traffic signal and other highway related items.								
YearAdded: 2021 Project Manager: Erin Parizo 802-279-1709	Comments:								

Agency of Transportation Multiyear Transportation Program

PROJECT INFORMATION	PHASE AND FUNDING	ESTIMATED TOTAL COST	ACTUAL EXPENDED THRU FY 2019	ESTIMATED CURRENT YEAR FY 2020	ESTIMATED BUDGET YEAR FY 2021	PROJECTED FY 2022	PROJECTED FY 2023	PROJECTED FY 2024	ESTIMATED COST TO COMPLETE
TRAFFIC & SAFETY	PE	200,000	136,945	63,055	0	0	0	0	0
HARTFORD	ROW	0	0	0	0	0	0	0	0
HES 0113(77)	CONST	0	0	0	0	0	0	0	0
	OTHER	0	0	0	0	0	0	0	0
	TOTAL	200,000	136,945	63,055	0	0	0	0	0
Route: US-5	Description: Project is for scoping safety issues along US 5 in Hartford from ETE mm 73.15 to ETE 75.3.								
YearAdded: 2021 Project Manager: Erin Parizo 802-279-1709	Comments:								
TRAFFIC & SAFETY	PE	900,000	678,516	221,484	0	0	0	0	0
HARTFORD	ROW	808,000	106,582	701,418	0	0	0	0	0
STP 0113(59)S	CONST	4,500,000	26,576	100,000	4,000,000	373,424	0	0	0
	OTHER	0	0	0	0	0	0	0	0
	TOTAL	6,208,000	811,674	1,022,902	4,000,000	373,424	0	0	0
Route: US-5	Description: PROJECT IS FOR INSTALLING ROUNDABOUTS AT THE INTERSECTIONS OF US5 AND SYKES AVE., AND SYKES AVE. AND RALPH LEHMAN DRIVE.								
YearAdded: Prior to 2006 Project Manager: Thad Robertson 802-793-2395	Comments:								
TRAFFIC & SAFETY	PE	900,000	690,003	209,997	0	0	0	0	0
HINESBURG	ROW	275,000	196,482	78,518	0	0	0	0	0
HES 021-1(19)	CONST	2,765,144	0	100,000	2,665,144	0	0	0	0
	OTHER	15,000	8,963	6,037	0	0	0	0	0
	TOTAL	3,955,144	895,448	394,552	2,665,144	0	0	0	0
Route: VT-116	Description: IMPROVEMENTS TO THE VT116/TH1/TH7 INTERSECTION IN HINESBURG, INCLUDING LEFT-TURN LANES ON VT116.								
YearAdded: Prior to 2006 Project Manager: Patricia Coburn 802-224-6667	Comments:								

Agency of Transportation Multiyear Transportation Program

PROJECT INFORMATION	PHASE AND FUNDING	ESTIMATED TOTAL COST	ACTUAL EXPENDED THRU FY 2019	ESTIMATED CURRENT YEAR FY 2020	ESTIMATED BUDGET YEAR FY 2021	PROJECTED FY 2022	PROJECTED FY 2023	PROJECTED FY 2024	ESTIMATED COST TO COMPLETE
TRAFFIC & SAFETY	PE	350,000	0	50,000	100,000	70,000	65,000	65,000	0
MIDDLEBURY	ROW	150,000	0	0	0	0	50,000	100,000	0
NH 019-3(62)	CONST	3,000,000	0	0	0	0	0	50,000	2,950,000
	OTHER	0	0	0	0	0	0	0	0
	TOTAL	3,500,000	0	50,000	100,000	70,000	115,000	215,000	2,950,000
Route: US-7	Description: PROJECT IS FOR A US7 CORRIDOR ACTION PLAN AND SCOPING FOR A ROUNDABOUT AT THE INTERSECTION OF US7 AND EXCHANGE ST. IN MIDDLEBURY.								
YearAdded: Prior to 2006 Project Manager: Taylor Sisson 802-249-9246	Comments:								
TRAFFIC & SAFETY	PE	750,000	270,332	250,000	229,668	0	0	0	0
MILTON	ROW	175,000	0	125,000	50,000	0	0	0	0
STP 5800(3)	CONST	5,801,355	0	0	75,000	3,250,000	2,476,355	0	0
	OTHER	0	0	0	0	0	0	0	0
	TOTAL	6,726,355	270,332	375,000	354,668	3,250,000	2,476,355	0	0
Route: US-7	Description: INSTALLATION OF NEW TRAFFIC SIGNALS, MAST ARMS, AND ADDITIONAL LANES ON US7, AND NEW ALIGNMENTS AND ADDITIONAL LANES ON MIDDLE ROAD AND RAILROAD STREET.								
YearAdded: Prior to 2006 Project Manager: Patricia Coburn 802-224-6667	Comments:								
TRAFFIC & SAFETY	PE	575,000	523,051	35,000	16,949	0	0	0	0
NEW HAVEN	ROW	80,000	0	80,000	0	0	0	0	0
HES 032-1(8)	CONST	2,219,030	0	0	50,000	2,169,030	0	0	0
	OTHER	0	0	0	0	0	0	0	0
	TOTAL	2,874,030	523,051	115,000	66,949	2,169,030	0	0	0
Route: VT-17	Description: REALIGNMENT OF THE VT17/EAST ST. (TH22 & TH18) INTERSECTION IN NEW HAVEN, AND ELIMINATION OF THE VT17/TH19 INTERSECTION.								
YearAdded: Prior to 2006 Project Manager: Erin Parizo 802-279-1709	Comments:								

Agency of Transportation Multiyear Transportation Program

PROJECT INFORMATION	PHASE AND FUNDING	ESTIMATED TOTAL COST	ACTUAL EXPENDED THRU FY 2019	ESTIMATED CURRENT YEAR FY 2020	ESTIMATED BUDGET YEAR FY 2021	PROJECTED FY 2022	PROJECTED FY 2023	PROJECTED FY 2024	ESTIMATED COST TO COMPLETE
TRAFFIC & SAFETY	PE	250,000	184,053	40,000	0	25,947	0	0	0
PLAINFIELD	ROW	40,000	0	20,000	20,000	0	0	0	0
NH 028-3(41)	CONST	748,141	0	0	0	0	748,141	0	0
	OTHER	0	0	0	0	0	0	0	0
	TOTAL	1,038,141	184,053	60,000	20,000	25,947	748,141	0	0
Route: US-2	Description: Project is for improvements to the intersection of US Route 2 and Town Highway 1 (Main Street) in the Town of Plainfield.								
YearAdded: 2016 Project Manager: Erin Parizo 802-279-1709	Comments:								
TRAFFIC & SAFETY	PE	275,000	41,781	108,219	75,000	50,000	0	0	0
SHELburne-SOUTH BURLINGTON	ROW	0	0	0	0	0	0	0	0
NHG SGNL(51)C/1	CONST	2,190,000	0	50,000	1,030,000	1,110,000	0	0	0
	OTHER	0	0	0	0	0	0	0	0
	TOTAL	2,465,000	41,781	158,219	1,105,000	1,160,000	0	0	0
Route: US-7	Description: Rehabilitation of MS 507, MS 508, MS 509, MS 511, MS 512, MS 513, MS 514, MS 515, MS 516 and MS 517 along US 7 in South Burlington and Shelburne.								
YearAdded: 2020 Project Manager: Taylor Sisson 802-249-9246	Comments:								
TRAFFIC & SAFETY	PE	0	0	0	0	0	0	0	0
SHELburne-SOUTH BURLINGTON	ROW	0	0	0	0	0	0	0	0
NHG SGNL(51)C/2	CONST	0	0	0	300,000	1,500,000	0	0	0
	OTHER	0	0	0	0	0	0	0	0
	TOTAL	0	0	0	300,000	1,500,000	0	0	0
Route: US-7	Description: Replacement of the following signals: MS 518, MS 519, MS 520, MS 521, MS 522 and MS 524 in South Burlington along US 7. Contract C2 will include the 6 "Northern" Signals that need new Mast Arms, controllers etc. to run ATSPMs								
YearAdded: 2021 Project Manager: Taylor Sisson 802-249-9246	Comments:								

Agency of Transportation Multiyear Transportation Program

PROJECT INFORMATION	PHASE AND FUNDING	ESTIMATED TOTAL COST	ACTUAL EXPENDED THRU FY 2019	ESTIMATED CURRENT YEAR FY 2020	ESTIMATED BUDGET YEAR FY 2021	PROJECTED FY 2022	PROJECTED FY 2023	PROJECTED FY 2024	ESTIMATED COST TO COMPLETE
TRAFFIC & SAFETY	PE	80,000	0	2,000	35,000	35,000	8,000	0	0
SOUTH BURLINGTON	ROW	0	0	0	0	0	0	0	0
STP SGNL(53)	CONST	1,230,000	0	0	0	0	0	1,230,000	0
	OTHER	0	0	0	0	0	0	0	0
	TOTAL	1,310,000	0	2,000	35,000	35,000	8,000	1,230,000	0
Route: US-2	Description: I-89 EXIT 14 SIGNAL UPGRADES								
YearAdded: 2020 Project Manager: Ross Gouin 802-595-2381	Comments:								
TRAFFIC & SAFETY	PE	10,000	0	10,000	0	0	0	0	0
SOUTH BURLINGTON-COLCHESTER	ROW	0	0	0	0	0	0	0	0
IM 089-3(79)	CONST	0	0	0	0	0	0	0	0
	OTHER	90,000	0	90,000	0	0	0	0	0
	TOTAL	100,000	0	100,000	0	0	0	0	0
Route: I-89	Description: Installation of ITS safety improvements along I-89 between ETE MM 89 and 91.8 both NB and SB in the area of exit 16.								
YearAdded: 2021 Project Manager: Michael LaCroix 802-371-9528	Comments:								
TRAFFIC & SAFETY	PE	450,000	355,241	94,759	0	0	0	0	0
SOUTH HERO	ROW	80,000	0	80,000	0	0	0	0	0
STP HES 028-1(22)	CONST	1,430,098	0	0	100,000	1,330,098	0	0	0
	OTHER	0	0	0	0	0	0	0	0
	TOTAL	1,960,098	355,241	174,759	100,000	1,330,098	0	0	0
Route: US-2	Description: INSTALLATION OF A LEFT-TURN LANE ON US2 WESTBOUND, AT THE US2/VT314 INTERSECTION IN SOUTH HERO. INCLUDES OTHER GENERAL SAFETY IMPROVEMENTS.								
YearAdded: 2014 Project Manager: Michael LaCroix 802-371-9528	Comments:								

Agency of Transportation Multiyear Transportation Program

PROJECT INFORMATION	PHASE AND FUNDING	ESTIMATED TOTAL COST	ACTUAL EXPENDED THRU FY 2019	ESTIMATED CURRENT YEAR FY 2020	ESTIMATED BUDGET YEAR FY 2021	PROJECTED FY 2022	PROJECTED FY 2023	PROJECTED FY 2024	ESTIMATED COST TO COMPLETE
TRAFFIC & SAFETY	PE	0	0	0	0	0	0	0	0
STATEWIDE	ROW	0	0	0	0	0	0	0	0
	CONST	0	0	0	0	0	0	0	0
	OTHER	0	0	0	0	0	0	0	0
	TOTAL	0	0	0	0	0	0	0	0
Route: TRAFFIC OPERATIONS	Description: PROJECT IS FOR THE AGENCY'S ESTIMATED EXPENDITURES ON TRANSPORTATION - TRAFFIC & SAFETY PROJECTS THAT ARE CURRENTLY UNDER DEVELOPMENT, EVALUATION AND SCOPING.								
YearAdded: Prior to 2006 Project Manager: Jesse Devlin 802-793-0182	Comments:								
TRAFFIC & SAFETY	PE	0	0	0	0	0	0	0	0
STATEWIDE	ROW	0	0	0	0	0	0	0	0
GHSP	CONST	0	0	0	0	0	0	0	0
	OTHER	27,200,000	0	6,200,000	6,000,000	5,000,000	5,000,000	5,000,000	0
	TOTAL	27,200,000	0	6,200,000	6,000,000	5,000,000	5,000,000	5,000,000	0
Route:	Description: Governor's Highway Safety Program								
YearAdded: 2019 Project Manager: Jesse Devlin 802-793-0182	Comments:								
TRAFFIC & SAFETY	PE	800,000	0	200,000	200,000	200,000	200,000	0	0
STATEWIDE	ROW	0	0	0	0	0	0	0	0
HES HSIP()	CONST	14,300,000	0	100,000	100,000	100,000	3,000,000	11,000,000	0
	OTHER	200,000	0	50,000	50,000	50,000	50,000	0	0
	TOTAL	15,300,000	0	350,000	350,000	350,000	3,250,000	11,000,000	0
Route: TRAFFIC OPERATIONS	Description: SAFETY PROJECTS TO BE IDENTIFIED FROM 2008 HSIP LIST.								
YearAdded: 2007 Project Manager: Jesse Devlin 802-793-0182	Comments:								

Agency of Transportation Multiyear Transportation Program

PROJECT INFORMATION	PHASE AND FUNDING	ESTIMATED TOTAL COST	ACTUAL EXPENDED THRU FY 2019	ESTIMATED CURRENT YEAR FY 2020	ESTIMATED BUDGET YEAR FY 2021	PROJECTED FY 2022	PROJECTED FY 2023	PROJECTED FY 2024	ESTIMATED COST TO COMPLETE
TRAFFIC & SAFETY	PE	0	0	0	0	0	0	0	0
STATEWIDE	ROW	0	0	0	0	0	0	0	0
HES SHSP()	CONST	0	0	0	0	0	0	0	0
	OTHER	1,750,000	0	350,000	350,000	350,000	350,000	350,000	0
	TOTAL	1,750,000	0	350,000	350,000	350,000	350,000	350,000	0
Route:	Description: STRATEGIC HIGHWAY SAFETY PLAN.								
YearAdded: 2008 Project Manager: Jesse Devlin 802-793-0182	Comments:								
TRAFFIC & SAFETY	PE	160,000	0	0	40,000	40,000	40,000	40,000	0
STATEWIDE	ROW	0	0	0	0	0	0	0	0
IMG MARK()	CONST	7,889,153	0	1,889,153	1,800,000	1,400,000	1,400,000	1,400,000	0
	OTHER	0	0	0	0	0	0	0	0
	TOTAL	8,049,153	0	1,889,153	1,840,000	1,440,000	1,440,000	1,440,000	0
Route:	Description: PAVEMENT MARKING ON THE INTERSTATE HIGHWAY SYSTEM.								
YearAdded: Prior to 2006 Project Manager: Patricia Coburn 802-224-6667	Comments:								
TRAFFIC & SAFETY	PE	175,000	95,623	79,377	0	0	0	0	0
STATEWIDE	ROW	0	0	0	0	0	0	0	0
IMG SIGN(61)	CONST	151,490	0	85,000	66,490	0	0	0	0
	OTHER	0	0	0	0	0	0	0	0
	TOTAL	326,490	95,623	164,377	66,490	0	0	0	0
Route: US-4	Description: Install supplemental signage on guide signs on all interchanges of Interstate 89, 91 and 93 and the limited access portions of US 7 and US 4.								
YearAdded: 2018 Project Manager: Patricia Coburn 802-224-6667	Comments:								

Agency of Transportation Multiyear Transportation Program

PROJECT INFORMATION	PHASE AND FUNDING	ESTIMATED TOTAL COST	ACTUAL EXPENDED THRU FY 2019	ESTIMATED CURRENT YEAR FY 2020	ESTIMATED BUDGET YEAR FY 2021	PROJECTED FY 2022	PROJECTED FY 2023	PROJECTED FY 2024	ESTIMATED COST TO COMPLETE
TRAFFIC & SAFETY	PE	100,000	0	20,000	20,000	20,000	20,000	20,000	0
STATEWIDE	ROW	0	0	0	0	0	0	0	0
NH/STP RMBL	CONST	500,000	0	100,000	100,000	100,000	100,000	100,000	0
	OTHER	0	0	0	0	0	0	0	0
	TOTAL	600,000	0	120,000	120,000	120,000	120,000	120,000	0
Route:	Description: Statewide program for installation of centerline rumble stripes and new centerline pavement markings.								
YearAdded: 2019 Project Manager: Jesse Devlin 802-793-0182	Comments:								
TRAFFIC & SAFETY	PE	0	0	0	0	0	0	0	0
STATEWIDE	ROW	0	0	0	0	0	0	0	0
OBDS SIGN	CONST	800,000	0	0	200,000	200,000	200,000	200,000	0
	OTHER	3,539,612	3,539,612	0	0	0	0	0	0
	TOTAL	4,339,612	3,539,612	0	200,000	200,000	200,000	200,000	0
Route: SIGNS	Description: PROJECT INCLUDES ALL OF THE SIGNING REQUESTED BY BUSINESSES AND APPROVED BY THE TRAVEL INFORMATION COUNCIL. STATE FUNDS SUPPLEMENT ALL COSTS NOT COVERED BY FEES ASSESSED TO THE BUSINESSES.								
YearAdded: 2009 Project Manager: Jesse Devlin 802-793-0182	Comments:								
TRAFFIC & SAFETY	PE	400,000	0	0	100,000	100,000	100,000	100,000	0
STATEWIDE	ROW	0	0	0	0	0	0	0	0
STP HRRR()	CONST	2,566,530	0	566,530	500,000	500,000	500,000	500,000	0
	OTHER	0	0	0	0	0	0	0	0
	TOTAL	2,966,530	0	566,530	600,000	600,000	600,000	600,000	0
Route:	Description: Line item for the installation of new signs, pavement markings, and guardrail on High Risk Rural Roads.								
YearAdded: 2017 Project Manager: Jesse Devlin 802-793-0182	Comments:								

Agency of Transportation Multiyear Transportation Program

PROJECT INFORMATION	PHASE AND FUNDING	ESTIMATED TOTAL COST	ACTUAL EXPENDED THRU FY 2019	ESTIMATED CURRENT YEAR FY 2020	ESTIMATED BUDGET YEAR FY 2021	PROJECTED FY 2022	PROJECTED FY 2023	PROJECTED FY 2024	ESTIMATED COST TO COMPLETE
TRAFFIC & SAFETY	PE	380,000	0	140,000	0	80,000	80,000	80,000	0
STATEWIDE	ROW	0	0	0	0	0	0	0	0
STP MARK()	CONST	23,819,993	0	4,519,993	4,900,000	4,400,000	5,000,000	5,000,000	0
	OTHER	0	0	0	0	0	0	0	0
	TOTAL	24,199,993	0	4,659,993	4,900,000	4,480,000	5,080,000	5,080,000	0
Route:	Description: Line item for the installation of new pavement markings, centerlines, and edge lines on the National Highway System, State System, and Class I Town Highways.								
YearAdded: 2017 Project Manager: Patricia Coburn 802-224-6667	Comments:								
TRAFFIC & SAFETY	PE	750,580	0	150,580	150,000	150,000	150,000	150,000	0
STATEWIDE	ROW	0	0	0	0	0	0	0	0
STP SIGN()	CONST	6,026,574	0	1,626,574	1,100,000	1,100,000	1,100,000	1,100,000	0
	OTHER	0	0	0	0	0	0	0	0
	TOTAL	6,777,154	0	1,777,154	1,250,000	1,250,000	1,250,000	1,250,000	0
Route:	Description: REPLACE SIGNING AND DELINEATION ALONG STATE HIGHWAYS NOT ON THE INTERSTATE OR NATIONAL HIGHWAY SYSTEMS, TO MEET NEW FHWA REFLECTIVITY REQUIREMENTS.								
YearAdded: Prior to 2006 Project Manager: Jesse Devlin 802-793-0182	Comments:								
TRAFFIC & SAFETY	PE	500,000	0	100,000	100,000	100,000	100,000	100,000	0
STATEWIDE	ROW	0	0	0	0	0	0	0	0
STPG SGNL()	CONST	4,500,000	0	900,000	900,000	900,000	900,000	900,000	0
	OTHER	0	0	0	0	0	0	0	0
	TOTAL	5,000,000	0	1,000,000	1,000,000	1,000,000	1,000,000	1,000,000	0
Route:	Description: SIGNAL EQUIPMENT UPGRADES.								
YearAdded: 2007 Project Manager: Jesse Devlin 802-793-0182	Comments:								

Agency of Transportation Multiyear Transportation Program

PROJECT INFORMATION	PHASE AND FUNDING	ESTIMATED TOTAL COST	ACTUAL EXPENDED THRU FY 2019	ESTIMATED CURRENT YEAR FY 2020	ESTIMATED BUDGET YEAR FY 2021	PROJECTED FY 2022	PROJECTED FY 2023	PROJECTED FY 2024	ESTIMATED COST TO COMPLETE
TRAFFIC & SAFETY	PE	206,958	56,958	50,000	50,000	50,000	0	0	0
STATEWIDE	ROW	0	0	0	0	0	0	0	0
STPG TMNG()	CONST	0	0	0	0	0	0	0	0
	OTHER	0	0	0	0	0	0	0	0
	TOTAL	206,958	56,958	50,000	50,000	50,000	0	0	0
Route:	Description: DEVELOPMENT OF A STATEWIDE TRAFFIC SIGNAL RE-TIMING PLAN, INCLUDING: TRAFFIC COUNTS, PRODUCTION OF SYNCRO FILES FOR EACH INTERSECTION, AND WORK ORDERS TO IMPLEMENT UPDATED TIMING SCHEMES, AT STATE-OWNED SIGNALS.								
YearAdded: 2007 Project Manager: Jesse Devlin 802-793-0182	Comments:								
TRAFFIC & SAFETY	PE	150,000	76,197	50,066	23,737	0	0	0	0
STOWE	ROW	70,000	0	70,000	0	0	0	0	0
STPG SGNL(52)	CONST	429,581	0	0	100,000	329,581	0	0	0
	OTHER	0	0	0	0	0	0	0	0
	TOTAL	649,581	76,197	120,066	123,737	329,581	0	0	0
Route: VT-100	Description: Installation of a new traffic signal at the VT100/West Hill Road (TH 6) intersection in Stowe.								
YearAdded: 2020 Project Manager: Taylor Sisson 802-249-9246	Comments:								
TRAFFIC & SAFETY	PE	175,000	129,036	45,964	0	0	0	0	0
WALLINGFORD-RUTLAND	ROW	0	0	0	0	0	0	0	0
NHG SIGN(68)	CONST	1,346,047	0	0	1,346,047	0	0	0	0
	OTHER	0	0	0	0	0	0	0	0
	TOTAL	1,521,047	129,036	45,964	1,346,047	0	0	0	0
Route: US-7	Description: Sign replacement of Type B signs for statewide line item 02K188. Located on US 7 in Wallingford-Rutland Town.								
YearAdded: 2020 Project Manager: Michael LaCroix 802-371-9528	Comments:								

Agency of Transportation Multiyear Transportation Program

PROJECT INFORMATION	PHASE AND FUNDING	ESTIMATED TOTAL COST	ACTUAL EXPENDED THRU FY 2019	ESTIMATED CURRENT YEAR FY 2020	ESTIMATED BUDGET YEAR FY 2021	PROJECTED FY 2022	PROJECTED FY 2023	PROJECTED FY 2024	ESTIMATED COST TO COMPLETE
TRAFFIC & SAFETY	PE	60,000	44,553	15,447	0	0	0	0	0
WEST RUTLAND	ROW	0	0	0	0	0	0	0	0
STPG SGNL(50)	CONST	363,799	0	180,000	183,799	0	0	0	0
	OTHER	0	0	0	0	0	0	0	0
	TOTAL	423,799	44,553	195,447	183,799	0	0	0	0
Route: BUS-4	Description: Improvements to MS 316 located at the intersection of BUS 4 and VT 4A in West Rutland. Improvements to include new mast arms, Econolite TS2 cabinet w/Cobalt controller, stop bar detection and retroreflective back plates.								
YearAdded: 2019 Project Manager: Michael LaCroix 802-371-9528	Comments:								
TRAFFIC & SAFETY	PE	500,000	307,099	77,895	60,000	40,000	15,006	0	0
WILLISTON	ROW	100,000	0	50,000	50,000	0	0	0	0
STP 5500(17)	CONST	3,889,461	0	0	0	0	500,000	2,000,000	1,389,461
	OTHER	0	0	0	0	0	0	0	0
	TOTAL	4,489,461	307,099	127,895	110,000	40,000	515,006	2,000,000	1,389,461
Route: VT-2A	Description: Project is for improvements to the intersection of VT Route 2A and Town Highway 2 (Industrial Ave.) and Town Highway 4 (Mountain View Drive), and corresponding corridor and intersection improvements on VT Route 2A, in the Town of Williston.								
YearAdded: 2016 Project Manager: Michael LaCroix 802-371-9528	Comments:								
TRAFFIC & SAFETY	PE	36,282	36,282	0	0	0	0	0	0
WILLISTON	ROW	0	0	0	0	0	0	0	0
STPG 5500(14)	CONST	515,936	0	0	265,936	250,000	0	0	0
	OTHER	0	0	0	0	0	0	0	0
	TOTAL	552,218	36,282	0	265,936	250,000	0	0	0
Route: US-2	Description: INSTALLATION OF A NEW TRAFFIC SIGNAL AT THE US2/TRADER LANE INTERSECTION, INCLUDING MAST ARMS AND ADDITIONAL LANES.								
YearAdded: 2015 Project Manager: Erin Parizo 802-279-1709	Comments:								

Traffic & Safety - CAPITAL PROGRAM

SFY 2021 D&E

Project Name	Manager	Project Number	Route	PE	ROW	Const	Total	Federal	State	Local	Year Added
ST. ALBANS	Jesse Devlin	044-1(2)		50,000	0	0	50,000	50,000	0	0	2016
Totals:				50,000	0	0	50,000	50,000	0	0	

TRAFFIC & SAFETY CANDIDATES

Project Name	Route	Project Number	Project Manager	Phone No.	Project Description	Year Added
BENNINGTON	VT-7A	STP 1000(21)	Taylor Sisson	249-9246	Improve safety, VT7A/TH14/TH71	2020
COLCHESTER	Urb-5600	ST 5600()	Susan Scribner	279-9519	Evaluate intersections	2021
DERBY		034-3(26)	Jesse Devlin	793-0182	US5/I-91 Exit #28	2017
DERBY		034-3(27)	Jesse Devlin	793-0182	Improve US5/VT105 intersection	2017
HARTFORD	US-5	HES 0113(77)	Erin Parizo	279-1709	Scoping to improve safety	2021
NEWPORT CITY		HES 034-2()	Jesse Devlin	793-0182	INTERSECTION IMPROVEMENT	2017
ST. GEORGE	VT-116	STP 021-1(36)	Erin Parizo	279-1709	Scoping for VT116/VT2A jct.	2020
STOWE	VT-108	HES 0235(22)	Patricia Coburn	224-6667	Realign VT108/TH5 jct.	2021

**Susan Scribner, Bureau Director
Municipal Assistance Bureau
Park & Ride**

Phone - (802) 279-9519

E-mail - sue.scribner@vermont.gov



Park & Ride

The Park & Ride program is an important investment considering the number of Vermonters and visitors to the State who strive to travel as efficiently and economically as possible while minimizing impacts on the environment.

The Park & Ride Program is funded at approximately **\$5.6 million in FY21** and will fund nine projects and several statewide line items.

***5 Facilities
Under Construction***

***1 Preventative Maintenance
Paving Project***

***4 Design
Projects***

Did you know?

- Of the 5 projects that will be under construction, 2 will be for new facilities and 3 will be for upgrades to or replacements of existing facilities.

- Approximately 330 new spaces will be added to the State system as well as 43 level 1 'EV' Charging Stations.



Spending by Fiscal Year (\$, Millions)





Park & Ride Lots FY 2021 GOVERNOR'S RECOMMEND - TRANSPORTATION PROGRAM										
PROJECT	DESCRIPTION	OTHER	PE	ROW	CONST	TOTAL	T FUND	FEDERAL	LOCAL	TOTAL
BERLIN CMG PARK (45)	PARK & RIDE FACILITY UPGRADE		\$85,000			\$85,000	\$0	\$85,000	\$0	\$85,000
BERLIN CMG PARK (46)	PARK & RIDE FACILITY CONST.		\$20,000	\$10,000		\$30,000	\$0	\$30,000	\$0	\$30,000
CAMBRIDGE CMG PARK(40)	PARK & RIDE FACILITY UPGRADE				\$92,650	\$92,650	\$0	\$92,650	\$0	\$92,650
MANCHESTER CMG PARK(39)	UPGRADE PARK & RIDE LOT		\$40,000	\$15,000		\$55,000	\$0	\$55,000	\$0	\$55,000
ROYALTON CMG PARK(27)	CONSTRUCT NEW PARK & RIDE LOT				\$747,879	\$747,879	\$0	\$747,879	\$0	\$747,879
ST. JOHNSBURY CMG PARK(30)	PARK & RIDE FACILITIES						\$0	\$0	\$0	
STATEWIDE CMG PARK()	FUTURE PARK & RIDE FACILITIES		\$100,000	\$50,000		\$150,000	\$0	\$150,000	\$0	\$150,000
STATEWIDE EVCS(1)	EV charging stations						\$0	\$0	\$0	
STATEWIDE PARK()	Park & Ride paving		\$50,000		\$300,000	\$350,000	\$0	\$350,000	\$0	\$350,000
STATEWIDE ST MPRP()	PARK & RIDE DEMONSTRATION				\$200,000	\$200,000	\$200,000	\$0	\$0	\$200,000
THETFORD CMG PARK(43)	PARK & RIDE FACILITY UPGRADE				\$674,151	\$674,151	\$0	\$674,151	\$0	\$674,151
WILLIAMSTOWN-NORTHFIELD CMG PARK(49)	New park & ride facility		\$95,888		\$100,000	\$195,888	\$0	\$195,888	\$0	\$195,888
WILLISTON CMG PARK(29)	PARK & RIDE FACILITY				\$3,000,000	\$3,000,000	\$0	\$3,000,000	\$0	\$3,000,000
TOTAL Park & Ride Lots			\$390,888	\$75,000	\$5,114,680	\$5,580,568	\$200,000	\$5,380,568	\$0	\$5,580,568
					Total Appropriation		\$200,000	\$5,380,568	\$0	\$5,580,568

PARK & RIDE LOTS

	Estimated Budget Year FY 2021	Projected FY 2022	Projected FY 2023	Projected FY 2024
PE	\$390,888	\$316,165	\$200,000	\$200,000
ROW	\$75,000	\$200,000	\$200,000	\$200,000
CONST	\$5,114,680	\$4,325,000	\$1,945,981	\$900,000
OTHER	\$0	\$0	\$0	\$0
TOTAL	\$5,580,568	\$4,841,165	\$2,345,981	\$1,300,000

Agency of Transportation Multiyear Transportation Program

PROJECT INFORMATION	PHASE AND FUNDING	ESTIMATED TOTAL COST	ACTUAL EXPENDED THRU FY 2019	ESTIMATED CURRENT YEAR FY 2020	ESTIMATED BUDGET YEAR FY 2021	PROJECTED FY 2022	PROJECTED FY 2023	PROJECTED FY 2024	ESTIMATED COST TO COMPLETE
PARK & RIDE LOTS	PE	475,000	250,986	85,000	85,000	54,014	0	0	0
BERLIN	ROW	10,000	0	10,000	0	0	0	0	0
CMG PARK(45)	CONST	1,400,000	0	0	0	1,400,000	0	0	0
	OTHER	0	0	0	0	0	0	0	0
	TOTAL	1,885,000	250,986	95,000	85,000	1,454,014	0	0	0
Route: I-89 #7 Berlin	Description: UPGRADING/ENLARGEMENT OF THE EXISTING PARK & RIDE FACILITY NEAR I-89 EXIT #7 IN BERLIN.								
YearAdded: 2014 Project Manager: Tina Bohl 802-793-1743	Comments:								
PARK & RIDE LOTS	PE	250,000	188,748	10,000	20,000	31,252	0	0	0
BERLIN	ROW	10,000	0	0	10,000	0	0	0	0
CMG PARK(46)	CONST	680,706	0	0	0	200,000	480,706	0	0
	OTHER	0	0	0	0	0	0	0	0
	TOTAL	940,706	188,748	10,000	30,000	231,252	480,706	0	0
Route: I-89 Exit #6/East Road	Description: CONSTRUCTION OF A PARK & RIDE FACILITY NEAR I-89 EXIT #6 IN BERLIN.								
YearAdded: 2014 Project Manager: Tina Bohl 802-793-1743	Comments:								
PARK & RIDE LOTS	PE	100,000	73,426	26,574	0	0	0	0	0
CAMBRIDGE	ROW	0	0	0	0	0	0	0	0
CMG PARK(40)	CONST	132,079	0	39,429	92,650	0	0	0	0
	OTHER	0	0	0	0	0	0	0	0
	TOTAL	232,079	73,426	66,003	92,650	0	0	0	0
Route: Cambridge Park-and-Ride Facility	Description: UPGRADING AND LIGHTING OF AN EXISTING PARK & RIDE FACILITY NEAR THE VT15/VT104 INTERSECTION IN CAMBRIDGE.								
YearAdded: 2014 Project Manager: Tina Bohl 802-793-1743	Comments:								

Agency of Transportation Multiyear Transportation Program

PROJECT INFORMATION	PHASE AND FUNDING	ESTIMATED TOTAL COST	ACTUAL EXPENDED THRU FY 2019	ESTIMATED CURRENT YEAR FY 2020	ESTIMATED BUDGET YEAR FY 2021	PROJECTED FY 2022	PROJECTED FY 2023	PROJECTED FY 2024	ESTIMATED COST TO COMPLETE
PARK & RIDE LOTS	PE	180,000	60,101	49,000	40,000	30,899	0	0	0
MANCHESTER	ROW	15,000	0	0	15,000	0	0	0	0
CMG PARK(39)	CONST	500,000	0	0	0	50,000	450,000	0	0
	OTHER	0	0	0	0	0	0	0	0
	TOTAL	695,000	60,101	49,000	55,000	80,899	450,000	0	0
Route: TH 24	Description: UPGRADES/IMPROVEMENTS TO THE EXISTING PARK & RIDE FACILITY LOCATED ON DUFRESNE POND ROAD IN MANCHESTER, OFF VT11.								
YearAdded: 2015 Project Manager: Tina Bohl 802-793-1743	Comments:								
PARK & RIDE LOTS	PE	580,000	525,881	54,119	0	0	0	0	0
ROYALTON	ROW	0	0	0	0	0	0	0	0
CMG PARK(27)	CONST	997,879	0	250,000	747,879	0	0	0	0
	OTHER	0	0	0	0	0	0	0	0
	TOTAL	1,577,879	525,881	304,119	747,879	0	0	0	0
Route: Royalton Park-and-Ride Facility	Description: DEVELOPMENT OF PLANS AND ACQUISITION OF PROPERTY FOR A PARK & RIDE FACILITY ADJACENT TO VT107 AND I-89 IN ROYALTON.								
YearAdded: Prior to 2006 Project Manager: Tina Bohl 802-793-1743	Comments:								
PARK & RIDE LOTS	PE	275,000	270,629	4,371	0	0	0	0	0
ST. JOHNSBURY	ROW	345,000	331,068	13,932	0	0	0	0	0
CMG PARK(30)	CONST	687,104	296	686,809	0	0	0	0	0
	OTHER	0	0	0	0	0	0	0	0
	TOTAL	1,307,104	601,993	705,112	0	0	0	0	0
Route: St. Johnsbury Park-and-Ride Facility	Description: PROJECT IS FOR NECESSARY IMPROVEMENTS TO THE EXISTING PARK-AND-RIDE FACILITY LOCATED ON US2 AT THE VT2B INTERSECTION IN ST. JOHNSBURY.								
YearAdded: 2007 Project Manager: Tina Bohl 802-793-1743	Comments:								

Agency of Transportation Multiyear Transportation Program

PROJECT INFORMATION	PHASE AND FUNDING	ESTIMATED TOTAL COST	ACTUAL EXPENDED THRU FY 2019	ESTIMATED CURRENT YEAR FY 2020	ESTIMATED BUDGET YEAR FY 2021	PROJECTED FY 2022	PROJECTED FY 2023	PROJECTED FY 2024	ESTIMATED COST TO COMPLETE
PARK & RIDE LOTS	PE	550,000	0	0	100,000	150,000	150,000	150,000	0
STATEWIDE	ROW	650,000	0	0	50,000	200,000	200,000	200,000	0
CMG PARK()	CONST	1,100,000	0	0	0	100,000	500,000	500,000	0
	OTHER	0	0	0	0	0	0	0	0
	TOTAL	2,300,000	0	0	150,000	450,000	850,000	850,000	0
Route:	Description: PROJECT IS FOR PRELIMINARY ENGINEERING AND RIGHT-OF-WAY ACQUISITION FOR FUTURE PARK-AND-RIDE FACILITIES THROUGHOUT THE STATE.								
YearAdded: 2007 Project Manager: Tina Bohl 802-793-1743	Comments:								
PARK & RIDE LOTS	PE	0	0	0	0	0	0	0	0
STATEWIDE	ROW	0	0	0	0	0	0	0	0
EVCS(1)	CONST	300,000	0	300,000	0	0	0	0	0
	OTHER	0	0	0	0	0	0	0	0
	TOTAL	300,000	0	300,000	0	0	0	0	0
Route:	Description: Project is for the installation of electrical charging stations at park and rides statewide.								
YearAdded: 2020 Project Manager: Susan Scribner 802-279-9519	Comments:								
PARK & RIDE LOTS	PE	200,000	0	0	50,000	50,000	50,000	50,000	0
STATEWIDE	ROW	0	0	0	0	0	0	0	0
PARK()	CONST	1,200,000	0	0	300,000	300,000	300,000	300,000	0
	OTHER	0	0	0	0	0	0	0	0
	TOTAL	1,400,000	0	0	350,000	350,000	350,000	350,000	0
Route:	Description: Statewide paving and associated work for park and rides.								
YearAdded: 2018 Project Manager: Susan Scribner 802-279-9519	Comments:								

Agency of Transportation Multiyear Transportation Program

PROJECT INFORMATION	PHASE AND FUNDING	ESTIMATED TOTAL COST	ACTUAL EXPENDED THRU FY 2019	ESTIMATED CURRENT YEAR FY 2020	ESTIMATED BUDGET YEAR FY 2021	PROJECTED FY 2022	PROJECTED FY 2023	PROJECTED FY 2024	ESTIMATED COST TO COMPLETE
PARK & RIDE LOTS	PE	0	0	0	0	0	0	0	0
STATEWIDE	ROW	0	0	0	0	0	0	0	0
ST MPRP()	CONST	615,275	0	0	200,000	100,000	215,275	100,000	0
	OTHER	0	0	0	0	0	0	0	0
	TOTAL	615,275	0	0	200,000	100,000	215,275	100,000	0
Route:	Description: PROJECT IS FOR CONSTRUCTION OF MUNICIPAL PARK-AND-RIDE FACILITIES SELECTED THROUGH THE MUNICIPAL DEMONSTRATION PARK-AND-RIDE GRANT PROGRAM.								
YearAdded: 2007 Project Manager: Tina Bohl 802-793-1743	Comments:								
PARK & RIDE LOTS	PE	285,000	218,011	66,989	0	0	0	0	0
THETFORD	ROW	6,000	4,768	1,232	0	0	0	0	0
CMG PARK(43)	CONST	774,151	0	100,000	674,151	0	0	0	0
	OTHER	0	0	0	0	0	0	0	0
	TOTAL	1,065,151	222,779	168,221	674,151	0	0	0	0
Route: Thetford Park-and-Ride Facility	Description: Relocation and upgrading of existing Park & Ride Facility near I-91 in Thetford.								
YearAdded: 2014 Project Manager: Tina Bohl 802-793-1743	Comments:								
PARK & RIDE LOTS	PE	274,299	68,411	110,000	95,888	0	0	0	0
WILLIAMSTOWN-NORTHFIELD	ROW	0	0	0	0	0	0	0	0
CMG PARK(49)	CONST	1,400,000	0	0	100,000	1,300,000	0	0	0
	OTHER	0	0	0	0	0	0	0	0
	TOTAL	1,674,299	68,411	110,000	195,888	1,300,000	0	0	0
Route: VT 64	Description: Design and construction of a new park-and-ride facility near I-89 Exit #5								
YearAdded: 2017 Project Manager: Tina Bohl 802-793-1743	Comments:								

Agency of Transportation Multiyear Transportation Program

PROJECT INFORMATION	PHASE AND FUNDING	ESTIMATED TOTAL COST	ACTUAL EXPENDED THRU FY 2019	ESTIMATED CURRENT YEAR FY 2020	ESTIMATED BUDGET YEAR FY 2021	PROJECTED FY 2022	PROJECTED FY 2023	PROJECTED FY 2024	ESTIMATED COST TO COMPLETE
PARK & RIDE LOTS	PE	1,125,000	907,429	217,571	0	0	0	0	0
WILLISTON	ROW	1,250,000	1,220,589	29,411	0	0	0	0	0
CMG PARK(29)	CONST	3,975,000	0	100,000	3,000,000	875,000	0	0	0
	OTHER	0	0	0	0	0	0	0	0
	TOTAL	6,350,000	2,128,018	346,982	3,000,000	875,000	0	0	0
Route: I89-Exit 12: VT 2A YearAdded: Prior to 2006 Project Manager: Tina Bohl 802-793-1743	Description: DEVELOPMENT OF A STATE PARK-AND-RIDE FACILITY IN THE AREA OF THE I-89 EXIT #12 INTERCHANGE IN WILLISTON.								
	Comments:								

**Susan Scribner, Bureau Director
Municipal Assistance Bureau
Bike & Pedestrian Facilities**

Phone - (802) 279-9519

E-mail - sue.scribner@vermont.gov



Bike & Pedestrian Facilities

The Agency remains committed to offering municipalities the opportunity to manage projects at the local level and continues to leverage federal and state funds so that communities can deliver transportation infrastructure improvements at the local level.

The Bike & Pedestrian Facilities Program is funded at approximately **\$13.3 million in FY21** and will deliver 51 projects, 39 of which are anticipated to be under construction.

**39 Projects
Under Construction**

**36 Communities
Served**

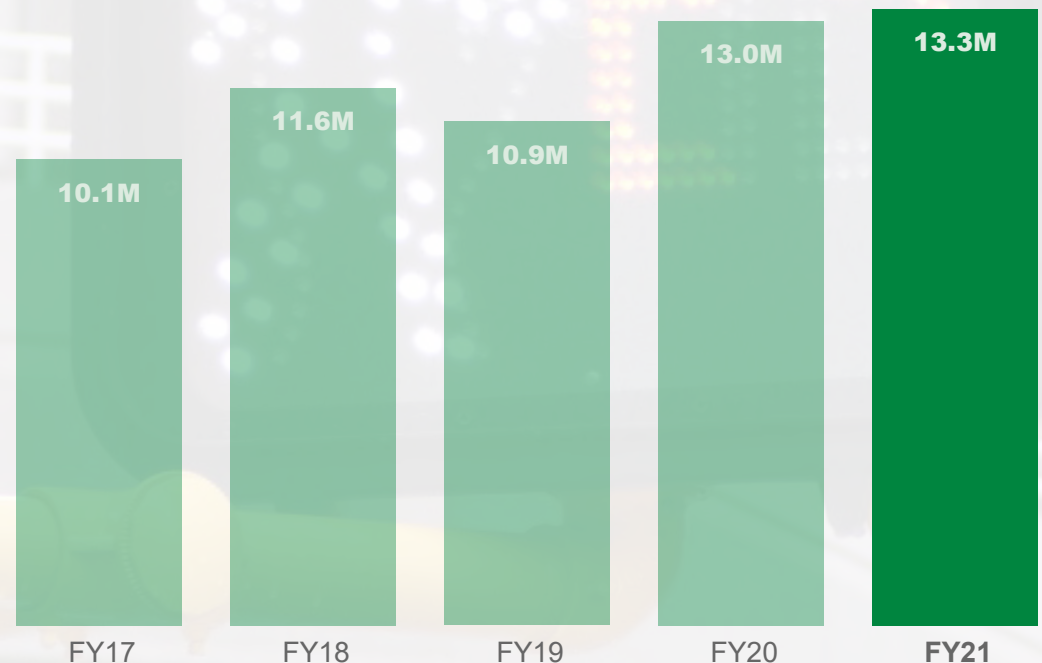
**12 Design &
ROW Projects**

Did you know?

- **Projects for 2021 include a shared use path from Colchester to Essex and a bridge over the Winooski River as part of the Cross Vermont Trail.**
- **Projects in the program support the Vermont Youth Conservation Corps, the Local Motion Bike Ferry, and Safe Routes To School educational funding.**



Spending by Fiscal Year (\$, Millions)





Bike & Pedestrian Facilities FY 2021 GOVERNOR'S RECOMMEND - TRANSPORTATION PROGRAM										
PROJECT	DESCRIPTION	OTHER	PE	ROW	CONST	TOTAL	T FUND	FEDERAL	LOCAL/OTHER	TOTAL
ARLINGTON STP BP17(2)	Restore sidewalk along VT7A		\$15,000	\$1,000		\$16,000	\$0	\$12,800	\$3,200	\$16,000
BENNINGTON STP BIKE(26)S	BICYCLE/PED ESTRIAN PATH				\$940,000	\$940,000	\$83,848	\$762,152	\$94,000	\$940,000
BENNINGTON STP BP14(10)	Multi-use path				\$80,570	\$80,570	\$7,187	\$65,326	\$8,057	\$80,570
BENNINGTON STP BP15(2)	Shared-use path		\$36,889		\$200,000	\$236,889	\$21,130	\$192,070	\$23,689	\$236,889
BENNINGTON STP BP18(14)	Kocher Dr. shared-use path				\$150,000	\$150,000	\$0	\$120,000	\$30,000	\$150,000
BENNINGTON STP SDWK(12)	IMPROVE DOWNTOWN STREETSCAP E				\$336,000	\$336,000	\$0	\$336,000	\$0	\$336,000
BURLINGTON STP BP13(6)	PEDESTRIAN IMPROVEMEN TS				\$100,000	\$100,000	\$8,920	\$81,080	\$10,000	\$100,000
BURLINGTON STP BP15(7)	Colchester Ave. sidewalk				\$96,000	\$96,000	\$8,563	\$77,837	\$9,600	\$96,000
BURLINGTON STP SDWK(19)	Shared-use path				\$134,000	\$134,000	\$0	\$107,200	\$26,800	\$134,000
CHESTER STP BP17 (4)	Upgrade sidewalk		\$27,500	\$2,000		\$29,500	\$0	\$23,600	\$5,900	\$29,500
COLCHESTER-ESSEX NH 030-1(34)	BIKE & PED IMPROVEMEN TS		\$7,701		\$300,000	\$307,701	\$58,217	\$249,484	\$0	\$307,701
DOVER STP BP14(1)	Shared-use path				\$260,000	\$260,000	\$23,192	\$210,808	\$26,000	\$260,000
EAST MONTPELIER STP BIKE(63)	ADD SIDEWALKS, WIDEN LANES				\$351,000	\$351,000	\$31,309	\$284,591	\$35,100	\$351,000
EAST MONTPELIER STP BP18(16)	Install sidewalks along US2				\$200,000	\$200,000	\$0	\$160,000	\$40,000	\$200,000
ENOSBURG FALLS STP BP16(7)	Upgrade Elm St. sidewalk		\$6,664	\$4,605	\$20,000	\$31,269	\$0	\$25,015	\$6,254	\$31,269
FAIRFIELD STP BP13 (7)	SIDEWALK IMPROVEMEN TS		\$6,125		\$520,000	\$526,125	\$46,930	\$426,582	\$52,613	\$526,125
HARDWICK STP LVHT(1)	MULTI-USE TRAIL, PHASE II		\$5,000		\$142,267	\$147,267	\$0	\$117,814	\$29,453	\$147,267
HARTFORD STP BP13(2)	Sykes Mountain Ave. sidewalk				\$321,000	\$321,000	\$28,633	\$260,267	\$32,100	\$321,000
HARTFORD STP BP14(4)	Sidewalk along US5		\$40,000			\$40,000	\$3,568	\$32,432	\$4,000	\$40,000

Bike & Pedestrian Facilities FY 2021 GOVERNOR'S RECOMMEND - TRANSPORTATION PROGRAM										
PROJECT	DESCRIPTION	OTHER	PE	ROW	CONST	TOTAL	T FUND	FEDERAL	LOCAL/OTHER	TOTAL
HINESBURG STP BP16(11)	Sidewalk along VT116		\$4,000		\$156,625	\$160,625	\$0	\$128,500	\$32,125	\$160,625
JERICO STP BP15 (10)	Shared-use path		\$4,500		\$285,000	\$289,500	\$25,823	\$234,727	\$28,950	\$289,500
JOHNSON ST BP18 (23)	Reconstruct sidewalks				\$86,120	\$86,120	\$43,060	\$0	\$43,060	\$86,120
LOCAL MOTION ST BP17(1)	Bike Ferry operations	\$45,000				\$45,000	\$45,000	\$0	\$0	\$45,000
MIDDLEBURY STP BP13(11)	CONSTRUCT SIDEWALK & CURBING		\$2,000	\$3,748	\$50,000	\$55,748	\$4,973	\$45,200	\$5,575	\$55,748
MIDDLEBURY STP BP15(8)	Construct sidewalk		\$1,770		\$50,000	\$51,770	\$4,618	\$41,975	\$5,177	\$51,770
MILTON STP BP16 (10)	Construct sidewalk along US7		\$10,000		\$720,000	\$730,000	\$0	\$584,000	\$146,000	\$730,000
MILTON STP SDWK (18)	CONSTRUCT SIDEWALK		\$5,278		\$57,000	\$62,278	\$0	\$49,822	\$12,456	\$62,278
MONTPELIER-BERLIN STP BIKE (33)S	CENTRAL VT. REGIONAL PATH				\$903,788	\$903,788	\$80,618	\$732,791	\$90,379	\$903,788
MONTPELIER-BERLIN STP CVRT(2)	CONSTRUCT TRAIL AND BRIDGE		\$15,762		\$813,875	\$829,637	\$0	\$663,710	\$165,927	\$829,637
MORETOWN STP BP13(8)	CONSTRUCT SIDEWALK				\$223,250	\$223,250	\$19,914	\$181,011	\$22,325	\$223,250
PITTSFORD ST BP17 (24)	Improve sidewalks along US7				\$125,000	\$125,000	\$62,500	\$0	\$62,500	\$125,000
PLAINFIELD STP BP14(3)	Main St. pedestrian bridge				\$200,000	\$200,000	\$17,840	\$162,160	\$20,000	\$200,000
PLAINFIELD STP BP17(7)	Add'l funds for STP BP14(3)				\$148,700	\$148,700	\$0	\$118,960	\$29,740	\$148,700
PROCTOR STP BP18 (2)	Construct shared-use path		\$53,500			\$53,500	\$0	\$42,800	\$10,700	\$53,500
RICHFORD STP BIKE (36)S	MISSISQUOI TRAIL EXTENSION		\$11,000		\$450,000	\$461,000	\$41,121	\$373,779	\$46,100	\$461,000
ROCHESTER ST BP18(26)	Reconstruct sidewalk				\$50,500	\$50,500	\$25,250	\$0	\$25,250	\$50,500
RUTLAND CITY STP BP14(24)	Rutland Creek Path		\$75,000			\$75,000	\$6,690	\$60,810	\$7,500	\$75,000
SHELBURNE STP BP18(3)	Install bridge & sidewalk		\$34,897	\$15,000		\$49,897	\$0	\$39,918	\$9,979	\$49,897
SOUTH BURLINGTON STP BP17(9)	Bike/ped improvements on US2		\$50,000	\$260,000		\$310,000	\$0	\$248,000	\$62,000	\$310,000

Bike & Pedestrian Facilities FY 2021 GOVERNOR'S RECOMMEND - TRANSPORTATION PROGRAM										
PROJECT	DESCRIPTION	OTHER	PE	ROW	CONST	TOTAL	T FUND	FEDERAL	LOCAL/OTHER	TOTAL
SPRINGFIELD STP BP16(8)	Toonerville Trail extension		\$11,000			\$11,000	\$0	\$8,800	\$2,200	\$11,000
ST. ALBANS CITY STP BP18(1)	Federal Street sidewalk		\$15,000	\$6,000		\$21,000	\$0	\$16,800	\$4,200	\$21,000
ST. GEORGE ST BP (18)(28)	Install sidewalk along VT2A				\$42,500	\$42,500	\$21,250	\$0	\$21,250	\$42,500
ST. JOHNSBURY STP BP18(7)	Scoping to improve bike/ped		\$15,000			\$15,000	\$0	\$12,000	\$3,000	\$15,000
STATEWIDE	New awards				\$468,500	\$468,500	\$234,250	\$0	\$234,250	\$468,500
STATEWIDE	NEW FEDERAL-AID AWARDS		\$350,000	\$25,000		\$375,000	\$0	\$300,000	\$75,000	\$375,000
STATEWIDE SRIN()	Safe Routes to School TBI		\$40,000			\$40,000	\$0	\$40,000	\$0	\$40,000
STATEWIDE SRSE()	Safe Routes to School TBI	\$100,000				\$100,000	\$0	\$100,000	\$0	\$100,000
STATEWIDE ST BP16 (1)	Youth Corps Program				\$100,000	\$100,000	\$100,000	\$0	\$0	\$100,000
STATEWIDE STP BPPC()	COST OF BIKE/PED COORDINATOR	\$80,000				\$80,000	\$15,136	\$64,864	\$0	\$80,000
STATEWIDE STP BPPC(20)	Bike/Ped Coordinator						\$0	\$0	\$0	
STATEWIDE - SOUTHWEST REGION SWRT(2)	Resurface Rail/Trail				\$914,052	\$914,052	\$172,939	\$741,113	\$0	\$914,052
SWANTON-ST. JOHNSBURY LVRT()	Future projects on LVRT	\$2,500,000				\$2,500,000	\$0	\$2,000,000	\$500,000	\$2,500,000
SWANTON-ST. JOHNSBURY STP LVRT(7)	Improve rail trail (Hardwick)		\$15,000		\$320,000	\$335,000	\$0	\$268,000	\$67,000	\$335,000
UNDERHILL STP BP13(5)	CONSTRUCT SIDEWALK				\$325,000	\$325,000	\$28,990	\$263,510	\$32,500	\$325,000
WAITSFIELD STP BP13(4)	Construct sidewalk along VT100				\$469,500	\$469,500	\$41,879	\$380,671	\$46,950	\$469,500
WATERBURY STP BP17(11)	Construct sidewalk along VT100		\$16,382			\$16,382	\$0	\$13,106	\$3,276	\$16,382
WEST RUTLAND STP BP15(1)	Construct sidewalks		\$6,932		\$549,650	\$556,582	\$49,647	\$451,277	\$55,658	\$556,582
WILLISTON STP BP17 (12)	Construct Blair Park sidewalk		\$9,830		\$200,000	\$209,830	\$0	\$167,864	\$41,966	\$209,830

<div> <div>Bike & Pedestrian Facilities</div> <div>FY 2021 GOVERNOR'S RECOMMEND - TRANSPORTATION PROGRAM</div> </div>										
PROJECT	DESCRIPTION	OTHER	PE	ROW	CONST	TOTAL	T FUND	FEDERAL	LOCAL/OTHER	TOTAL
WILMINGTON STP BP17(13)	Reconstruct sidewalk on VT9						\$0	\$0	\$0	
TOTAL Bike & Pedestrian Facilities		\$2,725,000	\$891,730	\$317,353	\$11,859,897	\$15,793,980	\$1,362,996	\$12,081,224	\$2,349,759	\$15,793,980
					Total Appropriation		\$1,219,746	\$12,081,224	\$0	\$13,300,970
Appropriation assumes \$143,250 Transportation Fund carryforward										
Local funds of \$1,849,759 are not appropriated										
Other funds of \$500,000 are General Obligation Bond proceeds appropriated in the capital bill for the Lamoille Valley Rail Trail.										

<div style="text-align: center;"> Bike & Pedestrian Facilities FY 2021 GOVERNOR'S RECOMMEND - TRANSPORTATION PROGRAM </div>										
PROJECT	DESCRIPTION	OTHER	PE	ROW	CONST	TOTAL	T FUND	FEDERAL	LOCAL/OTHER	TOTAL
WILMINGTON STP BP17(13)	Reconstruct sidewalk on VT9						\$0	\$0	\$0	
TOTAL Bike & Pedestrian Facilities		\$2,725,000	\$891,730	\$317,353	\$11,859,897	\$15,793,980	\$1,362,996	\$12,081,224	\$2,349,759	\$15,793,980
					Total Appropriation		\$1,219,746	\$12,081,224	\$0	\$13,300,970
Appropriation assumes \$143,250 Transportation Fund carryforward										
Local funds of \$1,849,759 are not appropriated										
Other funds of \$500,000 are General Obligation Bond proceeds appropriated in the capital bill for the Lamoille Valley Rail Trail.										

<div>Bike & Pedestrian Facilities</div> <div>FY 2021 GOVERNOR'S RECOMMEND - TRANSPORTATION PROGRAM</div>										
PROJECT	DESCRIPTION	OTHER	PE	ROW	CONST	TOTAL	T FUND	FEDERAL	LOCAL/OTHER	TOTAL
WILMINGTON STP BP17(13)	Reconstruct sidewalk on VT9						\$0	\$0	\$0	
TOTAL Bike & Pedestrian Facilities		\$2,725,000	\$891,730	\$317,353	\$11,859,897	\$15,793,980	\$1,362,996	\$12,081,224	\$2,349,759	\$15,793,980
					Total Appropriation		\$1,219,746	\$12,081,224	\$0	\$13,300,970
Appropriation assumes \$143,250 Transportation Fund carryforward										
Local funds of \$1,849,759 are not appropriated										
Other funds of \$500,000 are General Obligation Bond proceeds appropriated in the capital bill for the Lamoille Valley Rail Trail.										

<div>Bike & Pedestrian Facilities</div> <div>FY 2021 GOVERNOR'S RECOMMEND - TRANSPORTATION PROGRAM</div>										
PROJECT	DESCRIPTION	OTHER	PE	ROW	CONST	TOTAL	T FUND	FEDERAL	LOCAL/OTHER	TOTAL
WILMINGTON STP BP17(13)	Reconstruct sidewalk on VT9						\$0	\$0	\$0	
TOTAL Bike & Pedestrian Facilities		\$2,725,000	\$891,730	\$317,353	\$11,859,897	\$15,793,980	\$1,362,996	\$12,081,224	\$2,349,759	\$15,793,980
					Total Appropriation		\$1,219,746	\$12,081,224	\$0	\$13,300,970
Appropriation assumes \$143,250 Transportation Fund carryforward										
Local funds of \$1,849,759 are not appropriated										
Other funds of \$500,000 are General Obligation Bond proceeds appropriated in the capital bill for the Lamoille Valley Rail Trail.										

<div>Bike & Pedestrian Facilities</div> <div>FY 2021 GOVERNOR'S RECOMMEND - TRANSPORTATION PROGRAM</div>										
PROJECT	DESCRIPTION	OTHER	PE	ROW	CONST	TOTAL	T FUND	FEDERAL	LOCAL/OTHER	TOTAL
WILMINGTON STP BP17(13)	Reconstruct sidewalk on VT9						\$0	\$0	\$0	
TOTAL Bike & Pedestrian Facilities		\$2,725,000	\$891,730	\$317,353	\$11,859,897	\$15,793,980	\$1,362,996	\$12,081,224	\$2,349,759	\$15,793,980
					Total Appropriation		\$1,219,746	\$12,081,224	\$0	\$13,300,970
Appropriation assumes \$143,250 Transportation Fund carryforward										
Local funds of \$1,849,759 are not appropriated										
Other funds of \$500,000 are General Obligation Bond proceeds appropriated in the capital bill for the Lamoille Valley Rail Trail.										

<div>Bike & Pedestrian Facilities</div> <div>FY 2021 GOVERNOR'S RECOMMEND - TRANSPORTATION PROGRAM</div>										
PROJECT	DESCRIPTION	OTHER	PE	ROW	CONST	TOTAL	T FUND	FEDERAL	LOCAL/OTHER	TOTAL
WILMINGTON STP BP17(13)	Reconstruct sidewalk on VT9						\$0	\$0	\$0	
TOTAL Bike & Pedestrian Facilities		\$2,725,000	\$891,730	\$317,353	\$11,859,897	\$15,793,980	\$1,362,996	\$12,081,224	\$2,349,759	\$15,793,980
					Total Appropriation		\$1,219,746	\$12,081,224	\$0	\$13,300,970
Appropriation assumes \$143,250 Transportation Fund carryforward										
Local funds of \$1,849,759 are not appropriated										
Other funds of \$500,000 are General Obligation Bond proceeds appropriated in the capital bill for the Lamoille Valley Rail Trail.										

BIKE & PEDESTRIAN FACILITIES

	Estimated Budget Year FY 2021	Projected FY 2022	Projected FY 2023	Projected FY 2024
PE	\$891,730	\$884,067	\$866,204	\$755,000
ROW	\$317,353	\$162,000	\$110,000	\$100,000
CONST	\$11,859,897	\$4,800,809	\$4,735,000	\$4,889,563
OTHER	\$2,725,000	\$3,725,000	\$4,725,000	\$3,625,000
TOTAL	\$15,793,980	\$9,571,876	\$10,436,204	\$9,369,563

Agency of Transportation Multiyear Transportation Program

PROJECT INFORMATION	PHASE AND FUNDING	ESTIMATED TOTAL COST	ACTUAL EXPENDED THRU FY 2019	ESTIMATED CURRENT YEAR FY 2020	ESTIMATED BUDGET YEAR FY 2021	PROJECTED FY 2022	PROJECTED FY 2023	PROJECTED FY 2024	ESTIMATED COST TO COMPLETE
BIKE & PEDESTRIAN FACILITIES	PE	74,000	35,336	15,000	15,000	8,664	0	0	0
ARLINGTON	ROW	4,000	0	3,000	1,000	0	0	0	0
STP BP17(2)	CONST	330,000	0	0	0	20,000	310,000	0	0
	OTHER	0	0	0	0	0	0	0	0
	TOTAL	408,000	35,336	18,000	16,000	28,664	310,000	0	0
Route: VT-7A	Description: Restoring approximately 470 feet of existing marble sidewalk, constructing approximately 260 feet of new concrete sidewalk, installing a crosswalk across Route VT7A (with a rectangular rapid flash beacon), and constructing approximately 760 feet of new 8 feet wide asphalt path.								
YearAdded: 2020 Project Manager: Jonathan Kaplan 802-498-4742	Comments:								
BIKE & PEDESTRIAN FACILITIES	PE	600,449	599,449	1,000	0	0	0	0	0
BENNINGTON	ROW	8,499	8,489	10	0	0	0	0	0
STP BIKE(26)S	CONST	1,040,000	0	100,000	940,000	0	0	0	0
	OTHER	0	0	0	0	0	0	0	0
	TOTAL	1,648,948	607,938	101,010	940,000	0	0	0	0
Route: Center RR	Description: PROJECT IS FOR CONSTRUCTION OF A BICYCLE/PEDESTRIAN PATH IN BENNINGTON, BEGINNING AT SCHOOL ST. AND EXTENDING NORTHERLY APPROX. 2.355 KILOMETERS TO WILLOW ST.								
YearAdded: Prior to 2006 Project Manager: Wayne Davis 802-498-5657	Comments:								
BIKE & PEDESTRIAN FACILITIES	PE	63,000	62,898	102	0	0	0	0	0
BENNINGTON	ROW	5,350	5,350	0	0	0	0	0	0
STP BP14(10)	CONST	90,570	0	10,000	80,570	0	0	0	0
	OTHER	0	0	0	0	0	0	0	0
	TOTAL	158,920	68,248	10,102	80,570	0	0	0	0
Route: Multi-use Path	Description: In the Town of Bennington, County of Bennington, the construction of a multi-use path linking Applegate Apartments with Willowbrook Drive.								
YearAdded: 2017 Project Manager: Wayne Davis 802-498-5657	Comments:								

Agency of Transportation Multiyear Transportation Program

PROJECT INFORMATION	PHASE AND FUNDING	ESTIMATED TOTAL COST	ACTUAL EXPENDED THRU FY 2019	ESTIMATED CURRENT YEAR FY 2020	ESTIMATED BUDGET YEAR FY 2021	PROJECTED FY 2022	PROJECTED FY 2023	PROJECTED FY 2024	ESTIMATED COST TO COMPLETE
BIKE & PEDESTRIAN FACILITIES	PE	280,000	203,111	40,000	36,889	0	0	0	0
BENNINGTON	ROW	20,000	475	19,525	0	0	0	0	0
STP BP15(2)	CONST	853,000	0	0	200,000	653,000	0	0	0
	OTHER	0	0	0	0	0	0	0	0
	TOTAL	1,153,000	203,586	59,525	236,889	653,000	0	0	0
Route: Ninja Path	Description: Design and construction of 6800 LF of shared use path from Bennington College to Harmon Road								
YearAdded: 2017 Project Manager: Jonathan Kaplan 802-498-4742	Comments:								
BIKE & PEDESTRIAN FACILITIES	PE	0	0	0	0	0	0	0	0
BENNINGTON	ROW	0	0	0	0	0	0	0	0
STP BP18(14)	CONST	150,000	0	0	150,000	0	0	0	0
	OTHER	0	0	0	0	0	0	0	0
	TOTAL	150,000	0	0	150,000	0	0	0	0
Route: US-7	Description: In the Town of Bennington, County of Bennington, the construction of a shared-use path along Kocher Dr. from Northside Dr. intersection easterly to Performance Dr. intersection.								
YearAdded: 2021 Project Manager: Wayne Davis 802-498-5657	Comments:								
BIKE & PEDESTRIAN FACILITIES	PE	168,262	170,127	0	0	0	0	0	0
BENNINGTON	ROW	4,000	0	4,000	0	0	0	0	0
STP SDWK(12)	CONST	736,000	0	400,000	336,000	0	0	0	0
	OTHER	0	0	0	0	0	0	0	0
	TOTAL	908,262	170,127	404,000	336,000	0	0	0	0
Route: VT 7A	Description: BENNINGTON STREETSCAPE PROJECT.								
YearAdded: 2009 Project Manager: Wayne Davis 802-498-5657	Comments:								

Agency of Transportation Multiyear Transportation Program

PROJECT INFORMATION	PHASE AND FUNDING	ESTIMATED TOTAL COST	ACTUAL EXPENDED THRU FY 2019	ESTIMATED CURRENT YEAR FY 2020	ESTIMATED BUDGET YEAR FY 2021	PROJECTED FY 2022	PROJECTED FY 2023	PROJECTED FY 2024	ESTIMATED COST TO COMPLETE
BIKE & PEDESTRIAN FACILITIES	PE	128,000	116,271	11,729	0	0	0	0	0
BURLINGTON	ROW	0	0	0	0	0	0	0	0
STP BP13(6)	CONST	387,000	0	287,000	100,000	0	0	0	0
	OTHER	0	0	0	0	0	0	0	0
	TOTAL	515,000	116,271	298,729	100,000	0	0	0	0
Route: BP13(6)	Description: PEDESTRIAN IMPROVEMENTS TO BIRCHCLIFF PARKWAY AND LOCUST STREET IN BURLINGTON,INCLUDING NEW SIDEWALKS, CROSSWALKS AND DRAINAGE.								
YearAdded: 2016 Project Manager: Scott Gurley 802-498-8874	Comments:								
BIKE & PEDESTRIAN FACILITIES	PE	0	0	0	0	0	0	0	0
BURLINGTON	ROW	0	0	0	0	0	0	0	0
STP BP15(7)	CONST	96,000	0	0	96,000	0	0	0	0
	OTHER	0	0	0	0	0	0	0	0
	TOTAL	96,000	0	0	96,000	0	0	0	0
Route: Colchester Ave	Description: Additional money to extend Burlington SDWK(19). A sidewalk project on Colchester Avenue from East Ave to Mansfield Ave, and now extending to South Prospect Street.								
YearAdded: 2017 Project Manager: Ross Gouin 802-595-2381	Comments:								
BIKE & PEDESTRIAN FACILITIES	PE	105,000	88,350	16,650	0	0	0	0	0
BURLINGTON	ROW	7,500	798	6,702	0	0	0	0	0
STP SDWK(19)	CONST	174,000	0	40,000	134,000	0	0	0	0
	OTHER	0	0	0	0	0	0	0	0
	TOTAL	286,500	89,148	63,352	134,000	0	0	0	0
Route: Urb-5014	Description: Design and construct 2145 feet of 10-foot shared use path along Colchester Avenue from East Avenue to South Prospect St..								
YearAdded: 2016 Project Manager: Ross Gouin 802-595-2381	Comments:								

Agency of Transportation Multiyear Transportation Program

PROJECT INFORMATION	PHASE AND FUNDING	ESTIMATED TOTAL COST	ACTUAL EXPENDED THRU FY 2019	ESTIMATED CURRENT YEAR FY 2020	ESTIMATED BUDGET YEAR FY 2021	PROJECTED FY 2022	PROJECTED FY 2023	PROJECTED FY 2024	ESTIMATED COST TO COMPLETE
BIKE & PEDESTRIAN FACILITIES	PE	145,000	52,103	40,397	27,500	25,000	0	0	0
CHESTER	ROW	7,000	0	5,000	2,000	0	0	0	0
STP BP17(4)	CONST	880,000	0	0	0	125,000	755,000	0	0
	OTHER	0	0	0	0	0	0	0	0
	TOTAL	1,032,000	52,103	45,397	29,500	150,000	755,000	0	0
Route: VT-103	Description: Upgrade 2300 feet of asphalt sidewalk to concrete with granite curbing, install curb ramps, green strip and pedestrian scale lighting on Depot Street (VT103) from the intersection of Depot Street/Bargfrede Road along Depot Street to the Chester Town Hall building.								
YearAdded: 2020 Project Manager: Tina Bohl 802-793-1743	Comments:								
BIKE & PEDESTRIAN FACILITIES	PE	360,000	272,299	80,000	7,701	0	0	0	0
COLCHESTER-ESSEX	ROW	180,000	174,104	5,896	0	0	0	0	0
NH 030-1(34)	CONST	1,526,452	0	0	300,000	1,226,452	0	0	0
	OTHER	0	0	0	0	0	0	0	0
	TOTAL	2,066,452	446,403	85,896	307,701	1,226,452	0	0	0
Route: VT-15	Description: BICYCLE AND PEDESTRIAN IMPROVEMENTS ALONG VT15, BEGINNING AT LIMEKILN ROAD AND EXTENDING EASTERLY 1.563 MILES TO SUSIE WILSON ROAD.								
YearAdded: 2015 Project Manager: Erin Parizo 802-279-1709	Comments:								
BIKE & PEDESTRIAN FACILITIES	PE	15,000	5,994	9,006	0	0	0	0	0
DOVER	ROW	5,000	0	5,000	0	0	0	0	0
STP BP14(1)	CONST	320,000	0	0	260,000	60,000	0	0	0
	OTHER	0	0	0	0	0	0	0	0
	TOTAL	340,000	5,994	14,006	260,000	60,000	0	0	0
Route: VT-100	Description: Design and construction of approximately 495' of shared use path and pedestrian bridge in the Town of Dover								
YearAdded: 2017 Project Manager: Ross Gouin 802-595-2381	Comments:								

Agency of Transportation Multiyear Transportation Program

PROJECT INFORMATION	PHASE AND FUNDING	ESTIMATED TOTAL COST	ACTUAL EXPENDED THRU FY 2019	ESTIMATED CURRENT YEAR FY 2020	ESTIMATED BUDGET YEAR FY 2021	PROJECTED FY 2022	PROJECTED FY 2023	PROJECTED FY 2024	ESTIMATED COST TO COMPLETE
BIKE & PEDESTRIAN FACILITIES	PE	150,000	119,799	30,201	0	0	0	0	0
EAST MONTPELIER	ROW	40,000	28,031	11,969	0	0	0	0	0
STP BIKE(63)	CONST	441,000	0	90,000	351,000	0	0	0	0
	OTHER	0	0	0	0	0	0	0	0
	TOTAL	631,000	147,830	132,170	351,000	0	0	0	0
Route: US-2	Description: DEVELOP AND CONSTRUCT APPROX. 1200 FEET OF SIDEWALKS AND LANE WIDENING ALONG US2 IN EAST MONTPELIER, BEGINNING AT THE VT14 SOUTH INTERSECTION AND EXTENDING EASTERLY 0.24 MILE, TO THE VICINITY OF THE VT14 NORTH INTERSECTION.								
YearAdded: 2015 Project Manager: Ande Deforge 802-595-6657	Comments:								
BIKE & PEDESTRIAN FACILITIES	PE	0	0	0	0	0	0	0	0
EAST MONTPELIER	ROW	0	0	0	0	0	0	0	0
STP BP18(16)	CONST	200,000	0	0	200,000	0	0	0	0
	OTHER	0	0	0	0	0	0	0	0
	TOTAL	200,000	0	0	200,000	0	0	0	0
Route: US-2	Description: Supplemental construction funding for East Montpelier STP BIKE(63) - DEVELOP AND CONSTRUCT APPROX. 1200 FEET OF SIDEWALKS AND LANE WIDENING ALONG US2 IN EAST MONTPELIER, BEGINNING AT THE VT14 SOUTH INTERSECTION AND EXTENDING EASTERLY 0.24 MILE, TO THE VICINITY OF THE VT14 NORTH INTERSECTION.								
YearAdded: 2021 Project Manager: Ande Deforge 802-595-6657	Comments:								
BIKE & PEDESTRIAN FACILITIES	PE	70,000	45,999	17,337	6,664	0	0	0	0
ENOSBURG FALLS	ROW	30,000	2,395	23,000	4,605	0	0	0	0
STP BP16(7)	CONST	445,000	0	0	20,000	425,000	0	0	0
	OTHER	0	0	0	0	0	0	0	0
	TOTAL	545,000	48,394	40,337	31,269	425,000	0	0	0
Route: VT 105 - TH 1	Description: Upgrade sidewalk to ADA specifications on north side of Elm St. from Rte. 108 to Pleasant St.								
YearAdded: 2018 Project Manager: Jonathan Kaplan 802-498-4742	Comments:								

Agency of Transportation Multiyear Transportation Program

PROJECT INFORMATION	PHASE AND FUNDING	ESTIMATED TOTAL COST	ACTUAL EXPENDED THRU FY 2019	ESTIMATED CURRENT YEAR FY 2020	ESTIMATED BUDGET YEAR FY 2021	PROJECTED FY 2022	PROJECTED FY 2023	PROJECTED FY 2024	ESTIMATED COST TO COMPLETE
BIKE & PEDESTRIAN FACILITIES	PE	153,926	121,800	26,001	6,125	0	0	0	0
FAIRFIELD	ROW	8,000	5,380	2,620	0	0	0	0	0
STP BP13(7)	CONST	540,000	0	20,000	520,000	0	0	0	0
	OTHER	0	0	0	0	0	0	0	0
	TOTAL	701,926	127,180	48,621	526,125	0	0	0	0
Route: mid-point	Description: DESIGN AND CONSTRUCT 1450 FEET OF SIDEWALK AND PEDESTRIAN IMPROVEMENTS ALONG SOUTH ROAD, SOULE DRIVE AND VT36.								
YearAdded: 2016 Project Manager: Jonathan Kaplan 802-498-4742	Comments:								
BIKE & PEDESTRIAN FACILITIES	PE	90,000	60,502	24,498	5,000	0	0	0	0
HARDWICK	ROW	0	0	0	0	0	0	0	0
STP LVHT(1)	CONST	277,000	134,733	0	142,267	0	0	0	0
	OTHER	0	0	0	0	0	0	0	0
	TOTAL	367,000	195,235	24,498	147,267	0	0	0	0
Route: LVRT Parking	Description: NECESSARY CONSTRUCTION AND/OR REHABILITATION OF THE SECOND PHASE OF A MULTI- USE TRAIL. PHASE 1: PAVE DANIELS RD. REPLACE RETAINING WALL, RECONSTRUCT SIDEWALK. PHASE 2: INSTALL TRAILHEAD PARKING, RESURFACE 1000 FT OF LAMOILLE VALLEY RAIL TRAIL.								
YearAdded: 2007 Project Manager: Scott Gurley 802-498-8874	Comments:								
BIKE & PEDESTRIAN FACILITIES	PE	0	0	0	0	0	0	0	0
HARTFORD	ROW	0	0	0	0	0	0	0	0
STP BP13(2)	CONST	321,000	0	0	321,000	0	0	0	0
	OTHER	0	0	0	0	0	0	0	0
	TOTAL	321,000	0	0	321,000	0	0	0	0
Route: Sykes Mtn. Ave	Description: ADDITIONAL CONSTRUCTION FUNDING FOR HARTFORD STP EH09(15)								
YearAdded: 2016 Project Manager: Tina Bohl 802-793-1743	Comments:								

Agency of Transportation Multiyear Transportation Program

PROJECT INFORMATION	PHASE AND FUNDING	ESTIMATED TOTAL COST	ACTUAL EXPENDED THRU FY 2019	ESTIMATED CURRENT YEAR FY 2020	ESTIMATED BUDGET YEAR FY 2021	PROJECTED FY 2022	PROJECTED FY 2023	PROJECTED FY 2024	ESTIMATED COST TO COMPLETE
BIKE & PEDESTRIAN FACILITIES	PE	83,000	32,398	5,000	40,000	5,602	0	0	0
HARTFORD	ROW	40,000	0	0	0	40,000	0	0	0
STP BP14(4)	CONST	315,000	0	0	0	0	315,000	0	0
	OTHER	0	0	0	0	0	0	0	0
	TOTAL	438,000	32,398	5,000	40,000	45,602	315,000	0	0
Route: US 5/I 91	Description: Design and construction of a sidewalk and bike lane along Route 5 in Hartford near the US-5/I-91 interchange. This also includes some new alignment of the I-91 on-ramp geometry.								
YearAdded: 2017 Project Manager: Thad Robertson 802-793-2395	Comments:								
BIKE & PEDESTRIAN FACILITIES	PE	64,000	51,404	8,596	4,000	0	0	0	0
HINESBURG	ROW	8,000	0	8,000	0	0	0	0	0
STP BP16(11)	CONST	256,625	0	0	156,625	100,000	0	0	0
	OTHER	0	0	0	0	0	0	0	0
	TOTAL	328,625	51,404	16,596	160,625	100,000	0	0	0
Route: VT-116	Description: Design and construction of a new sidewalk on RT 116 from the Hinesburg Community School to a new development beyond Friendship Lane.								
YearAdded: 2018 Project Manager: Scott Gurley 802-498-8874	Comments:								
BIKE & PEDESTRIAN FACILITIES	PE	50,000	20,974	24,526	4,500	0	0	0	0
JERICO	ROW	20,000	112	19,888	0	0	0	0	0
STP BP15(10)	CONST	400,000	0	0	285,000	115,000	0	0	0
	OTHER	0	0	0	0	0	0	0	0
	TOTAL	470,000	21,086	44,414	289,500	115,000	0	0	0
Route: Browns Trace Road	Description: 1,650 feet of shared use path along Browns Trace Road from Pratt Road to Lee River Road								
YearAdded: 2017 Project Manager: Ande Deforge 802-595-6657	Comments:								

Agency of Transportation Multiyear Transportation Program

PROJECT INFORMATION	PHASE AND FUNDING	ESTIMATED TOTAL COST	ACTUAL EXPENDED THRU FY 2019	ESTIMATED CURRENT YEAR FY 2020	ESTIMATED BUDGET YEAR FY 2021	PROJECTED FY 2022	PROJECTED FY 2023	PROJECTED FY 2024	ESTIMATED COST TO COMPLETE
BIKE & PEDESTRIAN FACILITIES JOHNSON ST BP18(23)	PE	0	0	0	0	0	0	0	0
	ROW	0	0	0	0	0	0	0	0
	CONST	88,120	0	2,000	86,120	0	0	0	0
	OTHER	0	0	0	0	0	0	0	0
	TOTAL	88,120	0	2,000	86,120	0	0	0	0
Route: Center Point	Description: The project is the reconstruction of sidewalks along Pearl Street north of the Pearl Street bridge on the west side of the road and the reconstruction of the sidewalks north of School Street on the east side of the road. The asphalt sidewalks will be replaced with concrete and widened to five feet. Concrete curbing will be added on the west side of Pearl Street up to the School Street intersection. Detectable warning plates will be added to the crosswalk. The grass strip on both sides of the road will be replanted with grass.								
YearAdded: 2021 Project Manager: Jonathan Kaplan 802-498-4742	Comments:								
BIKE & PEDESTRIAN FACILITIES LOCAL MOTION ST BP17(1)	PE	0	0	0	0	0	0	0	0
	ROW	0	0	0	0	0	0	0	0
	CONST	0	0	0	0	0	0	0	0
	OTHER	345,000	105,000	60,000	45,000	45,000	45,000	45,000	0
	TOTAL	345,000	105,000	60,000	45,000	45,000	45,000	45,000	0
Route:	Description: State funding committed by Sec. Cole to subsidize Local Motion operation of the Bike Ferry at "The Cut" on the Colchester Causeway/Island Line Trail.								
YearAdded: 2019 Project Manager: Jonathan Kaplan 802-498-4742	Comments:								
BIKE & PEDESTRIAN FACILITIES MIDDLEBURY STP BP13(11)	PE	95,000	87,093	3,000	2,000	2,907	0	0	0
	ROW	35,000	8,252	23,000	3,748	0	0	0	0
	CONST	100,000	0	0	50,000	50,000	0	0	0
	OTHER	0	0	0	0	0	0	0	0
	TOTAL	230,000	95,345	26,000	55,748	52,907	0	0	0
Route: RT. 73	Description: DESIGN AND CONSTRUCT APPROX. 775 FEET OF SIDEWALK AND CURBING, AND 2,045 FEET OF SHARED-USE PATH.								
YearAdded: 2016 Project Manager: Thad Robertson 802-793-2395	Comments:								

Agency of Transportation Multiyear Transportation Program

PROJECT INFORMATION	PHASE AND FUNDING	ESTIMATED TOTAL COST	ACTUAL EXPENDED THRU FY 2019	ESTIMATED CURRENT YEAR FY 2020	ESTIMATED BUDGET YEAR FY 2021	PROJECTED FY 2022	PROJECTED FY 2023	PROJECTED FY 2024	ESTIMATED COST TO COMPLETE
BIKE & PEDESTRIAN FACILITIES	PE	5,000	1,230	2,000	1,770	0	0	0	0
MIDDLEBURY	ROW	0	0	0	0	0	0	0	0
STP BP15(8)	CONST	388,000	0	0	50,000	338,000	0	0	0
	OTHER	0	0	0	0	0	0	0	0
	TOTAL	393,000	1,230	2,000	51,770	338,000	0	0	0
Route: Exchange Street	Description: Construction of approx. 775 feet of sidewalk & curbing, and 2,045 feet of shared-use path.								
YearAdded: 2017 Project Manager: Thad Robertson 802-793-2395	Comments:								
BIKE & PEDESTRIAN FACILITIES	PE	245,000	204,425	30,575	10,000	0	0	0	0
MILTON	ROW	90,000	16,954	73,046	0	0	0	0	0
STP BP16(10)	CONST	743,357	0	0	720,000	23,357	0	0	0
	OTHER	0	0	0	0	0	0	0	0
	TOTAL	1,078,357	221,379	103,621	730,000	23,357	0	0	0
Route: US-7	Description: Design and construction of 3,830 linear feet of sidewalk gaps along US Route 7 South from Nancy Drive to Haydenberry Drive in Milton.								
YearAdded: 2019 Project Manager: Tina Bohl 802-793-1743	Comments:								
BIKE & PEDESTRIAN FACILITIES	PE	21,500	7,223	9,000	5,278	0	0	0	0
MILTON	ROW	12,500	5,902	6,598	0	0	0	0	0
STP SDWK(18)	CONST	107,000	0	0	57,000	50,000	0	0	0
	OTHER	0	0	0	0	0	0	0	0
	TOTAL	141,000	13,125	15,598	62,278	50,000	0	0	0
Route: Midpoint	Description: CONSTRUCTION OF APPROX. 100 FEET OF SIDEWALK ON CHERRY STREET IN MILTON, FROM TURNER TO RAILROAD AVE, INCLUDING UPGRADING THE RAILROAD CROSSING.								
YearAdded: 2016 Project Manager: Ross Gouin 802-595-2381	Comments:								

Agency of Transportation Multiyear Transportation Program

PROJECT INFORMATION	PHASE AND FUNDING	ESTIMATED TOTAL COST	ACTUAL EXPENDED THRU FY 2019	ESTIMATED CURRENT YEAR FY 2020	ESTIMATED BUDGET YEAR FY 2021	PROJECTED FY 2022	PROJECTED FY 2023	PROJECTED FY 2024	ESTIMATED COST TO COMPLETE
BIKE & PEDESTRIAN FACILITIES	PE	1,141,406	1,141,406	0	0	0	0	0	0
MONTPELIER-BERLIN	ROW	432,000	431,566	434	0	0	0	0	0
STP BIKE(33)S	CONST	5,680,000	1,196,349	3,579,863	903,788	0	0	0	0
	OTHER	0	0	0	0	0	0	0	0
	TOTAL	7,253,406	2,769,320	3,580,297	903,788	0	0	0	0
Route: Path to Civic Center	Description: Phase 1 – Montpelier – Beginning at Granite Street/Stone Cutters Way in Montpelier and extending easterly, paralleling the former Montpelier and Wells River for 2.46 miles to Gallison Hill Road ending at the Civic Center. Phase 2 – Berlin – Beginning at US Route 2 in Montpelier and following the former Barre and Chelsea Railroad for 1.74 miles to the Price Chopper shopping center ending at US Route 302 (entrance to shopping center)								
YearAdded: Prior to 2006 Project Manager: Ande Deforge 802-595-6657	Comments:								
BIKE & PEDESTRIAN FACILITIES	PE	320,000	269,238	35,000	15,762	0	0	0	0
MONTPELIER-BERLIN	ROW	15,000	1,605	13,395	0	0	0	0	0
STP CVRT(2)	CONST	813,875	0	0	813,875	0	0	0	0
	OTHER	0	0	0	0	0	0	0	0
	TOTAL	1,148,875	270,843	48,395	829,637	0	0	0	0
Route: Path Midpoint	Description: CONSTRUCT A PORTION OF THE CROSS VERMONT TRAIL, INCLUDING A BRIDGE OVER THE WINOOSKI RIVER, BEGINNING AT GALLISON HILL RD. IN MONTPELIER AND EXTENDING EASTERLY APPROX. 1.00 MILE TO THE BERLIN-BARRE TOWN LINE.								
YearAdded: 2008 Project Manager: Jonathan Kaplan 802-498-4742	Comments:								
BIKE & PEDESTRIAN FACILITIES	PE	101,232	92,822	8,410	0	0	0	0	0
MORETOWN	ROW	26,023	26,023	0	0	0	0	0	0
STP BP13(8)	CONST	263,250	0	40,000	223,250	0	0	0	0
	OTHER	0	0	0	0	0	0	0	0
	TOTAL	390,505	118,845	48,410	223,250	0	0	0	0
Route: VT-100B	Description: DESIGN AND CONSTRUCT 1729 FEET OF SIDEWALK ALONG VT100B IN MORETOWN, BEGINNING AT MORETOWN MTN RD AND EXTENDING ALONG THE EAST SIDE OF VT100B TO HURDLE ROAD.								
YearAdded: 2016 Project Manager: Joel Perrigo 802-595-4933	Comments:								

Agency of Transportation Multiyear Transportation Program

PROJECT INFORMATION	PHASE AND FUNDING	ESTIMATED TOTAL COST	ACTUAL EXPENDED THRU FY 2019	ESTIMATED CURRENT YEAR FY 2020	ESTIMATED BUDGET YEAR FY 2021	PROJECTED FY 2022	PROJECTED FY 2023	PROJECTED FY 2024	ESTIMATED COST TO COMPLETE
BIKE & PEDESTRIAN FACILITIES	PE	0	0	0	0	0	0	0	0
PITTSFORD	ROW	0	0	0	0	0	0	0	0
ST BP17(24)	CONST	200,800	0	75,800	125,000	0	0	0	0
	OTHER	0	0	0	0	0	0	0	0
	TOTAL	200,800	0	75,800	125,000	0	0	0	0
Route: US-7	Description: repairs and/or maintenance to a 1,373 lineal foot section of sidewalk along the western edge of Route 7 in the Village adjacent to Lothrop Elementary School (running from the intersection with Mechanic Street southward past the School's entrance to the northern edge of the guardrail)								
YearAdded: 2020 Project Manager: Tina Bohl 802-793-1743	Comments:								
BIKE & PEDESTRIAN FACILITIES	PE	164,000	138,334	25,666	0	0	0	0	0
PLAINFIELD	ROW	0	0	0	0	0	0	0	0
STP BP14(3)	CONST	286,600	0	86,600	200,000	0	0	0	0
	OTHER	0	0	0	0	0	0	0	0
	TOTAL	450,600	138,334	112,266	200,000	0	0	0	0
Route: US-2	Description: Design and construction of a pedestrian bridge on Main St. and 350 LF of sidewalk along US Route 2.								
YearAdded: 2017 Project Manager: Ross Gouin 802-595-2381	Comments:								
BIKE & PEDESTRIAN FACILITIES	PE	0	0	0	0	0	0	0	0
PLAINFIELD	ROW	0	0	0	0	0	0	0	0
STP BP17(7)	CONST	148,700	0	0	148,700	0	0	0	0
	OTHER	0	0	0	0	0	0	0	0
	TOTAL	148,700	0	0	148,700	0	0	0	0
Route: US-2	Description: Additional funding for Plainfield BP14(3). Construction funding only.								
YearAdded: 2019 Project Manager: Ross Gouin 802-595-2381	Comments:								

Agency of Transportation Multiyear Transportation Program

PROJECT INFORMATION	PHASE AND FUNDING	ESTIMATED TOTAL COST	ACTUAL EXPENDED THRU FY 2019	ESTIMATED CURRENT YEAR FY 2020	ESTIMATED BUDGET YEAR FY 2021	PROJECTED FY 2022	PROJECTED FY 2023	PROJECTED FY 2024	ESTIMATED COST TO COMPLETE
BIKE & PEDESTRIAN FACILITIES	PE	138,000	5,722	50,000	53,500	14,778	14,000	0	0
PROCTOR	ROW	15,000	0	0	0	15,000	0	0	0
STP BP18(2)	CONST	487,000	0	0	0	0	20,000	467,000	0
	OTHER	0	0	0	0	0	0	0	0
	TOTAL	640,000	5,722	50,000	53,500	29,778	34,000	467,000	0
Route:	Description: Design and construction of approximately 1,100 linear feet of new cross-country bituminous concrete shared-use path from the Town Green on Main Street to North Street, parallel to Main Street, with a crosswalk across North Street and continuing with approximately 1,500 linear feet of new cross-country aggregate shared-use path from North Street to Beaver Pond, following the alignment of an existing trail through a wooded area.								
YearAdded: 2021 Project Manager: Jonathan Kaplan 802-498-4742	Comments:								
BIKE & PEDESTRIAN FACILITIES	PE	160,000	137,170	11,830	11,000	0	0	0	0
RICHFORD	ROW	60,000	15,473	44,527	0	0	0	0	0
STP BIKE(36)S	CONST	500,000	0	0	450,000	50,000	0	0	0
	OTHER	0	0	0	0	0	0	0	0
	TOTAL	720,000	152,643	56,357	461,000	50,000	0	0	0
Route: MVRT Extension	Description: PROJECT IS FOR CONSTRUCTION OF AN EXTENSION OF THE MISSISQUOI VALLEY RAIL TRAIL IN RICHFORD, BEGINNING AT THE EASTERN TERMINUS OF THE EXISTING TRAIL AND EXTENDING 0.5 MILE INTO DOWNTOWN RICHFORD.								
YearAdded: Prior to 2006 Project Manager: Ande Deforge 802-595-6657	Comments:								
BIKE & PEDESTRIAN FACILITIES	PE	0	0	0	0	0	0	0	0
ROCHESTER	ROW	0	0	0	0	0	0	0	0
ST BP18(26)	CONST	51,800	608	692	50,500	0	0	0	0
	OTHER	0	0	0	0	0	0	0	0
	TOTAL	51,800	608	692	50,500	0	0	0	0
Route: Route 100	Description: Reconstruct approximately 270 ft. of badly-deteriorated sidewalk in Rochester's village district. The entire sidewalk network is obsolete and in poor condition, and this first phase will address two of the most used and more hazardous sections. Both sections are along Main St./Route 100: 190 ft. along the main business block (east side) and 80 ft. in front of Park House, a senior housing complex.								
YearAdded: 2021 Project Manager: Ross Gouin 802-595-2381	Comments:								

Agency of Transportation Multiyear Transportation Program

PROJECT INFORMATION	PHASE AND FUNDING	ESTIMATED TOTAL COST	ACTUAL EXPENDED THRU FY 2019	ESTIMATED CURRENT YEAR FY 2020	ESTIMATED BUDGET YEAR FY 2021	PROJECTED FY 2022	PROJECTED FY 2023	PROJECTED FY 2024	ESTIMATED COST TO COMPLETE
BIKE & PEDESTRIAN FACILITIES	PE	275,000	0	75,000	75,000	75,000	45,000	5,000	0
RUTLAND CITY	ROW	10,000	0	0	0	0	10,000	0	0
STP BP14(24)	CONST	750,000	0	0	0	0	0	750,000	0
	OTHER	0	0	0	0	0	0	0	0
	TOTAL	1,035,000	0	75,000	75,000	75,000	55,000	755,000	0
Route: Segment 3	Description: Design and construction of segment 3 of the Rutland Creek Path from Monsignor Park across East Creek. Construction will include a shared-use path and a pedestrian bridge.								
YearAdded: 2021 Project Manager: Thad Robertson 802-793-2395	Comments:								
BIKE & PEDESTRIAN FACILITIES	PE	125,000	103	30,000	34,897	30,000	30,000	0	0
SHELBURNE	ROW	20,000	0	0	15,000	5,000	0	0	0
STP BP18(3)	CONST	434,200	0	0	0	0	100,000	334,200	0
	OTHER	0	0	0	0	0	0	0	0
	TOTAL	579,200	103	30,000	49,897	35,000	130,000	334,200	0
Route: Irish Hill Rd Facility	Description: Installation of a prefabricated bridge and construction of new sidewalk along Irish Hill Rd and Falls Rd								
YearAdded: 2021 Project Manager: Joel Perrigo 802-595-4933	Comments:								
BIKE & PEDESTRIAN FACILITIES	PE	260,000	53,084	75,000	50,000	81,916	0	0	0
SOUTH BURLINGTON	ROW	510,000	0	250,000	260,000	0	0	0	0
STP BP17(9)	CONST	260,000	0	0	0	0	260,000	0	0
	OTHER	0	0	0	0	0	0	0	0
	TOTAL	1,030,000	53,084	325,000	310,000	81,916	260,000	0	0
Route: US-2	Description: 2000 feet of separated bike lanes and pedestrian improvements along US2 between Dorset St. and White St.								
YearAdded: 2020 Project Manager: Jonathan Kaplan 802-498-4742	Comments:								

Agency of Transportation Multiyear Transportation Program

PROJECT INFORMATION	PHASE AND FUNDING	ESTIMATED TOTAL COST	ACTUAL EXPENDED THRU FY 2019	ESTIMATED CURRENT YEAR FY 2020	ESTIMATED BUDGET YEAR FY 2021	PROJECTED FY 2022	PROJECTED FY 2023	PROJECTED FY 2024	ESTIMATED COST TO COMPLETE
BIKE & PEDESTRIAN FACILITIES	PE	70,000	28,478	11,000	11,000	11,000	8,522	0	0
SPRINGFIELD	ROW	21,000	0	0	0	21,000	0	0	0
STP BP16(8)	CONST	379,000	0	0	0	0	60,000	319,000	0
	OTHER	0	0	0	0	0	0	0	0
	TOTAL	470,000	28,478	11,000	11,000	32,000	68,522	319,000	0
Route: Toonerville Trail	Description: This project involves the final design, permitting and construction of an approximately 3,250 foot long extension of the Toonerville Trail in order to connect the existing shared-use path to Bridge Street and the Edgar May Recreation Center.								
YearAdded: 2018 Project Manager: Thad Robertson 802-793-2395	Comments:								
BIKE & PEDESTRIAN FACILITIES	PE	90,000	2,068	45,000	15,000	15,000	12,932	0	0
ST. ALBANS CITY	ROW	12,000	0	0	6,000	6,000	0	0	0
STP BP18(1)	CONST	805,000	0	0	0	50,000	755,000	0	0
	OTHER	0	0	0	0	0	0	0	0
	TOTAL	907,000	2,068	45,000	21,000	71,000	767,932	0	0
Route: Federal Street	Description: Construct a portion of the Federal Street Multi-Modal Connector HPP 8000(17). On the west side of Federal St., 2,250 feet of new, 5 foot-wide concrete sidewalk and 1,900 feet of new curb and necessary drainage on Federal Street from Lake Street to Lower Newton Street. On the east side, 2,150 feet of 5 foot-wide sidewalk. The project would include replacement of trees and landscaping, and new crosswalks on Aldis St. and Federal St.								
YearAdded: 2021 Project Manager: Thad Robertson 802-793-2395	Comments:								
BIKE & PEDESTRIAN FACILITIES	PE	0	0	0	0	0	0	0	0
ST. GEORGE	ROW	0	0	0	0	0	0	0	0
ST BP(18)(28)	CONST	44,000	0	1,500	42,500	0	0	0	0
	OTHER	0	0	0	0	0	0	0	0
	TOTAL	44,000	0	1,500	42,500	0	0	0	0
Route: Center Point	Description: The project would create a new 100' sidewalk on the east side of Route 2A from Hemlock Street to the Barber Road intersection, new crosswalk across Route 2A with pedestrian push button RRFBs, and new 100' sidewalk on Barber Road to connect to the existing sidewalk servicing the Town Center and Simon's deli/convenience store.								
YearAdded: 2021 Project Manager: Jonathan Kaplan 802-498-4742	Comments:								

Agency of Transportation Multiyear Transportation Program

PROJECT INFORMATION	PHASE AND FUNDING	ESTIMATED TOTAL COST	ACTUAL EXPENDED THRU FY 2019	ESTIMATED CURRENT YEAR FY 2020	ESTIMATED BUDGET YEAR FY 2021	PROJECTED FY 2022	PROJECTED FY 2023	PROJECTED FY 2024	ESTIMATED COST TO COMPLETE
BIKE & PEDESTRIAN FACILITIES ST. JOHNSBURY STP BP18(7)	PE	40,000	0	25,000	15,000	0	0	0	0
	ROW	0	0	0	0	0	0	0	0
	CONST	0	0	0	0	0	0	0	0
	OTHER	0	0	0	0	0	0	0	0
	TOTAL	40,000	0	25,000	15,000	0	0	0	0
Route: US-2 YearAdded: 2021 Project Manager: Joel Perrigo 802-595-4933	Description: Study to evaluate existing condition, needs and alternatives for pedestrian and bicycle travel along Portland Street								
	Comments:								
BIKE & PEDESTRIAN FACILITIES STATEWIDE	PE	2,800,000	0	350,000	350,000	600,000	750,000	750,000	0
	ROW	325,000	0	25,000	25,000	75,000	100,000	100,000	0
	CONST	3,900,000	0	0	0	400,000	1,300,000	2,200,000	0
	OTHER	0	0	0	0	0	0	0	0
	TOTAL	7,025,000	0	375,000	375,000	1,075,000	2,150,000	3,050,000	0
Route: YearAdded: 2012 Project Manager: Susan Scribner 802-279-9519	Description: NEW AWARDS FOR FEDERAL-AID CONSTRUCTION PROJECTS.								
	Comments:								
BIKE & PEDESTRIAN FACILITIES STATEWIDE	PE	0	0	0	0	0	0	0	0
	ROW	0	0	0	0	0	0	0	0
	CONST	2,318,500	0	50,000	468,500	600,000	600,000	600,000	0
	OTHER	0	0	0	0	0	0	0	0
	TOTAL	2,318,500	0	50,000	468,500	600,000	600,000	600,000	0
Route: mid-point YearAdded: 2017 Project Manager: Jonathan Kaplan 802-498-4742	Description: NEW AWARDS FOR STATE-AID CONSTRUCTION PROJECTS.								
	Comments:								

Agency of Transportation Multiyear Transportation Program

PROJECT INFORMATION	PHASE AND FUNDING	ESTIMATED TOTAL COST	ACTUAL EXPENDED THRU FY 2019	ESTIMATED CURRENT YEAR FY 2020	ESTIMATED BUDGET YEAR FY 2021	PROJECTED FY 2022	PROJECTED FY 2023	PROJECTED FY 2024	ESTIMATED COST TO COMPLETE
BIKE & PEDESTRIAN FACILITIES	PE	50,000	0	0	40,000	10,000	0	0	0
STATEWIDE	ROW	0	0	0	0	0	0	0	0
SRIN()	CONST	250,000	0	0	0	150,000	100,000	0	0
	OTHER	0	0	0	0	0	0	0	0
	TOTAL	300,000	0	0	40,000	160,000	100,000	0	0
Route:	Description: Placeholder project for anticipated statewide Safe Routes to School infrastructure project to make improvements to crossings, complete sidewalk gaps and mark bike lanes near schools.								
YearAdded: 2021 Project Manager: Jonathan Kaplan 802-498-4742	Comments:								
BIKE & PEDESTRIAN FACILITIES	PE	0	0	0	0	0	0	0	0
STATEWIDE	ROW	0	0	0	0	0	0	0	0
SRSE()	CONST	0	0	0	0	0	0	0	0
	OTHER	300,000	0	0	100,000	100,000	100,000	0	0
	TOTAL	300,000	0	0	100,000	100,000	100,000	0	0
Route:	Description: Placeholder for anticipated statewide education/enforcement/encouragement support for schools involved in Safe Routes to School efforts.								
YearAdded: 2021 Project Manager: Jonathan Kaplan 802-498-4742	Comments:								
BIKE & PEDESTRIAN FACILITIES	PE	200,000	200,000	0	0	0	0	0	0
STATEWIDE	ROW	0	0	0	0	0	0	0	0
ST BP16(1)	CONST	500,000	0	100,000	100,000	100,000	100,000	100,000	0
	OTHER	0	0	0	0	0	0	0	0
	TOTAL	700,000	200,000	100,000	100,000	100,000	100,000	100,000	0
Route:	Description: Support Vermont Youth Conservation Corps Program and projects.								
YearAdded: 2017 Project Manager: Susan Scribner 802-279-9519	Comments:								

Agency of Transportation Multiyear Transportation Program

PROJECT INFORMATION	PHASE AND FUNDING	ESTIMATED TOTAL COST	ACTUAL EXPENDED THRU FY 2019	ESTIMATED CURRENT YEAR FY 2020	ESTIMATED BUDGET YEAR FY 2021	PROJECTED FY 2022	PROJECTED FY 2023	PROJECTED FY 2024	ESTIMATED COST TO COMPLETE
BIKE & PEDESTRIAN FACILITIES STATEWIDE STP BPPC()	PE	0	0	0	0	0	0	0	0
	ROW	0	0	0	0	0	0	0	0
	CONST	0	0	0	0	0	0	0	0
	OTHER	480,000	0	0	80,000	80,000	80,000	80,000	160,000
	TOTAL	480,000	0	0	80,000	80,000	80,000	80,000	160,000
Route:	Description: PROJECT IS FOR THE COSTS (SALARY AND EXPENSES) FOR THE BICYCLE AND PEDESTRIAN COORDINATOR, AS PROVIDED IN THE FHWA REAUTHORIZATION OF SAFETEA-LU.								
YearAdded: 2007 Project Manager: Jonathan Kaplan 802-498-4742	Comments:								
BIKE & PEDESTRIAN FACILITIES STATEWIDE STP BPPC(20)	PE	0	0	0	0	0	0	0	0
	ROW	0	0	0	0	0	0	0	0
	CONST	0	0	0	0	0	0	0	0
	OTHER	80,000	0	80,000	0	0	0	0	0
	TOTAL	80,000	0	80,000	0	0	0	0	0
Route:	Description: Coordination of the Vtrans Bicycle and Pedestrian Program for FFY 2020.								
YearAdded: 2021 Project Manager: Jonathan Kaplan 802-498-4742	Comments:								
BIKE & PEDESTRIAN FACILITIES STATEWIDE - SOUTHWEST REGION SWRT(2)	PE	120,000	89,457	30,543	0	0	0	0	0
	ROW	0	0	0	0	0	0	0	0
	CONST	1,214,052	0	300,000	914,052	0	0	0	0
	OTHER	0	0	0	0	0	0	0	0
	TOTAL	1,334,052	89,457	330,543	914,052	0	0	0	0
Route: Approx. Trail Center	Description: Resurface 19.8 miles of the D&H Rail Trail with a consistent, accessible aggregate surface.								
YearAdded: 2016 Project Manager: Jonathan Kaplan 802-498-4742	Comments:								

Agency of Transportation Multiyear Transportation Program

PROJECT INFORMATION	PHASE AND FUNDING	ESTIMATED TOTAL COST	ACTUAL EXPENDED THRU FY 2019	ESTIMATED CURRENT YEAR FY 2020	ESTIMATED BUDGET YEAR FY 2021	PROJECTED FY 2022	PROJECTED FY 2023	PROJECTED FY 2024	ESTIMATED COST TO COMPLETE
BIKE & PEDESTRIAN FACILITIES	PE	0	0	0	0	0	0	0	0
SWANTON-ST. JOHNSBURY	ROW	0	0	0	0	0	0	0	0
LVRT()	CONST	0	0	0	0	0	0	0	0
	OTHER	14,150,000	0	150,000	2,500,000	3,500,000	4,500,000	3,500,000	0
	TOTAL	14,150,000	0	150,000	2,500,000	3,500,000	4,500,000	3,500,000	0
Route:	Description: Further improvements within the overall 90 mile former rail corridor.								
YearAdded: 2018 Project Manager: Joel Perrigo 802-595-4933	Comments:								
BIKE & PEDESTRIAN FACILITIES	PE	40,000	0	25,000	15,000	0	0	0	0
SWANTON-ST. JOHNSBURY	ROW	0	0	0	0	0	0	0	0
STP LVRT(7)	CONST	320,000	0	0	320,000	0	0	0	0
	OTHER	0	0	0	0	0	0	0	0
	TOTAL	360,000	0	25,000	335,000	0	0	0	0
Route: LVRT	Description: Improvements to the Lamoille Valley Rail Trail in the Town of Hardwick from North Main Street to Wright Farm Road.								
YearAdded: 2020 Project Manager: Joel Perrigo 802-595-4933	Comments:								
BIKE & PEDESTRIAN FACILITIES	PE	72,500	62,736	9,764	0	0	0	0	0
UNDERHILL	ROW	26,000	18,223	7,777	0	0	0	0	0
STP BP13(5)	CONST	350,000	0	25,000	325,000	0	0	0	0
	OTHER	0	0	0	0	0	0	0	0
	TOTAL	448,500	80,960	42,541	325,000	0	0	0	0
Route: VT-15	Description: CONSTRUCTION OF OVER 2600-FEET OF SIDEWALK, AND ASSOCIATED DRAINAGE AND DRIVEWAY WORK, ALONG VT15 IN UNDERHILL, FROM PARK STREET TO DUMAS ROAD.								
YearAdded: 2016 Project Manager: Ross Gouin 802-595-2381	Comments:								

Agency of Transportation Multiyear Transportation Program

PROJECT INFORMATION	PHASE AND FUNDING	ESTIMATED TOTAL COST	ACTUAL EXPENDED THRU FY 2019	ESTIMATED CURRENT YEAR FY 2020	ESTIMATED BUDGET YEAR FY 2021	PROJECTED FY 2022	PROJECTED FY 2023	PROJECTED FY 2024	ESTIMATED COST TO COMPLETE
BIKE & PEDESTRIAN FACILITIES	PE	90,000	73,163	16,837	0	0	0	0	0
WAITSFIELD	ROW	40,000	22,231	17,769	0	0	0	0	0
STP BP13(4)	CONST	469,500	0	0	469,500	0	0	0	0
	OTHER	0	0	0	0	0	0	0	0
	TOTAL	599,500	95,394	34,606	469,500	0	0	0	0
Route: VT-100	Description: Design and construction of 755 feet of sidewalk along the western side of VT 100 from Old County Rd to Bridge Street								
YearAdded: 2016 Project Manager: Scott Gurley 802-498-8874	Comments:								
BIKE & PEDESTRIAN FACILITIES	PE	60,000	33,668	0	16,382	4,200	5,750	0	0
WATERBURY	ROW	0	0	0	0	0	0	0	0
STP BP17(11)	CONST	179,363	0	0	0	0	60,000	119,363	0
	OTHER	0	0	0	0	0	0	0	0
	TOTAL	239,363	33,668	0	16,382	4,200	65,750	119,363	0
Route: VT Route 100	Description: The project consists of a sidewalk extension at the north end of Stowe Street intersecting with Route 100 and Blush Hill Road.								
YearAdded: 2020 Project Manager: Ross Gouin 802-595-2381	Comments:								
BIKE & PEDESTRIAN FACILITIES	PE	180,000	63,068	110,000	6,932	0	0	0	0
WEST RUTLAND	ROW	10,000	0	10,000	0	0	0	0	0
STP BP15(1)	CONST	649,650	0	100,000	549,650	0	0	0	0
	OTHER	0	0	0	0	0	0	0	0
	TOTAL	839,650	63,068	220,000	556,582	0	0	0	0
Route: Thrall Avenue	Description: Construction of 3305 feet of sidewalk along Campbell, Thrall, Clarendon, Ross and Fairview Streets								
YearAdded: 2017 Project Manager: Tina Bohl 802-793-1743	Comments:								

Agency of Transportation Multiyear Transportation Program

PROJECT INFORMATION	PHASE AND FUNDING	ESTIMATED TOTAL COST	ACTUAL EXPENDED THRU FY 2019	ESTIMATED CURRENT YEAR FY 2020	ESTIMATED BUDGET YEAR FY 2021	PROJECTED FY 2022	PROJECTED FY 2023	PROJECTED FY 2024	ESTIMATED COST TO COMPLETE
BIKE & PEDESTRIAN FACILITIES	PE	75,000	16,126	49,044	9,830	0	0	0	0
WILLISTON	ROW	6,500	0	6,500	0	0	0	0	0
STP BP17(12)	CONST	265,000	0	0	200,000	65,000	0	0	0
	OTHER	0	0	0	0	0	0	0	0
	TOTAL	346,500	16,126	55,544	209,830	65,000	0	0	0
Route: Blair Park	Description: Design and construction of 1,731 feet of new sidewalk within Blair Park.								
YearAdded: 2020 Project Manager: Ande Deforge 802-595-6657									
Comments:									
BIKE & PEDESTRIAN FACILITIES	PE	0	0	0	0	0	0	0	0
WILMINGTON	ROW	0	0	0	0	0	0	0	0
STP BP17(13)	CONST	200,000	0	0	0	200,000	0	0	0
	OTHER	0	0	0	0	0	0	0	0
	TOTAL	200,000	0	0	0	200,000	0	0	0
Route: VT-9	Description: Reconstruction of the existing sidewalk on East Main Street (RT 9), including crosswalks, lighting and retaining walls.								
YearAdded: 2020 Project Manager: Scott Gurley 802-498-8874									
Comments:									

BIKE & PEDESTRIAN FACILITIES CANDIDATES

Project Name	Route	Project Number	Project Manager	Phone No.	Project Description	Year Added
BURLINGTON	Waterfront North	STP SDWK(13)	Tina Bohl	793-1743	CONSTRUCT SIDEWALK NEAR MORAN	2015
COLCHESTER	MILL POND ROAD		Susan Scribner	279-9519	IMPROVE MILL POND/SEVERANCE	2016
ESSEX	VT-15		Susan Scribner	279-9519	SHARED-USE PATH	2016
WILLISTON	US-2		Susan Scribner	279-9519	SHARED-USE PATH ALONG US2	2016
WILLISTON	VT-2A		Susan Scribner	279-9519	SHARED-USE PATH ALONG VT2A	2016

**Susan Scribner, Bureau Director
Municipal Assistance Bureau
Transportation Alternatives**

Phone - (802) 279-9519

E-mail - sue.scribner@vermont.gov



Transportation Alternatives

The Transportation Alternatives Program is funded at approximately **\$2.8 million in FY21** and will fund 16 construction projects and 22 design and/or ROW projects. Of these 38 projects, there are 22 projects related to environmental mitigation, clean water and/or stormwater concerns, 15 related to bicycle and pedestrian facilities, and one is for a historic covered bridge.

22 Environmental Mitigation Projects

15 Bike & Pedestrian Projects

1 Historical Covered Bridge Project

Spending by Fiscal Year (\$, Millions)



Did you know?



The Transportation Alternatives Program Serves 31 Communities in Vermont.



There are no set-asides this state fiscal year, so new project awards can be made for all eligible project types.



Transportation Alternatives FY 2021 GOVERNOR'S RECOMMEND - TRANSPORTATION PROGRAM										
PROJECT	DESCRIPTION	OTHER	PE	ROW	CONST	TOTAL	T FUND	FEDERAL	LOCAL	TOTAL
BENNINGTON TAP TA16 (1)	Bike/ped improvements		\$8,000		\$245,000	\$253,000	\$0	\$202,400	\$50,600	\$253,000
BRIDGEWATER TAP TA19 (11)	Salt/sand shed		\$7,000			\$7,000	\$0	\$5,600	\$1,400	\$7,000
BRIDPORT TAP TA19(13)	Replace culvert						\$0	\$0	\$0	
CASTLETON STP EH10(4)	CONSTRUCT SIDEWALK/CROSSWALK		\$12,000	\$1,500		\$13,500	\$0	\$10,800	\$2,700	\$13,500
CASTLETON TAP TA19(3)	Stormwater issues		\$23,000			\$23,000	\$0	\$18,400	\$4,600	\$23,000
CHESTER TAP TA17(9)	Replace BR52 (culvert)		\$2,135			\$2,135	\$0	\$1,708	\$427	\$2,135
COLCHESTER TAP TA18 (1)	Construct stormwater BMP's		\$8,663	\$50,000		\$58,663	\$0	\$46,930	\$11,733	\$58,663
DERBY TAP TA19(1)	Replace salt shed roof		\$4,000			\$4,000	\$0	\$3,200	\$800	\$4,000
DUXBURY TAP TA19(6)	Scoping for erosion mitigation		\$100,000			\$100,000	\$0	\$80,000	\$20,000	\$100,000
EAST MONTPELIER STP EH10(17)	SHARED-USE PATH		\$24,094		\$315,000	\$339,094	\$0	\$271,275	\$67,819	\$339,094
ENOSBURG TAP TA17(7)	Salt & sand shed		\$10,000			\$10,000	\$0	\$8,000	\$2,000	\$10,000
ESSEX TAP TA15(4)	Install sidewalk on Pinecrest		\$10,000		\$217,770	\$227,770	\$0	\$182,216	\$45,554	\$227,770
ESSEX TAP TA18(2)	Cul-de-sac infiltration		\$18,000	\$5,000		\$23,000	\$0	\$18,400	\$4,600	\$23,000
ESSEX JUNCTION TAP TA16(7)	Construct gravel wetland		\$8,164		\$80,000	\$88,164	\$0	\$70,531	\$17,633	\$88,164
ESSEX TOWN TAP TA16 (5)	Construct detention pond				\$185,000	\$185,000	\$0	\$148,000	\$37,000	\$185,000
FAIR HAVEN TAP TA19(4)	Replace salt shed		\$8,000			\$8,000	\$0	\$6,400	\$1,600	\$8,000
FRANKLIN TAP TA19(8)	Replace failed pipe		\$29,000	\$3,000		\$32,000	\$0	\$25,600	\$6,400	\$32,000
GRANVILLE TAP TA19(5)	Replace culvert		\$8,000			\$8,000	\$0	\$6,400	\$1,600	\$8,000
HARTFORD STP EH09(15)	SIDEWALKS, BIKE LANES, ETC.				\$184,000	\$184,000	\$0	\$147,200	\$36,800	\$184,000
HARTFORD STP EH10(18)	INSTALL SIDEWALK ALONG US5				\$241,750	\$241,750	\$0	\$193,400	\$48,350	\$241,750
HARTFORD TAP TA17(12)	Sykes Ave. sidewalk				\$93,744	\$93,744	\$0	\$74,995	\$18,749	\$93,744
HYDE PARK STP EH05(37)	JOHNSON ST. SIDEWALK		\$10,000			\$10,000	\$0	\$8,000	\$2,000	\$10,000
JERICHO TAP TA17(1)	Construct sidewalk		\$15,000	\$10,000		\$25,000	\$0	\$20,000	\$5,000	\$25,000
MIDDLETOWN SPRINGS TAP TA19(7)	Scoping for salt/sand shed						\$0	\$0	\$0	

<p align="center"><i>Transportation Alternatives</i></p> <p align="center">FY 2021 GOVERNOR'S RECOMMEND - TRANSPORTATION PROGRAM</p>											
--	--	--	--	--	--	--	--	--	--	--	--

PROJECT	DESCRIPTION	OTHER	PE	ROW	CONST	TOTAL	T FUND	FEDERAL	LOCAL	TOTAL
MONTGOMERY TAP TA19 (2)	Stream bank stabilization		\$30,000			\$30,000	\$0	\$24,000	\$6,000	\$30,000
NEWFANE TAP TA18(5)	Replace culvert		\$5,232	\$300		\$5,532	\$0	\$4,426	\$1,106	\$5,532
NORWICH TAP TA19(12)	Replace 2 culverts		\$35,000			\$35,000	\$0	\$28,000	\$7,000	\$35,000
PITTSFORD TAP TA19(10)	Add'l funds for salt/sand shed				\$236,865	\$236,865	\$0	\$189,492	\$47,373	\$236,865
RUTLAND CITY TAP TA17 (12)	Rutland Creek Path						\$0	\$0	\$0	
SHELBURNE TAP TA16(6)	Construct gravel wetland				\$117,394	\$117,394	\$0	\$93,915	\$23,479	\$117,394
SOUTH BURLINGTON TAP TA18(6)	Stormwater infiltration system		\$3,000		\$200,000	\$203,000	\$0	\$162,400	\$40,600	\$203,000
SOUTH BURLINGTON TAP TA18(7)	Expand stormwater pond		\$12,000			\$12,000	\$0	\$9,600	\$2,400	\$12,000
ST. ALBANS CITY TAP TA15(3)	Reconstruct sidewalk		\$4,693	\$12,500	\$100,000	\$117,193	\$0	\$93,754	\$23,439	\$117,193
ST. JOHNSBURY TAP TA16(2)	Improve bike/ped safety				\$92,056	\$92,056	\$0	\$73,645	\$18,411	\$92,056
STATEWIDE	New awards		\$150,000			\$150,000	\$0	\$120,000	\$30,000	\$150,000
THETFORD STP EH09(10)	PEDESTRIAN IMPROVEMENTS				\$127,812	\$127,812	\$0	\$102,250	\$25,562	\$127,812
VERGENNES TAP TA19(9)	Salt & sand shed		\$15,000			\$15,000	\$0	\$12,000	\$3,000	\$15,000
WARREN STP EH12(4)	RESTORE COVERED BRIDGE		\$15,000	\$1,000		\$16,000	\$0	\$12,800	\$3,200	\$16,000
WILMINGTON TAP TA16(4)	Construct sidewalk on E. Main		\$7,477		\$100,000	\$107,477	\$0	\$85,982	\$21,495	\$107,477
WINOOSKI TAP TA17(2)	Construct crosswalk treatments		\$861	\$1,250	\$250,000	\$252,111	\$0	\$201,689	\$50,422	\$252,111
TOTAL Transportation Alternatives			\$583,319	\$84,550	\$2,786,391	\$3,454,260	\$0	\$2,763,408	\$690,852	\$3,454,260
					Total Appropriation		\$0	\$2,763,408	\$0	\$2,763,408

Local Funds of \$690,852 are not appropriated

TRANSPORTATION ALTERNATIVES

	Estimated Budget Year FY 2021	Projected FY 2022	Projected FY 2023	Projected FY 2024
PE	\$583,319	\$593,685	\$578,000	\$558,500
ROW	\$84,550	\$63,000	\$90,000	\$75,000
CONST	\$2,786,391	\$3,053,500	\$2,929,865	\$2,484,200
OTHER	\$0	\$0	\$0	\$0
TOTAL	\$3,454,260	\$3,710,185	\$3,597,865	\$3,117,700

Agency of Transportation Multiyear Transportation Program

PROJECT INFORMATION	PHASE AND FUNDING	ESTIMATED TOTAL COST	ACTUAL EXPENDED THRU FY 2019	ESTIMATED CURRENT YEAR FY 2020	ESTIMATED BUDGET YEAR FY 2021	PROJECTED FY 2022	PROJECTED FY 2023	PROJECTED FY 2024	ESTIMATED COST TO COMPLETE
TRANSPORTATION ALTERNATIVES	PE	88,000	65,690	14,310	8,000	0	0	0	0
BENNINGTON	ROW	10,000	1,094	8,906	0	0	0	0	0
TAP TA16(1)	CONST	245,000	0	0	245,000	0	0	0	0
	OTHER	0	0	0	0	0	0	0	0
	TOTAL	343,000	66,784	23,216	253,000	0	0	0	0
Route: Min-1006	Description: Create a one-mile active transportation corridor along Benmont Avenue in downtown Bennington.								
YearAdded: 2018 Project Manager: Jonathan Kaplan 802-498-4742	Comments:								
TRANSPORTATION ALTERNATIVES	PE	30,000	76	14,924	7,000	4,000	4,000	0	0
BRIDGEWATER	ROW	0	0	0	0	0	0	0	0
TAP TA19(11)	CONST	359,250	0	0	0	50,000	309,250	0	0
	OTHER	0	0	0	0	0	0	0	0
	TOTAL	389,250	76	14,924	7,000	54,000	313,250	0	0
Route: New Salt/Sand Shed	Description: Construction of a sand/salt shed at the town garage parcel.								
YearAdded: 2021 Project Manager: Tina Bohl 802-793-1743	Comments:								
TRANSPORTATION ALTERNATIVES	PE	0	0	0	0	0	0	0	0
BRIDPORT	ROW	0	0	0	0	0	0	0	0
TAP TA19(13)	CONST	180,000	0	0	0	180,000	0	0	0
	OTHER	0	0	0	0	0	0	0	0
	TOTAL	180,000	0	0	0	180,000	0	0	0
Route: Bridport	Description: Culvert replacement on Basin Harbor Road along the West Branch of the Dead Creek.								
YearAdded: 2021 Project Manager: Ande Deforge 802-595-6657	Comments:								

Agency of Transportation Multiyear Transportation Program

PROJECT INFORMATION	PHASE AND FUNDING	ESTIMATED TOTAL COST	ACTUAL EXPENDED THRU FY 2019	ESTIMATED CURRENT YEAR FY 2020	ESTIMATED BUDGET YEAR FY 2021	PROJECTED FY 2022	PROJECTED FY 2023	PROJECTED FY 2024	ESTIMATED COST TO COMPLETE
TRANSPORTATION ALTERNATIVES	PE	111,000	88,561	10,439	12,000	0	0	0	0
CASTLETON	ROW	14,300	8,878	3,922	1,500	0	0	0	0
STP EH10(4)	CONST	365,500	0	0	0	365,500	0	0	0
	OTHER	0	0	0	0	0	0	0	0
	TOTAL	490,800	97,439	14,361	13,500	365,500	0	0	0
Route: Project Midpoint	Description: CONSTRUCTION OF CONCRETE SIDEWALKS AND ADDITION OF CROSSWALKS ALONG MAIN (VT4A) AND VT30 IN CASTLETON.								
YearAdded: 2012 Project Manager: Jonathan Kaplan 802-498-4742	Comments:								
TRANSPORTATION ALTERNATIVES	PE	38,000	0	15,000	23,000	0	0	0	0
CASTLETON	ROW	0	0	0	0	0	0	0	0
TAP TA19(3)	CONST	0	0	0	0	0	0	0	0
	OTHER	0	0	0	0	0	0	0	0
	TOTAL	38,000	0	15,000	23,000	0	0	0	0
Route: 393 Staso Road	Description: Address stormwater issues								
YearAdded: 2021 Project Manager: Jonathan Kaplan 802-498-4742	Comments:								
TRANSPORTATION ALTERNATIVES	PE	75,000	66,386	6,479	2,135	0	0	0	0
CHESTER	ROW	15,000	0	15,000	0	0	0	0	0
TAP TA17(9)	CONST	675,000	0	0	0	675,000	0	0	0
	OTHER	0	0	0	0	0	0	0	0
	TOTAL	765,000	66,386	21,479	2,135	675,000	0	0	0
Route: Popple Dungeon Rd	Description: Replacement of an elliptical 11-ft. culvert (BR52) on TH10 (Popple Dungeon Rd.) with larger galvanized steel multiplate.								
YearAdded: 2019 Project Manager: Tina Bohl 802-793-1743	Comments:								

Agency of Transportation Multiyear Transportation Program

PROJECT INFORMATION	PHASE AND FUNDING	ESTIMATED TOTAL COST	ACTUAL EXPENDED THRU FY 2019	ESTIMATED CURRENT YEAR FY 2020	ESTIMATED BUDGET YEAR FY 2021	PROJECTED FY 2022	PROJECTED FY 2023	PROJECTED FY 2024	ESTIMATED COST TO COMPLETE
TRANSPORTATION ALTERNATIVES	PE	62,000	6,337	40,000	8,663	6,000	1,000	0	0
COLCHESTER	ROW	50,000	0	0	50,000	0	0	0	0
TAP TA18(1)	CONST	324,000	0	0	0	150,000	174,000	0	0
	OTHER	0	0	0	0	0	0	0	0
	TOTAL	436,000	6,337	40,000	58,663	156,000	175,000	0	0
Route: Shore Acres Dr.	Description: Design & construction of a variety of storm-water BMPs in the Moorings Stream Watershed.								
YearAdded: 2020 Project Manager: Thad Robertson 802-793-2395	Comments:								
TRANSPORTATION ALTERNATIVES	PE	13,000	0	5,000	4,000	4,000	0	0	0
DERBY	ROW	0	0	0	0	0	0	0	0
TAP TA19(1)	CONST	63,000	0	0	0	0	63,000	0	0
	OTHER	0	0	0	0	0	0	0	0
	TOTAL	76,000	0	5,000	4,000	4,000	63,000	0	0
Route: Town Garage	Description: Removal of existing roof and install of new dome type roof on salt shed.								
YearAdded: 2021 Project Manager: Thad Robertson 802-793-2395	Comments:								
TRANSPORTATION ALTERNATIVES	PE	115,000	0	15,000	100,000	0	0	0	0
DUXBURY	ROW	0	0	0	0	0	0	0	0
TAP TA19(6)	CONST	0	0	0	0	0	0	0	0
	OTHER	0	0	0	0	0	0	0	0
	TOTAL	115,000	0	15,000	100,000	0	0	0	0
Route: Camels Hump Rd.	Description: Study on potential reengineering of Camels Hump Road to mitigate erosion and flooding.								
YearAdded: 2021 Project Manager: Joel Perrigo 802-595-4933	Comments:								

Agency of Transportation Multiyear Transportation Program

PROJECT INFORMATION	PHASE AND FUNDING	ESTIMATED TOTAL COST	ACTUAL EXPENDED THRU FY 2019	ESTIMATED CURRENT YEAR FY 2020	ESTIMATED BUDGET YEAR FY 2021	PROJECTED FY 2022	PROJECTED FY 2023	PROJECTED FY 2024	ESTIMATED COST TO COMPLETE
TRANSPORTATION ALTERNATIVES	PE	150,000	80,906	45,000	24,094	0	0	0	0
EAST MONTPELIER	ROW	0	0	0	0	0	0	0	0
STP EH10(17)	CONST	315,000	0	0	315,000	0	0	0	0
	OTHER	0	0	0	0	0	0	0	0
	TOTAL	465,000	80,906	45,000	339,094	0	0	0	0
Route: US 2	Description: CONSTRUCTION OF A SHARED-USE PATH PARALLEL TO US2 IN EAST MONTPELIER, AS PART OF THE CROSS VERMONT TRAIL.								
YearAdded: 2012 Project Manager: Thad Robertson 802-793-2395	Comments:								
TRANSPORTATION ALTERNATIVES	PE	65,000	19,650	26,705	10,000	8,645	0	0	0
ENOSBURG	ROW	0	0	0	0	0	0	0	0
TAP TA17(7)	CONST	325,000	0	0	0	200,000	125,000	0	0
	OTHER	0	0	0	0	0	0	0	0
	TOTAL	390,000	19,650	26,705	10,000	208,645	125,000	0	0
Route: Town Garage	Description: Design & construction of a new municipal sand & salt shed at the town highway garage. STP MM19(12) supplements funding for this project and shares the same contract number.								
YearAdded: 2019 Project Manager: Thad Robertson 802-793-2395	Comments:								
TRANSPORTATION ALTERNATIVES	PE	115,000	33,813	71,187	10,000	0	0	0	0
ESSEX	ROW	35,000	23,118	11,882	0	0	0	0	0
TAP TA15(4)	CONST	217,770	0	0	217,770	0	0	0	0
	OTHER	0	0	0	0	0	0	0	0
	TOTAL	367,770	56,931	83,069	227,770	0	0	0	0
Route: Pinecrest Drive	Description: Design and construction of 1,550 feet of new sidewalk along Pinecrest Drive between Suffolk Lane and VT Route 2A in the Town of Essex.								
YearAdded: 2017 Project Manager: Ande Deforge 802-595-6657	Comments:								

Agency of Transportation Multiyear Transportation Program

PROJECT INFORMATION	PHASE AND FUNDING	ESTIMATED TOTAL COST	ACTUAL EXPENDED THRU FY 2019	ESTIMATED CURRENT YEAR FY 2020	ESTIMATED BUDGET YEAR FY 2021	PROJECTED FY 2022	PROJECTED FY 2023	PROJECTED FY 2024	ESTIMATED COST TO COMPLETE
TRANSPORTATION ALTERNATIVES	PE	100,000	36,461	34,184	18,000	11,355	0	0	0
ESSEX	ROW	5,000	0	0	5,000	0	0	0	0
TAP TA18(2)	CONST	252,000	0	0	0	27,000	225,000	0	0
	OTHER	0	0	0	0	0	0	0	0
	TOTAL	357,000	36,461	34,184	23,000	38,355	225,000	0	0
Route: Sage Circle	Description: Retrofit of 3 cul-de-sacs with infiltration systems and stabilized outfalls								
YearAdded: 2020 Project Manager: Tina Bohl 802-793-1743	Comments:								
TRANSPORTATION ALTERNATIVES	PE	75,000	56,836	10,000	8,164	0	0	0	0
ESSEX JUNCTION	ROW	20,000	2,107	17,893	0	0	0	0	0
TAP TA16(7)	CONST	110,000	0	30,000	80,000	0	0	0	0
	OTHER	0	0	0	0	0	0	0	0
	TOTAL	205,000	58,943	57,893	88,164	0	0	0	0
Route: TAP TA16(7)	Description: Design and construction of a gravel wetland near Brickyard Rd and Mansfield Ave in Essex Junction.								
YearAdded: 2018 Project Manager: Thad Robertson 802-793-2395	Comments:								
TRANSPORTATION ALTERNATIVES	PE	85,000	52,534	32,466	0	0	0	0	0
ESSEX TOWN	ROW	0	0	0	0	0	0	0	0
TAP TA16(5)	CONST	215,000	0	30,000	185,000	0	0	0	0
	OTHER	0	0	0	0	0	0	0	0
	TOTAL	300,000	52,534	62,466	185,000	0	0	0	0
Route: Sydney Dr. Detention Pond Retrofit	Description: Design and construction of detention pond retrofit near Sydney Dr. in Essex Town.								
YearAdded: 2018 Project Manager: Thad Robertson 802-793-2395	Comments:								

Agency of Transportation Multiyear Transportation Program

PROJECT INFORMATION	PHASE AND FUNDING	ESTIMATED TOTAL COST	ACTUAL EXPENDED THRU FY 2019	ESTIMATED CURRENT YEAR FY 2020	ESTIMATED BUDGET YEAR FY 2021	PROJECTED FY 2022	PROJECTED FY 2023	PROJECTED FY 2024	ESTIMATED COST TO COMPLETE
TRANSPORTATION ALTERNATIVES	PE	24,000	0	6,000	8,000	10,000	0	0	0
FAIR HAVEN	ROW	0	0	0	0	0	0	0	0
TAP TA19(4)	CONST	182,000	0	0	0	32,000	150,000	0	0
	OTHER	0	0	0	0	0	0	0	0
	TOTAL	206,000	0	6,000	8,000	42,000	150,000	0	0
Route: New Salt Shed	Description: The project intends to replace the existing 15' X 30' wooden salt shed with a 75 'X 80' dome-style fabric roofed building with cement blocks stacked and used for walls.								
YearAdded: 2021 Project Manager: Ross Gouin 802-595-2381	Comments:								
TRANSPORTATION ALTERNATIVES	PE	53,000	0	10,000	29,000	14,000	0	0	0
FRANKLIN	ROW	6,000	0	0	3,000	3,000	0	0	0
TAP TA19(8)	CONST	254,200	0	0	0	0	15,000	239,200	0
	OTHER	0	0	0	0	0	0	0	0
	TOTAL	313,200	0	10,000	32,000	17,000	15,000	239,200	0
Route: Pidgeon Hill Road	Description: Replace and realign failed 5' concrete pipe with a 15' x 10' metal pipe arch.								
YearAdded: 2021 Project Manager: Jonathan Kaplan 802-498-4742	Comments:								
TRANSPORTATION ALTERNATIVES	PE	30,000	0	2,500	8,000	8,000	8,000	3,500	0
GRANVILLE	ROW	10,000	0	0	0	5,000	5,000	0	0
TAP TA19(5)	CONST	151,895	0	0	0	0	0	25,000	126,895
	OTHER	0	0	0	0	0	0	0	0
	TOTAL	191,895	0	2,500	8,000	13,000	13,000	28,500	126,895
Route: Town Line Road	Description: Replace 4ft x 30ft metal pipe w/ 5ft x 12ft x 45ft concrete box culvert								
YearAdded: 2021 Project Manager: Joel Perrigo 802-595-4933	Comments:								

Agency of Transportation Multiyear Transportation Program

PROJECT INFORMATION	PHASE AND FUNDING	ESTIMATED TOTAL COST	ACTUAL EXPENDED THRU FY 2019	ESTIMATED CURRENT YEAR FY 2020	ESTIMATED BUDGET YEAR FY 2021	PROJECTED FY 2022	PROJECTED FY 2023	PROJECTED FY 2024	ESTIMATED COST TO COMPLETE
TRANSPORTATION ALTERNATIVES	PE	117,200	106,775	10,425	0	0	0	0	0
HARTFORD	ROW	22,000	19,419	2,580	0	0	0	0	0
STP EH09(15)	CONST	224,000	0	40,000	184,000	0	0	0	0
	OTHER	0	0	0	0	0	0	0	0
	TOTAL	363,200	126,195	53,005	184,000	0	0	0	0
Route: Midpoint	Description: Design and construction of approximately 2700 feet of sidewalk and appurtenances along Sykes Mountain Ave. in Hartford.								
YearAdded: 2012 Project Manager: Tina Bohl 802-793-1743	Comments:								
TRANSPORTATION ALTERNATIVES	PE	46,500	39,122	7,378	0	0	0	0	0
HARTFORD	ROW	30,137	30,129	8	0	0	0	0	0
STP EH10(18)	CONST	301,750	0	60,000	241,750	0	0	0	0
	OTHER	0	0	0	0	0	0	0	0
	TOTAL	378,387	69,251	67,386	241,750	0	0	0	0
Route: US-5	Description: DESIGN AND CONSTRUCTION OF APPROX. 2000 FEET OF SIDEWALK, BIKELANES AND APPURTENANCES, ALONG US5 IN HARTFORD.								
YearAdded: 2012 Project Manager: Ross Gouin 802-595-2381	Comments:								
TRANSPORTATION ALTERNATIVES	PE	0	0	0	0	0	0	0	0
HARTFORD	ROW	0	0	0	0	0	0	0	0
TAP TA17(12)	CONST	93,744	0	0	93,744	0	0	0	0
	OTHER	0	0	0	0	0	0	0	0
	TOTAL	93,744	0	0	93,744	0	0	0	0
Route: Maj-0325	Description: Design and construction of sidewalks, bike lanes, related drainage changes and retaining walls, minor landscaping and appurtences.								
YearAdded: 2019 Project Manager: Tina Bohl 802-793-1743	Comments:								

Agency of Transportation Multiyear Transportation Program

PROJECT INFORMATION	PHASE AND FUNDING	ESTIMATED TOTAL COST	ACTUAL EXPENDED THRU FY 2019	ESTIMATED CURRENT YEAR FY 2020	ESTIMATED BUDGET YEAR FY 2021	PROJECTED FY 2022	PROJECTED FY 2023	PROJECTED FY 2024	ESTIMATED COST TO COMPLETE
TRANSPORTATION ALTERNATIVES	PE	47,000	20,463	15,000	10,000	1,537	0	0	0
HYDE PARK	ROW	13,000	0	13,000	0	0	0	0	0
STP EH05(37)	CONST	320,000	0	0	0	20,000	300,000	0	0
	OTHER	0	0	0	0	0	0	0	0
	TOTAL	380,000	20,463	28,000	10,000	21,537	300,000	0	0
Route: Johnson St.	Description: INSTALL ADA-COMPLIANT SIDEWALKS, CROSSINGS, AND REALIGN THE JOHNSON STREET EXTENSION/WEST MAIN STREET INTERSECTION IN HYDE PARK.								
YearAdded: 2015 Project Manager: Thad Robertson 802-793-2395	Comments:								
TRANSPORTATION ALTERNATIVES	PE	75,000	43,859	10,141	15,000	6,000	0	0	0
JERICHO	ROW	15,000	0	5,000	10,000	0	0	0	0
TAP TA17(1)	CONST	260,000	0	0	0	150,000	110,000	0	0
	OTHER	0	0	0	0	0	0	0	0
	TOTAL	350,000	43,859	15,141	25,000	156,000	110,000	0	0
Route: VT-15	Description: Design and Construct 1000-ft. of sidewalk, installation of 2 crosswalks with RRFB's & mountable splitter islands at VT 15 & Lee River Rd intersection.								
YearAdded: 2019 Project Manager: Tina Bohl 802-793-1743	Comments:								
TRANSPORTATION ALTERNATIVES	PE	18,000	562	17,438	0	0	0	0	0
MIDDLETOWN SPRINGS	ROW	0	0	0	0	0	0	0	0
TAP TA19(7)	CONST	0	0	0	0	0	0	0	0
	OTHER	0	0	0	0	0	0	0	0
	TOTAL	18,000	562	17,438	0	0	0	0	0
Route: 577 West Street	Description: A scoping study to determine if a Town-owned parcel on RT 140 is a viable location for a new Town Garage, Salt Shed and Transfer Station.								
YearAdded: 2021 Project Manager: Scott Gurley 802-498-8874	Comments:								

Agency of Transportation Multiyear Transportation Program

PROJECT INFORMATION	PHASE AND FUNDING	ESTIMATED TOTAL COST	ACTUAL EXPENDED THRU FY 2019	ESTIMATED CURRENT YEAR FY 2020	ESTIMATED BUDGET YEAR FY 2021	PROJECTED FY 2022	PROJECTED FY 2023	PROJECTED FY 2024	ESTIMATED COST TO COMPLETE
TRANSPORTATION ALTERNATIVES	PE	90,000	0	30,000	30,000	20,000	10,000	0	0
MONTGOMERY	ROW	15,000	0	0	0	5,000	10,000	0	0
TAP TA19(2)	CONST	300,000	0	0	0	0	0	300,000	0
	OTHER	0	0	0	0	0	0	0	0
	TOTAL	405,000	0	30,000	30,000	25,000	20,000	300,000	0
Route: Trout River Stream Bank	Description: Trout River bank stabilization at Longley Bridge Road.								
YearAdded: 2021 Project Manager: Tina Bohl 802-793-1743	Comments:								
TRANSPORTATION ALTERNATIVES	PE	30,000	3,832	18,400	5,232	2,536	0	0	0
NEWFANE	ROW	1,000	0	700	300	0	0	0	0
TAP TA18(5)	CONST	180,000	0	0	0	70,000	110,000	0	0
	OTHER	0	0	0	0	0	0	0	0
	TOTAL	211,000	3,832	19,100	5,532	72,536	110,000	0	0
Route: Depot Road	Description: Replacement of an existing 24" CMP culvert with a new 6' tall by 8' wide concrete box culvert, cutoff walls, wing walls, channel and streambank restoration, reconstruction of the roadway, guardrail and incidental items as required.								
YearAdded: 2020 Project Manager: Jonathan Kaplan 802-498-4742	Comments:								
TRANSPORTATION ALTERNATIVES	PE	70,000	1,101	18,899	35,000	15,000	0	0	0
NORWICH	ROW	0	0	0	0	0	0	0	0
TAP TA19(12)	CONST	293,615	0	0	0	100,000	193,615	0	0
	OTHER	0	0	0	0	0	0	0	0
	TOTAL	363,615	1,101	18,899	35,000	115,000	193,615	0	0
Route: Tigertown Road	Description: Replacement of two under-sized culverts on Tigertown Road.								
YearAdded: 2021 Project Manager: Scott Gurley 802-498-8874	Comments:								

Agency of Transportation Multiyear Transportation Program

PROJECT INFORMATION	PHASE AND FUNDING	ESTIMATED TOTAL COST	ACTUAL EXPENDED THRU FY 2019	ESTIMATED CURRENT YEAR FY 2020	ESTIMATED BUDGET YEAR FY 2021	PROJECTED FY 2022	PROJECTED FY 2023	PROJECTED FY 2024	ESTIMATED COST TO COMPLETE
TRANSPORTATION ALTERNATIVES	PE	0	0	0	0	0	0	0	0
PITTSFORD	ROW	0	0	0	0	0	0	0	0
TAP TA19(10)	CONST	236,865	0	0	236,865	0	0	0	0
	OTHER	0	0	0	0	0	0	0	0
	TOTAL	236,865	0	0	236,865	0	0	0	0
Route: Town Site	Description: Additional funding for sand and salt shed project STP MM18(13).								
YearAdded: 2021 Project Manager: Tina Bohl 802-793-1743	Comments:								
TRANSPORTATION ALTERNATIVES	PE	0	0	0	0	0	0	0	0
RUTLAND CITY	ROW	0	0	0	0	0	0	0	0
TAP TA17(12)	CONST	100,000	0	0	0	0	0	100,000	0
	OTHER	0	0	0	0	0	0	0	0
	TOTAL	100,000	0	0	0	0	0	100,000	0
Route: Segment 3	Description: Design and construction of segment 3 of the Rutland Creek Path from Monsignor Park across East Creek. Construction will include a shared-use path and a pedestrian bridge. (Combined with Rutland City BP14(24)).								
YearAdded: 2021 Project Manager: Thad Robertson 802-793-2395	Comments:								
TRANSPORTATION ALTERNATIVES	PE	11,048	11,048	0	0	0	0	0	0
SHELBURNE	ROW	0	0	0	0	0	0	0	0
TAP TA16(6)	CONST	118,750	823	533	117,394	0	0	0	0
	OTHER	0	0	0	0	0	0	0	0
	TOTAL	129,798	11,871	533	117,394	0	0	0	0
Route: TAP TA16(6)	Description: Design and construction of a gravel wetland near Nesti Dr and US 7 in Shelburne and South Burlington.								
YearAdded: 2018 Project Manager: Joel Perrigo 802-595-4933	Comments:								

Agency of Transportation Multiyear Transportation Program

PROJECT INFORMATION	PHASE AND FUNDING	ESTIMATED TOTAL COST	ACTUAL EXPENDED THRU FY 2019	ESTIMATED CURRENT YEAR FY 2020	ESTIMATED BUDGET YEAR FY 2021	PROJECTED FY 2022	PROJECTED FY 2023	PROJECTED FY 2024	ESTIMATED COST TO COMPLETE
TRANSPORTATION ALTERNATIVES	PE	14,580	4,535	7,045	3,000	0	0	0	0
SOUTH BURLINGTON	ROW	0	0	0	0	0	0	0	0
TAP TA18(6)	CONST	252,000	0	0	200,000	52,000	0	0	0
	OTHER	0	0	0	0	0	0	0	0
	TOTAL	266,580	4,535	7,045	203,000	52,000	0	0	0
Route: TH-68	Description: Construction of subsurface stormwater infiltration and detention system.								
YearAdded: 2020 Project Manager: Joel Perrigo 802-595-4933	Comments:								
TRANSPORTATION ALTERNATIVES	PE	50,519	3,030	30,000	12,000	5,489	0	0	0
SOUTH BURLINGTON	ROW	0	0	0	0	0	0	0	0
TAP TA18(7)	CONST	315,000	0	0	0	200,000	115,000	0	0
	OTHER	0	0	0	0	0	0	0	0
	TOTAL	365,519	3,030	30,000	12,000	205,489	115,000	0	0
Route: TH-8	Description: Construction and expansion of existing stormwater pond and drainage infrastructure.								
YearAdded: 2020 Project Manager: Joel Perrigo 802-595-4933	Comments:								
TRANSPORTATION ALTERNATIVES	PE	90,000	53,307	32,000	4,693	0	0	0	0
ST. ALBANS CITY	ROW	15,000	0	2,500	12,500	0	0	0	0
TAP TA15(3)	CONST	305,000	0	0	100,000	205,000	0	0	0
	OTHER	0	0	0	0	0	0	0	0
	TOTAL	410,000	53,307	34,500	117,193	205,000	0	0	0
Route: Kingman Street	Description: Reconstruct approximately 460' of sidewalks and add street lighting, crosswalks, signage, and incidentals.								
YearAdded: 2017 Project Manager: Ross Gouin 802-595-2381	Comments:								

Agency of Transportation Multiyear Transportation Program

PROJECT INFORMATION	PHASE AND FUNDING	ESTIMATED TOTAL COST	ACTUAL EXPENDED THRU FY 2019	ESTIMATED CURRENT YEAR FY 2020	ESTIMATED BUDGET YEAR FY 2021	PROJECTED FY 2022	PROJECTED FY 2023	PROJECTED FY 2024	ESTIMATED COST TO COMPLETE
TRANSPORTATION ALTERNATIVES	PE	64,000	58,611	5,389	0	0	0	0	0
ST. JOHNSBURY	ROW	0	0	0	0	0	0	0	0
TAP TA16(2)	CONST	173,000	944	80,000	92,056	0	0	0	0
	OTHER	0	0	0	0	0	0	0	0
	TOTAL	237,000	59,555	85,389	92,056	0	0	0	0
Route: Center Point	Description: Bicycle and pedestrian safety improvements along Railroad St. and Main St. including bike lanes along Railroad St. (US Rte.5) and pedestrian crossing improvements for Main St.								
YearAdded: 2018 Project Manager: Thad Robertson 802-793-2395	Comments:								
TRANSPORTATION ALTERNATIVES	PE	2,800,000	0	0	150,000	450,000	550,000	550,000	1,100,000
STATEWIDE	ROW	350,000	0	0	0	50,000	75,000	75,000	150,000
	CONST	6,950,000	0	0	0	0	1,000,000	1,700,000	4,250,000
	OTHER	0	0	0	0	0	0	0	0
	TOTAL	10,100,000	0	0	150,000	500,000	1,625,000	2,325,000	5,500,000
Route:	Description: New Project Awards								
YearAdded: 2017 Project Manager: Susan Scribner 802-279-9519	Comments:								
TRANSPORTATION ALTERNATIVES	PE	85,871	85,871	0	0	0	0	0	0
THETFORD	ROW	51,783	51,783	0	0	0	0	0	0
STP EH09(10)	CONST	230,000	2,188	100,000	127,812	0	0	0	0
	OTHER	0	0	0	0	0	0	0	0
	TOTAL	367,654	139,842	100,000	127,812	0	0	0	0
Route: VT-113	Description: PEDESTRIAN IMPROVEMENTS AND TRAFFIC CALMING ALONG VT113 IN THETFORD HILL VILLAGE.								
YearAdded: 2010 Project Manager: Joel Perrigo 802-595-4933	Comments:								

Agency of Transportation Multiyear Transportation Program

PROJECT INFORMATION	PHASE AND FUNDING	ESTIMATED TOTAL COST	ACTUAL EXPENDED THRU FY 2019	ESTIMATED CURRENT YEAR FY 2020	ESTIMATED BUDGET YEAR FY 2021	PROJECTED FY 2022	PROJECTED FY 2023	PROJECTED FY 2024	ESTIMATED COST TO COMPLETE
TRANSPORTATION ALTERNATIVES	PE	75,000	0	35,000	15,000	15,000	5,000	5,000	0
VERGENNES	ROW	0	0	0	0	0	0	0	0
TAP TA19(9)	CONST	270,000	0	0	0	0	0	120,000	150,000
	OTHER	0	0	0	0	0	0	0	0
	TOTAL	345,000	0	35,000	15,000	15,000	5,000	125,000	150,000
Route: Public Works Site	Description: Design and construction of new salt storage shed								
YearAdded: 2021 Project Manager: Tina Bohl 802-793-1743	Comments:								
TRANSPORTATION ALTERNATIVES	PE	113,000	70,877	15,000	15,000	12,123	0	0	0
WARREN	ROW	5,000	0	4,000	1,000	0	0	0	0
STP EH12(4)	CONST	295,000	0	0	0	255,000	40,000	0	0
	OTHER	0	0	0	0	0	0	0	0
	TOTAL	413,000	70,877	19,000	16,000	267,123	40,000	0	0
Route: Maj-0188	Description: RESTORATION OF THE HISTORIC 1880 COVERED BRIDGE NO. 6 OVER THE MAD RIVER IN WARREN, INCLUDING REPLACEMENT OF WESTERN WINGWALLS, RE-LEVEL BRIDGE, AND ASSOCIATED WORK.								
YearAdded: 2014 Project Manager: Jonathan Kaplan 802-498-4742	Comments:								
TRANSPORTATION ALTERNATIVES	PE	70,000	42,237	20,286	7,477	0	0	0	0
WILMINGTON	ROW	5,000	621	4,379	0	0	0	0	0
TAP TA16(4)	CONST	310,000	0	0	100,000	210,000	0	0	0
	OTHER	0	0	0	0	0	0	0	0
	TOTAL	385,000	42,858	24,665	107,477	210,000	0	0	0
Route: VT-9	Description: Design and construction of a sidewalk on East Main Street, including lighting, retaining walls and crosswalks.								
YearAdded: 2018 Project Manager: Scott Gurley 802-498-8874	Comments:								

Agency of Transportation Multiyear Transportation Program

PROJECT INFORMATION	PHASE AND FUNDING	ESTIMATED TOTAL COST	ACTUAL EXPENDED THRU FY 2019	ESTIMATED CURRENT YEAR FY 2020	ESTIMATED BUDGET YEAR FY 2021	PROJECTED FY 2022	PROJECTED FY 2023	PROJECTED FY 2024	ESTIMATED COST TO COMPLETE
TRANSPORTATION ALTERNATIVES WINOOSKI TAP TA17(2)	PE	5,000	1,639	2,500	861	0	0	0	0
	ROW	2,500	0	1,250	1,250	0	0	0	0
	CONST	362,000	0	0	250,000	112,000	0	0	0
	OTHER	0	0	0	0	0	0	0	0
	TOTAL	369,500	1,639	3,750	252,111	112,000	0	0	0
Route: Centerpoint YearAdded: 2019 Project Manager: Ross Gouin 802-595-2381	Description: Construct enhanced crosswalk treatments, including pedestrian activated rectangular rapid flashing beacons, bulb-outs, and associated features at five locations along the gateways to the City of Winooski.								
	Comments:								

**Susan Scribner, Bureau Director
Municipal Assistance Bureau
Multi-Modal Facilities**

Phone - (802) 279-9519

E-mail - sue.scribner@vermont.gov

Agency of Transportation

Multi-Modal Facilities

Fiscal Year 2021 Appropriation

DeptID: 8100001100

No projects planned for FY2021.

**Wayne Symonds, Division Director
Highways Division**

Phone - (802) 279-8745

E-mail - wayne.symonds@vermont.gov

Agency of Transportation

Program Development

Fiscal Year 2021 Appropriation Summary by Major Object

DeptID: 8100001100

MAJOR OBJECT	FY19 Actuals	FY20 Appropriated	FY20 Estimated Expenditure	FY21 Request	FY22 Projected	FY23 Projected	FY24 Projected
Personal Services	13,620,579	16,194,917	16,194,917	14,330,018	14,688,268	15,055,475	15,431,862
Operating Expenses	8,337,698	7,077,564	7,077,564	9,825,225	10,070,856	10,322,627	10,580,693
Grants	1,226,964	845,000	845,000	500,000	512,500	525,313	538,445
Total	23,185,241	24,117,481	24,117,481	24,655,243	25,271,624	25,903,415	26,551,000
Transportation Fund	18,604,841	17,695,893	17,695,893	18,425,445	18,886,081	19,358,233	19,842,189
Federal Revenue Fund	4,389,306	6,229,798	6,229,798	6,229,798	6,385,543	6,545,182	6,708,811
Inter Unit Fund	191,094	191,790	191,790	0	0	0	0
Total	23,185,241	24,117,481	24,117,481	24,655,243	25,271,624	25,903,415	26,551,000

**Chris Cole, Commissioner
Buildings & General Services**

Phone - (802) 828-3314

E-mail - chris.cole@vermont.gov

**Sue Scribner, Bureau Director
Municipal Assistance Bureau
Rest Areas**

Phone - (802) 279-9519

E-mail - sue.scribner@vermont.gov



Rest Areas

There are more than 40 rest areas across Vermont, including parking areas, scenic turnouts, weigh stations, and welcome centers.

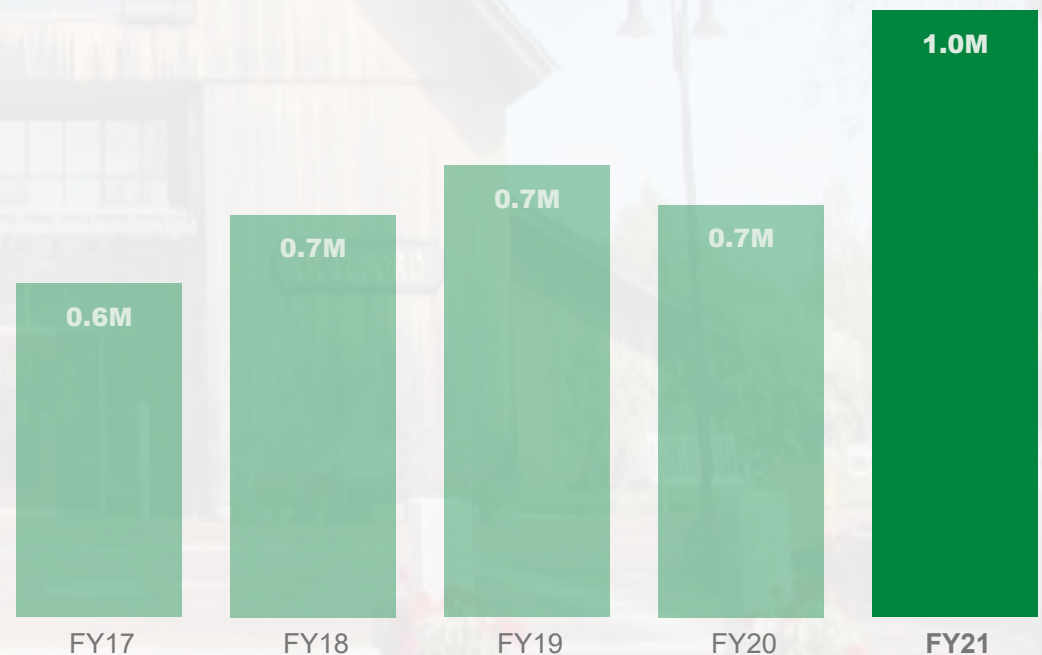
The Rest Areas Program is funded at approximately **\$1 million in FY21** and will deliver preservation, preventative maintenance, and repair projects at State rest areas. This funding does not cover operating costs; these expenditures are covered by Buildings & General Services (BGS).

**5 Welcome
Centers**

**10 Rest Areas
with Facilities**

**18 Parking
Areas**

Spending by Fiscal Year (\$, Millions)



Did you know?



VTrans is responsible for snow removal and pavement maintenance at all State rest areas.



BGS is responsible for daily building operations and maintenance.



FY 2021 GOVERNOR'S RECOMMEND - TRANSPORTATION PROGRAM

	Total Appropriation	\$101,000	\$0	\$909,000	\$0	\$1,010,000
--	---------------------	-----------	-----	-----------	-----	-------------

REST AREAS

	Estimated Budget Year FY 2021	Projected FY 2022	Projected FY 2023	Projected FY 2024
PE	\$410,000	\$135,000	\$200,000	\$200,000
ROW	\$0	\$0	\$0	\$0
CONST	\$600,000	\$1,700,000	\$1,200,000	\$1,200,000
OTHER	\$0	\$0	\$0	\$0
TOTAL	\$1,010,000	\$1,835,000	\$1,400,000	\$1,400,000

Agency of Transportation Multiyear Transportation Program

PROJECT INFORMATION	PHASE AND FUNDING	ESTIMATED TOTAL COST	ACTUAL EXPENDED THRU FY 2019	ESTIMATED CURRENT YEAR FY 2020	ESTIMATED BUDGET YEAR FY 2021	PROJECTED FY 2022	PROJECTED FY 2023	PROJECTED FY 2024	ESTIMATED COST TO COMPLETE
REST AREAS	PE	150,000	0	50,000	75,000	25,000	0	0	0
DERBY	ROW	0	0	0	0	0	0	0	0
IM 091-3()	CONST	900,000	0	0	0	900,000	0	0	0
	OTHER	0	0	0	0	0	0	0	0
	TOTAL	1,050,000	0	50,000	75,000	925,000	0	0	0
Route: I-91	Description: Rehabilitation of I-91 rest area.								
YearAdded: 2016 Project Manager: Tina Bohl 802-793-1743	Comments:								
REST AREAS	PE	75,000	0	5,000	60,000	10,000	0	0	0
SHARON	ROW	0	0	0	0	0	0	0	0
IM 089-1(68)	CONST	500,000	0	0	0	500,000	0	0	0
	OTHER	0	0	0	0	0	0	0	0
	TOTAL	575,000	0	5,000	60,000	510,000	0	0	0
Route: I-89	Description: Resurfacing the parking lot including entrance and exit ramps at Welcome Center in Sharon on I-89 NB.								
YearAdded: 2021 Project Manager: Tina Bohl 802-793-1743	Comments:								
REST AREAS	PE	575,000	0	0	225,000	50,000	150,000	150,000	0
STATEWIDE	ROW	0	0	0	0	0	0	0	0
	CONST	2,400,000	0	0	600,000	0	900,000	900,000	0
	OTHER	10,100,000	0	0	0	0	0	0	10,100,000
	TOTAL	13,075,000	0	0	825,000	50,000	1,050,000	1,050,000	10,100,000
Route: REST AREAS	Description: PROJECT IS FOR THE AGENCY'S ESTIMATED EXPENDITURES ON TRANSPORTATION - REST AREA MAJOR MAINTENANCE PROJECTS ON WHICH VTRANS/BGS ARE CURRENTLY PERFORMING A STATEWIDE ANALYSIS/PRIORITIZATION TO IDENTIFY FUTURE PROJECTS.								
YearAdded: 2007 Project Manager: Tina Bohl 802-793-1743	Comments:								

Agency of Transportation Multiyear Transportation Program

PROJECT INFORMATION	PHASE AND FUNDING	ESTIMATED TOTAL COST	ACTUAL EXPENDED THRU FY 2019	ESTIMATED CURRENT YEAR FY 2020	ESTIMATED BUDGET YEAR FY 2021	PROJECTED FY 2022	PROJECTED FY 2023	PROJECTED FY 2024	ESTIMATED COST TO COMPLETE
REST AREAS	PE	200,000	0	0	50,000	50,000	50,000	50,000	0
STATEWIDE	ROW	0	0	0	0	0	0	0	0
REST()	CONST	1,400,000	0	0	0	300,000	300,000	300,000	500,000
	OTHER	0	0	0	0	0	0	0	0
	TOTAL	1,600,000	0	0	50,000	350,000	350,000	350,000	500,000
Route:	Description: Statewide paving and associated work in rest areas.								
YearAdded: 2018 Project Manager: Tina Bohl 802-793-1743	Comments:								

**Michele Boomhower, Division Director
Policy, Planning & Intermodal Development**

Phone - (802) 505-3480

E-mail - michele.boomhower@vermont.gov

Agency of Transportation

Policy & Planning

Fiscal Year 2021 Appropriation Summary by Major Object

DeptID: **8100002200**

MAJOR OBJECT	FY19 Actuals	FY20 Appropriated	FY20 Estimated Expenditure	FY21 Request	FY22 Projected	FY23 Projected	FY24 Projected
Personal Services	4,114,011	4,274,546	4,274,546	4,227,395	4,333,080	4,441,407	4,552,442
Operating Expenses	754,549	902,092	902,092	1,000,651	1,025,667	1,051,309	1,077,592
Grants	5,515,615	6,015,583	6,015,583	6,358,650	6,517,616	6,680,557	6,847,571
Total	10,384,175	11,192,221	11,192,221	11,586,696	11,876,363	12,173,272	12,477,604
Transportation Fund	2,818,463	2,921,480	2,921,480	3,039,596	3,115,586	3,193,476	3,273,312
Federal Revenue Fund	7,509,560	8,238,741	8,238,741	8,529,250	8,742,481	8,961,043	9,185,069
Interdepart, Transfer	56,152	32,000	32,000	17,850	18,296	18,754	19,222
Total	10,384,175	11,192,221	11,192,221	11,586,696	11,876,363	12,173,272	12,477,604

**Todd Law, Bureau Director
Maintenance Bureau**

Phone - (802) 828-7260

E-mail - todd.law@vermont.gov



Maintenance

The Agency remains committed to a well-maintained highway network as it supports Vermont's economy, minimizes costs to taxpayers, and provides mobility for all of the State's residents and visitors.

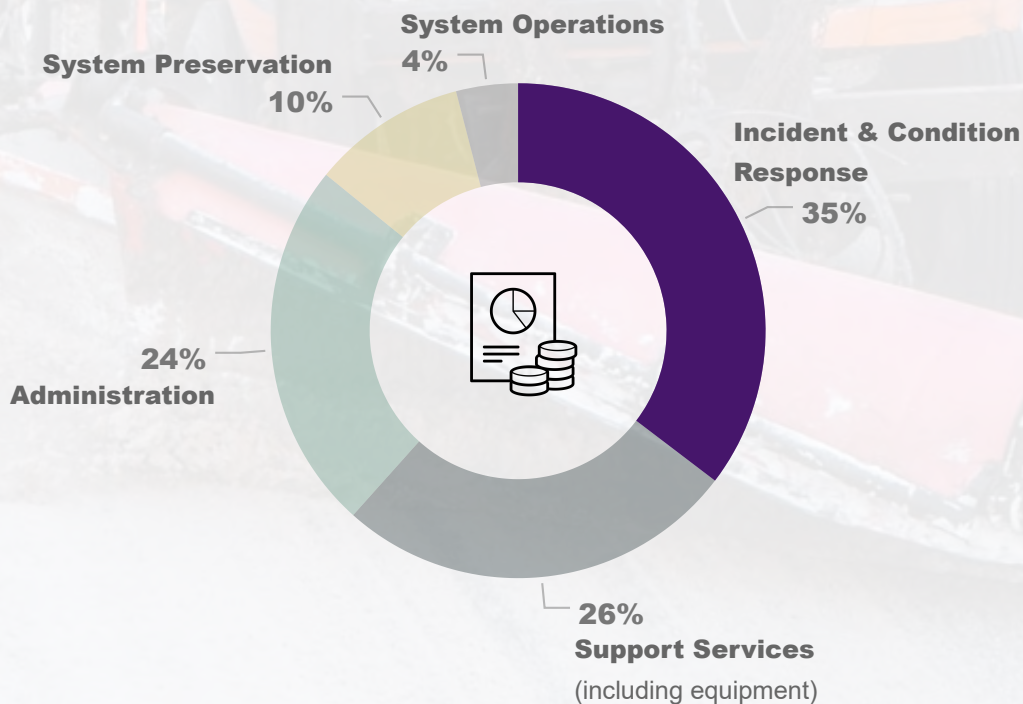
The Maintenance Program is funded at approximately **\$99 million in FY21**. Those funds support snow and ice control, emergency response, and basic maintenance and operations activities to preserve asset condition, while increasing the safety and resilience of the State's roadway network.

545k Hours & 2.56M Miles of Winter Maintenance (FY19)

209k Tons of Salt Applied (FY19)

396 Tons of Litter Picked (FY19)

Maintenance Cost Breakdown



Spending by Fiscal Year (\$, Millions)





Agency of Transportation

Maintenance

Fiscal Year 2021 Appropriation Summary by Major Object

DeptID: 8100002000

MAJOR OBJECT	FY19 Actuals	FY20 Appropriated	FY20 Estimated Expenditure	FY21 Request	FY22 Projected	FY23 Projected	FY24 Projected
Personal Services	45,370,872	45,218,248	45,218,248	45,757,089	46,901,016	48,073,542	49,275,380
Operating Expenses	48,664,398	48,430,691	48,430,691	52,896,134	54,218,537	55,574,001	56,963,351
Grants	202,925	365,000	365,000	240,200	246,205	252,360	258,669
Total	94,238,195	94,013,939	94,013,939	98,893,423	101,365,759	103,899,903	106,497,400
Transportation Fund	91,946,922	91,136,152	91,136,152	96,415,636	98,826,027	101,296,678	103,829,095
Federal Revenue Fund	1,960,021	2,777,787	2,777,787	2,377,787	2,437,232	2,498,162	2,560,617
Interdepart. Transfer	331,252	100,000	100,000	100,000	102,500	105,063	107,689
Total	94,238,195	94,013,939	94,013,939	98,893,423	101,365,759	103,899,903	106,497,400

Ross MacDonald, Public Transit Administrator

Phone - (802) 522-7120

E-mail - ross.macdonald@vermont.gov

<div>Public Transit</div> <div>FY 2021 GOVERNOR'S RECOMMEND - TRANSPORTATION PROGRAM</div>											
PROJECT	DESCRIPTION	OTHER	PE	ROW	CONST	TOTAL	T FUND	FEDERAL	LOCAL/OTHER	InterDept	TOTAL
ADMINISTRATIVE SUPPORT	PUBLIC TRANSIT ADMIN SUPPORT	\$754,563				\$754,563	\$68,247	\$686,316	\$0	\$0	\$754,563
CAPITAL - GENERAL PUBLIC	PUBLIC TRANSIT OPER. ASSIST.	\$10,580,468				\$10,580,468	\$824,907	\$9,755,561	\$0	\$0	\$10,580,468
CAPITAL ASSISTANCE - E&D	BUSES, VANS, MISC. EQUIPMENT	\$625,000				\$625,000	\$125,000	\$500,000	\$0	\$0	\$625,000
CAPITAL ASSISTANCE - FACILITY DEV.	FACILITY DEVELOPMENT	\$800,000				\$800,000	\$50,000	\$750,000	\$0	\$0	\$800,000
Capital Commuters	Capital Commuters	\$100,000				\$100,000	\$100,000	\$0	\$0	\$0	\$100,000
CMAQ EXPANSIONS	PUBLIC TRANSIT ADMIN. SUPPORT	\$2,305,000				\$2,305,000	\$305,000	\$2,000,000	\$0	\$0	\$2,305,000
ELDERS & PERSONS WITH DISABILITIES	PURCHASE ONE BUS	\$4,102,000				\$4,102,000	\$102,000	\$4,000,000	\$0	\$0	\$4,102,000
Expanded Barre Transit	Expand service	\$275,000				\$275,000	\$55,000	\$220,000	\$0	\$0	\$275,000
GO VERMONT STPG GOVT(20)	Go Vermont Program						\$0	\$0	\$0	\$0	
GO! VERMONT STPG GOVT()	ENCOURAGE CAR AND VANPOOL USE	\$858,434				\$858,434	\$60,000	\$798,434	\$0	\$0	\$858,434
MAINTENANCE ASSISTANCE	RURAL PREVENTIVE MAINTENANCE	\$2,713,684				\$2,713,684	\$0	\$2,713,684	\$0	\$0	\$2,713,684
Opioid Treatment Pilot	Opioid treatment pilot	\$160,000				\$160,000	\$40,000	\$80,000	\$0	\$40,000	\$160,000
PLANNING FTA	FUTURE PROJECT D&E	\$145,200				\$145,200	\$28,000	\$117,200	\$0	\$0	\$145,200
RESERVE ASSISTANCE	TECHNICAL ASSISTANCE	\$200,000				\$200,000	\$40,000	\$160,000	\$0	\$0	\$200,000
RTAP	OPERATIONS/ MAINT. COSTS FY2000	\$110,000				\$110,000	\$0	\$110,000	\$0	\$0	\$110,000
RURAL TRANS ADMINISTRATIVE	PUBLIC TRANSIT OPER. ASSIST.	\$3,007,069				\$3,007,069	\$0	\$3,007,069	\$0	\$0	\$3,007,069

FY 2021 GOVERNOR'S RECOMMEND - TRANSPORTATION PROGRAM

Appropriation excludes \$3M of FTA funds passed through directly to Green Mountain Transit.

PUBLIC TRANSIT

	Estimated Budget Year FY 2021	Projected FY 2022	Projected FY 2023	Projected FY 2024
PE	\$0	\$0	\$0	\$0
ROW	\$0	(\$10)	\$0	\$0
CONST	\$0	\$0	\$0	\$0
OTHER	\$39,852,845	\$29,170,024	\$29,227,074	\$29,419,024
TOTAL	\$39,852,845	\$29,170,014	\$29,227,074	\$29,419,024

Agency of Transportation Multiyear Transportation Program

PROJECT INFORMATION	PHASE AND FUNDING	ESTIMATED TOTAL COST	ACTUAL EXPENDED THRU FY 2019	ESTIMATED CURRENT YEAR FY 2020	ESTIMATED BUDGET YEAR FY 2021	PROJECTED FY 2022	PROJECTED FY 2023	PROJECTED FY 2024	ESTIMATED COST TO COMPLETE
PUBLIC TRANSIT	PE	0	0	0	0	0	0	0	0
ADMINISTRATIVE SUPPORT	ROW	0	0	0	0	0	0	0	0
	CONST	0	0	0	0	0	0	0	0
	OTHER	3,646,129	0	716,566	754,563	725,000	725,000	725,000	0
	TOTAL	3,646,129	0	716,566	754,563	725,000	725,000	725,000	0
Route:	Description: ADMINISTRATIVE SUPPORT.								
YearAdded: Prior to 2006 Project Manager: Ross MacDonald 802-522-7120	Comments:								
PUBLIC TRANSIT	PE	0	0	0	0	0	0	0	0
CAPITAL - GENERAL PUBLIC	ROW	0	0	0	0	0	0	0	0
	CONST	0	0	0	0	0	0	0	0
	OTHER	6,475,873	0	0	10,580,468	0	0	0	0
	TOTAL	6,475,873	0	0	10,580,468	0	0	0	0
Route: PUBLIC TRANSIT	Description: Capital - General Public.								
YearAdded: Prior to 2006 Project Manager: Ross MacDonald 802-522-7120	Comments:								
PUBLIC TRANSIT	PE	0	0	0	0	0	0	0	0
CAPITAL ASSISTANCE - E&D	ROW	0	0	0	0	0	0	0	0
	CONST	0	0	0	0	0	0	0	0
	OTHER	3,125,000	0	625,000	625,000	625,000	625,000	625,000	0
	TOTAL	3,125,000	0	625,000	625,000	625,000	625,000	625,000	0
Route: PUBLIC TRANSIT	Description: CAPITAL ASSISTANCE - ELDERLY AND DISABLED.								
YearAdded: Prior to 2006 Project Manager: Ross MacDonald 802-522-7120	Comments:								

Agency of Transportation Multiyear Transportation Program

PROJECT INFORMATION	PHASE AND FUNDING	ESTIMATED TOTAL COST	ACTUAL EXPENDED THRU FY 2019	ESTIMATED CURRENT YEAR FY 2020	ESTIMATED BUDGET YEAR FY 2021	PROJECTED FY 2022	PROJECTED FY 2023	PROJECTED FY 2024	ESTIMATED COST TO COMPLETE
PUBLIC TRANSIT	PE	0	0	0	0	0	0	0	0
CAPITAL ASSISTANCE - FACILITY DEV.	ROW	0	0	0	0	0	0	0	0
	CONST	0	0	0	0	0	0	0	0
	OTHER	3,680,000	0	800,000	800,000	800,000	640,000	640,000	0
	TOTAL	3,680,000	0	800,000	800,000	800,000	640,000	640,000	0
Route: FACILITY DEVELOPMENT	Description: CAPITAL ASSISTANCE - FACILITY DEVELOPMENT.								
YearAdded: 2014 Project Manager: Ross MacDonald 802-522-7120	Comments:								
PUBLIC TRANSIT	PE	0	0	0	0	0	0	0	0
Capital Commuters	ROW	0	0	0	0	0	0	0	0
	CONST	0	0	0	0	0	0	0	0
	OTHER	500,000	0	100,000	100,000	100,000	100,000	100,000	0
	TOTAL	500,000	0	100,000	100,000	100,000	100,000	100,000	0
Route:	Description: Capital Commuters - to provide discounted bus passes to those commuting to Montpelier to reduce congestion in the capital district.								
YearAdded: 2020 Project Manager: Ross MacDonald 802-522-7120	Comments:								
PUBLIC TRANSIT	PE	0	0	0	0	0	0	0	0
CMAQ EXPANSIONS	ROW	0	0	0	0	0	0	0	0
	CONST	0	0	0	0	0	0	0	0
	OTHER	11,525,000	0	2,305,000	2,305,000	2,305,000	2,305,000	2,305,000	0
	TOTAL	11,525,000	0	2,305,000	2,305,000	2,305,000	2,305,000	2,305,000	0
Route: PUBLIC TRANSIT	Description: CMAQ expansions.								
YearAdded: Prior to 2006 Project Manager: Ross MacDonald 802-522-7120	Comments:								

Agency of Transportation Multiyear Transportation Program

PROJECT INFORMATION	PHASE AND FUNDING	ESTIMATED TOTAL COST	ACTUAL EXPENDED THRU FY 2019	ESTIMATED CURRENT YEAR FY 2020	ESTIMATED BUDGET YEAR FY 2021	PROJECTED FY 2022	PROJECTED FY 2023	PROJECTED FY 2024	ESTIMATED COST TO COMPLETE
PUBLIC TRANSIT	PE	0	0	0	0	0	0	0	0
ELDERS & PERSONS WITH DISABILITIES	ROW	0	0	0	0	0	0	0	0
	CONST	0	0	0	0	0	0	0	0
	OTHER	20,535,000	0	4,102,000	4,102,000	4,110,000	4,101,000	4,120,000	0
	TOTAL	20,535,000	0	4,102,000	4,102,000	4,110,000	4,101,000	4,120,000	0
Route: PUBLIC TRANSIT	Description: ELDERS AND PERSONS WITH DISABILITIES PROGRAM.								
YearAdded: Prior to 2006 Project Manager: Ross MacDonald 802-522-7120	Comments:								
PUBLIC TRANSIT	PE	0	0	0	0	0	0	0	0
Expanded Barre Transit	ROW	0	0	0	0	0	0	0	0
	CONST	0	0	0	0	0	0	0	0
	OTHER	1,375,000	0	275,000	275,000	275,000	275,000	275,000	0
	TOTAL	1,375,000	0	275,000	275,000	275,000	275,000	275,000	0
Route:	Description: Expand Service to Barre to accommodate the additional commuters into Barre.								
YearAdded: 2020 Project Manager: Ross MacDonald 802-522-7120	Comments:								
PUBLIC TRANSIT	PE	0	0	0	0	0	0	0	0
GO VERMONT	ROW	0	0	0	0	0	0	0	0
STPG GOVT(20)	CONST	0	0	0	0	0	0	0	0
	OTHER	909,881	0	0	0	0	0	0	909,881
	TOTAL	909,881	0	0	0	0	0	0	909,881
Route:	Description: GO VERMONT PROGRAM FOR SFY 2020.								
YearAdded: 2021 Project Manager: Ross MacDonald 802-522-7120	Comments:								

Agency of Transportation Multiyear Transportation Program

PROJECT INFORMATION	PHASE AND FUNDING	ESTIMATED TOTAL COST	ACTUAL EXPENDED THRU FY 2019	ESTIMATED CURRENT YEAR FY 2020	ESTIMATED BUDGET YEAR FY 2021	PROJECTED FY 2022	PROJECTED FY 2023	PROJECTED FY 2024	ESTIMATED COST TO COMPLETE
PUBLIC TRANSIT	PE	0	0	0	0	0	0	0	0
GO! VERMONT	ROW	0	0	0	0	0	0	0	0
STPG GOVT()	CONST	0	0	0	0	0	0	0	0
	OTHER	4,391,968	0	858,534	858,434	875,000	900,000	900,000	0
	TOTAL	4,391,968	0	858,534	858,434	875,000	900,000	900,000	0
Route:	Description: Go!Vermont statewide marketing.								
YearAdded: Prior to 2006 Project Manager: Ross MacDonald 802-522-7120	Comments:								
PUBLIC TRANSIT	PE	0	0	0	0	0	0	0	0
MAINTENANCE ASSISTANCE	ROW	0	0	0	0	0	0	0	0
	CONST	0	0	0	0	0	0	0	0
	OTHER	3,750,000	0	2,713,684	2,713,684	2,800,000	2,900,000	2,900,000	0
	TOTAL	3,750,000	0	2,713,684	2,713,684	2,800,000	2,900,000	2,900,000	0
Route:	Description: MAINTENANCE ASSISTANCE.								
YearAdded: Prior to 2006 Project Manager: Barbara Donovan 802-249-6261	Comments:								
PUBLIC TRANSIT	PE	0	0	0	0	0	0	0	0
Opioid Treatment Pilot	ROW	0	0	0	0	0	0	0	0
	CONST	0	0	0	0	0	0	0	0
	OTHER	420,000	0	200,000	160,000	20,000	20,000	20,000	0
	TOTAL	420,000	0	200,000	160,000	20,000	20,000	20,000	0
Route:	Description: Testing the efficacy of transportation on the success of Vermont's opioid addiction recovery program for non-Medicaid transit needs. Locations statewide to be determined.								
YearAdded: 2020 Project Manager: Ross MacDonald 802-522-7120	Comments:								

Agency of Transportation Multiyear Transportation Program

PROJECT INFORMATION	PHASE AND FUNDING	ESTIMATED TOTAL COST	ACTUAL EXPENDED THRU FY 2019	ESTIMATED CURRENT YEAR FY 2020	ESTIMATED BUDGET YEAR FY 2021	PROJECTED FY 2022	PROJECTED FY 2023	PROJECTED FY 2024	ESTIMATED COST TO COMPLETE
PUBLIC TRANSIT	PE	0	0	0	0	0	0	0	0
PLANNING FTA	ROW	0	0	0	0	0	0	0	0
	CONST	0	0	0	0	0	0	0	0
	OTHER	703,450	0	145,200	145,200	147,000	147,050	119,000	0
	TOTAL	703,450	0	145,200	145,200	147,000	147,050	119,000	0
Route: FUTURE PROJ. D&E	Description: Planning FTA.								
YearAdded: 2014 Project Manager: Ross MacDonald 802-522-7120	Comments:								
PUBLIC TRANSIT	PE	0	0	0	0	0	0	0	0
RESERVE ASSISTANCE	ROW	0	0	0	0	0	0	0	0
	CONST	0	0	0	0	0	0	0	0
	OTHER	1,000,000	0	200,000	200,000	200,000	200,000	200,000	0
	TOTAL	1,000,000	0	200,000	200,000	200,000	200,000	200,000	0
Route: PUBLIC TRANSIT	Description: RESERVE ASSISTANCE FOR ELDERLY & DISABLED.								
YearAdded: 2011 Project Manager: Ross MacDonald 802-522-7120	Comments:								
PUBLIC TRANSIT	PE	0	0	0	0	0	0	0	0
RTAP	ROW	0	0	0	0	0	0	0	0
	CONST	0	0	0	0	0	0	0	0
	OTHER	557,000	0	110,000	110,000	112,000	112,000	113,000	0
	TOTAL	557,000	0	110,000	110,000	112,000	112,000	113,000	0
Route: PUBLIC TRANSIT	Description: Rural Technical Assistance Program.								
YearAdded: 2011 Project Manager: Ross MacDonald 802-522-7120	Comments:								

Agency of Transportation Multiyear Transportation Program

PROJECT INFORMATION	PHASE AND FUNDING	ESTIMATED TOTAL COST	ACTUAL EXPENDED THRU FY 2019	ESTIMATED CURRENT YEAR FY 2020	ESTIMATED BUDGET YEAR FY 2021	PROJECTED FY 2022	PROJECTED FY 2023	PROJECTED FY 2024	ESTIMATED COST TO COMPLETE
PUBLIC TRANSIT	PE	0	0	0	0	0	0	0	0
RURAL TRANS ADMINISTRATIVE	ROW	0	0	0	0	0	0	0	0
	CONST	0	0	0	0	0	0	0	0
	OTHER	14,707,069	0	2,900,000	3,007,069	2,900,000	2,900,000	3,000,000	0
	TOTAL	14,707,069	0	2,900,000	3,007,069	2,900,000	2,900,000	3,000,000	0
Route:	Description: Rural Trans Administrative.								
YearAdded: 2011 Project Manager: Ross MacDonald 802-522-7120	Comments:								
PUBLIC TRANSIT	PE	0	0	0	0	0	0	0	0
RURAL TRANS OPERATING	ROW	0	0	0	0	-10	0	0	10
	CONST	0	0	0	0	0	0	0	0
	OTHER	19,130,120	0	3,825,024	3,825,024	3,826,024	3,827,024	3,827,024	0
	TOTAL	19,130,120	0	3,825,024	3,825,024	3,826,014	3,827,024	3,827,024	10
Route: PUBLIC TRANSIT	Description: RURAL TRANS. OPERATING.								
YearAdded: 2011 Project Manager: Ross MacDonald 802-522-7120	Comments:								
PUBLIC TRANSIT	PE	0	0	0	0	0	0	0	0
STATE PUBLIC TRANSPORTATION	ROW	0	0	0	0	0	0	0	0
	CONST	0	0	0	0	0	0	0	0
	OTHER	31,541,403	0	6,100,000	6,241,403	6,300,000	6,400,000	6,500,000	0
	TOTAL	31,541,403	0	6,100,000	6,241,403	6,300,000	6,400,000	6,500,000	0
Route:	Description: STATE PUBLIC TRANSPORTATION.								
YearAdded: Prior to 2006 Project Manager: Ross MacDonald 802-522-7120	Comments:								

Agency of Transportation Multiyear Transportation Program

PROJECT INFORMATION	PHASE AND FUNDING	ESTIMATED TOTAL COST	ACTUAL EXPENDED THRU FY 2019	ESTIMATED CURRENT YEAR FY 2020	ESTIMATED BUDGET YEAR FY 2021	PROJECTED FY 2022	PROJECTED FY 2023	PROJECTED FY 2024	ESTIMATED COST TO COMPLETE
PUBLIC TRANSIT	PE	0	0	0	0	0	0	0	0
STATEWIDE	ROW	0	0	0	0	0	0	0	0
	CONST	0	0	0	0	0	0	0	0
	OTHER	12,000,000	0	0	3,000,000	3,000,000	3,000,000	3,000,000	0
	TOTAL	12,000,000	0	0	3,000,000	3,000,000	3,000,000	3,000,000	0
Route:	Description: URBAN PREVENTIVE MAINTENANCE.								
YearAdded: Prior to 2006 Project Manager: Ross MacDonald 802-522-7120	Comments:								
PUBLIC TRANSIT	PE	0	0	0	0	0	0	0	0
VERMONT KIDNEY ASSOCIATION	ROW	0	0	0	0	0	0	0	0
	CONST	0	0	0	0	0	0	0	0
	OTHER	250,000	0	50,000	50,000	50,000	50,000	50,000	0
	TOTAL	250,000	0	50,000	50,000	50,000	50,000	50,000	0
Route:	Description: VERMONT KIDNEY ASSOCIATION GRANT.								
YearAdded: 2012 Project Manager: Ross MacDonald 802-522-7120	Comments:								

PUBLIC TRANSIT CANDIDATES

Project Name	Route	Project Number	Project Manager	Phone No.	Project Description	Year Added
BERLIN	GMTA Facility	TBLG(33)	Tina Bohl	793-1743	Coordinated Use Facility	2020

**Dan Delabruere, Bureau Director
Aviation & Rail Bureau**

Phone - (802) 279-2647

E-mail - daniel.delabruere@vermont.gov

<div>Aviation</div> <div>FY 2021 GOVERNOR'S RECOMMEND - TRANSPORTATION PROGRAM</div>										
PROJECT	DESCRIPTION	OTHER	PE	ROW	CONST	TOTAL	T FUND	FEDERAL	LOCAL/OTHER	TOTAL
BENNINGTON AV-FY17-016	Replace underground fuel farm						\$0	\$0	\$0	
BENNINGTON AV-FY21-001	Avigation easements		\$25,000			\$25,000	\$2,500	\$22,500	\$0	\$25,000
BERLIN AV-FY18-007	Obstruction Study		\$20,000			\$20,000	\$2,000	\$18,000	\$0	\$20,000
BERLIN AV-FY21-005	Obstruction removal						\$0	\$0	\$0	
BERLIN AV-FY21-006	Master Plan update		\$175,000			\$175,000	\$17,500	\$157,500	\$0	\$175,000
BERLIN AV-FY21-009	Avigation easements		\$45,000	\$75,000		\$120,000	\$12,000	\$108,000	\$0	\$120,000
BERLIN AV-FY21-016	Environmental Assessment		\$75,000			\$75,000	\$7,500	\$67,500	\$0	\$75,000
CLARENDON	Apron reconstruction						\$0	\$0	\$0	
CLARENDON	Runway 1-19 rehab.						\$0	\$0	\$0	
CLARENDON AV-FY17-007	Master plan		\$298,985			\$298,985	\$29,899	\$269,087	\$0	\$298,985
CLARENDON AV-FY17-017	Taxiway "A" middle phase						\$0	\$0	\$0	
CLARENDON AV-FY20-001	SRE building		\$20,000		\$575,000	\$595,000	\$595,000	\$0	\$0	\$595,000
CLARENDON GR0174	TSA GRANT	\$130,000				\$130,000	\$83,200	\$46,800	\$0	\$130,000
COVENTRY AV-FY15-005	RUNWAY EXTENSION						\$0	\$0	\$0	
COVENTRY AV-FY15-037	Avigation easements						\$0	\$0	\$0	
COVENTRY AV-FY18-006	Vegetation management				\$31,317	\$31,317	\$3,132	\$28,185	\$0	\$31,317
COVENTRY AV-FY19-007	Vegetation maintenance		\$55,000		\$180,000	\$235,000	\$23,500	\$211,500	\$0	\$235,000
COVENTRY AV-FY19-015	Obstruction study		\$19,647			\$19,647	\$1,965	\$17,682	\$0	\$19,647
COVENTRY AV-FY20-002	Runway 5/23		\$80,000			\$80,000	\$8,000	\$72,000	\$0	\$80,000
COVENTRY AV-FY21-011	Environmental assessment		\$125,000			\$125,000	\$12,500	\$112,500	\$0	\$125,000
COVENTRY AV-FY21-012	Avigation easements						\$0	\$0	\$0	
COVENTRY AV-FY21-013	Obstruction removal		\$20,000			\$20,000	\$2,000	\$18,000	\$0	\$20,000
HIGHGATE AV-FY15-032	Taxiway access						\$0	\$0	\$0	
HIGHGATE AV-FY16-009	Avigation easements		\$50,000	\$450,000		\$500,000	\$50,000	\$450,000	\$0	\$500,000

<div>Aviation</div> <div>FY 2021 GOVERNOR'S RECOMMEND - TRANSPORTATION PROGRAM</div>										
PROJECT	DESCRIPTION	OTHER	PE	ROW	CONST	TOTAL	T FUND	FEDERAL	LOCAL/OTHER	TOTAL
HIGHGATE AV-FY17-005	Runway reconst. - Phase I		\$75,000			\$75,000	\$7,500	\$67,500	\$0	\$75,000
HIGHGATE AV-FY19-006	Land swap/acquisition		\$13,966	\$13,122		\$27,088	\$2,709	\$24,379	\$0	\$27,088
HIGHGATE AV-FY19-012	Relocate perimeter fencing						\$0	\$0	\$0	
HIGHGATE AV-FY21-014	Obstruction removal		\$30,000			\$30,000	\$3,000	\$27,000	\$0	\$30,000
LYNDON	SRE building						\$0	\$0	\$0	
LYNDON	Apron reconstruction						\$0	\$0	\$0	
LYNDON	Reconst. taxiway & runway						\$0	\$0	\$0	
LYNDON AV-FY19-002	Master plan update						\$0	\$0	\$0	
LYNDON AV-FY19-003	Avigation easements			\$24,116		\$24,116	\$2,412	\$21,704	\$0	\$24,116
MIDDLEBURY	Fuel farm						\$0	\$0	\$0	
MIDDLEBURY AV-FY19-016	Obstruction removal		\$35,000		\$308,500	\$343,500	\$34,350	\$309,150	\$0	\$343,500
MIDDLEBURY AV-FY21-002	Master Plan update		\$150,000			\$150,000	\$15,000	\$135,000	\$0	\$150,000
MIDDLEBURY AV-FY21-004	Vegetation monitoring		\$10,000		\$20,000	\$30,000	\$3,000	\$27,000	\$0	\$30,000
MORRISTOWN	Property acquisition						\$0	\$0	\$0	
MORRISTOWN AV-FY18-009	Runway safety area		\$10,000		\$1,097,827	\$1,107,827	\$110,783	\$997,044	\$0	\$1,107,827
MORRISTOWN AV-FY19-011	Parallel taxiway		\$10,000		\$700,000	\$710,000	\$0	\$710,000	\$0	\$710,000
MORRISTOWN AV-FY21-015	Relocate fuel farm				\$150,000	\$150,000	\$150,000	\$0	\$0	\$150,000
SOUTH BURLINGTON AV-FY18-001	Local match of FAA projects				\$8,333,333	\$8,333,333	\$500,000	\$7,500,000	\$333,333	\$8,333,333
SPRINGFIELD	Obstruction removal		\$80,000			\$80,000	\$8,000	\$72,000	\$0	\$80,000
SPRINGFIELD AV-FY15-054	Avigation easements		\$22,768	\$60,000		\$82,768	\$8,277	\$74,491	\$0	\$82,768
SPRINGFIELD AV-FY20-003	Reconst Runway 5/23, etc.		\$500,000			\$500,000	\$50,000	\$450,000	\$0	\$500,000
SPRINGFIELD AV-FY21-007	Runway 5/23 Phase 1						\$0	\$0	\$0	

FY 2021 GOVERNOR'S RECOMMEND - TRANSPORTATION PROGRAM

Appropriation excludes \$7.5M of FAA funds and \$333,333, of Local funds (South Burlington)

AVIATION

	Estimated Budget Year FY 2021	Projected FY 2022	Projected FY 2023	Projected FY 2024
PE	\$2,063,278	\$1,290,000	\$820,403	\$1,265,000
ROW	\$797,238	\$600,000	\$180,000	\$0
CONST	\$11,615,177	\$3,825,000	\$10,615,000	\$10,954,000
OTHER	\$3,204,738	\$3,239,857	\$3,222,000	\$3,625,000
TOTAL	\$17,680,431	\$8,954,857	\$14,837,403	\$15,844,000

Agency of Transportation Multiyear Transportation Program

PROJECT INFORMATION	PHASE AND FUNDING	ESTIMATED TOTAL COST	ACTUAL EXPENDED THRU FY 2019	ESTIMATED CURRENT YEAR FY 2020	ESTIMATED BUDGET YEAR FY 2021	PROJECTED FY 2022	PROJECTED FY 2023	PROJECTED FY 2024	ESTIMATED COST TO COMPLETE
AVIATION	PE	55,300	24,393	0	0	0	0	0	30,907
BENNINGTON	ROW	0	0	0	0	0	0	0	0
AV-FY17-016	CONST	400,000	0	0	0	0	0	0	400,000
	OTHER	0	0	0	0	0	0	0	0
	TOTAL	455,300	24,393	0	0	0	0	0	430,907
Route: William H. Morse Airport	Description: Replace existing underground fuel farm with new aboveground fuel farm at the WH Morse Airport.								
YearAdded: 2019 Project Manager: Joshua Martineau 802-595-2793	Comments:								
AVIATION	PE	150,000	0	0	25,000	125,000	0	0	0
BENNINGTON	ROW	250,000	0	0	0	250,000	0	0	0
AV-FY21-001	CONST	0	0	0	0	0	0	0	0
	OTHER	0	0	0	0	0	0	0	0
	TOTAL	400,000	0	0	25,000	375,000	0	0	0
Route: William H. Morse Airport	Description: Avigation easements								
YearAdded: 2021 Project Manager: Joshua Martineau 802-595-2793	Comments:								
AVIATION	PE	170,000	34,236	115,764	20,000	0	0	0	0
BERLIN	ROW	0	0	0	0	0	0	0	0
AV-FY18-007	CONST	0	0	0	0	0	0	0	0
	OTHER	0	0	0	0	0	0	0	0
	TOTAL	170,000	34,236	115,764	20,000	0	0	0	0
Route: Edward F. Knapp Airport	Description: Obstruction study.								
YearAdded: 2019 Project Manager: Joshua Martineau 802-595-2793	Comments:								

Agency of Transportation Multiyear Transportation Program

PROJECT INFORMATION	PHASE AND FUNDING	ESTIMATED TOTAL COST	ACTUAL EXPENDED THRU FY 2019	ESTIMATED CURRENT YEAR FY 2020	ESTIMATED BUDGET YEAR FY 2021	PROJECTED FY 2022	PROJECTED FY 2023	PROJECTED FY 2024	ESTIMATED COST TO COMPLETE
AVIATION	PE	100,000	0	0	0	100,000	0	0	0
BERLIN	ROW	0	0	0	0	0	0	0	0
AV-FY21-005	CONST	250,000	0	0	0	75,000	175,000	0	0
	OTHER	0	0	0	0	0	0	0	0
	TOTAL	350,000	0	0	0	175,000	175,000	0	0
Route: Edward F. Knapp Airport	Description: Obstruction removal at EF Knapp Airport based on Obstruction Study.								
YearAdded: 2021 Project Manager: Paul Libby 802-595-0720	Comments:								
AVIATION	PE	400,000	0	0	175,000	225,000	0	0	0
BERLIN	ROW	0	0	0	0	0	0	0	0
AV-FY21-006	CONST	0	0	0	0	0	0	0	0
	OTHER	0	0	0	0	0	0	0	0
	TOTAL	400,000	0	0	175,000	225,000	0	0	0
Route: Edward F. Knapp Airport	Description: Update EF Knapp Airport's Master Plan								
YearAdded: 2021 Project Manager: Paul Libby 802-595-0720	Comments:								
AVIATION	PE	45,000	0	0	45,000	0	0	0	0
BERLIN	ROW	175,000	0	0	75,000	100,000	0	0	0
AV-FY21-009	CONST	0	0	0	0	0	0	0	0
	OTHER	0	0	0	0	0	0	0	0
	TOTAL	220,000	0	0	120,000	100,000	0	0	0
Route: Edward F. Knapp Airport	Description: Purchase and acquisition of avigation easements based on obstruction study at EF Knapp Airport.								
YearAdded: 2021 Project Manager: Paul Libby 802-595-0720	Comments:								

Agency of Transportation Multiyear Transportation Program

PROJECT INFORMATION	PHASE AND FUNDING	ESTIMATED TOTAL COST	ACTUAL EXPENDED THRU FY 2019	ESTIMATED CURRENT YEAR FY 2020	ESTIMATED BUDGET YEAR FY 2021	PROJECTED FY 2022	PROJECTED FY 2023	PROJECTED FY 2024	ESTIMATED COST TO COMPLETE
AVIATION BERLIN AV-FY21-016	PE	150,000	0	0	75,000	75,000	0	0	0
	ROW	0	0	0	0	0	0	0	0
	CONST	0	0	0	0	0	0	0	0
	OTHER	0	0	0	0	0	0	0	0
	TOTAL	150,000	0	0	75,000	75,000	0	0	0
Route: Edward F. Knapp Airport YearAdded: 2021 Project Manager: Paul Libby 802-595-0720	Description: Environmental Assessment at EF Knapp State Airport								
	Comments:								
AVIATION CLARENDON	PE	120,000	0	0	0	0	0	120,000	0
	ROW	0	0	0	0	0	0	0	0
	CONST	2,500,000	0	0	0	0	0	0	2,500,000
	OTHER	0	0	0	0	0	0	0	0
	TOTAL	2,620,000	0	0	0	0	0	120,000	2,500,000
Route: YearAdded: 2019 Project Manager: Paul Libby 802-595-0720	Description: Apron Reconstruction								
	Comments:								
AVIATION CLARENDON	PE	500,000	0	0	0	0	250,000	250,000	0
	ROW	0	0	0	0	0	0	0	0
	CONST	5,750,000	0	0	0	0	0	1,000,000	4,750,000
	OTHER	0	0	0	0	0	0	0	0
	TOTAL	6,250,000	0	0	0	0	250,000	1,250,000	4,750,000
Route: Rutland Airport YearAdded: 2017 Project Manager: Kyle Wells 802-505-1707	Description: Runway 1-19 Rehabilitation								
	Comments:								

Agency of Transportation Multiyear Transportation Program

PROJECT INFORMATION	PHASE AND FUNDING	ESTIMATED TOTAL COST	ACTUAL EXPENDED THRU FY 2019	ESTIMATED CURRENT YEAR FY 2020	ESTIMATED BUDGET YEAR FY 2021	PROJECTED FY 2022	PROJECTED FY 2023	PROJECTED FY 2024	ESTIMATED COST TO COMPLETE
AVIATION CLARENDON AV-FY17-007	PE	365,500	16,515	50,000	298,985	0	0	0	0
	ROW	0	0	0	0	0	0	0	0
	CONST	0	0	0	0	0	0	0	0
	OTHER	0	0	0	0	0	0	0	0
	TOTAL	365,500	16,515	50,000	298,985	0	0	0	0
Route: Rutland Airport		Description: Master Plan update including an obstruction study, AGIS survey and ALP update.							
YearAdded: 2018 Project Manager: Kyle Wells 802-505-1707		Comments:							
AVIATION CLARENDON AV-FY17-017	PE	180,215	150,215	30,000	0	0	0	0	0
	ROW	0	0	0	0	0	0	0	0
	CONST	2,818,000	2,617,812	200,188	0	0	0	0	0
	OTHER	0	0	0	0	0	0	0	0
	TOTAL	2,998,215	2,768,028	230,188	0	0	0	0	0
Route:		Description: Design, permitting, advertise Taxiway "A" Middle Phase.							
YearAdded: 2019 Project Manager: Kyle Wells 802-505-1707		Comments:							
AVIATION CLARENDON AV-FY20-001	PE	105,000	0	85,000	20,000	0	0	0	0
	ROW	0	0	0	0	0	0	0	0
	CONST	575,000	0	0	575,000	0	0	0	0
	OTHER	0	0	0	0	0	0	0	0
	TOTAL	680,000	0	85,000	595,000	0	0	0	0
Route: Rutland Airport		Description: SRE Building							
YearAdded: 2019 Project Manager: Kyle Wells 802-505-1707		Comments:							

Agency of Transportation Multiyear Transportation Program

PROJECT INFORMATION	PHASE AND FUNDING	ESTIMATED TOTAL COST	ACTUAL EXPENDED THRU FY 2019	ESTIMATED CURRENT YEAR FY 2020	ESTIMATED BUDGET YEAR FY 2021	PROJECTED FY 2022	PROJECTED FY 2023	PROJECTED FY 2024	ESTIMATED COST TO COMPLETE
AVIATION	PE	0	0	0	0	0	0	0	0
CLARENDON	ROW	0	0	0	0	0	0	0	0
GR0174	CONST	0	0	0	0	0	0	0	0
	OTHER	951,542	306,542	125,000	130,000	130,000	130,000	130,000	0
	TOTAL	951,542	306,542	125,000	130,000	130,000	130,000	130,000	0
Route: Rutland	Description: TSA GRANT FOR THE RUTLAND AIRPORT. HOMELAND SECURITY.								
YearAdded: 2016 Project Manager: Paul Libby 802-595-0720	Comments:								
AVIATION	PE	1,452,573	1,427,573	25,000	0	0	0	0	0
COVENTRY	ROW	23,512	22,565	946	0	0	0	0	0
AV-FY15-005	CONST	7,240,000	6,784,953	455,047	0	0	0	0	0
	OTHER	0	0	0	0	0	0	0	0
	TOTAL	8,716,085	8,235,092	480,993	0	0	0	0	0
Route: Newport	Description: EXTENSION OF THE RUNWAY AT THE NEWPORT STATE AIRPORT.								
YearAdded: 2015 Project Manager: Kyle Wells 802-505-1707	Comments:								
AVIATION	PE	170,000	168,923	1,077	0	0	0	0	0
COVENTRY	ROW	180,000	176,116	3,884	0	0	0	0	0
AV-FY15-037	CONST	0	0	0	0	0	0	0	0
	OTHER	0	0	0	0	0	0	0	0
	TOTAL	350,000	345,038	4,961	0	0	0	0	0
Route: Newport Airport	Description: Avigation Easements								
YearAdded: 2017 Project Manager: Kyle Wells 802-505-1707	Comments:								

Agency of Transportation Multiyear Transportation Program

PROJECT INFORMATION	PHASE AND FUNDING	ESTIMATED TOTAL COST	ACTUAL EXPENDED THRU FY 2019	ESTIMATED CURRENT YEAR FY 2020	ESTIMATED BUDGET YEAR FY 2021	PROJECTED FY 2022	PROJECTED FY 2023	PROJECTED FY 2024	ESTIMATED COST TO COMPLETE
AVIATION COVENTRY AV-FY18-006	PE	0	0	0	0	0	0	0	0
	ROW	0	0	0	0	0	0	0	0
	CONST	129,585	63,268	35,000	31,317	0	0	0	0
	OTHER	0	0	0	0	0	0	0	0
	TOTAL	129,585	63,268	35,000	31,317	0	0	0	0
Route: Newport Airport		Description: Vegetation monitoring, FAA grant # 3-50-0013-018-2018.							
YearAdded: 2019 Project Manager: Kyle Wells 802-505-1707		Comments:							
AVIATION COVENTRY AV-FY19-007	PE	130,000	0	60,000	55,000	15,000	0	0	0
	ROW	0	0	0	0	0	0	0	0
	CONST	360,000	0	150,000	180,000	30,000	0	0	0
	OTHER	0	0	0	0	0	0	0	0
	TOTAL	490,000	0	210,000	235,000	45,000	0	0	0
Route: Newport Airport		Description: Vegetation maintenance work associated with the ACOE permit and Vegetation Management Plan at the Northeast Kingdom International Airport.							
YearAdded: 2020 Project Manager: Kyle Wells 802-505-1707		Comments:							
AVIATION COVENTRY AV-FY19-015	PE	150,000	353	130,000	19,647	0	0	0	0
	ROW	0	0	0	0	0	0	0	0
	CONST	0	0	0	0	0	0	0	0
	OTHER	0	0	0	0	0	0	0	0
	TOTAL	150,000	353	130,000	19,647	0	0	0	0
Route: Newport Airport		Description: Runway 5-23 Obstruction Study							
YearAdded: 2019 Project Manager: Kyle Wells 802-505-1707		Comments:							

Agency of Transportation Multiyear Transportation Program

PROJECT INFORMATION	PHASE AND FUNDING	ESTIMATED TOTAL COST	ACTUAL EXPENDED THRU FY 2019	ESTIMATED CURRENT YEAR FY 2020	ESTIMATED BUDGET YEAR FY 2021	PROJECTED FY 2022	PROJECTED FY 2023	PROJECTED FY 2024	ESTIMATED COST TO COMPLETE
AVIATION	PE	200,000	0	80,000	80,000	20,000	20,000	0	0
COVENTRY	ROW	0	0	0	0	0	0	0	0
AV-FY20-002	CONST	1,500,000	0	0	0	400,000	1,100,000	0	0
	OTHER	0	0	0	0	0	0	0	0
	TOTAL	1,700,000	0	80,000	80,000	420,000	1,120,000	0	0
Route: Newport Airport	Description: Runway 5/23								
YearAdded: 2019 Project Manager: Kyle Wells 802-505-1707	Comments:								
AVIATION	PE	150,000	0	0	125,000	25,000	0	0	0
COVENTRY	ROW	0	0	0	0	0	0	0	0
AV-FY21-011	CONST	0	0	0	0	0	0	0	0
	OTHER	0	0	0	0	0	0	0	0
	TOTAL	150,000	0	0	125,000	25,000	0	0	0
Route: Newport Airport	Description: Runway 5-23 environmental assessment at the Northeast Kingdom International Airport.								
YearAdded: 2021 Project Manager: Kyle Wells 802-505-1707	Comments:								
AVIATION	PE	20,000	0	0	0	20,000	0	0	0
COVENTRY	ROW	230,000	0	0	0	50,000	180,000	0	0
AV-FY21-012	CONST	0	0	0	0	0	0	0	0
	OTHER	0	0	0	0	0	0	0	0
	TOTAL	250,000	0	0	0	70,000	180,000	0	0
Route: Newport Airport	Description: Runway 5-23 Avigation Easements at the Northeast Kingdom International Airport								
YearAdded: 2021 Project Manager: Kyle Wells 802-505-1707	Comments:								

Agency of Transportation Multiyear Transportation Program

PROJECT INFORMATION	PHASE AND FUNDING	ESTIMATED TOTAL COST	ACTUAL EXPENDED THRU FY 2019	ESTIMATED CURRENT YEAR FY 2020	ESTIMATED BUDGET YEAR FY 2021	PROJECTED FY 2022	PROJECTED FY 2023	PROJECTED FY 2024	ESTIMATED COST TO COMPLETE
AVIATION COVENTRY AV-FY21-013	PE	75,000	0	0	20,000	55,000	0	0	0
	ROW	0	0	0	0	0	0	0	0
	CONST	220,000	0	0	0	100,000	120,000	0	0
	OTHER	0	0	0	0	0	0	0	0
	TOTAL	295,000	0	0	20,000	155,000	120,000	0	0
Route: Newport Airport YearAdded: 2021 Project Manager: Kyle Wells 802-505-1707	Description: Runway 5-23 Obstruction Removal at the Northeast Kingdom International Airport.								
	Comments:								
AVIATION HIGHGATE AV-FY15-032	PE	400,000	273,539	0	0	80,000	46,461	0	0
	ROW	500	0	500	0	0	0	0	0
	CONST	4,294,000	0	0	0	0	3,000,000	1,294,000	0
	OTHER	0	0	0	0	0	0	0	0
	TOTAL	4,694,500	273,539	500	0	80,000	3,046,461	1,294,000	0
Route: Franklin County YearAdded: 2017 Project Manager: Kyle Wells 802-505-1707	Description: Taxiway access hangar area.								
	Comments:								
AVIATION HIGHGATE AV-FY16-009	PE	100,000	0	50,000	50,000	0	0	0	0
	ROW	625,000	0	100,000	450,000	75,000	0	0	0
	CONST	0	0	0	0	0	0	0	0
	OTHER	0	0	0	0	0	0	0	0
	TOTAL	725,000	0	150,000	500,000	75,000	0	0	0
Route: Franklin County Airport YearAdded: 2019 Project Manager: Kyle Wells 802-505-1707	Description: Avigation easements.								
	Comments:								

Agency of Transportation Multiyear Transportation Program

PROJECT INFORMATION	PHASE AND FUNDING	ESTIMATED TOTAL COST	ACTUAL EXPENDED THRU FY 2019	ESTIMATED CURRENT YEAR FY 2020	ESTIMATED BUDGET YEAR FY 2021	PROJECTED FY 2022	PROJECTED FY 2023	PROJECTED FY 2024	ESTIMATED COST TO COMPLETE
AVIATION HIGHGATE AV-FY17-005	PE	300,000	1,058	75,000	75,000	75,000	73,942	0	0
	ROW	0	0	0	0	0	0	0	0
	CONST	4,600,000	0	0	0	150,000	3,100,000	1,350,000	0
	OTHER	0	0	0	0	0	0	0	0
	TOTAL	4,900,000	1,058	75,000	75,000	225,000	3,173,942	1,350,000	0
Route: Franklin County Airport		Description: Runway Reconstruction/Obstruction Removal							
YearAdded: 2018 Project Manager: Kyle Wells 802-505-1707		Comments:							
AVIATION HIGHGATE AV-FY19-006	PE	30,000	6,034	10,000	13,966	0	0	0	0
	ROW	50,000	31,878	5,000	13,122	0	0	0	0
	CONST	0	0	0	0	0	0	0	0
	OTHER	0	0	0	0	0	0	0	0
	TOTAL	80,000	37,912	15,000	27,088	0	0	0	0
Route: Franklin County Airport		Description: Land swap and acquisition project for future airport hanger development.							
YearAdded: 2020 Project Manager: Kyle Wells 802-505-1707		Comments:							
AVIATION HIGHGATE AV-FY19-012	PE	160,000	80,653	79,347	0	0	0	0	0
	ROW	0	0	0	0	0	0	0	0
	CONST	590,000	0	590,000	0	0	0	0	0
	OTHER	0	0	0	0	0	0	0	0
	TOTAL	750,000	80,653	669,347	0	0	0	0	0
Route: Franklin County Airport		Description: Relocate southern perimeter fencing to accommodate future runway extension.							
YearAdded: 2020 Project Manager: Kyle Wells 802-505-1707		Comments:							

Agency of Transportation Multiyear Transportation Program

PROJECT INFORMATION	PHASE AND FUNDING	ESTIMATED TOTAL COST	ACTUAL EXPENDED THRU FY 2019	ESTIMATED CURRENT YEAR FY 2020	ESTIMATED BUDGET YEAR FY 2021	PROJECTED FY 2022	PROJECTED FY 2023	PROJECTED FY 2024	ESTIMATED COST TO COMPLETE
AVIATION HIGHGATE AV-FY21-014	PE	60,000	0	0	30,000	30,000	0	0	0
	ROW	0	0	0	0	0	0	0	0
	CONST	150,000	0	0	0	50,000	100,000	0	0
	OTHER	0	0	0	0	0	0	0	0
	TOTAL	210,000	0	0	30,000	80,000	100,000	0	0
Route: Franklin County Airport YearAdded: 2021 Project Manager: Kyle Wells 802-505-1707	Description: Obstruction removal on runway 1-19 at Franklin County State Airport								
	Comments:								
AVIATION LYNDON	PE	490,000	0	0	0	0	0	245,000	245,000
	ROW	0	0	0	0	0	0	0	0
	CONST	9,200,000	0	0	0	0	0	0	9,200,000
	OTHER	0	0	0	0	0	0	0	0
	TOTAL	9,690,000	0	0	0	0	0	245,000	9,445,000
Route: YearAdded: 2019 Project Manager: Jason Owen 802-595-1215	Description: Taxiway and Runway Reconstruction								
	Comments:								
AVIATION LYNDON	PE	150,000	0	0	0	0	0	0	150,000
	ROW	0	0	0	0	0	0	0	0
	CONST	0	0	0	0	0	0	0	0
	OTHER	0	0	0	0	0	0	0	0
	TOTAL	150,000	0	0	0	0	0	0	150,000
Route: YearAdded: 2019 Project Manager: Paul Libby 802-595-0720	Description: Apron Reconstruction								
	Comments:								

Agency of Transportation Multiyear Transportation Program

PROJECT INFORMATION	PHASE AND FUNDING	ESTIMATED TOTAL COST	ACTUAL EXPENDED THRU FY 2019	ESTIMATED CURRENT YEAR FY 2020	ESTIMATED BUDGET YEAR FY 2021	PROJECTED FY 2022	PROJECTED FY 2023	PROJECTED FY 2024	ESTIMATED COST TO COMPLETE
AVIATION	PE	60,000	0	0	0	0	0	0	60,000
LYNDON	ROW	0	0	0	0	0	0	0	0
	CONST	600,000	0	0	0	0	0	0	600,000
	OTHER	0	0	0	0	0	0	0	0
	TOTAL	660,000	0	0	0	0	0	0	660,000
Route: Caledonia County Airport	Description: SRE Building								
YearAdded: 2019 Project Manager: Paul Libby 802-595-0720	Comments:								
AVIATION	PE	80,000	51,504	28,496	0	0	0	0	0
LYNDON	ROW	0	0	0	0	0	0	0	0
AV-FY19-002	CONST	0	0	0	0	0	0	0	0
	OTHER	0	0	0	0	0	0	0	0
	TOTAL	80,000	51,504	28,496	0	0	0	0	0
Route:	Description: Master Plan Update with Airport Layout Plan								
YearAdded: 2019 Project Manager: Joshua Martineau 802-595-2793	Comments:								
AVIATION	PE	0	0	0	0	0	0	0	0
LYNDON	ROW	62,000	12,884	25,000	24,116	0	0	0	0
AV-FY19-003	CONST	0	0	0	0	0	0	0	0
	OTHER	0	0	0	0	0	0	0	0
	TOTAL	62,000	12,884	25,000	24,116	0	0	0	0
Route: Caledonia County Airport	Description: Avigation Easement Purchases								
YearAdded: 2019 Project Manager: Joshua Martineau 802-595-2793	Comments:								

Agency of Transportation Multiyear Transportation Program

PROJECT INFORMATION	PHASE AND FUNDING	ESTIMATED TOTAL COST	ACTUAL EXPENDED THRU FY 2019	ESTIMATED CURRENT YEAR FY 2020	ESTIMATED BUDGET YEAR FY 2021	PROJECTED FY 2022	PROJECTED FY 2023	PROJECTED FY 2024	ESTIMATED COST TO COMPLETE
AVIATION	PE	50,000	0	0	0	0	0	0	50,000
MIDDLEBURY	ROW	0	0	0	0	0	0	0	0
	CONST	400,000	0	0	0	0	0	0	400,000
	OTHER	0	0	0	0	0	0	0	0
	TOTAL	450,000	0	0	0	0	0	0	450,000
Route:	Description: Fuel Farm								
YearAdded: 2019 Project Manager: Paul Libby 802-595-0720	Comments:								
AVIATION	PE	40,000	0	0	35,000	5,000	0	0	0
MIDDLEBURY	ROW	0	0	0	0	0	0	0	0
AV-FY19-016	CONST	345,000	31,500	5,000	308,500	0	0	0	0
	OTHER	0	0	0	0	0	0	0	0
	TOTAL	385,000	31,500	5,000	343,500	5,000	0	0	0
Route: Middlebury Airport	Description: Tree obstruction removal at Middlebury State Airport on runway 1-19.								
YearAdded: 2021 Project Manager: Cos Gardner 802-595-2889	Comments:								
AVIATION	PE	400,000	0	0	150,000	250,000	0	0	0
MIDDLEBURY	ROW	0	0	0	0	0	0	0	0
AV-FY21-002	CONST	0	0	0	0	0	0	0	0
	OTHER	0	0	0	0	0	0	0	0
	TOTAL	400,000	0	0	150,000	250,000	0	0	0
Route: Middlebury Airport	Description: Update airport master plan.								
YearAdded: 2021 Project Manager: Paul Libby 802-595-0720	Comments:								

Agency of Transportation Multiyear Transportation Program

PROJECT INFORMATION	PHASE AND FUNDING	ESTIMATED TOTAL COST	ACTUAL EXPENDED THRU FY 2019	ESTIMATED CURRENT YEAR FY 2020	ESTIMATED BUDGET YEAR FY 2021	PROJECTED FY 2022	PROJECTED FY 2023	PROJECTED FY 2024	ESTIMATED COST TO COMPLETE
AVIATION	PE	20,000	0	0	10,000	10,000	0	0	0
MIDDLEBURY	ROW	0	0	0	0	0	0	0	0
AV-FY21-004	CONST	60,000	0	0	20,000	20,000	20,000	0	0
	OTHER	0	0	0	0	0	0	0	0
	TOTAL	80,000	0	0	30,000	30,000	20,000	0	0
Route: Middlebury Airport	Description: Vegetation monitoring as required in permits								
YearAdded: 2021 Project Manager: Paul Libby 802-595-0720	Comments:								
AVIATION	PE	0	0	0	0	0	0	0	0
MORRISTOWN	ROW	1,000,000	0	0	0	0	0	0	1,000,000
	CONST	0	0	0	0	0	0	0	0
	OTHER	0	0	0	0	0	0	0	0
	TOTAL	1,000,000	0	0	0	0	0	0	1,000,000
Route:	Description: Four property acquisitions								
YearAdded: 2019 Project Manager: Paul Libby 802-595-0720	Comments:								
AVIATION	PE	233,253	130,074	83,179	10,000	10,000	0	0	0
MORRISTOWN	ROW	0	0	0	0	0	0	0	0
AV-FY18-009	CONST	1,447,827	0	350,000	1,097,827	0	0	0	0
	OTHER	0	0	0	0	0	0	0	0
	TOTAL	1,681,080	130,074	433,179	1,107,827	10,000	0	0	0
Route: Morrisville-Stowe Airport	Description: Runway safety area improvements at the Morrisville-Stowe State Airport.								
YearAdded: 2019 Project Manager: Cos Gardner 802-595-2889	Comments:								

Agency of Transportation Multiyear Transportation Program

PROJECT INFORMATION	PHASE AND FUNDING	ESTIMATED TOTAL COST	ACTUAL EXPENDED THRU FY 2019	ESTIMATED CURRENT YEAR FY 2020	ESTIMATED BUDGET YEAR FY 2021	PROJECTED FY 2022	PROJECTED FY 2023	PROJECTED FY 2024	ESTIMATED COST TO COMPLETE
AVIATION	PE	400,000	456	369,544	10,000	10,000	10,000	0	0
MORRISTOWN	ROW	0	0	0	0	0	0	0	0
AV-FY19-011	CONST	2,700,000	0	0	700,000	2,000,000	0	0	0
	OTHER	0	0	0	0	0	0	0	0
	TOTAL	3,100,000	456	369,544	710,000	2,010,000	10,000	0	0
Route: Morrisville-Stowe Airport	Description: Construct parallel taxiway north. FAA Supplemental grant								
YearAdded: 2020 Project Manager: Cos Gardner 802-595-2889	Comments:								
AVIATION	PE	0	0	0	0	0	0	0	0
MORRISTOWN	ROW	0	0	0	0	0	0	0	0
AV-FY21-015	CONST	150,000	0	0	150,000	0	0	0	0
	OTHER	0	0	0	0	0	0	0	0
	TOTAL	150,000	0	0	150,000	0	0	0	0
Route: Morrisville-Stowe Airport	Description: Relocate fuel farm as part of taxiway north project 18h284. Materials are not eligible for FAA funding.								
YearAdded: 2021 Project Manager: Paul Libby 802-595-0720	Comments:								
AVIATION	PE	0	0	0	0	0	0	0	0
SOUTH BURLINGTON	ROW	0	0	0	0	0	0	0	0
AV-FY18-001	CONST	11,426,624	1,093,291	500,000	8,333,333	500,000	500,000	500,000	0
	OTHER	0	0	0	0	0	0	0	0
	TOTAL	11,426,624	1,093,291	500,000	8,333,333	500,000	500,000	500,000	0
Route: Burlington International Airport	Description: Up to 6% of local match of FAA approved AIP.								
YearAdded: 2019 Project Manager: Jason Owen 802-595-1215	Comments:								

Agency of Transportation Multiyear Transportation Program

PROJECT INFORMATION	PHASE AND FUNDING	ESTIMATED TOTAL COST	ACTUAL EXPENDED THRU FY 2019	ESTIMATED CURRENT YEAR FY 2020	ESTIMATED BUDGET YEAR FY 2021	PROJECTED FY 2022	PROJECTED FY 2023	PROJECTED FY 2024	ESTIMATED COST TO COMPLETE
AVIATION	PE	100,000	0	0	80,000	20,000	0	0	0
SPRINGFIELD	ROW	0	0	0	0	0	0	0	0
	CONST	200,000	0	0	0	200,000	0	0	0
	OTHER	0	0	0	0	0	0	0	0
	TOTAL	300,000	0	0	80,000	220,000	0	0	0
Route: Hartness Airport	Description: Obstruction removal at the Hartness State Airport.								
YearAdded: 2020 Project Manager: Joshua Martineau 802-595-2793	Comments:								
AVIATION	PE	30,000	2,232	5,000	22,768	0	0	0	0
SPRINGFIELD	ROW	500,000	220,061	219,939	60,000	0	0	0	0
AV-FY15-054	CONST	0	0	0	0	0	0	0	0
	OTHER	0	0	0	0	0	0	0	0
	TOTAL	530,000	222,293	224,939	82,768	0	0	0	0
Route: Hartness Airport	Description: Avigation Easement Purchases								
YearAdded: 2017 Project Manager: Joshua Martineau 802-595-2793	Comments:								
AVIATION	PE	700,000	0	100,000	500,000	100,000	0	0	0
SPRINGFIELD	ROW	0	0	0	0	0	0	0	0
AV-FY20-003	CONST	0	0	0	0	0	0	0	0
	OTHER	0	0	0	0	0	0	0	0
	TOTAL	700,000	0	100,000	500,000	100,000	0	0	0
Route: Hartness Airport	Description: Springfield Airport runway 5/23 and safety area reconstruction preliminary design.								
YearAdded: 2019 Project Manager: Joshua Martineau 802-595-2793	Comments:								

Agency of Transportation Multiyear Transportation Program

PROJECT INFORMATION	PHASE AND FUNDING	ESTIMATED TOTAL COST	ACTUAL EXPENDED THRU FY 2019	ESTIMATED CURRENT YEAR FY 2020	ESTIMATED BUDGET YEAR FY 2021	PROJECTED FY 2022	PROJECTED FY 2023	PROJECTED FY 2024	ESTIMATED COST TO COMPLETE
AVIATION SPRINGFIELD AV-FY21-007	PE	250,000	0	0	0	0	200,000	50,000	0
	ROW	0	0	0	0	0	0	0	0
	CONST	5,750,000	0	0	0	0	2,500,000	3,250,000	0
	OTHER	0	0	0	0	0	0	0	0
	TOTAL	6,000,000	0	0	0	0	2,700,000	3,300,000	0
Route: Hartness Airport YearAdded: 2021 Project Manager: Paul Libby 802-595-0720	Description: Phase 1 of final design and construction efforts associated with runway 5-23 reconstruction at the Springfield Airport, including the safety areas.								
	Comments:								
AVIATION SPRINGFIELD AV-FY21-008	PE	100,000	0	0	0	0	0	50,000	50,000
	ROW	0	0	0	0	0	0	0	0
	CONST	3,000,000	0	0	0	0	0	1,500,000	1,500,000
	OTHER	0	0	0	0	0	0	0	0
	TOTAL	3,100,000	0	0	0	0	0	1,550,000	1,550,000
Route: Hartness Airport YearAdded: 2021 Project Manager: Paul Libby 802-595-0720	Description: Phase 2 of final design and construction efforts associated with runway 5-23 reconstruction at the Springfield Airport, including the safety areas.								
	Comments:								
AVIATION SPRINGFIELD AV-FY21-010	PE	52,912	0	0	52,912	0	0	0	0
	ROW	300,000	0	0	175,000	125,000	0	0	0
	CONST	0	0	0	0	0	0	0	0
	OTHER	0	0	0	0	0	0	0	0
	TOTAL	352,912	0	0	227,912	125,000	0	0	0
Route: Hartness Airport YearAdded: 2021 Project Manager: Paul Libby 802-595-0720	Description: Aviation easements part 2 at Springfield Airport								
	Comments:								

Agency of Transportation Multiyear Transportation Program

PROJECT INFORMATION	PHASE AND FUNDING	ESTIMATED TOTAL COST	ACTUAL EXPENDED THRU FY 2019	ESTIMATED CURRENT YEAR FY 2020	ESTIMATED BUDGET YEAR FY 2021	PROJECTED FY 2022	PROJECTED FY 2023	PROJECTED FY 2024	ESTIMATED COST TO COMPLETE
AVIATION STATEWIDE	PE	2,354,551	2,354,551	0	0	0	0	0	0
	ROW	0	0	0	0	0	0	0	0
	CONST	0	0	0	0	0	0	0	0
	OTHER	13,964,251	8,990,355	1,053,896	980,000	980,000	980,000	980,000	0
	TOTAL	16,318,802	11,344,906	1,053,896	980,000	980,000	980,000	980,000	0
Route:	Description: Statewide - Aviation Operations & Maintenance.								
YearAdded: 2019 Project Manager: Paul Libby 802-595-0720	Comments:								
AVIATION STATEWIDE	PE	0	0	0	0	0	0	0	0
	ROW	0	0	0	0	0	0	0	0
	CONST	0	0	0	0	0	0	0	0
	OTHER	3,611,881	0	647,000	714,881	750,000	750,000	750,000	0
	TOTAL	3,611,881	0	647,000	714,881	750,000	750,000	750,000	0
Route:	Description: Statewide - Aviation Facilities								
YearAdded: 2019 Project Manager: Paul Libby 802-595-0720	Comments:								
AVIATION STATEWIDE	PE	0	0	0	0	0	0	0	0
	ROW	0	0	0	0	0	0	0	0
	CONST	0	0	0	0	0	0	0	0
	OTHER	6,541,982	0	1,295,268	1,319,857	1,319,857	1,302,000	1,305,000	0
	TOTAL	6,541,982	0	1,295,268	1,319,857	1,319,857	1,302,000	1,305,000	0
Route: AVIATION ADMIN.	Description: PROJECT IS FOR THE ADMINISTRATIVE SUPPORT OF THE AVIATION PROGRAM.								
YearAdded: Prior to 2006 Project Manager: Paul Libby 802-595-0720	Comments:								

Agency of Transportation Multiyear Transportation Program

PROJECT INFORMATION	PHASE AND FUNDING	ESTIMATED TOTAL COST	ACTUAL EXPENDED THRU FY 2019	ESTIMATED CURRENT YEAR FY 2020	ESTIMATED BUDGET YEAR FY 2021	PROJECTED FY 2022	PROJECTED FY 2023	PROJECTED FY 2024	ESTIMATED COST TO COMPLETE
AVIATION	PE	0	0	0	0	0	0	0	0
STATEWIDE	ROW	0	0	0	0	0	0	0	0
AIR 04-3095	CONST	0	0	0	0	0	0	0	0
	OTHER	990,221	690,221	60,000	60,000	60,000	60,000	60,000	0
	TOTAL	990,221	690,221	60,000	60,000	60,000	60,000	60,000	0
Route: CIVIL AIR PATROL	Description: CIVIL AIR PATROL (CAP) GRANT.								
YearAdded: Prior to 2006 Project Manager: Paul Libby 802-595-0720	Comments:								
AVIATION	PE	75,000	55,573	19,427	0	0	0	0	0
STATEWIDE	ROW	0	0	0	0	0	0	0	0
AV-FY18-002	CONST	300,000	0	300,000	0	0	0	0	0
	OTHER	0	0	0	0	0	0	0	0
	TOTAL	375,000	55,573	319,427	0	0	0	0	0
Route:	Description: Crackseal, Paint, & Block Patch (if necessary) 9 state airport pavement surfaces. Runways, Taxiways, Apron Areas.								
YearAdded: 2019 Project Manager: Jason Owen 802-595-1215	Comments:								
AVIATION	PE	50,000	30,935	19,065	0	0	0	0	0
STATEWIDE	ROW	0	0	0	0	0	0	0	0
AV-FY19-013	CONST	219,200	0	75,000	144,200	0	0	0	0
	OTHER	0	0	0	0	0	0	0	0
	TOTAL	269,200	30,935	94,065	144,200	0	0	0	0
Route: Rutland Airport	Description: Statewide pavement maintenance at four state airports: Rutland, Franklin County, Caledonia County and Springfield.								
YearAdded: 2020 Project Manager: Jason Owen 802-595-1215	Comments:								

Agency of Transportation Multiyear Transportation Program

PROJECT INFORMATION	PHASE AND FUNDING	ESTIMATED TOTAL COST	ACTUAL EXPENDED THRU FY 2019	ESTIMATED CURRENT YEAR FY 2020	ESTIMATED BUDGET YEAR FY 2021	PROJECTED FY 2022	PROJECTED FY 2023	PROJECTED FY 2024	ESTIMATED COST TO COMPLETE
AVIATION	PE	50,000	0	25,000	25,000	0	0	0	0
STATEWIDE	ROW	0	0	0	0	0	0	0	0
AV-FY19-014	CONST	100,000	0	25,000	75,000	0	0	0	0
	OTHER	0	0	0	0	0	0	0	0
	TOTAL	150,000	0	50,000	100,000	0	0	0	0
Route:	Description: Beacon Replacement as needed at all State Airports								
YearAdded: 2020 Project Manager: Paul Libby 802-595-0720	Comments:								
AVIATION	PE	100,000	0	20,000	40,000	40,000	0	0	0
STATEWIDE	ROW	0	0	0	0	0	0	0	0
AV-FY21-003	CONST	300,000	0	0	0	300,000	0	0	0
	OTHER	0	0	0	0	0	0	0	0
	TOTAL	400,000	0	20,000	40,000	340,000	0	0	0
Route:	Description: Statewide airport pavement maintenance, at the Rutland Southern Vermont Regional Airport, Hartness Airport, Caledonia County Airport, and Northeast Kingdom International Airport in Coventry.								
YearAdded: 2021 Project Manager: Jason Owen 802-595-1215	Comments:								

AVIATION CANDIDATES

Project Name	Route	Project Number	Project Manager	Phone No.	Project Description	Year Added
BENNINGTON	Newport Airport		Paul Libby	595-0720	Parallel taxiway, phase 2	2019
CLARENDON			Paul Libby	595-0720	Terminal layout plan	2019
CLARENDON			Kyle Wells	505-1707	ARFF upgrade	2019
COVENTRY			Paul Libby	595-0720	Snow removal equipment	2017
HIGHGATE			Paul Libby	595-0720	Runway extension, Phase 2	2019
HIGHGATE			Kyle Wells	505-1707	Fuel farm	2019
MORRISTOWN			Paul Libby	595-0720	Parallel taxiway, Phase 2	2019
SPRINGFIELD			Paul Libby	595-0720	Fuel farm	2019

**Dan Delabruere, Bureau Director
Aviation & Rail Bureau**

Phone - (802) 279-2647

E-mail - daniel.delabruere@vermont.gov

<div><i>Rail</i></div> <div>FY 2021 GOVERNOR'S RECOMMEND - TRANSPORTATION PROGRAM</div>												
PROJECT	DESCRIPTION	OTHER	PE	ROW	CONST	TOTAL	T FUND	TIB/TIB Bond	FEDERAL	LOCAL	InterDept	TOTAL
ALBURGH NH 036-1 (15)	Improve crossing				\$300,000	\$300,000	\$30,000	\$0	\$270,000	\$0	\$0	\$300,000
ALBURGH STP 2038 (19)	Improve crossing						\$0	\$0	\$0	\$0	\$0	
ARLINGTON VTRY (23)	Replace BR59.5						\$0	\$0	\$0	\$0	\$0	
ARLINGTON VTRY (24)	Rehab BR61						\$0	\$0	\$0	\$0	\$0	
ARLINGTON VTRY (25)	Rehab BR62						\$0	\$0	\$0	\$0	\$0	
ARLINGTON VTRY(6)	Rehab BR62 on VTR						\$0	\$0	\$0	\$0	\$0	
BARNET	Rehab BR535 on VTR						\$0	\$0	\$0	\$0	\$0	
BARNET	Rehab BR527 on WACR-CRL		\$25,000			\$25,000	\$25,000	\$0	\$0	\$0	\$0	\$25,000
BARNET WCRL()	Rehab BR528 on WACR-CRL		\$25,000			\$25,000	\$25,000	\$0	\$0	\$0	\$0	\$25,000
BARRE CITY STP 6000(30)	Improve Berlin St. crossing		\$35,000		\$250,000	\$285,000	\$28,500	\$0	\$256,500	\$0	\$0	\$285,000
BARRE CITY STP 6000(31)	Improve Quarry St. crossing						\$0	\$0	\$0	\$0	\$0	
BARRE CITY WACR (11)	Rehab BR308						\$0	\$0	\$0	\$0	\$0	
BARRE-BERLIN-MONTPELIER 04-9038	WACR SUBSIDY	\$260,000				\$260,000	\$260,000	\$0	\$0	\$0	\$0	\$260,000
BARTON	Rehab BR559 on WACR-CRL						\$0	\$0	\$0	\$0	\$0	
BARTON WCRL(11)	REHABILITATION OF BR558						\$0	\$0	\$0	\$0	\$0	
BELLOWS FALLS - CHESTER GMRC(23)	Track upgrade - Phase 4						\$0	\$0	\$0	\$0	\$0	
BRADFORD WCRL (21)	Improve BR513 on Bradford Sub.		\$10,000		\$150,000	\$160,000	\$2,896	\$157,104	\$0	\$0	\$0	\$160,000
BRANDON STP 2033 (31)	Improve crossing, DOT 851-328D		\$15,000		\$469,067	\$484,067	\$48,407	\$0	\$435,660	\$0	\$0	\$484,067
BRANDON VTRY()	Rehab BR222 on VTR						\$0	\$0	\$0	\$0	\$0	
BURKE STP 2037()	Resurface crossing						\$0	\$0	\$0	\$0	\$0	
BURLINGTON PLAT (3)	Modify platform for Amtrak		\$75,000		\$1,000,000	\$1,075,000	\$495,145	\$0	\$579,855	\$0	\$0	\$1,075,000
BURLINGTON STP 2035(15)	Improve VTR/College St. x-ing		\$144,638		\$300,000	\$444,638	\$44,464	\$0	\$400,174	\$0	\$0	\$444,638

<div><i>Rail</i></div> <div>FY 2021 GOVERNOR'S RECOMMEND - TRANSPORTATION PROGRAM</div>												
PROJECT	DESCRIPTION	OTHER	PE	ROW	CONST	TOTAL	T FUND	TIB/TIB Bond	FEDERAL	LOCAL	InterDept	TOTAL
BURLINGTON STP 2035(27)	Improve grade crossing		\$125,000		\$50,000	\$175,000	\$17,500	\$0	\$157,500	\$0	\$0	\$175,000
BURLINGTON VTRY (50)	Replace 2 switches		\$50,000		\$267,400	\$317,400	\$146,194	\$0	\$171,206	\$0	\$0	\$317,400
CASTLETON STP 2033(34)	Improve Mill St. crossing						\$0	\$0	\$0	\$0	\$0	
** CAVENDISH	Rehab BR130						\$0	\$0	\$0	\$0	\$0	
CAVENDISH GMRC (24)	Rehab BR132 on GMRC		\$47,873		\$150,000	\$197,873	\$197,873	\$0	\$0	\$0	\$0	\$197,873
CAVENDISH STP 2032()	Resurface crossing						\$0	\$0	\$0	\$0	\$0	
CHARLOTTE STP 2035(23)	Upgrade crossing		\$5,000		\$274,847	\$279,847	\$27,985	\$0	\$251,862	\$0	\$0	\$279,847
CHARLOTTE VTRY (15)	Rehab BR252.7 on VTR		\$66,574		\$50,000	\$116,574	\$116,574	\$0	\$0	\$0	\$0	\$116,574
CHESTER	Rehab BR124 on GMRC						\$0	\$0	\$0	\$0	\$0	
CHESTER GMRC(11)	REHABILITATION OF BR119						\$0	\$0	\$0	\$0	\$0	
CHESTER GMRC(25)	Improve BR125 on GMRC		\$41,724		\$20,000	\$61,724	\$61,724	\$0	\$0	\$0	\$0	\$61,724
CHESTER STP 2032()	Resurface crossing						\$0	\$0	\$0	\$0	\$0	
CHESTER STP 2032()	Resurface crossing						\$0	\$0	\$0	\$0	\$0	
CLARENDON REW4445B	Repair storm damage		\$70,000	\$5,000		\$75,000	\$18,750	\$0	\$0	\$0	\$56,250	\$75,000
CLARENDON VTRY (42)	Replace BR93		\$29,762		\$128,400	\$158,162	\$55,357	\$0	\$102,805	\$0	\$0	\$158,162
CLARENDON VTRY (43)	Rehab BR96		\$24,801		\$107,000	\$131,801	\$46,130	\$0	\$85,671	\$0	\$0	\$131,801
CLARENDON VTRY (44)	Rehab BR98		\$14,881		\$64,200	\$79,081	\$27,678	\$0	\$51,403	\$0	\$0	\$79,081
COVENTRY	Rehab BR568						\$0	\$0	\$0	\$0	\$0	
COVENTRY	Replace 5 culverts						\$0	\$0	\$0	\$0	\$0	
COVENTRY STRB(47)	RECONSTRUCTION OF BR561						\$0	\$0	\$0	\$0	\$0	
COVENTRY WCRL (22)	Rehab BR562 on WACR-CRL		\$25,116		\$100,000	\$125,116	\$125,116	\$0	\$0	\$0	\$0	\$125,116
DANBY REW4445A	Repair storm damage		\$70,000			\$70,000	\$17,500	\$0	\$0	\$0	\$52,500	\$70,000
** DORSET	Rehab BR77 on VTR						\$0	\$0	\$0	\$0	\$0	

Rail**FY 2021 GOVERNOR'S RECOMMEND - TRANSPORTATION PROGRAM**

PROJECT	DESCRIPTION	OTHER	PE	ROW	CONST	TOTAL	T FUND	TIB/TIB Bond	FEDERAL	LOCAL	InterDept	TOTAL
DORSET NH 019-2 (24)	Improve US7 crossing		\$65,000		\$700,000	\$765,000	\$76,500	\$0	\$688,500	\$0	\$0	\$765,000
DORSET VTRY(32)	Replace BR76						\$0	\$0	\$0	\$0	\$0	
DORSET VTRY(33)	Replace BR77						\$0	\$0	\$0	\$0	\$0	
DORSET VTRY(34)	Replace BR80		\$16,121			\$16,121	\$5,642	\$0	\$10,479	\$0	\$0	\$16,121
** ESSEX STP 5300 (15)	Improve Park St. crossing						\$0	\$0	\$0	\$0	\$0	
FAIRLEE REW4330A	Repair storm damage		\$119,880		\$200,000	\$319,880	\$79,970	\$0	\$0	\$0	\$239,910	\$319,880
FAIRLEE REW4330D	Repair storm damage		\$55,710		\$200,000	\$255,710	\$63,928	\$0	\$0	\$0	\$191,783	\$255,710
FAIRLEE STP 2034()	Resurface crossing						\$0	\$0	\$0	\$0	\$0	
FERRISBURGH STP 2035(24)	Upgrade crossing		\$5,000		\$240,743	\$245,743	\$24,574	\$0	\$221,169	\$0	\$0	\$245,743
FERRISBURGH STP 2035(25)	Improve crossing, DOT 851-382W		\$5,000		\$231,945	\$236,945	\$23,695	\$0	\$213,251	\$0	\$0	\$236,945
FERRISBURGH STP 2035(26)	Upgrade crossing		\$5,000		\$300,629	\$305,629	\$30,563	\$0	\$275,066	\$0	\$0	\$305,629
FERRISBURGH VTRY ()	Rehab BR249 on VTR		\$25,000			\$25,000	\$25,000	\$0	\$0	\$0	\$0	\$25,000
HARTFORD PLAT(4)	Reconstruct station platform		\$100,000		\$100,000	\$200,000	\$200,000	\$0	\$0	\$0	\$0	\$200,000
HOOSICK, NY VTRY (46)	Rehab BR600						\$0	\$0	\$0	\$0	\$0	
HOOSICK, NY VTRY (47)	Rehab BR601						\$0	\$0	\$0	\$0	\$0	
HOOSICK, NY VTRY (48)	Replace BR603						\$0	\$0	\$0	\$0	\$0	
LEICESTER STP 2033 (29)	IMPROVE VTR/TH12 CROSSING						\$0	\$0	\$0	\$0	\$0	
LUDLOW GMRC()	Rehab BR133 on GMRC		\$52,500			\$52,500	\$52,500	\$0	\$0	\$0	\$0	\$52,500
LYNDON STP 0113()	Improve WACR-Bradford Sub./US5		\$25,000			\$25,000	\$2,500	\$0	\$22,500	\$0	\$0	\$25,000
MANCHESTER	Rehab BR71 on VTR						\$0	\$0	\$0	\$0	\$0	
MANCHESTER VTRY (26)	Rehab BR67		\$10,000		\$300,000	\$310,000	\$108,500	\$0	\$201,500	\$0	\$0	\$310,000
MANCHESTER VTRY (27)	Rehab BR71		\$10,000		\$300,000	\$310,000	\$108,500	\$0	\$201,500	\$0	\$0	\$310,000
MANCHESTER VTRY (28)	Replace BR72.5		\$12,401			\$12,401	\$4,340	\$0	\$8,061	\$0	\$0	\$12,401

<div><i>Rail</i></div> <div>FY 2021 GOVERNOR'S RECOMMEND - TRANSPORTATION PROGRAM</div>												
PROJECT	DESCRIPTION	OTHER	PE	ROW	CONST	TOTAL	T FUND	TIB/TIB Bond	FEDERAL	LOCAL	InterDept	TOTAL
MANCHESTER VTRY (29)	Replace BR72.7		\$12,401			\$12,401	\$4,340	\$0	\$8,061	\$0	\$0	\$12,401
MANCHESTER VTRY (30)	Rehab BR73						\$0	\$0	\$0	\$0	\$0	
MANCHESTER VTRY (31)	Rehab BR74						\$0	\$0	\$0	\$0	\$0	
MANCHESTER VTRY (7)	Rehab BR72 on VTR						\$0	\$0	\$0	\$0	\$0	
MIDDLEBURY PLAT (2)	Modify platform for Amtrak		\$26,422		\$375,000	\$401,422	\$184,895	\$0	\$216,527	\$0	\$0	\$401,422
MIDDLEBURY STP 2035(20)	IMPROVE VTR/TH31 CROSSING						\$0	\$0	\$0	\$0	\$0	
MIDDLEBURY VRTY()	REHABILITATION OF BR236						\$0	\$0	\$0	\$0	\$0	
MIDDLESEX STP 2036(11)	Improve crossing						\$0	\$0	\$0	\$0	\$0	
MONTPELIER NH 6400(45)	Crossing improvements		\$85,000		\$15,000	\$100,000	\$10,000	\$0	\$90,000	\$0	\$0	\$100,000
MONTPELIER STP 6400(30)	PIONEER ST CROSSING ON WACR						\$0	\$0	\$0	\$0	\$0	
MONTPELIER STP 6400(43)	Install new Barre St. crossing		\$45,000	\$5,000	\$100,000	\$150,000	\$15,000	\$0	\$135,000	\$0	\$0	\$150,000
MONTPELIER STP 6400(44)	Improve Green Mtn. Dr crossing						\$0	\$0	\$0	\$0	\$0	
MONTPELIER WACR (10)	Build run-around track		\$50,000		\$150,000	\$200,000	\$200,000	\$0	\$0	\$0	\$0	\$200,000
MONTPELIER WACR (13)	Rehab BR304		\$5,000		\$200,000	\$205,000	\$205,000	\$0	\$0	\$0	\$0	\$205,000
MONTPELIER WACR (6)	REHABILITATION OF BR306		\$25,000			\$25,000	\$25,000	\$0	\$0	\$0	\$0	\$25,000
MONTPELIER WACR (7)	REHABILITATION OF BR304						\$0	\$0	\$0	\$0	\$0	
MONTPELIER WACR (8)	Rehab BR305 on WACR						\$0	\$0	\$0	\$0	\$0	
MONTPELIER WACR (9)	Rehab BR306 on WACR						\$0	\$0	\$0	\$0	\$0	
MT. HOLLY	Rehab BR142 on GMRC						\$0	\$0	\$0	\$0	\$0	
MT. HOLLY GMRC(26)	Rehab BR144		\$75,000			\$75,000	\$75,000	\$0	\$0	\$0	\$0	\$75,000
MT. TABOR VTRY(35)	Replace BR83		\$21,081			\$21,081	\$7,378	\$0	\$13,703	\$0	\$0	\$21,081
MT. TABOR VTRY(36)	Rehab BR85		\$4,960			\$4,960	\$1,736	\$0	\$3,224	\$0	\$0	\$4,960
MT. TABOR VTRY(37)	Rehab BR86		\$12,401			\$12,401	\$4,340	\$0	\$8,061	\$0	\$0	\$12,401

Rail**FY 2021 GOVERNOR'S RECOMMEND - TRANSPORTATION PROGRAM**

PROJECT	DESCRIPTION	OTHER	PE	ROW	CONST	TOTAL	T FUND	TIB/TIB Bond	FEDERAL	LOCAL	InterDept	TOTAL
NEW HAVEN NH 019-3(61)	Upgrade crossing						\$0	\$0	\$0	\$0	\$0	
NEWBURY	Rehab BR521 on Conn River Line						\$0	\$0	\$0	\$0	\$0	
NEWBURY WCRL(20)	Rehab BR520 on WACR-CRL						\$0	\$0	\$0	\$0	\$0	
NEWBURY WCRL(23)	Rehab BR522 on WACR-CRL		\$10,396		\$372,500	\$382,896	\$0	\$382,896	\$0	\$0	\$0	\$382,896
NORWICH STP 2034 (18)	Replace concrete panels		\$53,188		\$270,000	\$323,188	\$32,319	\$0	\$290,869	\$0	\$0	\$323,188
PITTSFORD STP 2033 (30)	IMPROVE VTR/37 CROSSING						\$0	\$0	\$0	\$0	\$0	
PITTSFORD STP 2033 (32)	Improve crossing, DOT 851-317R		\$20,000		\$200,000	\$220,000	\$22,000	\$0	\$198,000	\$0	\$0	\$220,000
PITTSFORD STP 2033 (33)	KENDALL HILL RD X-ING ON VT		\$20,000		\$678,446	\$698,446	\$69,845	\$0	\$628,601	\$0	\$0	\$698,446
PITTSFORD VTRY(11)	Rehab BR220 on VTR						\$0	\$0	\$0	\$0	\$0	
PITTSFORD VTRY(12)	Add siding		\$32,231	\$50,000	\$100,000	\$182,231	\$83,936	\$0	\$98,295	\$0	\$0	\$182,231
PROCTOR VTRY(10)	Rehab BR207 on VTR						\$0	\$0	\$0	\$0	\$0	
ROCKINGHAM	Rehab BR111						\$0	\$0	\$0	\$0	\$0	
ROCKINGHAM GMRC (14)	REHABILITATION OF BR136						\$0	\$0	\$0	\$0	\$0	
ROYALTON STP 2034 (16)	Improve crossing						\$0	\$0	\$0	\$0	\$0	
RUTLAND VTRY(49)	Replace 3 wye turnouts				\$50,000	\$50,000	\$23,030	\$0	\$26,970	\$0	\$0	\$50,000
RUTLAND CITY STP 3000(21)	Resurface crossing						\$0	\$0	\$0	\$0	\$0	
RUTLAND CITY STP 3000(22)	Improve West St. crossing		\$75,000		\$250,000	\$325,000	\$32,500	\$0	\$292,500	\$0	\$0	\$325,000
RUTLAND CITY STP 3000(23)	Improve Forest St. crossing		\$50,000		\$150,000	\$200,000	\$20,000	\$0	\$180,000	\$0	\$0	\$200,000
RUTLAND CITY VTRY (45)	Replace BR99.5		\$12,401			\$12,401	\$4,340	\$0	\$8,061	\$0	\$0	\$12,401
RUTLAND TOWN STP 0163(5)	Upgrade crossing		\$20,000		\$442,945	\$462,945	\$46,295	\$0	\$416,651	\$0	\$0	\$462,945
RUTLAND-BURLINGTON	FRA TIGER VII Grant		\$1,160		\$1,000,000	\$1,001,160	\$461,134	\$0	\$540,026	\$0	\$0	\$1,001,160
SALISBURY STP 2035 (21)	IMPROVE VTR/TH18 CROSSING						\$0	\$0	\$0	\$0	\$0	

<div><i>Rail</i></div> <div>FY 2021 GOVERNOR'S RECOMMEND - TRANSPORTATION PROGRAM</div>												
PROJECT	DESCRIPTION	OTHER	PE	ROW	CONST	TOTAL	T FUND	TIB/TIB Bond	FEDERAL	LOCAL	InterDept	TOTAL
SALISBURY STP 2035 (22)	IMPROVE VTR/TH1 CROSSING						\$0	\$0	\$0	\$0	\$0	
SHAFTSBURY REW4330F	Repair storm damage		\$54,760		\$147,500	\$202,260	\$50,565	\$0	\$0	\$0	\$151,695	\$202,260
SHAFTSBURY VTRY (16)	Rehab BR59 on VTR		\$5,000		\$296,000	\$301,000	\$60,200	\$0	\$240,800	\$0	\$0	\$301,000
SHAFTSBURY VTRY (20)	Replace BR57.5		\$89,286			\$89,286	\$31,250	\$0	\$58,036	\$0	\$0	\$89,286
SHAFTSBURY VTRY (21)	Rehab BR58				\$160,500	\$160,500	\$56,175	\$0	\$104,325	\$0	\$0	\$160,500
SHAFTSBURY VTRY (22)	Replace BR58.5				\$354,750	\$354,750	\$124,163	\$0	\$230,588	\$0	\$0	\$354,750
SHAFTSBURY VTRY (8)	Rehab BR58.5 on VTR						\$0	\$0	\$0	\$0	\$0	
SHARON STP 2034 (17)	Improve crossing						\$0	\$0	\$0	\$0	\$0	
SHELBURNE-BURLINGTON SF9043	QUIET ZONE	\$75,000				\$75,000	\$75,000	\$0	\$0	\$0	\$0	\$75,000
ST. ALBANS TOWN STP 2038(20)	Improve crossing				\$350,000	\$350,000	\$35,000	\$0	\$315,000	\$0	\$0	\$350,000
ST. JOHNSBURY	Rehab BR540		\$45,000			\$45,000	\$45,000	\$0	\$0	\$0	\$0	\$45,000
ST. JOHNSBURY WCRL(24)	Rehab BR538 on WACR-CRL		\$20,000		\$200,000	\$220,000	\$0	\$220,000	\$0	\$0	\$0	\$220,000
STATEWIDE	Immediate attention bridges				\$325,000	\$325,000	\$325,000	\$0	\$0	\$0	\$0	\$325,000
STATEWIDE	D&E PROJECTS						\$0	\$0	\$0	\$0	\$0	
STATEWIDE	CROSSING SURFACING PROGRAM				\$400,000	\$400,000	\$400,000	\$0	\$0	\$0	\$0	\$400,000
STATEWIDE	RR ROW PROPERTY LEASE MGMNT.	\$275,000				\$275,000	\$275,000	\$0	\$0	\$0	\$0	\$275,000
STATEWIDE	RAIL PASSENGER MARKETING	\$50,000				\$50,000	\$50,000	\$0	\$0	\$0	\$0	\$50,000
STATEWIDE	State Rail Plan	\$50,000				\$50,000	\$50,000	\$0	\$0	\$0	\$0	\$50,000
STATEWIDE	AMTRAK CONTRACT	\$8,100,000				\$8,100,000	\$4,100,000	\$0	\$4,000,000	\$0	\$0	\$8,100,000
STATEWIDE	RAIL SECTION ADMINISTRAT ION	\$1,689,631				\$1,689,631	\$1,689,631	\$0	\$0	\$0	\$0	\$1,689,631
STATEWIDE	3-WAY PARTNERSHIPS				\$450,000	\$450,000	\$150,000	\$0	\$0	\$300,000	\$0	\$450,000

<div><i>Rail</i></div> <div>FY 2021 GOVERNOR'S RECOMMEND - TRANSPORTATION PROGRAM</div>												
PROJECT	DESCRIPTION	OTHER	PE	ROW	CONST	TOTAL	T FUND	TIB/TIB Bond	FEDERAL	LOCAL	InterDept	TOTAL
STATEWIDE BUILD							\$0	\$0	\$0	\$0	\$0	
STATEWIDE CRTIES01	STATEWIDE CROSSTIES				\$250,000	\$250,000	\$250,000	\$0	\$0	\$0	\$0	\$250,000
STATEWIDE OPLIFE (18)	OPERATION LIFESAVER	\$30,000				\$30,000	\$6,000	\$0	\$24,000	\$0	\$0	\$30,000
STATEWIDE RR 1002	RR ROW MAINTENANCE	\$275,000				\$275,000	\$275,000	\$0	\$0	\$0	\$0	\$275,000
STATEWIDE SF9046	RAIL TRAIL MAINTENANCE				\$110,000	\$110,000	\$110,000	\$0	\$0	\$0	\$0	\$110,000
STATEWIDE STP 2030(11)	Section 130 data compilation	\$24,500				\$24,500	\$2,450	\$0	\$22,050	\$0	\$0	\$24,500
STATEWIDE STP 2030(12)	Crossing improvements	\$200,000				\$200,000	\$110,000	\$0	\$90,000	\$0	\$0	\$200,000
STATEWIDE STRBINSP	BRIDGE INSPECTION		\$400,000			\$400,000	\$400,000	\$0	\$0	\$0	\$0	\$400,000
STATEWIDE STRBLOAD	BRIDGE LOAD RATING		\$500,000			\$500,000	\$500,000	\$0	\$0	\$0	\$0	\$500,000
STATEWIDE STRBMATN	BRIDGE MAINTENANCE		\$450,000			\$450,000	\$450,000	\$0	\$0	\$0	\$0	\$450,000
SWANTON STP 2038 (17)	Improve crossing						\$0	\$0	\$0	\$0	\$0	
SWANTON STP 2038 (18)	Improve crossing						\$0	\$0	\$0	\$0	\$0	
THETFORD REW4330B	Repair storm damage		\$59,760		\$150,000	\$209,760	\$52,440	\$0	\$0	\$0	\$157,320	\$209,760
THETFORD REW4330C	Repair storm damage		\$59,880		\$100,000	\$159,880	\$39,970	\$0	\$0	\$0	\$119,910	\$159,880
VERGENNES PLAT(1)	Modify platform for Amtrak						\$0	\$0	\$0	\$0	\$0	
VERGENNES STP VRRD(1)	Train station						\$0	\$0	\$0	\$0	\$0	
WALLINGFORD	Rehab BR88 on VTR						\$0	\$0	\$0	\$0	\$0	
WALLINGFORD GMRC()	Rehab BR145 on GMRC						\$0	\$0	\$0	\$0	\$0	
WALLINGFORD REW4330E	Repair storm damage		\$49,970		\$200,000	\$249,970	\$62,493	\$0	\$0	\$0	\$187,478	\$249,970
WALLINGFORD STP 2033(28)	Improve VTR/TH7 x-ing						\$0	\$0	\$0	\$0	\$0	
WALLINGFORD VTRY (38)	Rehab BR87				\$133,750	\$133,750	\$46,813	\$0	\$86,938	\$0	\$0	\$133,750
WALLINGFORD VTRY (39)	Rehab BR88				\$328,000	\$328,000	\$114,800	\$0	\$213,200	\$0	\$0	\$328,000

Rail**FY 2021 GOVERNOR'S RECOMMEND - TRANSPORTATION PROGRAM**

PROJECT	DESCRIPTION	OTHER	PE	ROW	CONST	TOTAL	T FUND	TIB/TIB Bond	FEDERAL	LOCAL	InterDept	TOTAL
WALLINGFORD VTRY (40)	Rehab BR89				\$267,500	\$267,500	\$93,625	\$0	\$173,875	\$0	\$0	\$267,500
WALLINGFORD VTRY (41)	Rehab BR92		\$24,801		\$107,000	\$131,801	\$46,130	\$0	\$85,671	\$0	\$0	\$131,801
WEST RUTLAND STP 3400(11)	Improve Main St. crossing						\$0	\$0	\$0	\$0	\$0	
WINDSOR-ST. ALBANS CRISI(17)	Amtrak safety project	\$1,666,015				\$1,666,015	\$0	\$0	\$916,308	\$749,707	\$0	\$1,666,015
WINOOSKI STP 5100 (14)	Improve Malletts Bay Ave x-ing				\$350,000	\$350,000	\$35,000	\$0	\$315,000	\$0	\$0	\$350,000
TOTAL Rail		\$12,695,146	\$3,822,079	\$60,000	\$15,288,122	\$31,865,347	\$14,263,797	\$760,000	\$14,634,998	\$1,049,707	\$1,156,845	\$31,865,347
					Total Appropriation		\$14,263,797	\$760,000	\$14,634,998	\$0	\$1,156,845	\$30,815,640

Appropriation excludes \$1,049,707 local funds not appropriated.

RAIL

	Estimated Budget Year FY 2021	Projected FY 2022	Projected FY 2023	Projected FY 2024
PE	\$3,822,079	\$4,589,851	\$3,760,804	\$1,980,000
ROW	\$60,000	\$0	\$0	\$0
CONST	\$15,288,122	\$22,143,742	\$19,952,625	\$16,115,375
OTHER	\$12,695,146	\$11,792,500	\$11,794,500	\$11,794,500
TOTAL	\$31,865,347	\$38,526,093	\$35,507,929	\$29,889,875

Agency of Transportation Multiyear Transportation Program

PROJECT INFORMATION	PHASE AND FUNDING	ESTIMATED TOTAL COST	ACTUAL EXPENDED THRU FY 2019	ESTIMATED CURRENT YEAR FY 2020	ESTIMATED BUDGET YEAR FY 2021	PROJECTED FY 2022	PROJECTED FY 2023	PROJECTED FY 2024	ESTIMATED COST TO COMPLETE
RAIL ALBURGH NH 036-1(15)	PE	50,000	13,275	36,725	0	0	0	0	0
	ROW	0	0	0	0	0	0	0	0
	CONST	350,000	0	50,000	300,000	0	0	0	0
	OTHER	0	0	0	0	0	0	0	0
	TOTAL	400,000	13,275	86,725	300,000	0	0	0	0
Route: VT-78		Description: Safety improvements at RT 78/NECR. MP 15.8.							
YearAdded: 2019 Project Manager: Jason Owen 802-595-1215		Comments:							
RAIL ALBURGH STP 2038(19)	PE	100,000	0	0	0	50,000	50,000	0	0
	ROW	0	0	0	0	0	0	0	0
	CONST	500,000	0	0	0	0	100,000	400,000	0
	OTHER	0	0	0	0	0	0	0	0
	TOTAL	600,000	0	0	0	50,000	150,000	400,000	0
Route: CN Canadian National Railway Division Swanton		Description: Crossing improvement upgrade at E. Alburgh Rd. (TH13) in Alburgh. MP 15.9							
YearAdded: 2019 Project Manager: Paul Libby 802-595-0720		Comments:							
RAIL ARLINGTON VTRY(23)	PE	74,405	0	0	0	74,405	0	0	0
	ROW	0	0	0	0	0	0	0	0
	CONST	802,500	0	0	0	0	802,500	0	0
	OTHER	0	0	0	0	0	0	0	0
	TOTAL	876,905	0	0	0	74,405	802,500	0	0
Route: VTR Vermont Railway B&R		Description: Replacement of bridge 59.5 on the VTR B&R, MP 11.50. Part of the FRA BUILD Grant.							
YearAdded: 2021 Project Manager: Paul Libby 802-595-0720		Comments:							

Agency of Transportation Multiyear Transportation Program

PROJECT INFORMATION	PHASE AND FUNDING	ESTIMATED TOTAL COST	ACTUAL EXPENDED THRU FY 2019	ESTIMATED CURRENT YEAR FY 2020	ESTIMATED BUDGET YEAR FY 2021	PROJECTED FY 2022	PROJECTED FY 2023	PROJECTED FY 2024	ESTIMATED COST TO COMPLETE
RAIL ARLINGTON VTRY(24)	PE	148,810	0	0	0	148,810	0	0	0
	ROW	0	0	0	0	0	0	0	0
	CONST	1,605,000	0	0	0	0	1,605,000	0	0
	OTHER	0	0	0	0	0	0	0	0
	TOTAL	1,753,810	0	0	0	148,810	1,605,000	0	0
Route: VTR Vermont Railway B&R		Description: Rehab bridge 61 in Arlington on the VTR B&R, MP 12.45. Part of the FRA BUILD Grant.							
YearAdded: 2021 Project Manager: Paul Libby 802-595-0720		Comments:							
RAIL ARLINGTON VTRY(25)	PE	99,206	0	0	0	99,206	0	0	0
	ROW	0	0	0	0	0	0	0	0
	CONST	1,070,000	0	0	0	0	1,070,000	0	0
	OTHER	0	0	0	0	0	0	0	0
	TOTAL	1,169,206	0	0	0	99,206	1,070,000	0	0
Route: VTR Vermont Railway B&R		Description: Rehab of bridge 62 in Arlington on the VTR B&R, MP 14.72. Part of the FRA BUILD Grant.							
YearAdded: 2021 Project Manager: Paul Libby 802-595-0720		Comments:							
RAIL ARLINGTON VTRY(6)	PE	116,285	41,398	0	0	0	74,887	0	0
	ROW	0	0	0	0	0	0	0	0
	CONST	200,000	0	0	0	0	0	200,000	0
	OTHER	0	0	0	0	0	0	0	0
	TOTAL	316,285	41,398	0	0	0	74,887	200,000	0
Route: VTR Vermont Railway B&R		Description: Bridge 62, VT-Railway, Inc. - REHAB							
YearAdded: 2017 Project Manager: Paul Libby 802-595-0720		Comments:							

Agency of Transportation Multiyear Transportation Program

PROJECT INFORMATION	PHASE AND FUNDING	ESTIMATED TOTAL COST	ACTUAL EXPENDED THRU FY 2019	ESTIMATED CURRENT YEAR FY 2020	ESTIMATED BUDGET YEAR FY 2021	PROJECTED FY 2022	PROJECTED FY 2023	PROJECTED FY 2024	ESTIMATED COST TO COMPLETE
RAIL BARNET	PE	250,000	0	0	0	50,000	150,000	50,000	0
	ROW	0	0	0	0	0	0	0	0
	CONST	2,075,000	0	0	0	0	75,000	1,500,000	500,000
	OTHER	0	0	0	0	0	0	0	0
	TOTAL	2,325,000	0	0	0	50,000	225,000	1,550,000	500,000
Route: WACR Washington County Railroad Conn River Divi YearAdded: 2017 Project Manager: Paul Libby 802-595-0720	Description: BRIDGE 535, CONN RIVER MAIN LINE								
	Comments:								
RAIL BARRE CITY STP 6000(30)	PE	100,000	0	75,000	35,000	10,000	0	0	0
	ROW	0	0	0	0	0	0	0	0
	CONST	350,000	0	0	250,000	100,000	0	0	0
	OTHER	0	0	0	0	0	0	0	0
	TOTAL	450,000	0	75,000	285,000	110,000	0	0	0
Route: WACR Washington County Railroad Montpelier & Ba YearAdded: 2020 Project Manager: Joshua Martineau 802-595-2793	Description: Crossing Improvements at Berlin St. in Barre City.								
	Comments:								
RAIL BARRE CITY STP 6000(31)	PE	0	0	0	0	0	0	0	0
	ROW	0	0	0	0	0	0	0	0
	CONST	0	0	0	0	0	0	0	0
	OTHER	0	0	0	0	0	0	0	0
	TOTAL	0	0	0	0	0	0	0	0
Route: WACR Washington County Railroad Montpelier & Ba YearAdded: 2020 Project Manager: Paul Libby 802-595-0720	Description: Crossing improvements to Quarry St. in Barre City.								
	Comments:								

Agency of Transportation Multiyear Transportation Program

PROJECT INFORMATION	PHASE AND FUNDING	ESTIMATED TOTAL COST	ACTUAL EXPENDED THRU FY 2019	ESTIMATED CURRENT YEAR FY 2020	ESTIMATED BUDGET YEAR FY 2021	PROJECTED FY 2022	PROJECTED FY 2023	PROJECTED FY 2024	ESTIMATED COST TO COMPLETE
RAIL	PE	40,000	8,649	31,351	0	0	0	0	0
BARRE CITY	ROW	0	0	0	0	0	0	0	0
WACR(11)	CONST	0	0	0	0	0	0	0	0
	OTHER	0	0	0	0	0	0	0	0
	TOTAL	40,000	8,649	31,351	0	0	0	0	0
Route: WACR Washington County Railroad Montpelier & Ba	Description: Rehab bridge 308 in Barre City on the WACR M&B.								
YearAdded: 2021 Project Manager: Cos Gardner 802-595-2889	Comments:								
RAIL	PE	0	0	0	0	0	0	0	0
BARRE-BERLIN-MONTPELIER	ROW	0	0	0	0	0	0	0	0
04-9038	CONST	0	3,491,035	0	0	0	0	0	0
	OTHER	0	0	260,000	260,000	260,000	260,000	260,000	0
	TOTAL	0	3,491,035	260,000	260,000	260,000	260,000	260,000	0
Route: WASHINGTON CO. RR	Description: LEASE SUBSIDY, AND INFRASTRUCTURE REPAIR.								
YearAdded: Prior to 2006 Project Manager: Daniel Delabruere 802-279-2647	Comments:								
RAIL	PE	100,000	0	0	0	50,000	50,000	0	0
BARTON	ROW	0	0	0	0	0	0	0	0
	CONST	125,000	0	0	0	0	125,000	0	0
	OTHER	0	0	0	0	0	0	0	0
	TOTAL	225,000	0	0	0	50,000	175,000	0	0
Route: WACR Washington County Railroad Conn River Divi	Description: BRIDGE 559 REHAB, CONN RIVER MAIN LINE, MP: 9.30								
YearAdded: 2017 Project Manager: Paul Libby 802-595-0720	Comments:								

Agency of Transportation Multiyear Transportation Program

PROJECT INFORMATION	PHASE AND FUNDING	ESTIMATED TOTAL COST	ACTUAL EXPENDED THRU FY 2019	ESTIMATED CURRENT YEAR FY 2020	ESTIMATED BUDGET YEAR FY 2021	PROJECTED FY 2022	PROJECTED FY 2023	PROJECTED FY 2024	ESTIMATED COST TO COMPLETE
RAIL	PE	100,000	0	0	0	50,000	50,000	0	0
BARTON	ROW	0	0	0	0	0	0	0	0
WCRL(11)	CONST	500,000	0	0	0	0	100,000	400,000	0
	OTHER	0	0	0	0	0	0	0	0
	TOTAL	600,000	0	0	0	50,000	150,000	400,000	0
Route: WACR Washington County Railroad Conn River Divi	Description: REHABILITATION OF BR558 ON THE WASHINGTON COUNTY RR - CONNECTICUT RIVER LINE IN BARTON.								
YearAdded: 2010 Project Manager: Kyle Wells 802-505-1707	Comments:								
RAIL	PE	0	0	0	0	0	0	0	0
BELLOWS FALLS - CHESTER	ROW	0	0	0	0	0	0	0	0
GMRC(23)	CONST	397,303	397,152	150	0	0	0	0	0
	OTHER	0	0	0	0	0	0	0	0
	TOTAL	397,303	397,152	150	0	0	0	0	0
Route: GMRC Green Mountain Railroad Bellows Falls	Description: GMRC Phase 4 – Replace 2 turnouts and ½ mile of track.								
YearAdded: 2019 Project Manager: Kyle Wells 802-505-1707	Comments:								
RAIL	PE	175,000	78,061	86,939	10,000	0	0	0	0
BRADFORD	ROW	0	0	0	0	0	0	0	0
WCRL(21)	CONST	1,091,833	0	0	150,000	941,833	0	0	0
	OTHER	0	0	0	0	0	0	0	0
	TOTAL	1,266,833	78,061	86,939	160,000	941,833	0	0	0
Route: Rail Br 513	Description: IBRIDGE 513 REHAB, CONN RIVER MAIN LINE, MP: 12.76.								
YearAdded: 2017 Project Manager: Cos Gardner 802-595-2889	Comments:								

Agency of Transportation Multiyear Transportation Program

PROJECT INFORMATION	PHASE AND FUNDING	ESTIMATED TOTAL COST	ACTUAL EXPENDED THRU FY 2019	ESTIMATED CURRENT YEAR FY 2020	ESTIMATED BUDGET YEAR FY 2021	PROJECTED FY 2022	PROJECTED FY 2023	PROJECTED FY 2024	ESTIMATED COST TO COMPLETE
RAIL BRANDON STP 2033(31)	PE	150,000	36,369	98,631	15,000	0	0	0	0
	ROW	0	0	0	0	0	0	0	0
	CONST	519,067	0	50,000	469,067	0	0	0	0
	OTHER	0	0	0	0	0	0	0	0
	TOTAL	669,067	36,369	148,631	484,067	0	0	0	0
Route: VTR Vermont Railway Northern		Description: Safety improvements to the RR crossing at Union St. in Brandon on the VTR North. DOT #851-328D. MP 70.66.							
YearAdded: 2019 Project Manager: Joshua Martineau 802-595-2793		Comments:							
RAIL BRANDON VTRY()	PE	100,000	0	0	0	100,000	0	0	0
	ROW	0	0	0	0	0	0	0	0
	CONST	225,000	0	0	0	25,000	200,000	0	0
	OTHER	0	0	0	0	0	0	0	0
	TOTAL	325,000	0	0	0	125,000	200,000	0	0
Route: VTR Vermont Railway Northern		Description: Rehab bridge 222 in Brandon on the VTR Northern. MP 70.85							
YearAdded: 2019 Project Manager: Paul Libby 802-595-0720		Comments:							
RAIL BURKE STP 2037()	PE	75,000	0	0	0	75,000	0	0	0
	ROW	0	0	0	0	0	0	0	0
	CONST	220,000	0	0	0	20,000	200,000	0	0
	OTHER	0	0	0	0	0	0	0	0
	TOTAL	295,000	0	0	0	95,000	200,000	0	0
Route: WACR Washington County Railroad Conn River Divi		Description: HAYDEN CROSSING (TH31) RESURFACING, CONN RIVER MAIN LINE, CROSSING #: 850-914U, MP 27.85							
YearAdded: 2017 Project Manager: Paul Libby 802-595-0720		Comments:							

Agency of Transportation Multiyear Transportation Program

PROJECT INFORMATION	PHASE AND FUNDING	ESTIMATED TOTAL COST	ACTUAL EXPENDED THRU FY 2019	ESTIMATED CURRENT YEAR FY 2020	ESTIMATED BUDGET YEAR FY 2021	PROJECTED FY 2022	PROJECTED FY 2023	PROJECTED FY 2024	ESTIMATED COST TO COMPLETE
RAIL	PE	178,814	5,480	98,334	75,000	0	0	0	0
BURLINGTON	ROW	0	0	0	0	0	0	0	0
PLAT(3)	CONST	1,625,000	0	50,000	1,000,000	575,000	0	0	0
	OTHER	0	0	0	0	0	0	0	0
	TOTAL	1,803,814	5,480	148,334	1,075,000	575,000	0	0	0
Route: VTR Vermont Railway Northern	Description: Modify train station platform to accommodate AMTRAK service in Burlington, MP 121.62, VTR North, Part of TIGER VII Grant								
YearAdded: 2018 Project Manager: Joshua Martineau 802-595-2793	Comments:								
RAIL	PE	250,000	80,362	25,000	144,638	0	0	0	0
BURLINGTON	ROW	0	0	0	0	0	0	0	0
STP 2035(15)	CONST	1,000,000	0	50,000	300,000	650,000	0	0	0
	OTHER	0	0	0	0	0	0	0	0
	TOTAL	1,250,000	80,362	75,000	444,638	650,000	0	0	0
Route: VTR Vermont Railway Northern	Description: SAFETY IMPROVEMENTS AT THE TH163 (COLLEGE STREET) VERMONT RAILWAY CROSSING IN BURLINGTON (837-102H)								
YearAdded: 2016 Project Manager: Joshua Martineau 802-595-2793	Comments:								
RAIL	PE	150,000	0	25,000	125,000	0	0	0	0
BURLINGTON	ROW	0	0	0	0	0	0	0	0
STP 2035(27)	CONST	500,000	0	0	50,000	450,000	0	0	0
	OTHER	0	0	0	0	0	0	0	0
	TOTAL	650,000	0	25,000	175,000	450,000	0	0	0
Route: VTR Vermont Railway Northern	Description: Crossing improvements at King Street in Burlington, DOT #837-101B.								
YearAdded: 2021 Project Manager: Joshua Martineau 802-595-2793	Comments:								

Agency of Transportation Multiyear Transportation Program

PROJECT INFORMATION	PHASE AND FUNDING	ESTIMATED TOTAL COST	ACTUAL EXPENDED THRU FY 2019	ESTIMATED CURRENT YEAR FY 2020	ESTIMATED BUDGET YEAR FY 2021	PROJECTED FY 2022	PROJECTED FY 2023	PROJECTED FY 2024	ESTIMATED COST TO COMPLETE
RAIL	PE	65,000	0	15,000	50,000	0	0	0	0
BURLINGTON	ROW	0	0	0	0	0	0	0	0
VTRY(50)	CONST	267,400	0	0	267,400	0	0	0	0
	OTHER	0	0	0	0	0	0	0	0
	TOTAL	332,400	0	15,000	317,400	0	0	0	0
Route: VTR Vermont Railway Northern	Description: Remove two existing manual switches and replace with power switches. Part of FRA TIGER VII Grant.								
YearAdded: 2021 Project Manager: Joshua Martineau 802-595-2793	Comments:								
RAIL	PE	100,000	0	0	0	0	90,000	10,000	0
CASTLETON	ROW	0	0	0	0	0	0	0	0
STP 2033(34)	CONST	675,000	0	0	0	0	75,000	600,000	0
	OTHER	0	0	0	0	0	0	0	0
	TOTAL	775,000	0	0	0	0	165,000	610,000	0
Route: CLP Clarendon & Pittsford Railroad	Description: Crossing improvements to Mill St. in Castleton.								
YearAdded: 2020 Project Manager: Cos Gardner 802-595-2889	Comments:								
RAIL	PE	150,000	12,127	80,000	47,873	10,000	0	0	0
CAVENDISH	ROW	0	0	0	0	0	0	0	0
GMRC(24)	CONST	1,000,000	0	0	150,000	850,000	0	0	0
	OTHER	0	0	0	0	0	0	0	0
	TOTAL	1,150,000	12,127	80,000	197,873	860,000	0	0	0
Route: GMRC Green Mountain Railroad Bellows Falls	Description: BRIDGE 132 REHAB, GREEN MTN RR CORP, MP: 24.31								
YearAdded: 2017 Project Manager: Kyle Wells 802-505-1707	Comments:								

Agency of Transportation Multiyear Transportation Program

PROJECT INFORMATION	PHASE AND FUNDING	ESTIMATED TOTAL COST	ACTUAL EXPENDED THRU FY 2019	ESTIMATED CURRENT YEAR FY 2020	ESTIMATED BUDGET YEAR FY 2021	PROJECTED FY 2022	PROJECTED FY 2023	PROJECTED FY 2024	ESTIMATED COST TO COMPLETE
RAIL CAVENDISH STP 2032()	PE	75,000	0	0	0	75,000	0	0	0
	ROW	0	0	0	0	0	0	0	0
	CONST	325,000	0	0	0	75,000	250,000	0	0
	OTHER	0	0	0	0	0	0	0	0
	TOTAL	400,000	0	0	0	150,000	250,000	0	0
Route: GMRC Green Mountain Railroad Bellows Falls YearAdded: 2017 Project Manager: Paul Libby 802-595-0720	Description: DENSMORE RD (TH39) RESURFACING, GREEN MTN RR CORP, CROSSING #: 859-839R, MP 20.69								
	Comments:								
RAIL CHARLOTTE STP 2035(23)	PE	112,563	17,815	89,748	5,000	0	0	0	0
	ROW	0	0	0	0	0	0	0	0
	CONST	349,847	0	75,000	274,847	0	0	0	0
	OTHER	0	0	0	0	0	0	0	0
	TOTAL	462,410	17,815	164,748	279,847	0	0	0	0
Route: VTR Vermont Railway Northern YearAdded: 2019 Project Manager: Cos Gardner 802-595-2889	Description: Crossing safety upgrades at Thompson's Point Rd in Charlotte on the VTR.								
	Comments:								
RAIL CHARLOTTE VTRY(15)	PE	125,000	8,426	50,000	66,574	0	0	0	0
	ROW	0	0	0	0	0	0	0	0
	CONST	450,000	0	0	50,000	400,000	0	0	0
	OTHER	0	0	0	0	0	0	0	0
	TOTAL	575,000	8,426	50,000	116,574	400,000	0	0	0
Route: VTR Vermont Railway Northern YearAdded: 2018 Project Manager: Joshua Martineau 802-595-2793	Description: Rehab bridge 252.7 in Charlotte on the VTR Northern. MP 107.14								
	Comments:								

Agency of Transportation Multiyear Transportation Program

PROJECT INFORMATION	PHASE AND FUNDING	ESTIMATED TOTAL COST	ACTUAL EXPENDED THRU FY 2019	ESTIMATED CURRENT YEAR FY 2020	ESTIMATED BUDGET YEAR FY 2021	PROJECTED FY 2022	PROJECTED FY 2023	PROJECTED FY 2024	ESTIMATED COST TO COMPLETE
RAIL CHESTER	PE	100,000	0	0	0	100,000	0	0	0
	ROW	0	0	0	0	0	0	0	0
	CONST	225,000	0	0	0	25,000	200,000	0	0
	OTHER	0	0	0	0	0	0	0	0
	TOTAL	325,000	0	0	0	125,000	200,000	0	0
Route: GMRC Green Mountain Railroad Bellows Falls YearAdded: 2019 Project Manager: Paul Libby 802-595-0720	Description: Rehab BR 124 in Chester on the Green Mountain RR, MP 18.2.								
	Comments:								
RAIL CHESTER GMRC(11)	PE	283,342	208,342	0	0	75,000	0	0	0
	ROW	0	0	0	0	0	0	0	0
	CONST	375,000	0	0	0	75,000	300,000	0	0
	OTHER	0	0	0	0	0	0	0	0
	TOTAL	658,342	208,342	0	0	150,000	300,000	0	0
Route: GMRC Green Mountain Railroad Bellows Falls YearAdded: 2010 Project Manager: Cos Gardner 802-595-2889	Description: IMPROVEMENTS TO BR119 ON THE GREEN MOUNTAIN RR IN CHESTER.								
	Comments:								
RAIL CHESTER GMRC(25)	PE	135,000	18,276	75,000	41,724	0	0	0	0
	ROW	0	0	0	0	0	0	0	0
	CONST	350,000	0	0	20,000	330,000	0	0	0
	OTHER	0	0	0	0	0	0	0	0
	TOTAL	485,000	18,276	75,000	61,724	330,000	0	0	0
Route: GMRC Green Mountain Railroad Bellows Falls YearAdded: 2017 Project Manager: Joshua Martineau 802-595-2793	Description: BRIDGE 125 REHAB, GREEN MTN RR CORP, MP: 18.60.								
	Comments:								

Agency of Transportation Multiyear Transportation Program

PROJECT INFORMATION	PHASE AND FUNDING	ESTIMATED TOTAL COST	ACTUAL EXPENDED THRU FY 2019	ESTIMATED CURRENT YEAR FY 2020	ESTIMATED BUDGET YEAR FY 2021	PROJECTED FY 2022	PROJECTED FY 2023	PROJECTED FY 2024	ESTIMATED COST TO COMPLETE
RAIL CHESTER STP 2032()	PE	150,000	0	0	0	0	0	150,000	0
	ROW	0	0	0	0	0	0	0	0
	CONST	550,000	0	0	0	0	0	50,000	500,000
	OTHER	0	0	0	0	0	0	0	0
	TOTAL	700,000	0	0	0	0	0	200,000	500,000
Route: GMRC Green Mountain Railroad Bellows Falls		Description: CAVENDISH ROAD (TH19) CROSSING RESURFACING, GREEN MTN RR CORP, CROSSING #: 859-835N, MP: 19.06							
YearAdded: 2017 Project Manager: Paul Libby 802-595-0720		Comments:							
RAIL CHESTER STP 2032()	PE	100,000	0	0	0	0	100,000	0	0
	ROW	0	0	0	0	0	0	0	0
	CONST	650,000	0	0	0	0	50,000	600,000	0
	OTHER	0	0	0	0	0	0	0	0
	TOTAL	750,000	0	0	0	0	150,000	600,000	0
Route: GMRC Green Mountain Railroad Bellows Falls		Description: FIRST AVENUE (TH87) CROSSING RESURFACING, GREEN MTN RR CORP, CROSSING #: 859-814V, MP: 13.65							
YearAdded: 2017 Project Manager: Paul Libby 802-595-0720		Comments:							
RAIL CLARENDON REW4445B	PE	100,000	0	0	70,000	20,000	10,000	0	0
	ROW	5,000	0	0	5,000	0	0	0	0
	CONST	100,000	0	0	0	75,000	25,000	0	0
	OTHER	0	0	0	0	0	0	0	0
	TOTAL	205,000	0	0	75,000	95,000	35,000	0	0
Route:		Description: FEMA DR 4445 - Bridge 94 Scour							
YearAdded: 2021 Project Manager: Tanya Miller 802-917-8667		Comments:							

Agency of Transportation Multiyear Transportation Program

PROJECT INFORMATION	PHASE AND FUNDING	ESTIMATED TOTAL COST	ACTUAL EXPENDED THRU FY 2019	ESTIMATED CURRENT YEAR FY 2020	ESTIMATED BUDGET YEAR FY 2021	PROJECTED FY 2022	PROJECTED FY 2023	PROJECTED FY 2024	ESTIMATED COST TO COMPLETE
RAIL CLARENDON VTRY(42)	PE	59,524	0	29,762	29,762	0	0	0	0
	ROW	0	0	0	0	0	0	0	0
	CONST	642,000	0	0	128,400	513,600	0	0	0
	OTHER	0	0	0	0	0	0	0	0
	TOTAL	701,524	0	29,762	158,162	513,600	0	0	0
Route: VTR Vermont Railway B&R		Description: Replace bridge 93 in Clarendon on the VTR B&R, MP 47.92. Part of the FRA BUILD Grant.							
YearAdded: 2021 Project Manager: Paul Libby 802-595-0720		Comments:							
RAIL CLARENDON VTRY(43)	PE	49,603	0	24,802	24,801	0	0	0	0
	ROW	0	0	0	0	0	0	0	0
	CONST	535,000	0	0	107,000	428,000	0	0	0
	OTHER	0	0	0	0	0	0	0	0
	TOTAL	584,603	0	24,802	131,801	428,000	0	0	0
Route: VTR Vermont Railway B&R		Description: Rehab bridge 96 in Clarendon on the VTR B&R, MP 50.49. Part of the FRA BUILD Grant.							
YearAdded: 2021 Project Manager: Paul Libby 802-595-0720		Comments:							
RAIL CLARENDON VTRY(44)	PE	29,762	0	14,881	14,881	0	0	0	0
	ROW	0	0	0	0	0	0	0	0
	CONST	321,000	0	0	64,200	256,800	0	0	0
	OTHER	0	0	0	0	0	0	0	0
	TOTAL	350,762	0	14,881	79,081	256,800	0	0	0
Route: VTR Vermont Railway B&R		Description: Rehab bridge 98 in Clarendon on the VTR B&R, MP 51.26. Part of the FRA BUILD Grant.							
YearAdded: 2021 Project Manager: Paul Libby 802-595-0720		Comments:							

Agency of Transportation Multiyear Transportation Program

PROJECT INFORMATION	PHASE AND FUNDING	ESTIMATED TOTAL COST	ACTUAL EXPENDED THRU FY 2019	ESTIMATED CURRENT YEAR FY 2020	ESTIMATED BUDGET YEAR FY 2021	PROJECTED FY 2022	PROJECTED FY 2023	PROJECTED FY 2024	ESTIMATED COST TO COMPLETE
RAIL COVENTRY	PE	50,000	0	0	0	50,000	0	0	0
	ROW	0	0	0	0	0	0	0	0
	CONST	200,000	0	0	0	0	200,000	0	0
	OTHER	0	0	0	0	0	0	0	0
	TOTAL	250,000	0	0	0	50,000	200,000	0	0
Route: WACR Washington County Railroad Conn River Divi YearAdded: 2019 Project Manager: Paul Libby 802-595-0720	Description: Rehab bridge 568 in Coventry. MP 2.2								
	Comments:								
RAIL COVENTRY	PE	150,000	0	0	0	75,000	75,000	0	0
	ROW	0	0	0	0	0	0	0	0
	CONST	600,000	0	0	0	0	100,000	500,000	0
	OTHER	0	0	0	0	0	0	0	0
	TOTAL	750,000	0	0	0	75,000	175,000	500,000	0
Route: WACR Washington County Railroad Conn River Divi YearAdded: 2021 Project Manager: Paul Libby 802-595-0720	Description: Remove 5 existing large culverts, replace with steel trestle bridge. Washington County RR, Conn River Line. MP 6.90								
	Comments:								
RAIL COVENTRY STRB(47)	PE	33,979	33,746	233	0	0	0	0	0
	ROW	0	0	0	0	0	0	0	0
	CONST	0	0	0	0	0	0	0	0
	OTHER	0	0	0	0	0	0	0	0
	TOTAL	33,979	33,746	233	0	0	0	0	0
Route: WACR Washington County Railroad Conn River Divi YearAdded: 2012 Project Manager: Paul Libby 802-595-0720	Description: WACR - CRL Bridge Replacement – Remove existing 5 culverts								
	Comments:								

Agency of Transportation Multiyear Transportation Program

PROJECT INFORMATION	PHASE AND FUNDING	ESTIMATED TOTAL COST	ACTUAL EXPENDED THRU FY 2019	ESTIMATED CURRENT YEAR FY 2020	ESTIMATED BUDGET YEAR FY 2021	PROJECTED FY 2022	PROJECTED FY 2023	PROJECTED FY 2024	ESTIMATED COST TO COMPLETE
RAIL COVENTRY WCRL(22)	PE	170,000	24,884	100,000	25,116	20,000	0	0	0
	ROW	10,000	247	9,753	0	0	0	0	0
	CONST	400,000	0	0	100,000	300,000	0	0	0
	OTHER	0	0	0	0	0	0	0	0
	TOTAL	580,000	25,131	109,753	125,116	320,000	0	0	0
Route: WACR Washington County Railroad Conn River Divi YearAdded: 2017 Project Manager: Kyle Wells 802-505-1707	Description: BRIDGE 562 REHAB, CONN RIVER MAIN LINE, MP: 6.80								
	Comments:								
RAIL DANBY REW4445A	PE	100,000	0	0	70,000	20,000	10,000	0	0
	ROW	0	0	0	0	0	0	0	0
	CONST	300,000	0	0	0	250,000	50,000	0	0
	OTHER	0	0	0	0	0	0	0	0
	TOTAL	400,000	0	0	70,000	270,000	60,000	0	0
Route: VTR Vermont Railway B&R YearAdded: 2021 Project Manager: Tanya Miller 802-917-8667	Description: VTR - B&R FEMA DR 4445 – Culvert replacement and washout repair								
	Comments:								
RAIL DORSET NH 019-2(24)	PE	175,000	0	100,000	65,000	10,000	0	0	0
	ROW	0	0	0	0	0	0	0	0
	CONST	925,000	0	0	700,000	225,000	0	0	0
	OTHER	0	0	0	0	0	0	0	0
	TOTAL	1,100,000	0	100,000	765,000	235,000	0	0	0
Route: VTR Vermont Railway B&R YearAdded: 2020 Project Manager: Joshua Martineau 802-595-2793	Description: Crossing improvements to US Route 7.								
	Comments:								

Agency of Transportation Multiyear Transportation Program

PROJECT INFORMATION	PHASE AND FUNDING	ESTIMATED TOTAL COST	ACTUAL EXPENDED THRU FY 2019	ESTIMATED CURRENT YEAR FY 2020	ESTIMATED BUDGET YEAR FY 2021	PROJECTED FY 2022	PROJECTED FY 2023	PROJECTED FY 2024	ESTIMATED COST TO COMPLETE
RAIL DORSET VTRY(32)	PE	198,413	0	0	0	99,206	99,207	0	0
	ROW	0	0	0	0	0	0	0	0
	CONST	2,140,000	0	0	0	0	535,000	1,605,000	0
	OTHER	0	0	0	0	0	0	0	0
	TOTAL	2,338,413	0	0	0	99,206	634,207	1,605,000	0
Route: VTR Vermont Railway B&R YearAdded: 2021 Project Manager: Paul Libby 802-595-0720	Description: Replacement of bridge 76 in Dorset on the VTR B&R, MP 27.19. Part of the FRA BUILD Grant.								
	Comments:								
RAIL DORSET VTRY(33)	PE	119,048	0	0	0	59,524	59,524	0	0
	ROW	0	0	0	0	0	0	0	0
	CONST	1,284,000	0	0	0	0	321,000	963,000	0
	OTHER	0	0	0	0	0	0	0	0
	TOTAL	1,403,048	0	0	0	59,524	380,524	963,000	0
Route: VTR Vermont Railway B&R YearAdded: 2021 Project Manager: Paul Libby 802-595-0720	Description: Replacement of bridge 77 in Dorset on the VTR B&R, MP 27.67. Part of the FRA BUILD Grant.								
	Comments:								
RAIL DORSET VTRY(34)	PE	64,484	0	48,363	16,121	0	0	0	0
	ROW	0	0	0	0	0	0	0	0
	CONST	695,500	0	0	0	695,500	0	0	0
	OTHER	0	0	0	0	0	0	0	0
	TOTAL	759,984	0	48,363	16,121	695,500	0	0	0
Route: VTR Vermont Railway B&R YearAdded: 2021 Project Manager: Paul Libby 802-595-0720	Description: Replacement of bridge 80 in Dorset on the VTR B&R, MP 31.80. Part of the FRA BUILD Grant.								
	Comments:								

Agency of Transportation Multiyear Transportation Program

PROJECT INFORMATION	PHASE AND FUNDING	ESTIMATED TOTAL COST	ACTUAL EXPENDED THRU FY 2019	ESTIMATED CURRENT YEAR FY 2020	ESTIMATED BUDGET YEAR FY 2021	PROJECTED FY 2022	PROJECTED FY 2023	PROJECTED FY 2024	ESTIMATED COST TO COMPLETE
RAIL FAIRLEE REW4330A	PE	170,000	120	30,000	119,880	20,000	0	0	0
	ROW	0	0	0	0	0	0	0	0
	CONST	850,000	0	0	200,000	650,000	0	0	0
	OTHER	0	0	0	0	0	0	0	0
	TOTAL	1,020,000	120	30,000	319,880	670,000	0	0	0
Route: Culvert 142.06		Description: WACR - CRL FEMA DR 4330 – Dry laid stone culvert rehab							
YearAdded: 2020 Project Manager: Kyle Wells 802-505-1707		Comments:							
RAIL FAIRLEE REW4330D	PE	140,000	14,290	50,000	55,710	20,000	0	0	0
	ROW	0	0	0	0	0	0	0	0
	CONST	550,000	0	0	200,000	350,000	0	0	0
	OTHER	0	0	0	0	0	0	0	0
	TOTAL	690,000	14,290	50,000	255,710	370,000	0	0	0
Route: Culvert 144.65		Description: WACR – CRL FEMA DR 4330 – Concrete culvert replacement/slope stabilization							
YearAdded: 2020 Project Manager: Kyle Wells 802-505-1707		Comments:							
RAIL FAIRLEE STP 2034()	PE	145,000	0	0	0	145,000	0	0	0
	ROW	0	0	0	0	0	0	0	0
	CONST	855,000	0	0	0	0	855,000	0	0
	OTHER	0	0	0	0	0	0	0	0
	TOTAL	1,000,000	0	0	0	145,000	855,000	0	0
Route: WACR Washington County Railroad Conn River Divi		Description: MALLARY RD (TH6) CROSSING RESURFACING, CONN RIVER MAIN LINE, CROSSING #: 053-576A, MP: 15.43							
YearAdded: 2017 Project Manager: Paul Libby 802-595-0720		Comments:							

Agency of Transportation Multiyear Transportation Program

PROJECT INFORMATION	PHASE AND FUNDING	ESTIMATED TOTAL COST	ACTUAL EXPENDED THRU FY 2019	ESTIMATED CURRENT YEAR FY 2020	ESTIMATED BUDGET YEAR FY 2021	PROJECTED FY 2022	PROJECTED FY 2023	PROJECTED FY 2024	ESTIMATED COST TO COMPLETE
RAIL FERRISBURGH STP 2035(24)	PE	110,000	16,657	88,343	5,000	0	0	0	0
	ROW	0	0	0	0	0	0	0	0
	CONST	340,743	0	100,000	240,743	0	0	0	0
	OTHER	0	0	0	0	0	0	0	0
	TOTAL	450,743	16,657	188,343	245,743	0	0	0	0
Route: VTR Vermont Railway Northern		Description: Crossing safety upgrades at Long Point Rd. in Ferrisburgh on the VTR.							
YearAdded: 2019 Project Manager: Cos Gardner 802-595-2889		Comments:							
RAIL FERRISBURGH STP 2035(25)	PE	110,000	15,480	89,520	5,000	0	0	0	0
	ROW	0	0	0	0	0	0	0	0
	CONST	331,945	0	100,000	231,945	0	0	0	0
	OTHER	0	0	0	0	0	0	0	0
	TOTAL	441,945	15,480	189,520	236,945	0	0	0	0
Route: VTR Vermont Railway Northern		Description: Safety improvements to the RR crossing at Little Chicago Rd. on the VTR North. DOT #851-382W. MP 102.36.							
YearAdded: 2018 Project Manager: Cos Gardner 802-595-2889		Comments:							
RAIL FERRISBURGH STP 2035(26)	PE	110,000	17,220	87,780	5,000	0	0	0	0
	ROW	0	0	0	0	0	0	0	0
	CONST	400,629	0	100,000	300,629	0	0	0	0
	OTHER	0	0	0	0	0	0	0	0
	TOTAL	510,629	17,220	187,780	305,629	0	0	0	0
Route: VTR Vermont Railway Northern		Description: Crossing safety upgrades to Monkton Rd in Ferrisburgh on the VTR.							
YearAdded: 2020 Project Manager: Cos Gardner 802-595-2889		Comments:							

Agency of Transportation Multiyear Transportation Program

PROJECT INFORMATION	PHASE AND FUNDING	ESTIMATED TOTAL COST	ACTUAL EXPENDED THRU FY 2019	ESTIMATED CURRENT YEAR FY 2020	ESTIMATED BUDGET YEAR FY 2021	PROJECTED FY 2022	PROJECTED FY 2023	PROJECTED FY 2024	ESTIMATED COST TO COMPLETE
RAIL HARTFORD PLAT(4)	PE	175,000	0	75,000	100,000	0	0	0	0
	ROW	0	0	0	0	0	0	0	0
	CONST	375,000	0	0	100,000	275,000	0	0	0
	OTHER	0	0	0	0	0	0	0	0
	TOTAL	550,000	0	75,000	200,000	275,000	0	0	0
Route: NECR New England Central Railroad Division Roxb YearAdded: 2020 Project Manager: Joshua Martineau 802-595-2793	Description: Reconstruct WRJ Station Platform to meet ADA requirements.								
	Comments:								
RAIL HOOSICK, NY VTRY(46)	PE	74,405	0	0	0	37,202	37,203	0	0
	ROW	0	0	0	0	0	0	0	0
	CONST	802,500	0	0	0	0	160,500	642,000	0
	OTHER	0	0	0	0	0	0	0	0
	TOTAL	876,905	0	0	0	37,202	197,703	642,000	0
Route: VTR Vermont Railway Hoosick YearAdded: 2021 Project Manager: Paul Libby 802-595-0720	Description: Rehab bridge 600 in Hoosick, NY on the VTR Hoosick branch, MP 0.96. Part of the FRA BUILD Grant.								
	Comments:								
RAIL HOOSICK, NY VTRY(47)	PE	74,405	0	0	0	37,202	37,203	0	0
	ROW	0	0	0	0	0	0	0	0
	CONST	802,500	0	0	0	0	160,500	642,000	0
	OTHER	0	0	0	0	0	0	0	0
	TOTAL	876,905	0	0	0	37,202	197,703	642,000	0
Route: VTR Vermont Railway Hoosick YearAdded: 2021 Project Manager: Paul Libby 802-595-0720	Description: Rehab bridge 601 in Hoosick on the VTR Hoosick branch, MP 1.08. Part of the FRA BUILD Grant.								
	Comments:								

Agency of Transportation Multiyear Transportation Program

PROJECT INFORMATION	PHASE AND FUNDING	ESTIMATED TOTAL COST	ACTUAL EXPENDED THRU FY 2019	ESTIMATED CURRENT YEAR FY 2020	ESTIMATED BUDGET YEAR FY 2021	PROJECTED FY 2022	PROJECTED FY 2023	PROJECTED FY 2024	ESTIMATED COST TO COMPLETE
RAIL HOOSICK, NY VTRY(48)	PE	124,008	0	0	0	62,004	62,004	0	0
	ROW	0	0	0	0	0	0	0	0
	CONST	1,337,500	0	0	0	0	267,500	1,070,000	0
	OTHER	0	0	0	0	0	0	0	0
	TOTAL	1,461,508	0	0	0	62,004	329,504	1,070,000	0
Route: VTR Vermont Railway Hoosick		Description: Replace bridge 603 in Hoosick on the VTR Hoosick branch, MP 3.64. Part of the FRA BUILD Grant.							
YearAdded: 2021 Project Manager: Paul Libby 802-595-0720		Comments:							
RAIL LEICESTER STP 2033(29)	PE	125,000	107,883	17,117	0	0	0	0	0
	ROW	0	0	0	0	0	0	0	0
	CONST	310,000	232,179	77,821	0	0	0	0	0
	OTHER	0	0	0	0	0	0	0	0
	TOTAL	435,000	340,062	94,938	0	0	0	0	0
Route: VTR Vermont Railway Northern		Description: TH12 CROSSING RESURFACING, VT RAILWAY, INC., DOT #851-340K, MP 77.34. TIGER VII GRANT.							
YearAdded: 2015 Project Manager: Joshua Martineau 802-595-2793		Comments:							
RAIL MANCHESTER	PE	150,000	0	0	0	100,000	50,000	0	0
	ROW	0	0	0	0	0	0	0	0
	CONST	700,000	0	0	0	0	200,000	500,000	0
	OTHER	0	0	0	0	0	0	0	0
	TOTAL	850,000	0	0	0	100,000	250,000	500,000	0
Route: VTR Vermont Railway B&R		Description: BRIDGE 71 REHAB, VT. RAILWAY INC., MP: 23.60							
YearAdded: 2017 Project Manager: Paul Libby 802-595-0720		Comments:							

Agency of Transportation Multiyear Transportation Program

PROJECT INFORMATION	PHASE AND FUNDING	ESTIMATED TOTAL COST	ACTUAL EXPENDED THRU FY 2019	ESTIMATED CURRENT YEAR FY 2020	ESTIMATED BUDGET YEAR FY 2021	PROJECTED FY 2022	PROJECTED FY 2023	PROJECTED FY 2024	ESTIMATED COST TO COMPLETE
RAIL MANCHESTER VTRY(26)	PE	64,484	0	54,484	10,000	0	0	0	0
	ROW	0	0	0	0	0	0	0	0
	CONST	695,500	0	0	300,000	395,500	0	0	0
	OTHER	0	0	0	0	0	0	0	0
	TOTAL	759,984	0	54,484	310,000	395,500	0	0	0
Route: VTR Vermont Railway B&R		Description: Rehab of bridge 67 in Manchester on the VTR B&R, MP 20.96. Part of the FRA BUILD Grant.							
YearAdded: 2021 Project Manager: Paul Libby 802-595-0720		Comments:							
RAIL MANCHESTER VTRY(27)	PE	64,484	0	54,484	10,000	0	0	0	0
	ROW	0	0	0	0	0	0	0	0
	CONST	695,500	0	0	300,000	395,500	0	0	0
	OTHER	0	0	0	0	0	0	0	0
	TOTAL	759,984	0	54,484	310,000	395,500	0	0	0
Route: VTR Vermont Railway B&R		Description: Rehab bridge 71 in Manchester on the VTR B&R, MP 23.60. Part of the FRA BUILD Grant.							
YearAdded: 2021 Project Manager: Paul Libby 802-595-0720		Comments:							
RAIL MANCHESTER VTRY(28)	PE	49,603	0	37,202	12,401	0	0	0	0
	ROW	0	0	0	0	0	0	0	0
	CONST	535,000	0	0	0	535,000	0	0	0
	OTHER	0	0	0	0	0	0	0	0
	TOTAL	584,603	0	37,202	12,401	535,000	0	0	0
Route: VTR Vermont Railway B&R		Description: Replacement of bridge 72.5 in Manchester on the VTR B&R, MP 24.38. Part of the FRA BUILD Grant.							
YearAdded: 2021 Project Manager: Paul Libby 802-595-0720		Comments:							

Agency of Transportation Multiyear Transportation Program

PROJECT INFORMATION	PHASE AND FUNDING	ESTIMATED TOTAL COST	ACTUAL EXPENDED THRU FY 2019	ESTIMATED CURRENT YEAR FY 2020	ESTIMATED BUDGET YEAR FY 2021	PROJECTED FY 2022	PROJECTED FY 2023	PROJECTED FY 2024	ESTIMATED COST TO COMPLETE
RAIL MANCHESTER VTRY(29)	PE	49,603	0	37,202	12,401	0	0	0	0
	ROW	0	0	0	0	0	0	0	0
	CONST	535,000	0	0	0	535,000	0	0	0
	OTHER	0	0	0	0	0	0	0	0
	TOTAL	584,603	0	37,202	12,401	535,000	0	0	0
Route: VTR Vermont Railway B&R		Description: Replacement of bridge 72.7 in Manchester on the VTR B&R, MP 24.48. Part of the FRA BUILD Grant.							
YearAdded: 2021 Project Manager: Paul Libby 802-595-0720		Comments:							
RAIL MANCHESTER VTRY(30)	PE	49,603	0	0	0	24,802	24,801	0	0
	ROW	0	0	0	0	0	0	0	0
	CONST	535,000	0	0	0	0	133,750	401,250	0
	OTHER	0	0	0	0	0	0	0	0
	TOTAL	584,603	0	0	0	24,802	158,551	401,250	0
Route: VTR Vermont Railway B&R		Description: Rehab of bridge 73 in Manchester on the VTR B&R, MP 25.71. Part of the FRA BUILD Grant.							
YearAdded: 2021 Project Manager: Paul Libby 802-595-0720		Comments:							
RAIL MANCHESTER VTRY(31)	PE	84,325	0	0	0	42,163	42,162	0	0
	ROW	0	0	0	0	0	0	0	0
	CONST	909,500	0	0	0	0	227,375	682,125	0
	OTHER	0	0	0	0	0	0	0	0
	TOTAL	993,825	0	0	0	42,163	269,537	682,125	0
Route: VTR Vermont Railway B&R		Description: Rehab bridge 74 in Manchester on the VTR B&R, MP 26.20. Part of the FRA BUILD Grant.							
YearAdded: 2021 Project Manager: Paul Libby 802-595-0720		Comments:							

Agency of Transportation Multiyear Transportation Program

PROJECT INFORMATION	PHASE AND FUNDING	ESTIMATED TOTAL COST	ACTUAL EXPENDED THRU FY 2019	ESTIMATED CURRENT YEAR FY 2020	ESTIMATED BUDGET YEAR FY 2021	PROJECTED FY 2022	PROJECTED FY 2023	PROJECTED FY 2024	ESTIMATED COST TO COMPLETE
RAIL	PE	235,000	206,161	28,839	0	0	0	0	0
MANCHESTER	ROW	1,970	1,970	0	0	0	0	0	0
VTRY(7)	CONST	1,402,842	187	1,402,655	0	0	0	0	0
	OTHER	0	0	0	0	0	0	0	0
	TOTAL	1,639,812	208,318	1,431,494	0	0	0	0	0
Route: VTR Vermont Railway B&R	Description: BRIDGE 72 REHAB, VT RAILWAY, INC., MP: 24.18								
YearAdded: 2017 Project Manager: Kyle Wells 802-505-1707	Comments:								
RAIL	PE	186,422	11,453	148,547	26,422	0	0	0	0
MIDDLEBURY	ROW	0	0	0	0	0	0	0	0
PLAT(2)	CONST	500,000	0	0	375,000	125,000	0	0	0
	OTHER	0	0	0	0	0	0	0	0
	TOTAL	686,422	11,453	148,547	401,422	125,000	0	0	0
Route: VTR Vermont Railway Northern	Description: Build train station platform to accommodate AMTRAK service in Middlebury, MP 87.40, VTR North, Part of TIGER VII Grant								
YearAdded: 2018 Project Manager: Joshua Martineau 802-595-2793	Comments:								
RAIL	PE	100,000	84,956	15,045	0	0	0	0	0
MIDDLEBURY	ROW	0	0	0	0	0	0	0	0
STP 2035(20)	CONST	330,000	227,455	102,545	0	0	0	0	0
	OTHER	0	0	0	0	0	0	0	0
	TOTAL	430,000	312,411	117,590	0	0	0	0	0
Route: VTR Vermont Railway Northern	Description: TH31 CROSSING RESURFACING, VT RAILWAY, INC., DOT CROSSING #851-351X, MP 84.28. TIGER VII.								
YearAdded: 2015 Project Manager: Joshua Martineau 802-595-2793	Comments:								

Agency of Transportation Multiyear Transportation Program

PROJECT INFORMATION	PHASE AND FUNDING	ESTIMATED TOTAL COST	ACTUAL EXPENDED THRU FY 2019	ESTIMATED CURRENT YEAR FY 2020	ESTIMATED BUDGET YEAR FY 2021	PROJECTED FY 2022	PROJECTED FY 2023	PROJECTED FY 2024	ESTIMATED COST TO COMPLETE
RAIL	PE	100,000	0	0	0	50,000	50,000	0	0
MIDDLEBURY	ROW	0	0	0	0	0	0	0	0
VRTY()	CONST	200,000	0	0	0	0	200,000	0	0
	OTHER	0	0	0	0	0	0	0	0
	TOTAL	300,000	0	0	0	50,000	250,000	0	0
Route: VT-RAILWAY, INC	Description: REHABILITATION OF BR236 ON THE VERMONT RAILWAY IN MIDDLEBURY, INCLUDING REPAIR OF SUPERSTRUCTURE AND SUBSTRUCTURE.								
YearAdded: 2010 Project Manager: Paul Libby 802-595-0720	Comments:								
RAIL	PE	150,000	0	0	0	100,000	50,000	0	0
MIDDLESEX	ROW	0	0	0	0	0	0	0	0
STP 2036(11)	CONST	500,000	0	0	0	0	500,000	0	0
	OTHER	0	0	0	0	0	0	0	0
	TOTAL	650,000	0	0	0	100,000	550,000	0	0
Route:	Description: Crossing improvement at Cross Rd. (TH40) in Middlesex. MP 77.56								
YearAdded: 2019 Project Manager: Paul Libby 802-595-0720	Comments:								
RAIL	PE	85,000	0	0	85,000	0	0	0	0
MONTPELIER	ROW	0	0	0	0	0	0	0	0
NH 6400(45)	CONST	215,000	0	0	15,000	200,000	0	0	0
	OTHER	0	0	0	0	0	0	0	0
	TOTAL	300,000	0	0	100,000	200,000	0	0	0
Route: WACR Washington County Railroad Montpelier & Ba	Description: Crossing Improvements at US Route 2 and the WACR M&B to accommodate a new runaround track. MP 3.23								
YearAdded: 2021 Project Manager: Kyle Wells 802-505-1707	Comments:								

Agency of Transportation Multiyear Transportation Program

PROJECT INFORMATION	PHASE AND FUNDING	ESTIMATED TOTAL COST	ACTUAL EXPENDED THRU FY 2019	ESTIMATED CURRENT YEAR FY 2020	ESTIMATED BUDGET YEAR FY 2021	PROJECTED FY 2022	PROJECTED FY 2023	PROJECTED FY 2024	ESTIMATED COST TO COMPLETE
RAIL MONTPELIER STP 6400(30)	PE	385,000	246,187	0	0	0	138,813	0	0
	ROW	7,171	7,171	0	0	0	0	0	0
	CONST	700,000	0	0	0	0	0	700,000	0
	OTHER	0	0	0	0	0	0	0	0
	TOTAL	1,092,171	253,359	0	0	0	138,813	700,000	0
Route: WACR Washington County Railroad Montpelier & Ba		Description: PROJECT IS FOR CONSTRUCTION OF ACTIVE AND PASSIVE WARNING DEVICES AT THE PIONEER ST./WASHINGTON COUNTY RR GRADE CROSSING IN MONTPELIER.							
YearAdded: Prior to 2006 Project Manager: Paul Libby 802-595-0720		Comments:							
RAIL MONTPELIER STP 6400(43)	PE	120,000	0	60,000	45,000	15,000	0	0	0
	ROW	10,000	0	5,000	5,000	0	0	0	0
	CONST	550,000	0	0	100,000	450,000	0	0	0
	OTHER	0	0	0	0	0	0	0	0
	TOTAL	680,000	0	65,000	150,000	465,000	0	0	0
Route: Min-6406		Description: Construct new crossing at Barre Street in Montpelier.							
YearAdded: 2020 Project Manager: Kyle Wells 802-505-1707		Comments:							
RAIL MONTPELIER STP 6400(44)	PE	120,000	0	0	0	75,000	45,000	0	0
	ROW	0	0	0	0	0	0	0	0
	CONST	300,000	0	0	0	50,000	250,000	0	0
	OTHER	0	0	0	0	0	0	0	0
	TOTAL	420,000	0	0	0	125,000	295,000	0	0
Route: WACR Washington County Railroad Montpelier & Ba		Description: Improve crossing at Green Mountain Drive in Montpelier.							
YearAdded: 2020 Project Manager: Joshua Martineau 802-595-2793		Comments:							

Agency of Transportation Multiyear Transportation Program

PROJECT INFORMATION	PHASE AND FUNDING	ESTIMATED TOTAL COST	ACTUAL EXPENDED THRU FY 2019	ESTIMATED CURRENT YEAR FY 2020	ESTIMATED BUDGET YEAR FY 2021	PROJECTED FY 2022	PROJECTED FY 2023	PROJECTED FY 2024	ESTIMATED COST TO COMPLETE
RAIL MONTPELIER WACR(10)	PE	150,000	0	80,000	50,000	20,000	0	0	0
	ROW	0	0	0	0	0	0	0	0
	CONST	500,000	0	0	150,000	350,000	0	0	0
	OTHER	0	0	0	0	0	0	0	0
	TOTAL	650,000	0	80,000	200,000	370,000	0	0	0
Route:	Description: Build run around track in Montpelier to bypass bridges 305 and 306.								
YearAdded: 2020 Project Manager: Kyle Wells 802-505-1707	Comments:								
RAIL MONTPELIER WACR(13)	PE	10,000	0	0	5,000	5,000	0	0	0
	ROW	0	0	0	0	0	0	0	0
	CONST	250,000	0	0	200,000	50,000	0	0	0
	OTHER	0	0	0	0	0	0	0	0
	TOTAL	260,000	0	0	205,000	55,000	0	0	0
Route: WACR Washington County Railroad Montpelier & Ba	Description: Bridge 304 substructure rehabilitation, MP 1.25. WACR M&B Rail Line								
YearAdded: 2021 Project Manager: Cos Gardner 802-595-2889	Comments:								
RAIL MONTPELIER WACR(7)	PE	88,823	38,823	50,000	0	0	0	0	0
	ROW	0	0	0	0	0	0	0	0
	CONST	495,604	0	495,604	0	0	0	0	0
	OTHER	0	0	0	0	0	0	0	0
	TOTAL	584,427	38,823	545,604	0	0	0	0	0
Route: WASHINGTON COUNTY RR	Description: BRIDGE 304 REHAB, WASHINGTON CO. RR, MP: 1.28.								
YearAdded: 2013 Project Manager: Cos Gardner 802-595-2889	Comments:								

Agency of Transportation Multiyear Transportation Program

PROJECT INFORMATION	PHASE AND FUNDING	ESTIMATED TOTAL COST	ACTUAL EXPENDED THRU FY 2019	ESTIMATED CURRENT YEAR FY 2020	ESTIMATED BUDGET YEAR FY 2021	PROJECTED FY 2022	PROJECTED FY 2023	PROJECTED FY 2024	ESTIMATED COST TO COMPLETE
RAIL MONTPELIER WACR(8)	PE	106,000	93,771	12,229	0	0	0	0	0
	ROW	0	0	0	0	0	0	0	0
	CONST	190,000	188,624	1,376	0	0	0	0	0
	OTHER	0	0	0	0	0	0	0	0
	TOTAL	296,000	282,396	13,605	0	0	0	0	0
Route: WACR Washington County Railroad Montpelier & Ba		Description: Bridge 305 & 306 rehab of select members. MP 2.31 & 3.15 on the Washington Co. RR.							
YearAdded: 2017 Project Manager: Paul Libby 802-595-0720		Comments:							
RAIL MONTPELIER WACR(9)	PE	86	86	0	0	0	0	0	0
	ROW	0	0	0	0	0	0	0	0
	CONST	0	0	0	0	0	0	0	0
	OTHER	0	0	0	0	0	0	0	0
	TOTAL	86	86	0	0	0	0	0	0
Route: WACR Washington County Railroad Montpelier & Ba		Description: BRIDGE 306 REHAB, WASHINGTON CO. RR, MP: 3.15							
YearAdded: 2017 Project Manager: Cos Gardner 802-595-2889		Comments:							
RAIL MT. HOLLY	PE	120,000	0	0	0	0	0	0	120,000
	ROW	0	0	0	0	0	0	0	0
	CONST	700,000	0	0	0	0	0	0	700,000
	OTHER	0	0	0	0	0	0	0	0
	TOTAL	820,000	0	0	0	0	0	0	820,000
Route: GMRC Green Mountain Railroad Bellows Falls		Description: BRIDGE 142 REHAB, GREEN MTN RR CORP, MP: 37.60							
YearAdded: 2017 Project Manager: Paul Libby 802-595-0720		Comments:							

Agency of Transportation Multiyear Transportation Program

PROJECT INFORMATION	PHASE AND FUNDING	ESTIMATED TOTAL COST	ACTUAL EXPENDED THRU FY 2019	ESTIMATED CURRENT YEAR FY 2020	ESTIMATED BUDGET YEAR FY 2021	PROJECTED FY 2022	PROJECTED FY 2023	PROJECTED FY 2024	ESTIMATED COST TO COMPLETE
RAIL MT. HOLLY GMRC(26)	PE	150,000	0	0	75,000	75,000	0	0	0
	ROW	0	0	0	0	0	0	0	0
	CONST	500,000	0	0	0	250,000	250,000	0	0
	OTHER	0	0	0	0	0	0	0	0
	TOTAL	650,000	0	0	75,000	325,000	250,000	0	0
Route: GMRC Green Mountain Railroad Bellows Falls YearAdded: 2021 Project Manager: Cos Gardner 802-595-2889	Description: Rehab bridge 144 in Mt. Holly on the GMRR, MP 39.07.								
	Comments:								
RAIL MT. TABOR VTRY(35)	PE	84,325	0	0	21,081	63,244	0	0	0
	ROW	0	0	0	0	0	0	0	0
	CONST	909,500	0	0	0	0	909,500	0	0
	OTHER	0	0	0	0	0	0	0	0
	TOTAL	993,825	0	0	21,081	63,244	909,500	0	0
Route: VTR Vermont Railway B&R YearAdded: 2021 Project Manager: Paul Libby 802-595-0720	Description: Rehab of bridge 83 in Mt. Tabor on the VTR B&R, MP 36.35. Part of the FRA BUILD Grant.								
	Comments:								
RAIL MT. TABOR VTRY(36)	PE	19,841	0	0	4,960	14,881	0	0	0
	ROW	0	0	0	0	0	0	0	0
	CONST	214,000	0	0	0	0	214,000	0	0
	OTHER	0	0	0	0	0	0	0	0
	TOTAL	233,841	0	0	4,960	14,881	214,000	0	0
Route: VTR Vermont Railway B&R YearAdded: 2021 Project Manager: Paul Libby 802-595-0720	Description: Rehab bridge 85 in Mt. Tabor on the VTR B&R, MP 37.69. Part of the FRA BUILD Grant.								
	Comments:								

Agency of Transportation Multiyear Transportation Program

PROJECT INFORMATION	PHASE AND FUNDING	ESTIMATED TOTAL COST	ACTUAL EXPENDED THRU FY 2019	ESTIMATED CURRENT YEAR FY 2020	ESTIMATED BUDGET YEAR FY 2021	PROJECTED FY 2022	PROJECTED FY 2023	PROJECTED FY 2024	ESTIMATED COST TO COMPLETE
RAIL	PE	49,603	0	0	12,401	37,202	0	0	0
MT. TABOR	ROW	0	0	0	0	0	0	0	0
VTRY(37)	CONST	535,000	0	0	0	0	535,000	0	0
	OTHER	0	0	0	0	0	0	0	0
	TOTAL	584,603	0	0	12,401	37,202	535,000	0	0
Route: VTR Vermont Railway B&R	Description: Rehab bridge 86 in Mt. Tabor on the VTR B&R, MP 37.72. Part of the FRA BUILD Grant.								
YearAdded: 2021 Project Manager: Paul Libby 802-595-0720	Comments:								
RAIL	PE	140,000	128,215	11,785	0	0	0	0	0
NEW HAVEN	ROW	0	0	0	0	0	0	0	0
NH 019-3(61)	CONST	856,222	90,226	765,997	0	0	0	0	0
	OTHER	0	0	0	0	0	0	0	0
	TOTAL	996,222	218,441	777,782	0	0	0	0	0
Route: VTR Vermont Railway Northern	Description: Ethan Allen Highway (US 7) crossing upgrade - signals, VT Railway Inc., MP: 95.27. Conjunction with the Tiger VII grant but funded separately.								
YearAdded: 2017 Project Manager: Kyle Wells 802-505-1707	Comments:								
RAIL	PE	100,000	0	0	0	0	75,000	25,000	0
NEWBURY	ROW	0	0	0	0	0	0	0	0
	CONST	500,000	0	0	0	0	0	250,000	250,000
	OTHER	0	0	0	0	0	0	0	0
	TOTAL	600,000	0	0	0	0	75,000	275,000	250,000
Route:	Description: Rehab bridge 521 in Newbury on the Washington County RR's Connecticut River Line, MP 64.1.								
YearAdded: 2019 Project Manager: Paul Libby 802-595-0720	Comments:								

Agency of Transportation Multiyear Transportation Program

PROJECT INFORMATION	PHASE AND FUNDING	ESTIMATED TOTAL COST	ACTUAL EXPENDED THRU FY 2019	ESTIMATED CURRENT YEAR FY 2020	ESTIMATED BUDGET YEAR FY 2021	PROJECTED FY 2022	PROJECTED FY 2023	PROJECTED FY 2024	ESTIMATED COST TO COMPLETE
RAIL NEWBURY WCRL(20)	PE	118,303	38,303	0	0	0	80,000	0	0
	ROW	0	0	0	0	0	0	0	0
	CONST	450,000	0	0	0	0	0	450,000	0
	OTHER	0	0	0	0	0	0	0	0
	TOTAL	568,303	38,303	0	0	0	80,000	450,000	0
Route: WACR Washington County Railroad Conn River Divi YearAdded: 2017 Project Manager: Paul Libby 802-595-0720	Description: BRIDGE 520 REHAB, CONN RIVER MAIN LINE, MP: 5.65								
	Comments:								
RAIL NEWBURY WCRL(23)	PE	175,000	59,604	100,000	10,396	5,000	0	0	0
	ROW	2,000	0	2,000	0	0	0	0	0
	CONST	1,000,000	0	0	372,500	627,500	0	0	0
	OTHER	0	0	0	0	0	0	0	0
	TOTAL	1,177,000	59,604	102,000	382,896	632,500	0	0	0
Route: Rail Br 522 YearAdded: 2017 Project Manager: Cos Gardner 802-595-2889	Description: BRIDGE 522 REHAB, CONN RIVER MAIN LINE, MP: 0.54								
	Comments:								
RAIL NORWICH STP 2034(18)	PE	90,000	11,812	25,000	53,188	0	0	0	0
	ROW	0	0	0	0	0	0	0	0
	CONST	500,000	0	230,000	270,000	0	0	0	0
	OTHER	0	0	0	0	0	0	0	0
	TOTAL	590,000	11,812	255,000	323,188	0	0	0	0
Route: NSH-9540 YearAdded: 2019 Project Manager: Jason Owen 802-595-1215	Description: Replace concrete panels on River Rd in Norwich on the WACR.								
	Comments:								

Agency of Transportation Multiyear Transportation Program

PROJECT INFORMATION	PHASE AND FUNDING	ESTIMATED TOTAL COST	ACTUAL EXPENDED THRU FY 2019	ESTIMATED CURRENT YEAR FY 2020	ESTIMATED BUDGET YEAR FY 2021	PROJECTED FY 2022	PROJECTED FY 2023	PROJECTED FY 2024	ESTIMATED COST TO COMPLETE
RAIL PITTSFORD STP 2033(30)	PE	56,000	54,333	1,667	0	0	0	0	0
	ROW	0	0	0	0	0	0	0	0
	CONST	80,000	54,983	25,017	0	0	0	0	0
	OTHER	0	0	0	0	0	0	0	0
	TOTAL	136,000	109,316	26,684	0	0	0	0	0
Route: VTR Vermont Railway Northern		Description: TH37 CROSSING RESURFACING, VT RAILWAY, INC., DOT CROSSING #851-316J, MP: 63.48. TIGER VII.							
YearAdded: 2015 Project Manager: Joshua Martineau 802-595-2793		Comments:							
RAIL PITTSFORD STP 2033(32)	PE	145,000	30,519	94,481	20,000	0	0	0	0
	ROW	0	0	0	0	0	0	0	0
	CONST	263,824	0	63,824	200,000	0	0	0	0
	OTHER	0	0	0	0	0	0	0	0
	TOTAL	408,824	30,519	158,305	220,000	0	0	0	0
Route: VTR Vermont Railway Northern		Description: Safety improvements to the RR crossing at Depot Hill Rd. (TH23) in Pittsford on the VTR North. DOT #851-317R. MP 64.08.							
YearAdded: 2018 Project Manager: Joshua Martineau 802-595-2793		Comments:							
RAIL PITTSFORD STP 2033(33)	PE	130,000	36,032	73,968	20,000	0	0	0	0
	ROW	0	0	0	0	0	0	0	0
	CONST	756,892	0	78,446	678,446	0	0	0	0
	OTHER	0	0	0	0	0	0	0	0
	TOTAL	886,892	36,032	152,414	698,446	0	0	0	0
Route: VTR Vermont Railway Northern		Description: RECONSTRUCTION OF THE VERMONT RWY/TH2 (KENDALL HILL RD.) GRADE CROSSING IN PITTSFORD. DOT #851-320Y.							
YearAdded: 2013 Project Manager: Joshua Martineau 802-595-2793		Comments:							

Agency of Transportation Multiyear Transportation Program

PROJECT INFORMATION	PHASE AND FUNDING	ESTIMATED TOTAL COST	ACTUAL EXPENDED THRU FY 2019	ESTIMATED CURRENT YEAR FY 2020	ESTIMATED BUDGET YEAR FY 2021	PROJECTED FY 2022	PROJECTED FY 2023	PROJECTED FY 2024	ESTIMATED COST TO COMPLETE
RAIL PITTSFORD VTRY(11)	PE	190,000	181,769	8,231	0	0	0	0	0
	ROW	0	0	0	0	0	0	0	0
	CONST	1,914,144	489,110	1,425,034	0	0	0	0	0
	OTHER	0	0	0	0	0	0	0	0
	TOTAL	2,104,144	670,879	1,433,265	0	0	0	0	0
Route: VTR Vermont Railway Northern		Description: Rehab rail Bridge 220 in Pittsford on the VTR Northern line. MP 67.23. Part of TIGER VII Grant							
YearAdded: 2018 Project Manager: Cos Gardner 802-595-2889		Comments:							
RAIL PITTSFORD VTRY(12)	PE	165,000	82,985	49,784	32,231	0	0	0	0
	ROW	50,000	0	0	50,000	0	0	0	0
	CONST	750,000	0	0	100,000	650,000	0	0	0
	OTHER	0	0	0	0	0	0	0	0
	TOTAL	965,000	82,985	49,784	182,231	650,000	0	0	0
Route: VTR Vermont Railway Northern		Description: Add siding in Pittsford starting at approximate MP 65.20 and extending approximately 1800 FT. TIGER VII project. VTR North.							
YearAdded: 2018 Project Manager: Joshua Martineau 802-595-2793		Comments:							
RAIL PROCTOR VTRY(10)	PE	181,000	174,871	6,129	0	0	0	0	0
	ROW	0	0	0	0	0	0	0	0
	CONST	501,606	220,741	280,864	0	0	0	0	0
	OTHER	0	0	0	0	0	0	0	0
	TOTAL	682,606	395,613	286,993	0	0	0	0	0
Route: VTR Vermont Railway Northern		Description: Rehab rail Bridge 207 in Proctor on the VTR Northern line. MP 59.41. Part of TIGER VII Grant							
YearAdded: 2018 Project Manager: Cos Gardner 802-595-2889		Comments:							

Agency of Transportation Multiyear Transportation Program

PROJECT INFORMATION	PHASE AND FUNDING	ESTIMATED TOTAL COST	ACTUAL EXPENDED THRU FY 2019	ESTIMATED CURRENT YEAR FY 2020	ESTIMATED BUDGET YEAR FY 2021	PROJECTED FY 2022	PROJECTED FY 2023	PROJECTED FY 2024	ESTIMATED COST TO COMPLETE
RAIL ROCKINGHAM	PE	170,000	0	0	0	0	100,000	70,000	0
	ROW	0	0	0	0	0	0	0	0
	CONST	630,000	0	0	0	0	0	100,000	530,000
	OTHER	0	0	0	0	0	0	0	0
	TOTAL	800,000	0	0	0	0	100,000	170,000	530,000
Route: GMRC Green Mountain Railroad Bellows Falls YearAdded: 2019 Project Manager: Paul Libby 802-595-0720	Description: Rehab bridge 111 in Rockingham. MP 7.7								
	Comments:								
RAIL ROCKINGHAM GMRC(14)	PE	125,000	0	0	0	75,000	50,000	0	0
	ROW	0	0	0	0	0	0	0	0
	CONST	500,000	0	0	0	0	500,000	0	0
	OTHER	0	0	0	0	0	0	0	0
	TOTAL	625,000	0	0	0	75,000	550,000	0	0
Route: GREEN MTN RR CORP YearAdded: 2010 Project Manager: Paul Libby 802-595-0720	Description: SCOPING FOR IMPROVEMENTS TO BR112 ON THE GREEN MOUNTAIN RR IN ROCKINGHAM.								
	Comments:								
RAIL ROYALTON STP 2034(16)	PE	150,000	0	0	0	0	100,000	50,000	0
	ROW	0	0	0	0	0	0	0	0
	CONST	500,000	0	0	0	0	0	100,000	400,000
	OTHER	0	0	0	0	0	0	0	0
	TOTAL	650,000	0	0	0	0	100,000	150,000	400,000
Route: NECR New England Central Railroad Division Roxb YearAdded: 2019 Project Manager: Paul Libby 802-595-0720	Description: Crossing improvement upgrade at Stearns Rd (TH67) in Royalton. MP 30.97								
	Comments:								

Agency of Transportation Multiyear Transportation Program

PROJECT INFORMATION	PHASE AND FUNDING	ESTIMATED TOTAL COST	ACTUAL EXPENDED THRU FY 2019	ESTIMATED CURRENT YEAR FY 2020	ESTIMATED BUDGET YEAR FY 2021	PROJECTED FY 2022	PROJECTED FY 2023	PROJECTED FY 2024	ESTIMATED COST TO COMPLETE
RAIL	PE	50,000	0	50,000	0	0	0	0	0
RUTLAND	ROW	0	0	0	0	0	0	0	0
VTRY(49)	CONST	473,863	0	423,863	50,000	0	0	0	0
	OTHER	0	0	0	0	0	0	0	0
	TOTAL	523,863	0	473,863	50,000	0	0	0	0
Route: Wye	Description: Replace three turnouts on the Rutland wye as associated with the TIGER VII FRA grant.								
YearAdded: 2021 Project Manager: Paul Libby 802-595-0720	Comments:								
RAIL	PE	1,500	0	1,500	0	0	0	0	0
RUTLAND CITY	ROW	0	0	0	0	0	0	0	0
STP 3000(21)	CONST	0	0	0	0	0	0	0	0
	OTHER	0	0	0	0	0	0	0	0
	TOTAL	1,500	0	1,500	0	0	0	0	0
Route: VTR Vermont Railway B&R	Description: PARK STREET CROSSING RESURFACING, VT RAILWAY INC., CROSSING # 851-276N, MP: 53.72								
YearAdded: 2017 Project Manager: Jason Owen 802-595-1215	Comments:								
RAIL	PE	150,000	0	75,000	75,000	0	0	0	0
RUTLAND CITY	ROW	0	0	0	0	0	0	0	0
STP 3000(22)	CONST	500,000	0	0	250,000	250,000	0	0	0
	OTHER	0	0	0	0	0	0	0	0
	TOTAL	650,000	0	75,000	325,000	250,000	0	0	0
Route: VTR Vermont Railway Northern	Description: Crossing improvements to West St. in Rutland City.								
YearAdded: 2020 Project Manager: Jason Owen 802-595-1215	Comments:								

Agency of Transportation Multiyear Transportation Program

PROJECT INFORMATION	PHASE AND FUNDING	ESTIMATED TOTAL COST	ACTUAL EXPENDED THRU FY 2019	ESTIMATED CURRENT YEAR FY 2020	ESTIMATED BUDGET YEAR FY 2021	PROJECTED FY 2022	PROJECTED FY 2023	PROJECTED FY 2024	ESTIMATED COST TO COMPLETE
RAIL RUTLAND CITY STP 3000(23)	PE	100,000	0	50,000	50,000	0	0	0	0
	ROW	0	0	0	0	0	0	0	0
	CONST	300,000	0	0	150,000	100,000	0	0	50,000
	OTHER	0	0	0	0	0	0	0	0
	TOTAL	400,000	0	50,000	200,000	100,000	0	0	50,000
Route: VTR Vermont Railway Northern		Description: Crossing improvements to Forest Street in Rutland City.							
YearAdded: 2020 Project Manager: Jason Owen 802-595-1215		Comments:							
RAIL RUTLAND CITY VTRY(45)	PE	49,603	0	37,202	12,401	0	0	0	0
	ROW	0	0	0	0	0	0	0	0
	CONST	535,000	0	0	0	535,000	0	0	0
	OTHER	0	0	0	0	0	0	0	0
	TOTAL	584,603	0	37,202	12,401	535,000	0	0	0
Route: VTR Vermont Railway B&R		Description: Replace bridge 99.5 in Rutland on the VTR B&R, MP 53.82. Part of the FRA BUILD Grant.							
YearAdded: 2021 Project Manager: Paul Libby 802-595-0720		Comments:							
RAIL RUTLAND TOWN STP 0163(5)	PE	150,000	26,476	103,524	20,000	0	0	0	0
	ROW	0	0	0	0	0	0	0	0
	CONST	542,945	0	100,000	442,945	0	0	0	0
	OTHER	0	0	0	0	0	0	0	0
	TOTAL	692,945	26,476	203,524	462,945	0	0	0	0
Route: VTR Vermont Railway Northern		Description: VT Route 3 crossing upgrade (signals), VT Railway Inc., MP 56.62. In conjunction with the Tiger VII grant but funded separately.							
YearAdded: 2017 Project Manager: Joshua Martineau 802-595-2793		Comments:							

Agency of Transportation Multiyear Transportation Program

PROJECT INFORMATION	PHASE AND FUNDING	ESTIMATED TOTAL COST	ACTUAL EXPENDED THRU FY 2019	ESTIMATED CURRENT YEAR FY 2020	ESTIMATED BUDGET YEAR FY 2021	PROJECTED FY 2022	PROJECTED FY 2023	PROJECTED FY 2024	ESTIMATED COST TO COMPLETE
RAIL RUTLAND-BURLINGTON	PE	161,000	159,840	0	1,160	0	0	0	0
	ROW	0	0	0	0	0	0	0	0
	CONST	1,617,259	0	0	1,000,000	617,259	0	0	0
	OTHER	0	0	0	0	0	0	0	0
	TOTAL	1,778,259	159,840	0	1,001,160	617,259	0	0	0
Route: VTR Vermont Railway Northern	Description: FRA TIGER GRANT VII, VT RAILWAY INC. REHAB OF VTR BETWEEN RUTLAND AND BURLINGTON.								
YearAdded: 2017 Project Manager: Paul Libby 802-595-0720	Comments:								
RAIL SALISBURY STP 2035(21)	PE	94,000	87,655	6,345	0	0	0	0	0
	ROW	0	0	0	0	0	0	0	0
	CONST	285,000	216,012	68,988	0	0	0	0	0
	OTHER	0	0	0	0	0	0	0	0
	TOTAL	379,000	303,667	75,333	0	0	0	0	0
Route: VTR Vermont Railway Northern	Description: IMPROVEMENTS TO THE VERMONT RAILWAY/HUBBARD RD.(TH18) CROSSING. DOT #851-344M. TIGER VII.								
YearAdded: 2015 Project Manager: Joshua Martineau 802-595-2793	Comments:								
RAIL SALISBURY STP 2035(22)	PE	90,000	83,269	6,731	0	0	0	0	0
	ROW	0	0	0	0	0	0	0	0
	CONST	360,000	275,154	84,846	0	0	0	0	0
	OTHER	0	0	0	0	0	0	0	0
	TOTAL	450,000	358,423	91,577	0	0	0	0	0
Route: VTR Vermont Railway Northern	Description: TH 1 (CREEK ROAD) CROSSING RESURFACING, VT RAILWAY, INC., DOT CROSSING #851-346B, MP: 80.77. TIGER VII.								
YearAdded: 2015 Project Manager: Joshua Martineau 802-595-2793	Comments:								

Agency of Transportation Multiyear Transportation Program

PROJECT INFORMATION	PHASE AND FUNDING	ESTIMATED TOTAL COST	ACTUAL EXPENDED THRU FY 2019	ESTIMATED CURRENT YEAR FY 2020	ESTIMATED BUDGET YEAR FY 2021	PROJECTED FY 2022	PROJECTED FY 2023	PROJECTED FY 2024	ESTIMATED COST TO COMPLETE
RAIL	PE	100,000	240	35,000	54,760	10,000	0	0	0
SHAFTSBURY	ROW	0	0	0	0	0	0	0	0
REW4330F	CONST	172,500	0	0	147,500	25,000	0	0	0
	OTHER	0	0	0	0	0	0	0	0
	TOTAL	272,500	240	35,000	202,260	35,000	0	0	0
Route: VTR Vermont Railway B&R	Description: VTR – B&R FEMA DR 4330 – Cast iron culvert replacement								
YearAdded: 2020 Project Manager: Kyle Wells 802-505-1707	Comments:								
RAIL	PE	75,000	30,074	39,926	5,000	0	0	0	0
SHAFTSBURY	ROW	0	0	0	0	0	0	0	0
VTRY(16)	CONST	402,600	0	0	296,000	100,000	0	0	6,600
	OTHER	0	0	0	0	0	0	0	0
	TOTAL	477,600	30,074	39,926	301,000	100,000	0	0	6,600
Route: VTR Vermont Railway B&R	Description: Rehab bridge 59 in Shaftsbury on the VTR B&R. MP 5.34								
YearAdded: 2018 Project Manager: Cos Gardner 802-595-2889	Comments:								
RAIL	PE	297,619	0	208,333	89,286	0	0	0	0
SHAFTSBURY	ROW	0	0	0	0	0	0	0	0
VTRY(20)	CONST	3,210,000	0	0	0	2,889,000	321,000	0	0
	OTHER	0	0	0	0	0	0	0	0
	TOTAL	3,507,619	0	208,333	89,286	2,889,000	321,000	0	0
Route: VTR Vermont Railway B&R	Description: Replace bridge 57.5 in Shaftsbury at MP 0.79 on the VTR B&R. Part of the FRA BUILD Grant.								
YearAdded: 2021 Project Manager: Paul Libby 802-595-0720	Comments:								

Agency of Transportation Multiyear Transportation Program

PROJECT INFORMATION	PHASE AND FUNDING	ESTIMATED TOTAL COST	ACTUAL EXPENDED THRU FY 2019	ESTIMATED CURRENT YEAR FY 2020	ESTIMATED BUDGET YEAR FY 2021	PROJECTED FY 2022	PROJECTED FY 2023	PROJECTED FY 2024	ESTIMATED COST TO COMPLETE
RAIL SHAFTSBURY VTRY(21)	PE	14,881	0	14,881	0	0	0	0	0
	ROW	0	0	0	0	0	0	0	0
	CONST	160,500	0	0	160,500	0	0	0	0
	OTHER	0	0	0	0	0	0	0	0
	TOTAL	175,381	0	14,881	160,500	0	0	0	0
Route: VTR Vermont Railway B&R		Description: Rehab bridge 58 in Shaftsbury on the VTR B&R, MP 3.17. Part of the FRA BUILD Grant.							
YearAdded: 2021 Project Manager: Paul Libby 802-595-0720		Comments:							
RAIL SHAFTSBURY VTRY(22)	PE	84,325	0	84,325	0	0	0	0	0
	ROW	0	0	0	0	0	0	0	0
	CONST	909,500	0	0	354,750	554,750	0	0	0
	OTHER	0	0	0	0	0	0	0	0
	TOTAL	993,825	0	84,325	354,750	554,750	0	0	0
Route: VTR Vermont Railway B&R		Description: Replacement of bridge 58.5 on the VTR B&R, MP 3.45. Part of the FRA BUILD Grant.							
YearAdded: 2021 Project Manager: Paul Libby 802-595-0720		Comments:							
RAIL SHAFTSBURY VTRY(8)	PE	38,655	38,373	282	0	0	0	0	0
	ROW	0	0	0	0	0	0	0	0
	CONST	0	0	0	0	0	0	0	0
	OTHER	0	0	0	0	0	0	0	0
	TOTAL	38,655	38,373	282	0	0	0	0	0
Route: VTR Vermont Railway B&R		Description: BRIDGE 58.5 REHAB, VT RAILWAY INC., MP: 3.45							
YearAdded: 2017 Project Manager: Paul Libby 802-595-0720		Comments:							

Agency of Transportation Multiyear Transportation Program

PROJECT INFORMATION	PHASE AND FUNDING	ESTIMATED TOTAL COST	ACTUAL EXPENDED THRU FY 2019	ESTIMATED CURRENT YEAR FY 2020	ESTIMATED BUDGET YEAR FY 2021	PROJECTED FY 2022	PROJECTED FY 2023	PROJECTED FY 2024	ESTIMATED COST TO COMPLETE
RAIL SHARON STP 2034(17)	PE	150,000	0	0	0	0	0	0	150,000
	ROW	0	0	0	0	0	0	0	0
	CONST	500,000	0	0	0	0	0	0	500,000
	OTHER	0	0	0	0	0	0	0	0
	TOTAL	650,000	0	0	0	0	0	0	650,000
Route: NECR New England Central Railroad Division Roxb YearAdded: 2019 Project Manager: Paul Libby 802-595-0720	Description: Crossing improvement upgrade at Sharhart Rd. (TH43) in Sharon. MP 23.00								
	Comments:								
RAIL SHELBURNE-BURLINGTON SF9043	PE	0	0	0	0	0	0	0	0
	ROW	0	0	0	0	0	0	0	0
	CONST	0	0	0	0	0	0	0	0
	OTHER	0	1,390,096	75,000	75,000	75,000	75,000	75,000	0
	TOTAL	0	1,390,096	75,000	75,000	75,000	75,000	75,000	0
Route: VT-RAILWAY, INC. YearAdded: Prior to 2006 Project Manager: Daniel Delabruere 802-279-2647	Description: PROJECT IS FOR QUIET ZONE CROSSING MAINTENANCE ALONG THE VERMONT RAILWAY, BETWEEN SHELBURNE AND BURLINGTON.								
	Comments:								
RAIL ST. ALBANS TOWN STP 2038(20)	PE	50,000	7,484	42,516	0	0	0	0	0
	ROW	0	0	0	0	0	0	0	0
	CONST	350,000	0	0	350,000	0	0	0	0
	OTHER	0	0	0	0	0	0	0	0
	TOTAL	400,000	7,484	42,516	350,000	0	0	0	0
Route: YearAdded: 2019 Project Manager: Jason Owen 802-595-1215	Description: Crossing improvement at Industrial Park Rd on the NECR at MP 130.95.								
	Comments:								

Agency of Transportation Multiyear Transportation Program

PROJECT INFORMATION	PHASE AND FUNDING	ESTIMATED TOTAL COST	ACTUAL EXPENDED THRU FY 2019	ESTIMATED CURRENT YEAR FY 2020	ESTIMATED BUDGET YEAR FY 2021	PROJECTED FY 2022	PROJECTED FY 2023	PROJECTED FY 2024	ESTIMATED COST TO COMPLETE
RAIL ST. JOHNSBURY WCRL(24)	PE	125,000	17,792	87,208	20,000	0	0	0	0
	ROW	0	0	0	0	0	0	0	0
	CONST	500,000	0	0	200,000	300,000	0	0	0
	OTHER	0	0	0	0	0	0	0	0
	TOTAL	625,000	17,792	87,208	220,000	300,000	0	0	0
Route: WACR Washington County Railroad Conn River Divi YearAdded: 2017 Project Manager: Joshua Martineau 802-595-2793	Description: BRIDGE 538 REHAB, CONN RIVER MAIN LINE, MP: 44.60								
	Comments:								
RAIL STATEWIDE	PE	0	0	0	0	0	0	0	0
	ROW	0	0	0	0	0	0	0	0
	CONST	1,700,165	0	325,165	325,000	350,000	350,000	350,000	0
	OTHER	0	0	0	0	0	0	0	0
	TOTAL	1,700,165	0	325,165	325,000	350,000	350,000	350,000	0
Route: YearAdded: 2017 Project Manager: Daniel Delabruere 802-279-2647	Description: IMMEDIATE ATTENTION BRIDGES, VARIOUS RAILROADS, 100% STATE FUNDS								
	Comments:								
RAIL STATEWIDE	PE	0	0	0	0	0	0	0	0
	ROW	0	0	0	0	0	0	0	0
	CONST	0	0	0	0	0	0	0	0
	OTHER	150,000	0	100,000	50,000	0	0	0	0
	TOTAL	150,000	0	100,000	50,000	0	0	0	0
Route: YearAdded: 2020 Project Manager: Paul Libby 802-595-0720	Description: Update the State Rail Plan.								
	Comments:								

Agency of Transportation Multiyear Transportation Program

PROJECT INFORMATION	PHASE AND FUNDING	ESTIMATED TOTAL COST	ACTUAL EXPENDED THRU FY 2019	ESTIMATED CURRENT YEAR FY 2020	ESTIMATED BUDGET YEAR FY 2021	PROJECTED FY 2022	PROJECTED FY 2023	PROJECTED FY 2024	ESTIMATED COST TO COMPLETE
RAIL STATEWIDE	PE	0	0	0	0	0	0	0	0
	ROW	0	0	0	0	0	0	0	0
	CONST	7,493	7,493	0	0	0	0	0	0
	OTHER	127,088,796	84,438,796	8,300,000	8,100,000	8,750,000	8,750,000	8,750,000	0
	TOTAL	127,096,289	84,446,289	8,300,000	8,100,000	8,750,000	8,750,000	8,750,000	0
Route: RAIL PASS. SERVICE YearAdded: Prior to 2006 Project Manager: Daniel Delabruere 802-279-2647	Description: PROJECT IS FOR THE PURCHASE OF INTERSTATE RAIL PASSENGER SERVICE, AND RELATED EXPENSES.								
	Comments:								
RAIL STATEWIDE	PE	0	0	0	0	0	0	0	0
	ROW	0	0	0	0	0	0	0	0
	CONST	0	0	0	0	0	0	0	0
	OTHER	8,540,929	37,234	1,701,064	1,689,631	1,703,000	1,705,000	1,705,000	0
	TOTAL	8,540,929	37,234	1,701,064	1,689,631	1,703,000	1,705,000	1,705,000	0
Route: RAILROAD ADMIN. YearAdded: Prior to 2006 Project Manager: Daniel Delabruere 802-279-2647	Description: PROJECT IS FOR THE ADMINISTRATIVE SUPPORT OF THE RAIL PROGRAM.								
	Comments:								
RAIL STATEWIDE	PE	0	0	0	0	0	0	0	0
	ROW	0	0	0	0	0	0	0	0
	CONST	0	0	0	0	0	0	0	0
	OTHER	1,500,000	0	600,000	0	300,000	300,000	300,000	0
	TOTAL	1,500,000	0	600,000	0	300,000	300,000	300,000	0
Route: RAILROAD BRIDGES YearAdded: Prior to 2006 Project Manager: Daniel Delabruere 802-279-2647	Description: PROJECT IS FOR THE AGENCY'S ESTIMATED EXPENDITURES ON TRANSPORTATION - RAILROAD BRIDGE PROJECTS THAT ARE CURRENTLY UNDER DEVELOPMENT, EVALUATION AND SCOPING.								
	Comments:								

Agency of Transportation Multiyear Transportation Program

PROJECT INFORMATION	PHASE AND FUNDING	ESTIMATED TOTAL COST	ACTUAL EXPENDED THRU FY 2019	ESTIMATED CURRENT YEAR FY 2020	ESTIMATED BUDGET YEAR FY 2021	PROJECTED FY 2022	PROJECTED FY 2023	PROJECTED FY 2024	ESTIMATED COST TO COMPLETE
RAIL STATEWIDE	PE	0	0	0	0	0	0	0	0
	ROW	0	0	0	0	0	0	0	0
	CONST	2,600,000	0	400,000	400,000	600,000	600,000	600,000	0
	OTHER	2,228,303	2,228,303	0	0	0	0	0	0
	TOTAL	4,828,303	2,228,303	400,000	400,000	600,000	600,000	600,000	0
Route: VARIOUS-RAILROADS YearAdded: 2008 Project Manager: Daniel Delabruere 802-279-2647	Description: RAIL/HIGHWAY SURFACE AND SUBSTRUCTURE IMPROVEMENT.								
	Comments:								
RAIL STATEWIDE	PE	0	0	0	0	0	0	0	0
	ROW	346,990	346,990	0	0	0	0	0	0
	CONST	251,905	251,905	0	0	0	0	0	0
	OTHER	2,699,547	1,124,547	325,000	275,000	325,000	325,000	325,000	0
	TOTAL	3,298,442	1,723,442	325,000	275,000	325,000	325,000	325,000	0
Route: VARIOUS-RAILROADS YearAdded: 2011 Project Manager: Daniel Delabruere 802-279-2647	Description: LEASE AND ENCROACHMENT MANAGEMENT OF STATE-OWNED RAILROAD RIGHT-OF-WAY.								
	Comments:								
RAIL STATEWIDE	PE	309,384	309,384	0	0	0	0	0	0
	ROW	0	0	0	0	0	0	0	0
	CONST	0	0	0	0	0	0	0	0
	OTHER	300,000	0	50,000	50,000	50,000	50,000	50,000	50,000
	TOTAL	609,384	309,384	50,000	50,000	50,000	50,000	50,000	50,000
Route: VARIOUS-RAILROADS YearAdded: 2011 Project Manager: Daniel Delabruere 802-279-2647	Description: RAIL PASSENGER MARKETING.								
	Comments:								

Agency of Transportation Multiyear Transportation Program

PROJECT INFORMATION	PHASE AND FUNDING	ESTIMATED TOTAL COST	ACTUAL EXPENDED THRU FY 2019	ESTIMATED CURRENT YEAR FY 2020	ESTIMATED BUDGET YEAR FY 2021	PROJECTED FY 2022	PROJECTED FY 2023	PROJECTED FY 2024	ESTIMATED COST TO COMPLETE
RAIL STATEWIDE	PE	0	0	0	0	0	0	0	0
	ROW	0	0	0	0	0	0	0	0
	CONST	2,944,822	463,602	231,220	450,000	600,000	600,000	600,000	0
	OTHER	0	0	0	0	0	0	0	0
	TOTAL	2,944,822	463,602	231,220	450,000	600,000	600,000	600,000	0
Route: VARIOUS-RAILROADS	Description: PROJECT IS FOR THE PURPOSE OF PARTICIPATING IN THREE-WAY PARTNERSHIPS WITH RAILROADS AND RAIL SHIPPERS, TO DEVELOP NEEDED FACILITIES, INCLUDING SIDINGS, SPURS & SYSTEM DEVELOPMENT.								
YearAdded: Prior to 2006 Project Manager: Daniel Delabruere 802-279-2647	Comments:								
RAIL STATEWIDE CRTIES01	PE	0	0	0	0	0	0	0	0
	ROW	0	0	0	0	0	0	0	0
	CONST	6,422,602	2,322,602	250,000	250,000	300,000	3,000,000	300,000	0
	OTHER	0	0	0	0	0	0	0	0
	TOTAL	6,422,602	2,322,602	250,000	250,000	300,000	3,000,000	300,000	0
Route: VARIOUS-RAILROADS	Description: INSTALLATION OF TIES AND/OR SURFACING MATERIALS ON VARIOUS STATE-OWNED RAILROADS.								
YearAdded: 2013 Project Manager: Daniel Delabruere 802-279-2647	Comments:								
RAIL STATEWIDE OPLIFE(18)	PE	0	0	0	0	0	0	0	0
	ROW	0	0	0	0	0	0	0	0
	CONST	0	0	0	0	0	0	0	0
	OTHER	170,848	20,848	30,000	30,000	30,000	30,000	30,000	0
	TOTAL	170,848	20,848	30,000	30,000	30,000	30,000	30,000	0
Route: VARIOUS-RAILROADS	Description: OPERATION LIFESAVER.								
YearAdded: 2011 Project Manager: Daniel Delabruere 802-279-2647	Comments:								

Agency of Transportation Multiyear Transportation Program

PROJECT INFORMATION	PHASE AND FUNDING	ESTIMATED TOTAL COST	ACTUAL EXPENDED THRU FY 2019	ESTIMATED CURRENT YEAR FY 2020	ESTIMATED BUDGET YEAR FY 2021	PROJECTED FY 2022	PROJECTED FY 2023	PROJECTED FY 2024	ESTIMATED COST TO COMPLETE
RAIL STATEWIDE RR 1002	PE	22,971	22,971	0	0	0	0	0	0
	ROW	0	0	0	0	0	0	0	0
	CONST	733,856	733,856	0	0	0	0	0	0
	OTHER	1,872,850	522,850	250,000	275,000	275,000	275,000	275,000	0
	TOTAL	2,629,677	1,279,677	250,000	275,000	275,000	275,000	275,000	0
Route: VARIOUS-RAILROADS YearAdded: 2011 Project Manager: Daniel Delabruere 802-279-2647	Description: MAINTENANCE OF STATE-OWNED RAILROAD PROPERTY AND BUILDINGS.								
	Comments:								
RAIL STATEWIDE SF9046	PE	508,454	508,454	0	0	0	0	0	0
	ROW	0	0	0	0	0	0	0	0
	CONST	550,000	0	110,000	110,000	110,000	110,000	110,000	0
	OTHER	134,514	134,514	0	0	0	0	0	0
	TOTAL	1,192,968	642,967	110,000	110,000	110,000	110,000	110,000	0
Route: VARIOUS-RAIL TRAILS YearAdded: 2014 Project Manager: Daniel Delabruere 802-279-2647	Description: RAIL TRAIL MAINTENANCE.								
	Comments:								
RAIL STATEWIDE STP 2030(11)	PE	41,645	41,645	0	0	0	0	0	0
	ROW	0	0	0	0	0	0	0	0
	CONST	0	0	0	0	0	0	0	0
	OTHER	122,500	0	24,500	24,500	24,500	24,500	24,500	0
	TOTAL	164,145	41,645	24,500	24,500	24,500	24,500	24,500	0
Route: YearAdded: 2017 Project Manager: Tanya Miller 802-917-8667	Description: SECTION 130 DATA COMPILATION, AND ANALYSIS AND MAINTENANCE FOR RAIL/HIGHWAY CROSSING IMPROVEMENTS (E.G. CRASH DATA, TRAFFIC VOLUME AND MIX, ROADWAY INVENTORY, ETC.), AND EVALUATION OF DATABASE SYSTEMS.								
	Comments:								

Agency of Transportation Multiyear Transportation Program

PROJECT INFORMATION	PHASE AND FUNDING	ESTIMATED TOTAL COST	ACTUAL EXPENDED THRU FY 2019	ESTIMATED CURRENT YEAR FY 2020	ESTIMATED BUDGET YEAR FY 2021	PROJECTED FY 2022	PROJECTED FY 2023	PROJECTED FY 2024	ESTIMATED COST TO COMPLETE
RAIL	PE	0	0	0	0	0	0	0	0
STATEWIDE	ROW	0	0	0	0	0	0	0	0
STP 2030(12)	CONST	0	0	0	0	0	0	0	0
	OTHER	200,000	0	0	200,000	0	0	0	0
	TOTAL	200,000	0	0	200,000	0	0	0	0
Route:	Description: Other Statewide Crossing Improvements								
YearAdded: 2021 Project Manager: Paul Libby 802-595-0720	Comments:								
RAIL	PE	4,077,710	2,049,768	427,942	400,000	400,000	400,000	400,000	0
STATEWIDE	ROW	0	0	0	0	0	0	0	0
STRBINS	CONST	0	0	0	0	0	0	0	0
	OTHER	405,477	405,477	0	0	0	0	0	0
	TOTAL	4,483,187	2,455,245	427,942	400,000	400,000	400,000	400,000	0
Route: RAILROAD BRIDGES	Description: INVENTORY, INSPECTION AND CLASSIFICATION OF STATE-OWNED RAILROAD BRIDGES.								
YearAdded: Prior to 2006 Project Manager: Daniel Delabruere 802-279-2647	Comments:								
RAIL	PE	4,918,780	1,968,780	500,000	500,000	650,000	650,000	650,000	0
STATEWIDE	ROW	0	0	0	0	0	0	0	0
STRBLOAD	CONST	0	0	0	0	0	0	0	0
	OTHER	0	0	0	0	0	0	0	0
	TOTAL	4,918,780	1,968,780	500,000	500,000	650,000	650,000	650,000	0
Route: VARIOUS-RAILROADS	Description: BRIDGE LOAD RATING IMPROVEMENTS.								
YearAdded: 2013 Project Manager: Daniel Delabruere 802-279-2647	Comments:								

Agency of Transportation Multiyear Transportation Program

PROJECT INFORMATION	PHASE AND FUNDING	ESTIMATED TOTAL COST	ACTUAL EXPENDED THRU FY 2019	ESTIMATED CURRENT YEAR FY 2020	ESTIMATED BUDGET YEAR FY 2021	PROJECTED FY 2022	PROJECTED FY 2023	PROJECTED FY 2024	ESTIMATED COST TO COMPLETE
RAIL	PE	2,658,837	208,837	500,000	450,000	500,000	500,000	500,000	0
STATEWIDE	ROW	0	0	0	0	0	0	0	0
STRBMATN	CONST	0	0	0	0	0	0	0	0
	OTHER	0	0	0	0	0	0	0	0
	TOTAL	2,658,837	208,837	500,000	450,000	500,000	500,000	500,000	0
Route: VARIOUS-RAILROADS	Description: BRIDGE MAINTENANCE.								
YearAdded: 2013 Project Manager: Daniel Delabruere 802-279-2647	Comments:								
RAIL	PE	150,000	0	0	0	150,000	0	0	0
SWANTON	ROW	0	0	0	0	0	0	0	0
STP 2038(17)	CONST	500,000	0	0	0	0	500,000	0	0
	OTHER	0	0	0	0	0	0	0	0
	TOTAL	650,000	0	0	0	150,000	500,000	0	0
Route: NECR New England Central Railroad Division Swan	Description: Crossing improvement upgrade at Tabor Rd. (TH13) in Swanton. MP 14.17								
YearAdded: 2019 Project Manager: Paul Libby 802-595-0720	Comments:								
RAIL	PE	150,000	0	0	0	150,000	0	0	0
SWANTON	ROW	0	0	0	0	0	0	0	0
STP 2038(18)	CONST	500,000	0	0	0	0	500,000	0	0
	OTHER	0	0	0	0	0	0	0	0
	TOTAL	650,000	0	0	0	150,000	500,000	0	0
Route: NECR New England Central Railroad Division Swan	Description: Crossing improvement upgrades at Lakewood Dr. (TH11) in Swanton. MP 14.79								
YearAdded: 2019 Project Manager: Paul Libby 802-595-0720	Comments:								

Agency of Transportation Multiyear Transportation Program

PROJECT INFORMATION	PHASE AND FUNDING	ESTIMATED TOTAL COST	ACTUAL EXPENDED THRU FY 2019	ESTIMATED CURRENT YEAR FY 2020	ESTIMATED BUDGET YEAR FY 2021	PROJECTED FY 2022	PROJECTED FY 2023	PROJECTED FY 2024	ESTIMATED COST TO COMPLETE
RAIL THETFORD REW4330B	PE	100,000	240	40,000	59,760	0	0	0	0
	ROW	0	0	0	0	0	0	0	0
	CONST	175,000	0	0	150,000	25,000	0	0	0
	OTHER	0	0	0	0	0	0	0	0
	TOTAL	275,000	240	40,000	209,760	25,000	0	0	0
Route: Farm Xing 053-556N		Description: WACR – CRL FEMA DR 4330 – Track bed restoration/farm crossing 053-556N stone culvert replacement							
YearAdded: 2020 Project Manager: Kyle Wells 802-505-1707		Comments:							
RAIL THETFORD REW4330C	PE	120,000	120	40,000	59,880	20,000	0	0	0
	ROW	0	0	0	0	0	0	0	0
	CONST	143,750	0	0	100,000	43,750	0	0	0
	OTHER	0	0	0	0	0	0	0	0
	TOTAL	263,750	120	40,000	159,880	63,750	0	0	0
Route: Slope Failure		Description: WACR – CRL FEMA DR 4330 – Track bed restoration/washout repair							
YearAdded: 2020 Project Manager: Kyle Wells 802-505-1707		Comments:							
RAIL VERGENNES PLAT(1)	PE	225,000	110,136	114,864	0	0	0	0	0
	ROW	0	0	0	0	0	0	0	0
	CONST	435,500	0	435,500	0	0	0	0	0
	OTHER	0	0	0	0	0	0	0	0
	TOTAL	660,500	110,136	550,364	0	0	0	0	0
Route: VTR Vermont Railway Northern		Description: Build train station platform to accommodate AMTRAK service in Vergennes, MP 100.60 , VTR North, Part of TIGER VII Grant							
YearAdded: 2018 Project Manager: Joshua Martineau 802-595-2793		Comments:							

Agency of Transportation Multiyear Transportation Program

PROJECT INFORMATION	PHASE AND FUNDING	ESTIMATED TOTAL COST	ACTUAL EXPENDED THRU FY 2019	ESTIMATED CURRENT YEAR FY 2020	ESTIMATED BUDGET YEAR FY 2021	PROJECTED FY 2022	PROJECTED FY 2023	PROJECTED FY 2024	ESTIMATED COST TO COMPLETE
RAIL VERGENNES STP VRRD(1)	PE	230,000	110,002	119,998	0	0	0	0	0
	ROW	0	0	0	0	0	0	0	0
	CONST	2,003,579	0	2,003,579	0	0	0	0	0
	OTHER	0	0	0	0	0	0	0	0
	TOTAL	2,233,579	110,002	2,123,577	0	0	0	0	0
Route: VTR Vermont Railway Northern YearAdded: 2016 Project Manager: Joshua Martineau 802-595-2793	Description: Vergennes Train Station								
	Comments:								
RAIL WALLINGFORD	PE	120,000	0	0	0	120,000	0	0	0
	ROW	0	0	0	0	0	0	0	0
	CONST	500,000	0	0	0	0	500,000	0	0
	OTHER	0	0	0	0	0	0	0	0
	TOTAL	620,000	0	0	0	120,000	500,000	0	0
Route: VTR Vermont Railway B&R YearAdded: 2017 Project Manager: Paul Libby 802-595-0720	Description: BRIDGE 88 REHAB, VT RAILWAY INC., MP: 41.35								
	Comments:								
RAIL WALLINGFORD GMRC()	PE	175,000	0	0	0	75,000	100,000	0	0
	ROW	0	0	0	0	0	0	0	0
	CONST	600,000	0	0	0	0	300,000	300,000	0
	OTHER	0	0	0	0	0	0	0	0
	TOTAL	775,000	0	0	0	75,000	400,000	300,000	0
Route: GMRC Green Mountain Railroad Bellows Falls YearAdded: 2018 Project Manager: Paul Libby 802-595-0720	Description: Rehab bridge 145 in Wallingford on the GMRC. MP 40.67								
	Comments:								

Agency of Transportation Multiyear Transportation Program

PROJECT INFORMATION	PHASE AND FUNDING	ESTIMATED TOTAL COST	ACTUAL EXPENDED THRU FY 2019	ESTIMATED CURRENT YEAR FY 2020	ESTIMATED BUDGET YEAR FY 2021	PROJECTED FY 2022	PROJECTED FY 2023	PROJECTED FY 2024	ESTIMATED COST TO COMPLETE
RAIL WALLINGFORD REW4330E	PE	110,000	30	40,000	49,970	20,000	0	0	0
	ROW	0	0	0	0	0	0	0	0
	CONST	287,500	0	0	200,000	87,500	0	0	0
	OTHER	0	0	0	0	0	0	0	0
	TOTAL	397,500	30	40,000	249,970	107,500	0	0	0
Route: VTR Vermont Railway B&R		Description: VTR – B&R FEMA DR 4330 – CMP culvert replacement/washout repair							
YearAdded: 2020 Project Manager: Kyle Wells 802-505-1707		Comments:							
RAIL WALLINGFORD STP 2033(28)	PE	112,000	97,053	14,947	0	0	0	0	0
	ROW	0	0	0	0	0	0	0	0
	CONST	265,747	46,363	219,384	0	0	0	0	0
	OTHER	0	0	0	0	0	0	0	0
	TOTAL	377,747	143,416	234,331	0	0	0	0	0
Route: VTR Vermont Railway B&R		Description: Safety Improvements at two TH#7 North End Drive At-Grade Crossings on the Vermont Railway (MP 45.97) in Wallingford: DOT #851-249S and 851-250L.							
YearAdded: 2016 Project Manager: Cos Gardner 802-595-2889		Comments:							
RAIL WALLINGFORD VTRY(38)	PE	24,802	0	24,802	0	0	0	0	0
	ROW	0	0	0	0	0	0	0	0
	CONST	267,500	0	0	133,750	133,750	0	0	0
	OTHER	0	0	0	0	0	0	0	0
	TOTAL	292,302	0	24,802	133,750	133,750	0	0	0
Route: VTR Vermont Railway B&R		Description: Rehab bridge 87 in Wallingford on the VTR B&R, MP 40.58. Part of the FRA BUILD Grant.							
YearAdded: 2021 Project Manager: Paul Libby 802-595-0720		Comments:							

Agency of Transportation Multiyear Transportation Program

PROJECT INFORMATION	PHASE AND FUNDING	ESTIMATED TOTAL COST	ACTUAL EXPENDED THRU FY 2019	ESTIMATED CURRENT YEAR FY 2020	ESTIMATED BUDGET YEAR FY 2021	PROJECTED FY 2022	PROJECTED FY 2023	PROJECTED FY 2024	ESTIMATED COST TO COMPLETE
RAIL WALLINGFORD VTRY(39)	PE	79,365	0	79,365	0	0	0	0	0
	ROW	0	0	0	0	0	0	0	0
	CONST	856,000	0	0	328,000	528,000	0	0	0
	OTHER	0	0	0	0	0	0	0	0
	TOTAL	935,365	0	79,365	328,000	528,000	0	0	0
Route: VTR Vermont Railway B&R		Description: Rehab bridge 88 in Wallingford on the VTR B&R, MP 41.35. Part of the FRA BUILD Grant.							
YearAdded: 2021 Project Manager: Paul Libby 802-595-0720		Comments:							
RAIL WALLINGFORD VTRY(40)	PE	49,603	0	49,603	0	0	0	0	0
	ROW	0	0	0	0	0	0	0	0
	CONST	535,000	0	0	267,500	267,500	0	0	0
	OTHER	0	0	0	0	0	0	0	0
	TOTAL	584,603	0	49,603	267,500	267,500	0	0	0
Route: VTR Vermont Railway B&R		Description: Rehab bridge 89 in Wallingford on the VTR B&R, MP 42.67. Part of the FRA BUILD Grant.							
YearAdded: 2021 Project Manager: Paul Libby 802-595-0720		Comments:							
RAIL WALLINGFORD VTRY(41)	PE	49,603	0	24,802	24,801	0	0	0	0
	ROW	0	0	0	0	0	0	0	0
	CONST	535,000	0	0	107,000	428,000	0	0	0
	OTHER	0	0	0	0	0	0	0	0
	TOTAL	584,603	0	24,802	131,801	428,000	0	0	0
Route: VTR Vermont Railway B&R		Description: Rehab bridge 92 in Wallingford on the VTR B&R, MP 46.31. Part of the FRA BUILD Grant.							
YearAdded: 2021 Project Manager: Paul Libby 802-595-0720		Comments:							

Agency of Transportation Multiyear Transportation Program

PROJECT INFORMATION	PHASE AND FUNDING	ESTIMATED TOTAL COST	ACTUAL EXPENDED THRU FY 2019	ESTIMATED CURRENT YEAR FY 2020	ESTIMATED BUDGET YEAR FY 2021	PROJECTED FY 2022	PROJECTED FY 2023	PROJECTED FY 2024	ESTIMATED COST TO COMPLETE
RAIL	PE	0	0	0	0	0	0	0	0
WEST RUTLAND	ROW	0	0	0	0	0	0	0	0
STP 3400(11)	CONST	0	0	0	0	0	0	0	0
	OTHER	0	0	0	0	0	0	0	0
	TOTAL	0	0	0	0	0	0	0	0
Route: CLP Clarendon & Pittsford Railroad	Description: Crossing improvements to Main St. in West Rutland.								
YearAdded: 2020 Project Manager: Cos Gardner 802-595-2889	Comments:								
RAIL	PE	0	0	0	0	0	0	0	0
WINDSOR-ST. ALBANS	ROW	0	0	0	0	0	0	0	0
CRISI(17)	CONST	0	0	0	0	0	0	0	0
	OTHER	2,082,519	0	416,504	1,666,015	0	0	0	0
	TOTAL	2,082,519	0	416,504	1,666,015	0	0	0	0
Route: NECR New England Central Railroad Division Roxb	Description: Vermonter Amtrak Safety Project. Consolidated Rail Infrastructure and Safety Improvements.								
YearAdded: 2021 Project Manager: Paul Libby 802-595-0720	Comments:								
RAIL	PE	50,000	0	50,000	0	0	0	0	0
WINOOSKI	ROW	0	0	0	0	0	0	0	0
STP 5100(14)	CONST	350,000	0	0	350,000	0	0	0	0
	OTHER	0	0	0	0	0	0	0	0
	TOTAL	400,000	0	50,000	350,000	0	0	0	0
Route: Urb-5108	Description: Crossing improvements to Malletts Bay Ave. in Winooski.								
YearAdded: 2020 Project Manager: Jason Owen 802-595-1215	Comments:								

Rail - CAPITAL PROGRAM

SFY 2021 D&E

Project Name	Manager	Project Number	Description	PE	ROW	Const	Total	Federal	State	Local	Year Added
BARNET	Paul Libby		WACR Washington County Railroad Conn River Divi	25,000	0	0	25,000	0	25,000	0	2017
BARNET	Paul Libby	WCRL()	WACR Washington County Railroad Conn River Divi	25,000	0	0	25,000	0	25,000	0	2018
FERRISBURGH	Paul Libby	VTRY()	VTR Vermont Railway Northern	25,000	0	0	25,000	0	25,000	0	2018
LUDLOW	Paul Libby	GMRC()	GMRC Green Mountain Railroad Bellows Falls	52,500	0	0	52,500	0	52,500	0	2018
LYNDON	Paul Libby	STP 0113()	WACR Washington County Railroad Conn River Divi	25,000	0	0	25,000	22,500	2,500	0	2016
MONTPELIER	Paul Libby	WACR(6)	WACR Washington County Railroad Montpelier & Ba	25,000	0	0	25,000	0	25,000	0	2013
ST. JOHNSBURY	Paul Libby		WACR Washington County Railroad Conn River Divi	45,000	0	0	45,000	0	45,000	0	2019
STATEWIDE	Daniel Delabruere	BUILD		0	0	0	0	0	0	0	2020
Totals:				222,500	0	0	222,500	22,500	200,000	0	

RAIL CANDIDATES

Project Name	Route	Project Number	Project Manager	Phone No.	Project Description	Year Added
CAVENDISH	GMRC Green Mountain Railroad Bellows Falls	GMRC(12)	Kyle Wells	505-1707	REHABILITATION OF BR130	2010
CLARENDON	GMRC Green Mountain Railroad Bellows Falls	GMRC(13)	Kyle Wells	505-1707	REHABILITATION OF BR152	2010
CLARENDON	GREEN MTN RR CORP	GMRC(15)	Paul Libby	595-0720	REHABILITATION OF BR153	2010
CLARENDON	VTR Vermont Railway B&R	VTRY()	Paul Libby	595-0720	Rehab BR94 on VTR	2018

Tammy Ellis, Central Garage Superintendent

Phone - (802) 291-3333

E-mail - tammy.ellis@vermont.gov

Agency of Transportation

Central Garage

Fiscal Year 2021 Appropriation Summary by Major Object

DeptID: 8110000200

MAJOR OBJECT	FY19 Actuals	FY20 Appropriated	FY20 Estimated Expenditure	FY21 Request	FY22 Projected	FY23 Projected	FY24 Projected
Personal Services	4,742,856	4,530,648	4,530,648	4,612,051	4,727,352	4,845,536	4,966,674
Operating Expenses *	16,124,420	15,581,390	15,581,390	17,027,708	17,453,401	17,889,736	18,336,979
Total	20,867,276	20,112,038	20,112,038	21,639,759	22,180,753	22,735,272	23,303,654
Internal Service Fund	20,867,276	20,112,038	20,112,038	21,639,759	22,180,753	22,735,272	23,303,654
Total	20,867,276	20,112,038	20,112,038	21,639,759	22,180,753	22,735,272	23,303,654

* Includes \$ for purchase of equipment pursuant to 19 V.S.A. § 13.

**Brad McAvoy, Facilities Manager
Transportation Buildings**

Phone - (802) 249-1942

E-mail - brad.mcavoy@vermont.gov

Transportation Buildings

VTrans remains committed to constructing, maintaining, and upgrading the most energy-efficient, green buildings across the State, with features such as LED lighting and outdoor wood boilers fueled with wood that was cleared from the State of Vermont Right-of-Way to prevent falling hazards and improve lines-of-sight.

The Transportation Buildings Program is funded at approximately **\$657 Thousand in FY21**. Those funds will support engineering for upcoming projects: two regional mechanics garages; District 7 collocation; three replacement garages; Williston salt depot; two heating replacements; and installation of four emergency generators.

***3 Replacement Garages
In District 7***

***VTrans Operates 64
Garages Across The State***

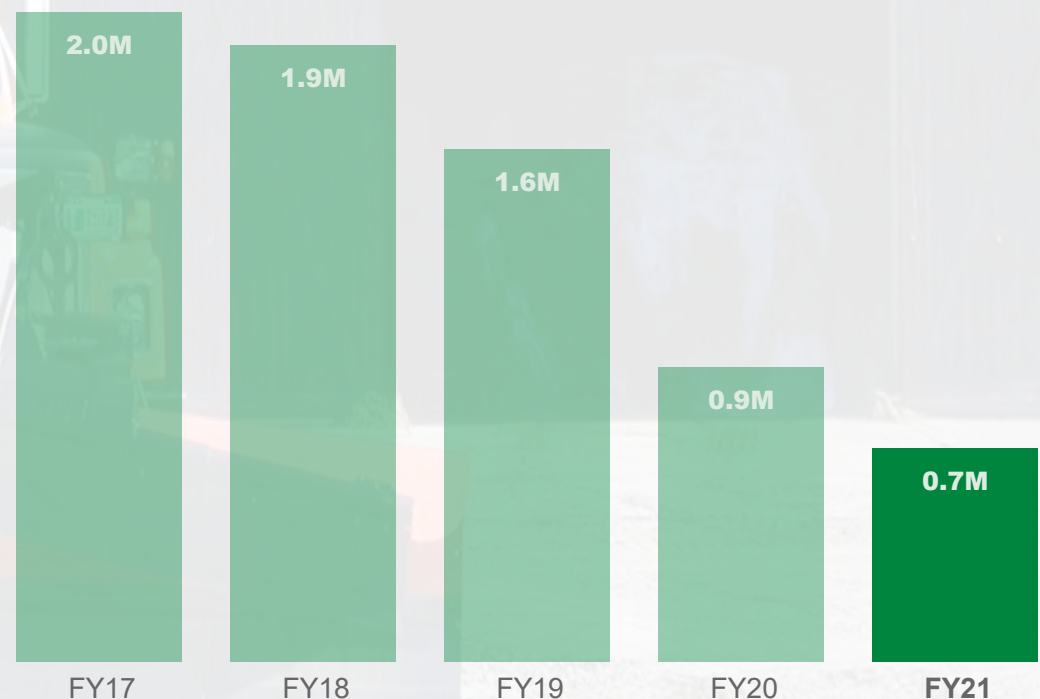
***2 Regional Mechanics Garage
Construction Projects***

**The Vermont Agency of Transportation is
maximizing facility use through collocation of
AOT enterprise-wide resources:**

**AOT Maintenance, Regional Construction,
Central Garage & DMV**



Spending by Fiscal Year (\$, Millions)





FY 2021 GOVERNOR'S RECOMMEND - TRANSPORTATION PROGRAM

[illegible]

TRANSPORTATION BUILDINGS

	Estimated Budget Year FY 2021	Projected FY 2022	Projected FY 2023	Projected FY 2024
PE	\$32,000	\$40,000	\$65,000	\$30,000
ROW	\$0	\$0	\$0	\$0
CONST	\$625,000	\$1,350,000	\$1,775,000	\$3,865,000
OTHER	\$0	\$0	\$0	\$0
TOTAL	\$657,000	\$1,390,000	\$1,840,000	\$3,895,000

Agency of Transportation Multiyear Transportation Program

PROJECT INFORMATION	PHASE AND FUNDING	ESTIMATED TOTAL COST	ACTUAL EXPENDED THRU FY 2019	ESTIMATED CURRENT YEAR FY 2020	ESTIMATED BUDGET YEAR FY 2021	PROJECTED FY 2022	PROJECTED FY 2023	PROJECTED FY 2024	ESTIMATED COST TO COMPLETE
TRANSPORTATION BUILDINGS	PE	25,000	0	0	25,000	0	0	0	0
LUNENBURG	ROW	0	0	0	0	0	0	0	0
	CONST	1,000,000	0	0	350,000	650,000	0	0	0
	OTHER	0	0	0	0	0	0	0	0
	TOTAL	1,025,000	0	0	375,000	650,000	0	0	0
Route:	Description: Design, permit, and construct new 5-bay garage.								
YearAdded: 2020 Project Manager: Bradley McAvoy 802-249-1942	Comments:								
TRANSPORTATION BUILDINGS	PE	25,000	12,510	0	0	0	0	0	12,490
ST. ALBANS CITY	ROW	0	0	0	0	0	0	0	0
TBLG073	CONST	2,000,000	0	0	0	25,000	0	0	1,975,000
	OTHER	0	0	0	0	0	0	0	0
	TOTAL	2,025,000	12,510	0	0	25,000	0	0	1,987,490
Route:	Description: Construction of a new 10-bay garage with office building.								
YearAdded: 2016 Project Manager: Bradley McAvoy 802-249-1942	Comments:								
TRANSPORTATION BUILDINGS	PE	8,000	0	2,000	2,000	0	0	0	4,000
STATEWIDE	ROW	0	0	0	0	0	0	0	0
TBLG065	CONST	220,000	55,703	0	75,000	75,000	75,000	75,000	0
	OTHER	0	0	0	0	0	0	0	0
	TOTAL	228,000	55,703	2,000	77,000	75,000	75,000	75,000	4,000
Route:	Description: Standby generators (10 per year).								
YearAdded: 2016 Project Manager: Bradley McAvoy 802-249-1942	Comments:								

Agency of Transportation Multiyear Transportation Program

PROJECT INFORMATION	PHASE AND FUNDING	ESTIMATED TOTAL COST	ACTUAL EXPENDED THRU FY 2019	ESTIMATED CURRENT YEAR FY 2020	ESTIMATED BUDGET YEAR FY 2021	PROJECTED FY 2022	PROJECTED FY 2023	PROJECTED FY 2024	ESTIMATED COST TO COMPLETE
TRANSPORTATION BUILDINGS STATEWIDE FUEL STORAGE TBLG032	PE	4,000	0	0	0	0	0	0	4,000
	ROW	0	0	0	0	0	0	0	0
	CONST	490,000	525,664	0	0	0	0	0	0
	OTHER	0	0	0	0	0	0	0	0
	TOTAL	494,000	525,664	0	0	0	0	0	4,000
Route: BUILDINGS	Description: DESIGN, PERMIT AND CONSTRUCT REPLACEMENT ABOVE-GROUND FUEL STORAGE TANKS (AST'S) AT MAINTENANCE FACILITIES AS EXISTING TANKS REACH MAXIMUM SERVICEABLE LIFE.								
YearAdded: 2015 Project Manager: Bradley McAvoy 802-249-1942	Comments:								
TRANSPORTATION BUILDINGS STATEWIDE HEATING TBLG054	PE	25,000	79,429	5,000	5,000	5,000	5,000	0	0
	ROW	0	0	0	0	0	0	0	0
	CONST	1,500,000	1,309,863	0	200,000	200,000	200,000	0	0
	OTHER	0	0	0	0	0	0	0	0
	TOTAL	1,525,000	1,389,292	5,000	205,000	205,000	205,000	0	0
Route: BUILDINGS	Description: REPLACE AGING, FAILING AND INEFFICIENT HEATING SYSTEMS.								
YearAdded: 2015 Project Manager: Bradley McAvoy 802-249-1942	Comments:								
TRANSPORTATION BUILDINGS STATEWIDE LIQUID SALT TBLG040	PE	15,000	13,422	0	0	0	0	0	1,578
	ROW	0	0	0	0	0	0	0	0
	CONST	2,000,000	1,316,020	0	0	100,000	100,000	0	483,980
	OTHER	0	0	0	0	0	0	0	0
	TOTAL	2,015,000	1,329,442	0	0	100,000	100,000	0	485,558
Route: BUILDINGS	Description: Repair and/or Replacement of Brine Making Systems.								
YearAdded: 2015 Project Manager: Bradley McAvoy 802-249-1942	Comments:								

Agency of Transportation Multiyear Transportation Program

PROJECT INFORMATION	PHASE AND FUNDING	ESTIMATED TOTAL COST	ACTUAL EXPENDED THRU FY 2019	ESTIMATED CURRENT YEAR FY 2020	ESTIMATED BUDGET YEAR FY 2021	PROJECTED FY 2022	PROJECTED FY 2023	PROJECTED FY 2024	ESTIMATED COST TO COMPLETE
TRANSPORTATION BUILDINGS	PE	30,000	0	0	0	0	0	30,000	0
SW Regional Mechanics Facility	ROW	0	0	0	0	0	0	0	0
	CONST	1,890,000	0	0	0	0	0	1,800,000	90,000
	OTHER	0	0	0	0	0	0	0	0
	TOTAL	1,920,000	0	0	0	0	0	1,830,000	90,000
Route:	Description: Construction of 10-bay regional mechanics facility.								
YearAdded: 2020 Project Manager: Bradley McAvoy 802-249-1942	Comments:								
TRANSPORTATION BUILDINGS	PE	10,000	0	0	0	0	0	0	10,000
THETFORD	ROW	0	0	0	0	0	0	0	0
TBLG057	CONST	1,100,000	0	0	0	0	0	0	1,100,000
	OTHER	0	0	0	0	0	0	0	0
	TOTAL	1,110,000	0	0	0	0	0	0	1,110,000
Route: BUILDINGS	Description: Design, permit, and construct a new 5-bay garage.								
YearAdded: 2010 Project Manager: Bradley McAvoy 802-249-1942	Comments:								
TRANSPORTATION BUILDINGS	PE	5,000	0	0	0	0	0	0	5,000
WILLISTON	ROW	0	0	0	0	0	0	0	0
	CONST	300,000	0	0	0	300,000	0	0	0
	OTHER	0	0	0	0	0	0	0	0
	TOTAL	305,000	0	0	0	300,000	0	0	5,000
Route:	Description: Construction of a salt depot, 40' x 80' shed, with heated loader bay, with bathroom.								
YearAdded: 2019 Project Manager: Bradley McAvoy 802-249-1942	Comments:								

Transportation Buildings - CAPITAL PROGRAM

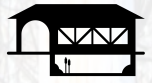
SFY 2021 D&E

Project Name	Manager	Project Number	Route	PE	ROW	Const	Total	Federal	State	Local	Year Added
BLOOMFIELD	Bradley McAvoy			0	0	0	0	0	0	0	2016
NW REGIONAL MECHANICS FACILITY	Bradley McAvoy			0	0	0	0	0	0	0	2016
SPRINGFIELD	Bradley McAvoy			0	0	0	0	0	0	0	2016
Totals:				0	0	0	0	0	0	0	

**Kristin Higgins, Program Manager
Structures
Town Highway Bridges**

Phone - (802) 498-3398

E-mail - kristin.higgins@vermont.gov



Town Highway Bridge Program

The proposed budget provides funding for the inspection, design, and construction of town highway bridges. VTrans continues to focus its efforts on the preservation and enhancement of 1,652 town highway bridges, and continues to achieve steady progress towards improving their overall condition.

The Town Highway Bridge Program is funded at approximately **\$11.07 million in FY21**, accounting for 30 PE & ROW projects and 9 construction projects across the State.

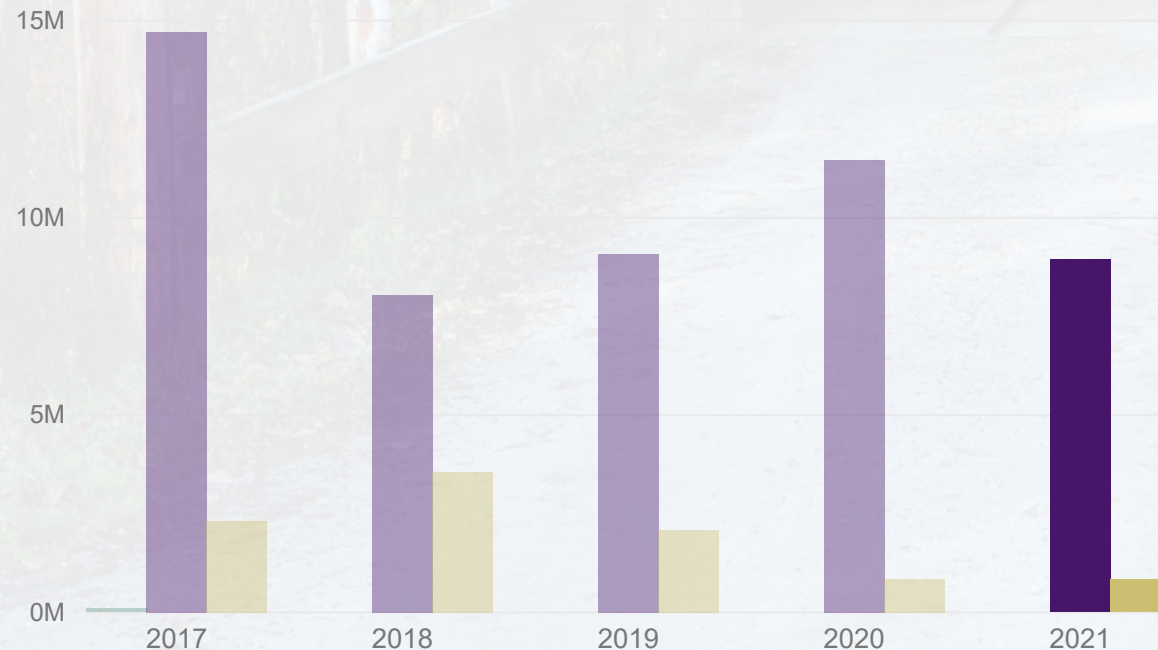
17 Town Hwy Bridge Construction Projects

2 Town Hwy Bridge Deck Replacement Projects

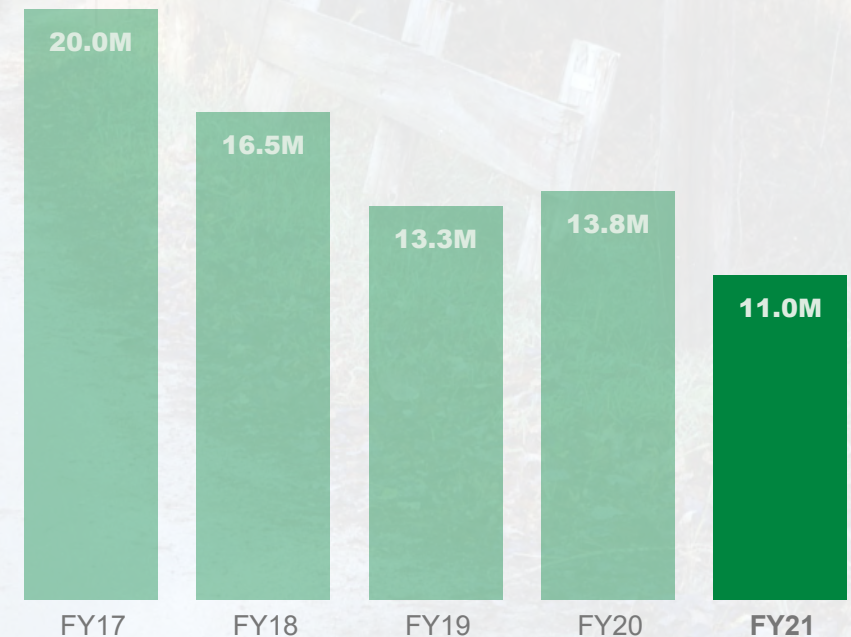
2 Town Hwy Bridge Rehabilitation Projects

Spending by Work Type & Year (\$, Millions)

Work Type ● Preventive Maintenance ● Reconstruction ● Rehabilitation



Spending by Fiscal Year (\$, Millions)





Town Highway Bridges FY 2021 GOVERNOR'S RECOMMEND - TRANSPORTATION PROGRAM											
PROJECT	DESCRIPTION	OTHER	PE	ROW	CONST	TOTAL	T FUND	TIB/TIB Bond	FEDERAL	LOCAL	TOTAL
ANDOVER BF 0132 (14)	Replace BR9 on FAS 0132		\$42,564	\$25,000		\$67,564	\$10,135	\$0	\$54,051	\$3,378	\$67,564
BENNINGTON BF 1000(20)	REPLACE BR6 ON VT9		\$100,000	\$15,000		\$115,000	\$11,500	\$0	\$92,000	\$11,500	\$115,000
BRADFORD BO 1447 (33)	Replace deck BR22 on TH27						\$0	\$0	\$0	\$0	
BRATTLEBORO BF 2000(28)	SCOPING FOR BR54 ON VT9		\$25,000			\$25,000	\$2,500	\$0	\$20,000	\$2,500	\$25,000
BRATTLEBORO-HINSDALE, NH BF A004(152)	Replace Conn. River bridge	\$750,000		\$2,875,973	\$1,000,000	\$4,625,973	\$0	\$925,195	\$3,700,778	\$0	\$4,625,973
BURKE BO 1447(31)	REPLACE BR35 ON TH31		\$55,000	\$15,000	\$330,000	\$400,000	\$60,000	\$0	\$320,000	\$20,000	\$400,000
CAVENDISH BO 1442 (38)	REPLACE BR58 ON TH1						\$0	\$0	\$0	\$0	
CHESTER BO 1442 (39)	Replace BR62 & BR72		\$75,000	\$50,000		\$125,000	\$12,500	\$0	\$100,000	\$12,500	\$125,000
CLARENDON BO 1443(55)	Scope to evaluate alts.		\$80,000			\$80,000	\$8,000	\$0	\$64,000	\$8,000	\$80,000
CORNISH-WINDSOR BF A003(035)	Covered Bridge scour		\$10,661		\$350,000	\$360,661	\$72,132	\$0	\$288,529	\$0	\$360,661
DERBY FLAP(1)	Replace failing culverts				\$200,000	\$200,000	\$0	\$0	\$162,160	\$37,840	\$200,000
EDEN BO 1448(44)	Replace BR23 on TH13				\$697,994	\$697,994	\$104,699	\$0	\$558,395	\$34,900	\$697,994
ENOSBURGH BO 1448(45)	Scope to evaluate alts.		\$60,000			\$60,000	\$6,000	\$0	\$48,000	\$6,000	\$60,000
GRAFTON BF 0125(6)	Replace BR20 on FAS 0125		\$100,000	\$20,000		\$120,000	\$12,000	\$0	\$96,000	\$12,000	\$120,000
HARTFORD BO 1444 (60)	Replace BR7 on TH6		\$375,000	\$20,000		\$395,000	\$59,250	\$0	\$316,000	\$19,750	\$395,000
HARTFORD-LEBANON, NH BHF A000(858)	INSTALL TEMPORARY US4 BRIDGE						\$0	\$0	\$0	\$0	
HARTFORD-LEBANON, NH BRF A000(627)	REPLACE BRIDGE 058/127						\$0	\$0	\$0	\$0	
HUNTINGTON BO 1445(38)	Replace BR32 on TH22		\$75,000	\$50,000		\$125,000	\$12,500	\$0	\$100,000	\$12,500	\$125,000
JAMAICA BO 1442(42)	Scope to evaluate alts.		\$40,000			\$40,000	\$4,000	\$0	\$32,000	\$4,000	\$40,000
LEICESTER BO 1445 (37)	REPLACE BR4 ON TH12		\$106,603		\$322,250	\$428,853	\$64,328	\$0	\$343,082	\$21,443	\$428,853
LUDLOW VILLAGE BO 1443(52)	SCOPING FOR BR57 ON TH324		\$75,000			\$75,000	\$7,500	\$0	\$60,000	\$7,500	\$75,000

Town Highway Bridges FY 2021 GOVERNOR'S RECOMMEND - TRANSPORTATION PROGRAM											
PROJECT	DESCRIPTION	OTHER	PE	ROW	CONST	TOTAL	T FUND	TIB/TIB Bond	FEDERAL	LOCAL	TOTAL
LUDLOW VILLAGE NH DECK(49)	Replace deck on BR26		\$65,000			\$65,000	\$9,750	\$0	\$52,000	\$3,250	\$65,000
MONTPELIER BO 1446(36)	REPLACE BR13 ON CUMMINGS						\$0	\$0	\$0	\$0	
MONTPELIER NH DECK(48)	Replace deck on BR64		\$65,000	\$50,000		\$115,000	\$20,125	\$0	\$92,000	\$2,875	\$115,000
NEWBURY BO 1447 (32)	Rehab BR15 on TH3		\$85,000	\$5,000	\$120,000	\$210,000	\$36,750	\$0	\$168,000	\$5,250	\$210,000
NEWFANE BF 0106(6)	REPLACE BR12 ON FAS 0106		\$59,639	\$2,407	\$400,000	\$462,046	\$69,307	\$0	\$369,637	\$23,102	\$462,046
NORTHFIELD BF 0241(58)	Scope to evaluate alts.		\$155,000			\$155,000	\$15,500	\$0	\$124,000	\$15,500	\$155,000
ORLEANS VILLAGE BF 0310(7)	REPLACE BR10 ON VT58				\$741,748	\$741,748	\$0	\$111,262	\$593,399	\$37,087	\$741,748
POULTNEY BO 1443 (53)	Replace BR7 on TH6		\$75,000	\$5,000		\$80,000	\$8,000	\$0	\$64,000	\$8,000	\$80,000
ROCKINGHAM (BELLOWS FALLS) BO 1442(41)	Replace BR53 on TH448		\$250,000	\$10,000		\$260,000	\$39,000	\$0	\$208,000	\$13,000	\$260,000
SALISBURY-CORNWALL BO 1445 (39)	Scoping for BR8 on TH1		\$130,000			\$130,000	\$13,000	\$0	\$104,000	\$13,000	\$130,000
STATEWIDE	THB projects to be identified		\$150,000			\$150,000	\$15,000	\$0	\$120,000	\$15,000	\$150,000
STATEWIDE BRO NBIS()	OFF-SYSTEM BRIDGE INSPECTION	\$350,000				\$350,000	\$70,000	\$0	\$280,000	\$0	\$350,000
STOCKBRIDGE BO 1444(61)	Scope to evaluate alts.		\$35,000			\$35,000	\$3,500	\$0	\$28,000	\$3,500	\$35,000
STOWE BO 1446(37)	REPLACE BR51 ON TH43		\$73,512	\$25,000		\$98,512	\$9,851	\$0	\$78,810	\$9,851	\$98,512
STOWE BO 1446(39)	SCOPING FOR BR48 ON TH43		\$125,000			\$125,000	\$12,500	\$0	\$100,000	\$12,500	\$125,000
WALPOLE, NH-ROCKINGHAM, VT BF A004(799)	Rehab Conn River bridge		\$25,000			\$25,000	\$5,000	\$0	\$20,000	\$0	\$25,000
WATERBURY BO 1446(40)	SCOPING FOR BR36 ON TH2		\$35,000			\$35,000	\$7,500	\$0	\$24,000	\$3,500	\$35,000
WESTMINSTER BF 0126(13)	Rehab BR5 on FAS 0126		\$60,000			\$60,000	\$6,000	\$0	\$48,000	\$6,000	\$60,000
WOLCOTT BO 1446 (38)	Scope to evaluate alts.		\$35,000			\$35,000	\$3,500	\$0	\$28,000	\$3,500	\$35,000
TOTAL Town Highway Bridges		\$1,100,000	\$2,642,979	\$3,168,380	\$4,161,992	\$11,073,351	\$791,327	\$1,036,457	\$8,856,841	\$388,726	\$11,073,351
Total APPROPRIATION							\$791,327	\$1,036,457	\$8,856,841	\$388,726	\$11,073,351

TOWN HIGHWAY BRIDGES

	Estimated Budget Year FY 2021	Projected FY 2022	Projected FY 2023	Projected FY 2024
PE	\$2,642,979	\$2,524,000	\$1,385,000	\$676,160
ROW	\$3,168,380	\$140,000	\$5,000	\$0
CONST	\$4,161,992	\$12,946,310	\$14,865,300	\$26,753,400
OTHER	\$1,100,000	\$1,100,000	\$850,000	\$350,000
TOTAL	\$11,073,351	\$16,710,310	\$17,105,300	\$27,779,560

Agency of Transportation Multiyear Transportation Program

PROJECT INFORMATION	PHASE AND FUNDING	ESTIMATED TOTAL COST	ACTUAL EXPENDED THRU FY 2019	ESTIMATED CURRENT YEAR FY 2020	ESTIMATED BUDGET YEAR FY 2021	PROJECTED FY 2022	PROJECTED FY 2023	PROJECTED FY 2024	ESTIMATED COST TO COMPLETE
TOWN HIGHWAY BRIDGES	PE	294,486	107,923	70,000	42,564	50,000	24,000	0	0
ANDOVER	ROW	25,000	0	0	25,000	0	0	0	0
BF 0132(14)	CONST	1,722,000	0	0	0	0	400,000	1,322,000	0
	OTHER	0	0	0	0	0	0	0	0
	TOTAL	2,041,486	107,923	70,000	67,564	50,000	424,000	1,322,000	0
Route: Maj-0132	Description: Replace Bridge No. 9 on FAS-0132 in Andover over the Trout Brook.								
YearAdded: 2018 Project Manager: Carolyn Cota 802-917-4891	Comments:								
TOWN HIGHWAY BRIDGES	PE	33,653	33,653	0	0	0	0	0	0
BRADFORD	ROW	0	0	0	0	0	0	0	0
BO 1447(33)	CONST	354,714	306	354,408	0	0	0	0	0
	OTHER	0	0	0	0	0	0	0	0
	TOTAL	388,367	33,959	354,408	0	0	0	0	0
Route: C3027	Description: Deck replacement on bridge no. 22 (pony truss) over Waits River on TH-27 (Creamery Road) in Bradford.								
YearAdded: 2020 Project Manager: James McCarthy 802-505-1451	Comments:								
TOWN HIGHWAY BRIDGES	PE	1,020,000	554,537	465,463	0	0	0	0	0
BRATTLEBORO-HINSDALE, NH	ROW	6,000,000	124,027	1,000,000	2,875,973	0	0	0	2,000,000
BF A004(152)	CONST	8,250,000	0	0	1,000,000	5,000,000	1,050,000	1,200,000	0
	OTHER	2,000,000	0	0	750,000	750,000	500,000	0	0
	TOTAL	17,270,000	678,564	1,465,463	4,625,973	5,750,000	1,550,000	1,200,000	2,000,000
Route: NH Bridge	Description: THIS PROJECT REPRESENTS VERMONT'S SHARE OF THE VERMONT-NEW HAMPSHIRE PROJECT. NEW HAMPSHIRE IS LEAD.								
YearAdded: 2018 Project Manager: Jonathan Griffin 802-595-0054	Comments:								

Agency of Transportation Multiyear Transportation Program

PROJECT INFORMATION	PHASE AND FUNDING	ESTIMATED TOTAL COST	ACTUAL EXPENDED THRU FY 2019	ESTIMATED CURRENT YEAR FY 2020	ESTIMATED BUDGET YEAR FY 2021	PROJECTED FY 2022	PROJECTED FY 2023	PROJECTED FY 2024	ESTIMATED COST TO COMPLETE
TOWN HIGHWAY BRIDGES	PE	205,538	72,788	77,750	55,000	0	0	0	0
BURKE	ROW	25,000	0	10,000	15,000	0	0	0	0
BO 1447(31)	CONST	1,230,000	0	0	330,000	900,000	0	0	0
	OTHER	0	0	0	0	0	0	0	0
	TOTAL	1,460,538	72,788	87,750	400,000	900,000	0	0	0
Route: C3031	Description: REPLACE BRIDGE NO. 35 ON TH31 IN BURKE, OVER THE WEST BRANCH OF THE PASSUMPSIC RIVER.								
YearAdded: 2014 Project Manager: Carolyn Cota 802-917-4891	Comments:								
TOWN HIGHWAY BRIDGES	PE	382,994	382,994	0	0	0	0	0	0
CAVENDISH	ROW	52,000	51,884	116	0	0	0	0	0
BO 1442(38)	CONST	1,898,152	359,317	1,538,835	0	0	0	0	0
	OTHER	462,275	390,398	71,877	0	0	0	0	0
	TOTAL	2,795,421	1,184,593	1,610,828	0	0	0	0	0
Route: C2001	Description: REPLACEMENT OF BRIDGE NO. 58 ON TH1 IN CAVENDISH, OVER THE BLACK RIVER.								
YearAdded: 2011 Project Manager: Robert Young 802-595-2358	Comments:								
TOWN HIGHWAY BRIDGES	PE	175,000	139,339	25,000	10,661	0	0	0	0
CORNISH-WINDSOR	ROW	20,000	0	20,000	0	0	0	0	0
BF A003(035)	CONST	439,560	0	0	350,000	89,560	0	0	0
	OTHER	0	0	0	0	0	0	0	0
	TOTAL	634,560	139,339	45,000	360,661	89,560	0	0	0
Route: CORNISH-WINDSOR COVERED BRIDGE	Description: PROVIDE SCOUR PROTECTION FOR THE CORNISH, NH-WINDSOR, VT COVERED BRIDGE OVER CONNECTICUT RIVER								
YearAdded: 2017 Project Manager: Jonathan Griffin 802-595-0054	Comments:								

Agency of Transportation Multiyear Transportation Program

PROJECT INFORMATION	PHASE AND FUNDING	ESTIMATED TOTAL COST	ACTUAL EXPENDED THRU FY 2019	ESTIMATED CURRENT YEAR FY 2020	ESTIMATED BUDGET YEAR FY 2021	PROJECTED FY 2022	PROJECTED FY 2023	PROJECTED FY 2024	ESTIMATED COST TO COMPLETE
TOWN HIGHWAY BRIDGES	PE	40,000	10,273	29,727	0	0	0	0	0
DERBY	ROW	0	0	0	0	0	0	0	0
FLAP(1)	CONST	738,000	0	350,000	200,000	188,000	0	0	0
	OTHER	0	0	0	0	0	0	0	0
	TOTAL	778,000	10,273	379,727	200,000	188,000	0	0	0
Route: Johns River Crossing	Description: Replacement of failing culverts at Halls Creek Crossing & Johns River Crossing. Funding will come from Eastern Federal Lands Access Program (EFLAP), while stewardship and oversight will be provided by VTrans MAB.								
YearAdded: 2018 Project Manager: Thad Robertson 802-793-2395	Comments:								
TOWN HIGHWAY BRIDGES	PE	168,334	116,309	52,025	0	0	0	0	0
EDEN	ROW	25,000	0	25,000	0	0	0	0	0
BO 1448(44)	CONST	797,994	0	100,000	697,994	0	0	0	0
	OTHER	0	0	0	0	0	0	0	0
	TOTAL	991,328	116,309	177,025	697,994	0	0	0	0
Route: C3013	Description: Replace Bridge No. 23 on TH-13 in Eden over the White Branch Gihon River.								
YearAdded: 2018 Project Manager: Robert Young 802-595-2358	Comments:								
TOWN HIGHWAY BRIDGES	PE	404,874	54,676	85,198	100,000	124,000	41,000	0	0
GRAFTON	ROW	40,000	0	0	20,000	20,000	0	0	0
BF 0125(6)	CONST	3,600,000	0	0	0	0	800,000	2,800,000	0
	OTHER	0	0	0	0	0	0	0	0
	TOTAL	4,044,874	54,676	85,198	120,000	144,000	841,000	2,800,000	0
Route: Maj-0125	Description: Replacement of Bridge No. 20 on FAS-0125 in Grafton over the Saxtons River.								
YearAdded: 2018 Project Manager: Todd Sumner 802-917-2755	Comments:								

Agency of Transportation Multiyear Transportation Program

PROJECT INFORMATION	PHASE AND FUNDING	ESTIMATED TOTAL COST	ACTUAL EXPENDED THRU FY 2019	ESTIMATED CURRENT YEAR FY 2020	ESTIMATED BUDGET YEAR FY 2021	PROJECTED FY 2022	PROJECTED FY 2023	PROJECTED FY 2024	ESTIMATED COST TO COMPLETE
TOWN HIGHWAY BRIDGES	PE	1,200,000	53,531	266,469	375,000	385,000	70,000	0	50,000
HARTFORD	ROW	60,000	0	5,000	20,000	35,000	0	0	0
BO 1444(60)	CONST	13,685,000	0	0	0	1,200,000	5,040,000	7,445,000	0
	OTHER	0	0	0	0	0	0	0	0
	TOTAL	14,945,000	53,531	271,469	395,000	1,620,000	5,110,000	7,445,000	50,000
Route: C2006	Description: Replacement of Bridge 7 on TH-6...with a new alignment.								
YearAdded: 2018 Project Manager: Wendy Pelletier 802-595-4404	Comments:								
TOWN HIGHWAY BRIDGES	PE	0	0	0	0	0	0	0	0
HARTFORD-LEBANON, NH	ROW	153,500	153,500	0	0	0	0	0	0
BHF A000(858)	CONST	344,858	344,858	0	0	0	0	0	0
	OTHER	0	0	0	0	0	0	0	0
	TOTAL	498,358	498,358	0	0	0	0	0	0
Route: US-4	Description: INSTALLATION OF A TEMPORARY BRIDGE ON US4 OVER THE CONNECTICUT RIVER, BETWEEN HARTFORD (WHITE RIVER JCT.) AND LEBANON, NH.								
YearAdded: 2012 Project Manager: Jonathan Griffin 802-595-0054	Comments:								
TOWN HIGHWAY BRIDGES	PE	168,879	168,878	0	0	0	0	0	0
HARTFORD-LEBANON, NH	ROW	428,973	428,973	0	0	0	0	0	0
BRF A000(627)	CONST	1,943,398	1,943,398	0	0	0	0	0	0
	OTHER	0	0	0	0	0	0	0	0
	TOTAL	2,541,250	2,541,249	0	0	0	0	0	0
Route: US-4	Description: REPLACEMENT OF THE EXISTING 3-SPAN TRUSS BRIDGE ON US4, SPANNING THE CONNECTICUT RIVER BETWEEN HARTFORD, VT AND LEBANON, NH.								
YearAdded: 2009 Project Manager: Jonathan Griffin 802-595-0054	Comments:								

Agency of Transportation Multiyear Transportation Program

PROJECT INFORMATION	PHASE AND FUNDING	ESTIMATED TOTAL COST	ACTUAL EXPENDED THRU FY 2019	ESTIMATED CURRENT YEAR FY 2020	ESTIMATED BUDGET YEAR FY 2021	PROJECTED FY 2022	PROJECTED FY 2023	PROJECTED FY 2024	ESTIMATED COST TO COMPLETE
TOWN HIGHWAY BRIDGES	PE	233,593	43,593	75,000	75,000	40,000	0	0	0
HUNTINGTON	ROW	50,000	0	0	50,000	0	0	0	0
BO 1445(38)	CONST	1,495,300	0	0	0	300,000	1,195,300	0	0
	OTHER	0	0	0	0	0	0	0	0
	TOTAL	1,778,893	43,593	75,000	125,000	340,000	1,195,300	0	0
Route: C3022	Description: Replacement of BR32 on TH22 over Brush Brook, with related approach and channel work.								
YearAdded: 2014 Project Manager: Robert Young 802-595-2358	Comments:								
TOWN HIGHWAY BRIDGES	PE	304,459	122,857	75,000	106,603	0	0	0	0
LEICESTER	ROW	25,000	0	25,000	0	0	0	0	0
BO 1445(37)	CONST	1,000,000	0	0	322,250	677,750	0	0	0
	OTHER	0	0	0	0	0	0	0	0
	TOTAL	1,329,459	122,857	100,000	428,853	677,750	0	0	0
Route: C3012	Description: REPLACE BRIDGE NO. 4 ON TH12 IN LEICESTER, OVER THE LEICESTER RIVER.								
YearAdded: 2014 Project Manager: Carolyn Cota 802-917-4891	Comments:								
TOWN HIGHWAY BRIDGES	PE	142,000	29,046	32,954	65,000	15,000	0	0	0
LUDLOW VILLAGE	ROW	0	0	0	0	0	0	0	0
NH DECK(49)	CONST	1,150,000	0	0	0	200,000	950,000	0	0
	OTHER	0	0	0	0	0	0	0	0
	TOTAL	1,292,000	29,046	32,954	65,000	215,000	950,000	0	0
Route: VT-103	Description: DECK REPLACEMENT OF BRIDGE NO. 26 OVER JEWELL BROOK ON VT-103 IN LUDLOW VILLAGE.								
YearAdded: 2019 Project Manager: Gary Sweeny 802-917-8554	Comments:								

Agency of Transportation Multiyear Transportation Program

PROJECT INFORMATION	PHASE AND FUNDING	ESTIMATED TOTAL COST	ACTUAL EXPENDED THRU FY 2019	ESTIMATED CURRENT YEAR FY 2020	ESTIMATED BUDGET YEAR FY 2021	PROJECTED FY 2022	PROJECTED FY 2023	PROJECTED FY 2024	ESTIMATED COST TO COMPLETE
TOWN HIGHWAY BRIDGES	PE	321,538	321,538	0	0	0	0	0	0
MONTPELIER	ROW	48,000	45,941	2,059	0	0	0	0	0
BO 1446(36)	CONST	1,396,817	596,678	800,139	0	0	0	0	0
	OTHER	0	0	0	0	0	0	0	0
	TOTAL	1,766,355	964,157	802,197	0	0	0	0	0
Route: C30CU	Description: REPLACEMENT OF BR13 ON CUMMINGS ST. IN MONTPELIER, OVER THE NORTH BRANCH OF THE WINOOSKI RIVER.								
YearAdded: 2014 Project Manager: Carolyn Cota 802-917-4891	Comments:								
TOWN HIGHWAY BRIDGES	PE	145,000	26,063	38,937	65,000	15,000	0	0	0
MONTPELIER	ROW	50,000	0	0	50,000	0	0	0	0
NH DECK(48)	CONST	1,560,000	0	0	0	500,000	1,060,000	0	0
	OTHER	0	0	0	0	0	0	0	0
	TOTAL	1,755,000	26,063	38,937	115,000	515,000	1,060,000	0	0
Route: US-2	Description: DECK REPLACEMENT OF BRIDGE NO. 64 OVER WINOOSKI RIVER ON US-2 IN MONTPELIER (50-50 SHARED OWNERSHIP BETWEEN MONTPELIER AND STATE OF VERMONT).								
YearAdded: 2019 Project Manager: James McCarthy 802-505-1451	Comments:								
TOWN HIGHWAY BRIDGES	PE	282,745	29,421	168,324	85,000	0	0	0	0
NEWBURY	ROW	5,000	0	0	5,000	0	0	0	0
BO 1447(32)	CONST	1,272,000	0	0	120,000	840,000	0	0	312,000
	OTHER	0	0	0	0	0	0	0	0
	TOTAL	1,559,745	29,421	168,324	210,000	840,000	0	0	312,000
Route: Min-0700	Description: Rehabilitation of Bridge No. 15 on TH-3 in Newbury over the Wells River, including replacement of the existing deck and steel beams and minor concrete substructure repair, and approach work.								
YearAdded: 2018 Project Manager: Todd Sumner 802-917-2755	Comments:								

Agency of Transportation Multiyear Transportation Program

PROJECT INFORMATION	PHASE AND FUNDING	ESTIMATED TOTAL COST	ACTUAL EXPENDED THRU FY 2019	ESTIMATED CURRENT YEAR FY 2020	ESTIMATED BUDGET YEAR FY 2021	PROJECTED FY 2022	PROJECTED FY 2023	PROJECTED FY 2024	ESTIMATED COST TO COMPLETE
TOWN HIGHWAY BRIDGES	PE	351,666	171,820	120,207	59,639	0	0	0	0
NEWFANE	ROW	45,000	4,593	38,000	2,407	0	0	0	0
BF 0106(6)	CONST	2,520,000	0	0	400,000	2,120,000	0	0	0
	OTHER	0	0	0	0	0	0	0	0
	TOTAL	2,916,666	176,413	158,207	462,046	2,120,000	0	0	0
Route: Maj-0106	Description: REPLACEMENT OF BRIDGE NO. 12 ON FAS 0106 IN NEWFANE, OVER THE ROCK RIVER.								
YearAdded: 2015 Project Manager: Carolyn Cota 802-917-4891	Comments:								
TOWN HIGHWAY BRIDGES	PE	428,830	428,830	0	0	0	0	0	0
ORLEANS VILLAGE	ROW	12,700	12,466	234	0	0	0	0	0
BF 0310(7)	CONST	3,387,320	447,572	2,198,000	741,748	0	0	0	0
	OTHER	0	0	0	0	0	0	0	0
	TOTAL	3,828,850	888,869	2,198,234	741,748	0	0	0	0
Route: VT-58	Description: REPLACE BR10 ON VT58 (BARTON ST.) IN ORLEANS VILLAGE, OVER THE BARTON RIVER.								
YearAdded: 2013 Project Manager: Carolyn Cota 802-917-4891	Comments:								
TOWN HIGHWAY BRIDGES	PE	886,000	57,929	88,071	250,000	390,000	100,000	0	0
ROCKINGHAM (BELLOWS FALLS)	ROW	25,000	0	0	10,000	10,000	5,000	0	0
BO 1442(41)	CONST	3,120,000	0	0	0	0	600,000	2,520,000	0
	OTHER	0	0	0	0	0	0	0	0
	TOTAL	4,031,000	57,929	88,071	260,000	400,000	705,000	2,520,000	0
Route: C3448	Description: Replacement of Bridge No. 53 on TH-448 in Rockingham (Bel lows Falls) over the Power Dam Canal.								
YearAdded: 2018 Project Manager: Todd Sumner 802-917-2755	Comments:								

Agency of Transportation Multiyear Transportation Program

PROJECT INFORMATION	PHASE AND FUNDING	ESTIMATED TOTAL COST	ACTUAL EXPENDED THRU FY 2019	ESTIMATED CURRENT YEAR FY 2020	ESTIMATED BUDGET YEAR FY 2021	PROJECTED FY 2022	PROJECTED FY 2023	PROJECTED FY 2024	ESTIMATED COST TO COMPLETE
TOWN HIGHWAY BRIDGES	PE	5,083,202	0	642,042	1,195,000	1,420,000	1,150,000	676,160	0
STATEWIDE	ROW	125,000	0	5,000	70,000	50,000	0	0	0
	CONST	12,156,400	0	0	0	0	2,150,000	10,006,400	0
	OTHER	0	0	0	0	0	0	0	0
	TOTAL	17,364,602	0	647,042	1,265,000	1,470,000	3,300,000	10,682,560	0
Route: TOWN HWY. BRIDGES	Description: PROJECT IS FOR THE AGENCY'S ESTIMATED EXPENDITURES ON TRANSPORTATION - TOWN HIGHWAY BRIDGE PROJECTS THAT ARE CURRENTLY UNDER DEVELOPMENT, EVALUATION AND SCOPING.								
YearAdded: Prior to 2006 Project Manager: Pamela Thurber 802-595-2270	Comments:								
TOWN HIGHWAY BRIDGES	PE	0	0	0	0	0	0	0	0
STATEWIDE	ROW	0	0	0	0	0	0	0	0
BRO NBIS()	CONST	0	0	0	0	0	0	0	0
	OTHER	1,400,000	0	0	350,000	350,000	350,000	350,000	0
	TOTAL	1,400,000	0	0	350,000	350,000	350,000	350,000	0
Route:	Description: INVENTORY, INSPECTION AND CLASSIFICATION OF BRIDGES OFF THE FEDERAL-AID SYSTEM								
YearAdded: Prior to 2006 Project Manager: Pamela Thurber 802-595-2270	Comments:								
TOWN HIGHWAY BRIDGES	PE	282,231	86,787	66,932	73,512	55,000	0	0	0
STOWE	ROW	50,000	0	0	25,000	25,000	0	0	0
BO 1446(37)	CONST	1,610,000	0	0	0	0	150,000	1,460,000	0
	OTHER	0	0	0	0	0	0	0	0
	TOTAL	1,942,231	86,787	66,932	98,512	80,000	150,000	1,460,000	0
Route: C3043	Description: REPLACE BRIDGE NO. 51 ON TH43 IN STOWE, OVER MILLER BROOK.								
YearAdded: 2014 Project Manager: Carolyn Cota 802-917-4891	Comments:								

Agency of Transportation Multiyear Transportation Program

PROJECT INFORMATION	PHASE AND FUNDING	ESTIMATED TOTAL COST	ACTUAL EXPENDED THRU FY 2019	ESTIMATED CURRENT YEAR FY 2020	ESTIMATED BUDGET YEAR FY 2021	PROJECTED FY 2022	PROJECTED FY 2023	PROJECTED FY 2024	ESTIMATED COST TO COMPLETE
TOWN HIGHWAY BRIDGES	PE	75,000	0	50,000	25,000	0	0	0	0
WALPOLE, NH-ROCKINGHAM, VT	ROW	0	0	0	0	0	0	0	0
BF A004(799)	CONST	481,000	0	0	0	481,000	0	0	0
	OTHER	0	0	0	0	0	0	0	0
	TOTAL	556,000	0	50,000	25,000	481,000	0	0	0
Route:	Description: DESIGN AND CONSTRUCTION OF A PROJECT TO REHABILITATE THE DECK SURFACE AND PLACE THE EXPANSION JOINT OF THE EXISTING BRIDGE CARRYING CHURCH STREET OVER THE CONNECTICUT RIVER (NH BR. NO. 058/043 AND CONNECTICUT RIVER BR. NO. 6) BETWEEN THE TOWN OF WALPOLE, NH AND THE TOWN OF ROCKINGHAM, VT. *ESTIMATES REFLECT VERMONT SHARE ONLY								
YearAdded: 2021 Project Manager: Jonathan Griffin 802-595-0054	Comments:								
TOWN HIGHWAY BRIDGES	PE	202,000	48,071	63,929	60,000	30,000	0	0	0
WESTMINSTER	ROW	0	0	0	0	0	0	0	0
BF 0126(13)	CONST	1,920,000	0	0	0	450,000	1,470,000	0	0
	OTHER	0	0	0	0	0	0	0	0
	TOTAL	2,122,000	48,071	63,929	60,000	480,000	1,470,000	0	0
Route:	Description: REHABILITATION OF THE EXISTING BRIDGE NO. 5 ON FAS 0126 IN WESTMINSTER, OVER THE SAXTONS RIVER.								
Maj-0126									
YearAdded: 2014 Project Manager: James McCarthy 802-505-1451	Comments:								

Town Highway Bridges - CAPITAL PROGRAM

SFY 2021 D&E

Project Name	Manager	Project Number	Route	Bridge	PE	ROW	Const	Total	Federal	State	Local	Year Added
BENNINGTON	Robert Young	BF 1000(20)	VT-9	6	100,000	15,000	0	115,000	92,000	11,500	11,500	2014
BRATTLEBORO	Laura Stone	BF 2000(28)	VT-9	54	25,000	0	0	25,000	20,000	2,500	2,500	2014
CHESTER	Jonathan Griffin	BO 1442(39)	C3018	62	75,000	50,000	0	125,000	100,000	12,500	12,500	2014
CLARENDON	Laura Stone	BO 1443(55)	C3039	28	80,000	0	0	80,000	64,000	8,000	8,000	2021
ENOSBURGH	Laura Stone	BO 1448(45)	C2004	50	60,000	0	0	60,000	48,000	6,000	6,000	2021
JAMAICA	Laura Stone	BO 1442(42)	C3019	32	40,000	0	0	40,000	32,000	4,000	4,000	2021
LUDLOW VILLAGE	Nicholas Wark	BO 1443(52)	C3324	57	75,000	0	0	75,000	60,000	7,500	7,500	2012
NORTHFIELD	Laura Stone	BF 0241(58)	VT-12	60	155,000	0	0	155,000	124,000	15,500	15,500	2021
POULTNEY	Thilliyar Mahendraratnam	BO 1443(53)	C2006	7	75,000	5,000	0	80,000	64,000	8,000	8,000	2018
SALISBURY-CORNWALL	Laura Stone	BO 1445(39)	C2001	8	130,000	0	0	130,000	104,000	13,000	13,000	2020
STATEWIDE	Pamela Thurber				150,000	0	0	150,000	120,000	15,000	15,000	2019
STOCKBRIDGE	Laura Stone	BO 1444(61)	C2002	35	35,000	0	0	35,000	28,000	3,500	3,500	2021
STOWE	Laura Stone	BO 1446(39)	C3043	48	125,000	0	0	125,000	100,000	12,500	12,500	2014
WATERBURY	Laura Stone	BO 1446(40)	C2002	36	35,000	0	0	35,000	24,000	7,500	3,500	Prior to 2006
WOLCOTT	Laura Stone	BO 1446(38)	C2003	6	35,000	0	0	35,000	28,000	3,500	3,500	2021
Totals:					1,195,000	70,000	0	1,265,000	1,008,000	130,500	126,500	

TOWN HIGHWAY BRIDGES CANDIDATES

Project Name	Route	Project Number	Project Manager	Phone No.	Project Description	Year Added
BARNET		BRO 1447()	Pamela Thurber	595-2270	REPLACE BR7 ON TH5	Prior to 2006
CABOT	Maj-0249	BF 0249()	Pamela Thurber	595-2270	SCOPING FOR BR7 ON FAS 0249	2014
CHARLOTTE	C2009	BO 1445()	Pamela Thurber	595-2270	SCOPING FOR BR31 ON TH9	2014
DANBY	Maj-0130	BF 0130()	Pamela Thurber	595-2270	SCOPING FOR BR7 ON FAS 0130	2014
DANVILLE	Maj-0215	BF 0215()	Pamela Thurber	595-2270	SCOPING FOR BR8 ON FAS 0215	2014
DUXBURY		TH3 9634	Pamela Thurber	595-2270	REPLACE BR10 ON TH4	Prior to 2006
FAIRFIELD	C3029	BO 1448()	Pamela Thurber	595-2270	SCOPING FOR BR49 ON TH29	2014
HARDWICK		TH3 9526	Pamela Thurber	595-2270	REPLACE BR9 ON TH29	Prior to 2006
HUNTINGTON	Maj-0211	BF 0211()	Pamela Thurber	595-2270	SCOPING FOR BR10 ON FAS 0211	2014
JAMAICA	C3019	BO 1442()	Pamela Thurber	595-2270	SCOPING FOR BR32 ON TH19	2014
JERICHO	Maj-0209	BF 0209()	Pamela Thurber	595-2270	SCOPING FOR BR15 ON FAS 0209	2014
MONTGOMERY	Maj-0308	BF 0308()	Pamela Thurber	595-2270	SCOPING FOR BR4 ON FAS 0308	2014
MT. HOLLY	C3017	BO 1443()	Pamela Thurber	595-2270	SCOPING FOR BR64 ON TH17	2014
NORWICH	C3016	BO 1444()	Pamela Thurber	595-2270	SCOPING FOR BR41 ON TH16	2014
SHELDON	C3022	BO 1448()	Pamela Thurber	595-2270	SCOPING FOR BR20 ON TH22	2014
SPRINGFIELD	VT-11	BF 2500()	Pamela Thurber	595-2270	SCOPING FOR BR62 ON VT11	2014
SPRINGFIELD	C2006	BO 1442()	Pamela Thurber	595-2270	SCOPING FOR BR56 ON TH6	2011
SUNDERLAND	Maj-0114	BF 0114()	Pamela Thurber	595-2270	SCOPING FOR BR17 ON FAS 0114	2014
TUNBRIDGE	C3006	BRO 1444()	Kristin Higgins	498-3398	TEMP. BR. ADJ. TO BR35 ON TH6	Prior to 2006
UNDERHILL	Maj-0233	BF 0233()	Pamela Thurber	595-2270	SCOPING FOR BR7 ON FAS 0233	2014
WATERVILLE	C3020	BO 1448()	Pamela Thurber	595-2270	SCOPING FOR BR14 ON TH20	2014
WHEELLOCK	C3021	BO 1447()	Pamela Thurber	595-2270	SCOPING FOR BR23 ON TH21	2014
WOODSTOCK	Maj-0166	BF 0166()	Pamela Thurber	595-2270	SCOPING FOR BR1 ON FAS 0166	2014

**Joel Perrigo, Program Manager
Municipal Assistance Bureau
Town Highway Structures**

Phone - (802) 595-4933

E-mail - joel.perrigo@vermont.gov

Agency of Transportation

Town Highway Structures

Fiscal Year 2021 Appropriation Summary by Major Object

DeptID: 8100000300

MAJOR OBJECT	FY19 Actuals	FY20 Appropriated	FY20 Estimated Expenditure	FY21 Request	FY22 Projected	FY23 Projected	FY24 Projected
Grants	6,857,265	6,333,500	6,333,500	6,333,500	6,333,500	6,333,500	6,333,500
Total	6,857,265	6,333,500	6,333,500	6,333,500	6,333,500	6,333,500	6,333,500
Transportation Fund	6,857,265	6,333,500	6,333,500	6,333,500	6,333,500	6,333,500	6,333,500
Total	6,857,265	6,333,500	6,333,500	6,333,500	6,333,500	6,333,500	6,333,500

**Joel Perrigo, Program Manager
Municipal Assistance Bureau
Town Highway Class 2 Roadway**

Phone - (802) 595-4933

E-mail - joel.perrigo@vermont.gov

Agency of Transportation

Town Highway Class 2 Roadway

Fiscal Year 2021 Appropriation Summary by Major Object

DeptID: 8100002600

MAJOR OBJECT	FY19 Actuals	FY20 Appropriated	FY20 Estimated Expenditure	FY21 Request	FY22 Projected	FY23 Projected	FY24 Projected
Grants	6,854,139	7,648,750	7,648,750	7,648,750	7,648,750	7,648,750	7,648,750
Total	6,854,139	7,648,750	7,648,750	7,648,750	7,648,750	7,648,750	7,648,750
Transportation Fund	6,854,139	7,648,750	7,648,750	7,648,750	7,648,750	7,648,750	7,648,750
Total	6,854,139	7,648,750	7,648,750	7,648,750	7,648,750	7,648,750	7,648,750

**Joel Perrigo, Program Manager
Municipal Assistance Bureau
Town Highway - Non-Federal Disasters**

Phone - (802) 595-4933

E-mail - joel.perrigo@vermont.gov

Agency of Transportation
Town Highway Non-Federal Disasters
Fiscal Year 2021 Appropriation Summary by Major Object

DeptID: 8100001400

[illegible]

**Joel Perrigo, Program Manager
Municipal Assistance Bureau
Town Highway - Federal Disasters**

Phone - (802) 595-4933

E-mail - joel.perrigo@vermont.gov

Agency of Transportation

Town Highway Federal Disasters

Fiscal Year 2021 Appropriation Summary by Major Object

DeptID: 8100001000

MAJOR OBJECT	FY19 Actuals	FY20 Appropriated	FY20 Estimated Expenditure	FY21 Request	FY22 Projected	FY23 Projected	FY24 Projected
Grants	973,804	180,000	180,000	180,000	180,000	180,000	180,000
Total	973,804	180,000	180,000	180,000	180,000	180,000	180,000
Transportation Fund	29,467	20,000	20,000	20,000	20,000	20,000	20,000
Federal Revenue Fund	944,337	160,000	160,000	160,000	160,000	160,000	160,000
Total	973,804	180,000	180,000	180,000	180,000	180,000	180,000

**Joel Perrigo, Program Manager
Municipal Assistance Bureau
Town Highway Aid**

Phone - (802) 595-4933

E-mail - joel.perrigo@vermont.gov

Agency of Transportation

Town Highway Aid

Fiscal Year 2021 Appropriation Summary by Major Object

DeptID: 8100003000

MAJOR OBJECT	FY19 Actuals	FY20 Appropriated	FY20 Estimated Expenditure	FY21 Request	FY22 Projected	FY23 Projected	FY24 Projected
Grants	25,982,744	26,017,744	26,017,744	27,105,769	27,105,769	27,105,769	27,105,769
Total	25,982,744	26,017,744	26,017,744	27,105,769	27,105,769	27,105,769	27,105,769
Transportation Fund	25,982,744	26,017,744	26,017,744	27,105,769	27,105,769	27,105,769	27,105,769
Total	25,982,744	26,017,744	26,017,744	27,105,769	27,105,769	27,105,769	27,105,769

**Joel Perrigo, Program Manager
Municipal Assistance Bureau
Town Highway Class 1 Supplemental Grants**

Phone - (802) 595-4933

E-mail - joel.perrigo@vermont.gov

Agency of Transportation
Town Highway Class 1 Supplemental
Fiscal Year 2021 Appropriation Summary by Major Object

DeptID: 8100003100

[illegible]

**Stuart Johnson, Program Manager
Town Highway Vermont Local Roads**

Phone - (802) 828-3537

E-mail - stuart.johnson@vermont.gov

Agency of Transportation
Town Highway Vermont Local Roads
Fiscal Year 2021 Appropriation Summary by Major Object

DeptID: 8100001900

MAJOR OBJECT	FY19 Actuals	FY20 Appropriated	FY20 Estimated Expenditure	FY21 Request	FY22 Projected	FY23 Projected	FY24 Projected
Personal Services	339,735	357,757	357,757	362,665	364,232	365,837	367,483
Operating Expenses	34,928	48,550	48,550	46,300	47,458	48,644	49,860
Grants	0	0					
Total	374,663	406,307	406,307	408,965	411,689	414,481	417,343
Transportation Fund	57,178	106,307	106,307	108,965	111,689	114,481	117,343
Federal Revenue Fund	317,484	300,000	300,000	300,000	300,000	300,000	300,000
Total	374,662	406,307	406,307	408,965	411,689	414,481	417,343

**Susan Scribner, Bureau Director
Municipal Assistance Bureau**

Phone - (802) 279-9519

E-mail - sue.scribner@vermont.gov

Agency of Transportation
Municipal Mitigation Assistance Program
Fiscal Year 2021 Appropriation Summary by Major Object

DeptID: 8100005800

MAJOR OBJECT	FY19 Actuals	FY20 Appropriated	FY20 Estimated Expenditure	FY21 Request	FY22 Projected	FY23 Projected	FY24 Projected
Personal Services	84,958						
Operating Expenses	246,913	204,000	204,000	210,000			
Grants	2,315,345	2,694,000	2,694,000	6,568,000	0	0	0
Total	2,647,216	2,898,000	2,898,000	6,778,000	0	0	0
Transportation Fund	1,425,642	700,000	700,000	650,000	0	0	0
Federal Revenue Fund	520,241	1,428,000	1,428,000	1,428,000			
TIB Bond Fund	0	0					
Clean Water Fund	682,669	770,000	770,000	4,700,000			
Inter Unit Fund	18,664						
Total	2,647,216	2,898,000	2,898,000	6,778,000	0	0	0

Municipal Mitigation Assistance Program Candidates	
Project Name	Year Added
Missisquoi Basin Transportation Water Quality Improvement Projects	2020

**Shane Morin, Programs Engineer
Maintenance Bureau
Town Highway Public Assistance Grants**

Phone - (802) 673-5200

E-mail - shane.morin@vermont.gov

Agency of Transportation
Town Highway Public Assistance

Fiscal Year 2021 Appropriation Summary by Major Object

DeptID: 8100005500

MAJOR OBJECT	FY19 Actuals	FY20 Appropriated	FY20 Estimated Expenditure	FY21 Request	FY22 Projected	FY23 Projected	FY24 Projected
Personal Services	103,748						
Operating Expenses	589,308	500,000	500,000	200,000			
Grants	7,207,550	3,640,000	3,640,000	1,050,000			
Total	7,900,606	4,140,000	4,140,000	1,250,000	0	0	0
Transportation Fund	13,738	100,000	100,000	0			
Federal Revenue Fund	6,516,360	3,000,000	3,000,000	1,000,000			
ERAF *	1,370,293	640,000	640,000	50,000			
Interdepart. Transfer	215	400,000	400,000	200,000			
Total	7,900,606	4,140,000	4,140,000	1,250,000	0	0	0

* Emergency Relief and Assistance Fund - typically funded with transfers from the General Fund.

**David Coen, Chair
Transportation Board**

E-mail - dcoen@comcast.net

**John Zicconi, Executive Secretary
Transportation Board**

Phone - (802) 828-2942

E-mail - john.zicconi@vermont.gov

Agency of Transportation

Transportation Board

Fiscal Year 2021 Appropriation Summary by Major Object

DeptID: 8100000800

MAJOR OBJECT	FY19 Actuals	FY20 Appropriated	FY20 Estimated Expenditure	FY21 Request	FY22 Projected	FY23 Projected	FY24 Projected
Personal Services	189,873	246,347	146,347	152,582	156,397	160,306	164,314
Operating Expenses	34,429	35,844	35,844	33,168	33,997	34,847	35,718
Total	224,302	282,191	182,191	185,750	190,394	195,154	200,032
Transportation Fund	224,302	282,191	182,191	185,750	190,394	195,154	200,032
Federal Revenue Fund							
Total	224,302	282,191	182,191	185,750	190,394	195,154	200,032

GLOSSARY & MISCELLANEOUS INFORMATION

FY2021 Transportation Program
Glossary and Miscellaneous Information

Highways:	As defined in 19 V.S.A. Chapter 3 Sec.302
Class 1	Class 1 town highways are those town highways which form the extension of a state highway route and which carry a state highway route number. The agency shall determine which highways are to be class 1 highways.
Class 2	Class 2 town highways are those town highways selected as the most important highways in each town. As far as practicable they shall be selected with the purposes of securing trunk lines of improved highways from town to town and to places which by their nature have more than normal amount of traffic. The selectmen, with the approval of the agency, shall determine which highways are to be class 2 highways.
Class 3	Class 3 town highways are all traveled town highways other than class 1 or 2 highways. The selectmen, after conference with a representative of the agency shall determine which highways are class 3 town highways. The minimum standards for class 3 highways are a highway negotiable under normal conditions all seasons of the year by a standard manufactured pleasure car. This would include but not be limited to sufficient surface and base, adequate drainage, and sufficient width capable to provide winter maintenance, except that based on safety considerations for the traveling public and municipal employees, the selectboard shall, by rule adopted under 24 V.S.A. chapter 59, and after following the process for providing notice and hearing in section 709 of this title, have authority to determine whether a class 3 highway, or section of highway, should be plowed and made negotiable during the winter. However, a property owner aggrieved by a decision of the selectboard may appeal to the transportation board pursuant to subdivision 5(d)(8) of this title.
Class 4	Class 4 town highways are all other town highways. The selectmen shall determine which highways are class 4 town highways.

DEFINITIONS	
Candidate Project	Projects approved by the legislature that are not anticipated to have significant expenditures for preliminary engineering and/or right-of-way expenditures during the budget year, and funding for construction is not anticipated within a predictable time-frame.
Development & Evaluation Project	Projects approved by the legislature that are anticipated to have preliminary engineering and/or right-of-way expenditures during the budget year. The agency is committed to delivering these projects to construction on a timeline driven by priority and available funding. Construction funding in years 3 and 4 may be shown on the Statewide D&E project (in Front of the Book), with comment that the projects funded for construction will be selected from the D&E list.
Front of Book Project	Projects approved by legislature that are anticipated to have construction expenditures during the budget year and/or the following three years, with expected expenditures shown over four years.
Shelf Project	Projects projected to be ready for construction during the budget year, but have no state or federal funds identified for construction during the budget year.
SCOPING	First phase in the project development process. Defines a project to solve a transportation problem
ENHANCEMENT PROJECTS	Competitive grant program for local transportation-related projects in ten specific categories.
Obligated	A commitment by the Federal Government to reimburse the State for eligible expenditures on a project up to the amount obligated.
Unobligated	Unobligated Funds

FY2021 Transportation Program Glossary and Miscellaneous Information

ACRONYMS	
ABRB	ALBANY-BENNINGTON-RUTLAND-BURLINGTON [RAILROAD]
CDL	COMMERCIAL DRIVER'S LICENSE
CE	CATEGORICAL EXCLUSION
CFC	CHLOROFLUOROCARBON
DBE	DISADVANTAGED BUSINESS ENTERPRISE
D&E	DEVELOPMENT AND EVALUATION
DMS	DYNAMIC MESSAGE SIGNS
DTA	DISTRICT TRANSPORTATION ADMINISTRATOR (DISTRICT ENGINEER)
EA	ENVIRONMENTAL ASSESMENT
EIS	ENVIRONMENTAL IMPACT STATEMENT
FHS	FEDERAL HIGHWAY SYSTEM
FRA	FEDERAL RAILROAD ADMINISTRATION
GARVEE	GRANT ANTICIPATION REVENUE VEHICLES - BONDS
HOV	HIGH OCCUPANCY VEHICLE
IM	INTERSTATE MAINTENANCE PROGRAM
ISTEA	INTERMODAL SURFACE TRANSPORTATION EFFICIENCY ACT (1991)
JARC	JOB ACCESS REVERSE COMMUTE
JTOC	JOINT TRANSPORTATION OVERSIGHT COMMITTEE
MTBE	METHYL TERTIARY BUTYL ETHER
MUTCD	MANUAL ON UNIFORM TRAFFIC CONTROL DEVICES - Fed. Sign regulations
NEPA	NATIONAL ENVIRONMENTAL POLICY ACT (1969)
NTSB	NATIONAL TRANSPORTATION SAFETY BOARD
OBDS	OFFICIAL BUSINESS DIRECTIONAL SIGN
PE	PRELIMINARY ENGINEERING
PONTIS	BRIDGE MAINTENANCE SYSTEM -Latin for bridge
RABA	REVENUE ALIGNED BUDGET AUTHORITY
ROW	RIGHT OF WAY
SIB	STATE INFRASTRUCTURE BANK
SHS	STATE HIGHWAY SYSTEM
SOV	SINGLE OCCUPANCY VEHICLE
STIP	STATEWIDE TRANSPORTATION IMPROVEMENT PROGRAM
STP	SURFACE TRANSPORTATION PROGRAM
TEA-21	TRANSPORTATION EQUITY ACT FOR THE 21ST CENTURY - 6 yr. Fed. Authorization
TH	TOWN HIGHWAY
TIP	TRANSPORTATION IMPROVEMENT PROGRAM
TOD	TRANSIT ORIENTED DEVELOPMENT
TR BUILDINGS	TRANSPORTATION BUILDINGS
VTR	VERMONT RAILWAY
ORGANIZATIONS	
CCRPC	CHITTENDEN COUNTY REGIONAL PLANNING COMMISSION
CCTA	CHITTENDEN COUNTY TRANSIT AUTHORITY - PUBLIC TRANSIT
MPO	METROPOLITAN TRANSPORTATION ORGANIZATION
RPC	REGIONAL PLANNING COMMISSION
RPO	REGIONAL PLANNING ORGANIZATION
RTA	REGIONAL TRANSIT AUTHORITY
CCMPO	CHITTENDEN COUNTY METROPOLITAN PLANNING ORGANIZATION
FHWA	FEDERAL HIGHWAY ADMINISTRATION
FTA	FEDERAL TRANSIT AUTHORITY

PROJECT PREFIXES

AIR, AV	- AIRPORT PROGRAM
BF	- BRIDGE - FEDERAL, ON-SYSTEM
BHF	- BRIDGE REHAB. - FEDERAL - PRIMARY, ON-SYSTEM
BHO	- BRIDGE REHAB. - FEDERAL - OFF-SYSTEM
BO	- BRIDGE - FEDERAL, OFF-SYSTEM
BRF	- BRIDGE REPLACEMENT - FEDERAL - PRIMARY, ON-SYSTEM
BRS	- BRIDGE REPLACEMENT - FEDERAL - SECONDARY
BRO	- BRIDGE REPLACEMENT - FEDERAL - OFF-SYSTEM
CMG	- CONGESTION MITIGATION & AIR QUALITY 100% FEDERAL
ER	- EMERGENCY RELIEF
F	- FEDERAL-AID PRIMARY
F-EGC	- FEDERAL-AID PRIMARY - ECONOMIC GROWTH CENTER
HES	- HAZARD ELIMINATION
HPP	- HIGH PRIORITY
IM	- INTERSTATE MAINTENANCE
IMG	- INTERSTATE MAINTENANCE, 100% FEDERAL

M	- URBAN
M-EGC	- URBAN - ECONOMIC GROWTH CENTER
NH	- NATIONAL HIGHWAY SYSTEM
NHEGC	- NATIONAL HIGHWAY SYSTEM - ECONOMIC GROWTH CENTER
NHG	- NATIONAL HIGHWAY SYSTEM, SIGNALS & SIGNS
PLH	- PUBLIC LANDS HIGHWAYS
RAIL	- RAILROAD PROGRAM
RS	- RURAL SECONDARY
RSEGC	- RURAL SECONDARY - ECONOMIC GROWTH CENTER
SB	- SCENIC BYWAYS
ST	- STATE ONLY
STP	- SURFACE TRANSPORTATION PROGRAM
STPG	- SURFACE TRANSPORTATION PROGRAM, SIGNALS & SIGNS
TAP	- TRANSPORTATION ALTERNATIVES
TCSP	- TRANSPORTATION & COMMUNITY SYSTEMS PRESERVATION GRANTS
TH	- TOWN HIGHWAY BRIDGE, STATE & LOCAL FUNDS ONLY

Explanation of the Multiyear Transportation Program

		(7)	(8)	(9)	(10)	(11)		(12)	
PROJECT INFORMATION	PHASE AND FUNDING	ESTIMATED TOTAL COST	ACTUAL EXPENDED THRU FY 2019	ESTIMATED CURRENT YEAR FY 2020	ESTIMATED BUDGET YEAR FY 2021	PROJECTED FY 2022	PROJECTED FY 2023	PROJECTED FY 2024	ESTIMATED COST TO COMPLETE
(1) (2) (3)	PE		0	0	0	0	0	0	0
	ROW		0	0	0	0	0	0	0
	CONSTR		0	0	0	0	0	0	0
	OTHER		0	0	0	0	0	0	0
Route:	TOTAL		0	0	0	0	0	0	0
(4) Year Added: (5)	Description:	(13)							
Project Manager: (6)	Comments:	(14)							

Key:

(1)	Program	Major Program Category
(2)	Project Name	The official name of the project, usually the town(s) in which the project is located.
(3)	Project Number	A unique number, generally reflecting the Federal appropriation and route system number.
(4)	Route	Route number or street name for highway projects; or name of airport or railroad.
(5)	Year Added	The Fiscal Year in which a project first appeared in the Transportation Program.
(6)	Project Manager	Name and phone number of the person to contact for project-related information.
(7)	Estimated Total Cost	The estimated total cost of the project.
(8)	Actual Expended thru FY2019	The actual amount expended on the project through 6/30/2019.
(9)	Estimated Current Year FY2020	The amount anticipated to be expended in the current state fiscal year (ending 6/30/2020).
(10)	Estimated Budget Year FY2021	The amount anticipated to be expended in the state fiscal year 2021 (ending 6/30/2021).
(11)	Projected Cash Requirements	The estimated costs for each year of the Multiyear Transportation Plan.
(12)	Estimated Cost to Complete	The estimated cost to complete the project.
(13)	Description	A description of the type of project and its location.
(14)	Comments	General comments regarding project status, etc.

19 VSA § 10g REPORTS

Projects Added Subsequent to FY2020 Transportation Program (new in FY2021)

19 V.S.A. § 10g(g)(1)

Project Name	Project Number	Description	Reporting Format
Aviation			
MIDDLEBURY	AV-FY19-016	Obstruction removal	Front Of Book
BENNINGTON	AV-FY21-001	Avigation easements	Front Of Book
MIDDLEBURY	AV-FY21-002	Master Plan update	Front Of Book
MIDDLEBURY	AV-FY21-004	Vegetation monitoring	Front Of Book
BERLIN	AV-FY21-006	Master Plan update	Front Of Book
BERLIN	AV-FY21-009	Avigation easements	Front Of Book
SPRINGFIELD	AV-FY21-010	Avigation easements	Front Of Book
COVENTRY	AV-FY21-011	Environmental assessment	Front Of Book
COVENTRY	AV-FY21-013	Obstruction removal	Front Of Book
HIGHGATE	AV-FY21-014	Obstruction removal	Front Of Book
MORRISTOWN	AV-FY21-015	Relocate fuel farm	Front Of Book
BERLIN	AV-FY21-016	Environmental Assessment	Front Of Book
Bike & Pedestrian Facilities			
EAST MONTPELIER	STP BP18(16)	Install sidewalks along US2	Front Of Book
JOHNSON	ST BP18(23)	Reconstruct sidewalks	Front Of Book
ST. GEORGE	ST BP(18)(28)	Install sidewalk along VT2A	Front Of Book
ROCHESTER	ST BP18(26)	Reconstruct sidewalk	Front Of Book
PROCTOR	STP BP18(2)	Construct shared-use path	Front Of Book
ST. ALBANS CITY	STP BP18(1)	Federal Street sidewalk	Front Of Book
BENNINGTON	STP BP18(14)	Kocher Dr. shared-use path	Front Of Book
SHELBURNE	STP BP18(3)	Install bridge & sidewalk	Front Of Book

Projects Added Subsequent to FY2020 Transportation Program (new in FY2021)

19 V.S.A. § 10g(g)(1)

Project Name	Project Number	Description	Reporting Format
Bike & Pedestrian Facilities			
RUTLAND CITY	STP BP14(24)	Rutland Creek Path	Front Of Book
ST. JOHNSBURY	STP BP18(7)	Scoping to improve bike/ped	Front Of Book
Interstate Bridges			
BRATTLEBORO	BM19203	Repair BR54A on VT9	Front Of Book
SPRINGFIELD	BM19204	Repair I-91 BR25 N&S	Front Of Book
LYNDON	IM 091-3(53)	Scoping for BR96-3 N&S	D & E
ROCKINGHAM	IM 091-1(81)	Scoping for BR24-3	D & E
GEORGIA	BM20801	Bridge maintenance	Front Of Book
SHARON	BM20401	Bridge maintenance	Front Of Book
HARTFORD	IM 091-2(90)	Replace joints BR44 N&S	Front Of Book
BRATTLEBORO	IM 091-1(82)	Scope to evaluate alts.	D & E
FAIRLEE-ST. JOHNSBURY	IM 091-2(88)	Scope to evaluate alts.	D & E
Paving			
WATERBURY	STP PC20(5)	Resurface US2 - Class I	Front Of Book
EDEN	STP FPAV(29)	Resurface VT118	Front Of Book
NORWICH-THETFORD	STP FPAV(30)	Resurface US5	Front Of Book
WINDSOR-HARTLAND	STP FPAV(31)	Resurface US5	Front Of Book
CRAFTSBURY-IRASBURG	STP FPAV(32)	Resurface VT14	Front Of Book
FAYSTON	STP FPAV(33)	Resurface VT17	Front Of Book
WHITINGHAM	STP FPAV(34)	Resurface VT100	Front Of Book
GROTON-PEACHAM	STP FPAV(35)	Resurface VT232	Front Of Book

Projects Added Subsequent to FY2020 Transportation Program (new in FY2021)

19 V.S.A. § 10g(g)(1)

Project Name	Project Number	Description	Reporting Format
Paving			
EAST MONTPLIER-MARSHFIELD	NH PS22(1)	Resurface US2	Front Of Book
HARDWICK	STP PC23(1)	Resurface Class I's	Front Of Book
RUTLAND CITY	NH PC24(1)	Resurface Class I's	Front Of Book
MONTPELIER	NH PC24(2)	Resurface Class I US2	Front Of Book
MONTPELIER	STP PC24(3)	Resurface Class I US302	Front Of Book
HARTFORD-SHARON	IM SURF(65)	Resurface I-89 NB	Front Of Book
HARTFORD-SHARON	IM SURF(66)	Resurface I-89 SB	Front Of Book
BROOKFIELD-MONTPELIER	IM SURF(67)	Resurface I-89 SB	Front Of Book
BARRE TOWN-ORANGE	STP PS23(1)	Resurface US302	Front Of Book
CHARLOTTE-SOUTH BURLINGTON	NH PS22(2)	Resurface US7	Front Of Book
SWANTON-HIGHGATE	STP PS22(3)	Resurface US7	Front Of Book
NORTHFIELD-BERLIN	STP PS24(1)	Resurface VT12	Front Of Book
HARTFORD	STP PS24(2)	Resurface US5	Front Of Book
HARTFORD	NH PS24(3)	Resurface US5	Front Of Book
MIDDLESEX-WORCESTER	STP PS24(4)	Resurface VT12	Front Of Book
EAST MONTPELIER-HARDWICK	STP PS24(5)	Resurface VT14	Front Of Book
CAMBRIDGE	STP PS24(6)	Resurface VT108	Front Of Book
Public Transit			
GO VERMONT	STPG GOVT(20)	Go Vermont Program	Front Of Book

Projects Added Subsequent to FY2020 Transportation Program (new in FY2021)

19 V.S.A. § 10g(g)(1)

Project Name	Project Number	Description	Reporting Format
Rail			
BARRE CITY	WACR(11)	Rehab BR308	Front Of Book
BURLINGTON	STP 2035(27)	Improve grade crossing	Front Of Book
SHAFTSBURY	VTRY(20)	Replace BR57.5	Front Of Book
SHAFTSBURY	VTRY(21)	Rehab BR58	Front Of Book
SHAFTSBURY	VTRY(22)	Replace BR58.5	Front Of Book
MANCHESTER	VTRY(26)	Rehab BR67	Front Of Book
MANCHESTER	VTRY(27)	Rehab BR71	Front Of Book
MANCHESTER	VTRY(28)	Replace BR72.5	Front Of Book
MANCHESTER	VTRY(29)	Replace BR72.7	Front Of Book
DORSET	VTRY(34)	Replace BR80	Front Of Book
MT. TABOR	VTRY(35)	Replace BR83	Front Of Book
MT. TABOR	VTRY(36)	Rehab BR85	Front Of Book
MT. TABOR	VTRY(37)	Rehab BR86	Front Of Book
WALLINGFORD	VTRY(38)	Rehab BR87	Front Of Book
WALLINGFORD	VTRY(39)	Rehab BR88	Front Of Book
WALLINGFORD	VTRY(40)	Rehab BR89	Front Of Book
WALLINGFORD	VTRY(41)	Rehab BR92	Front Of Book
CLARENDON	VTRY(42)	Replace BR93	Front Of Book
CLARENDON	VTRY(43)	Rehab BR96	Front Of Book
CLARENDON	VTRY(44)	Rehab BR98	Front Of Book
RUTLAND CITY	VTRY(45)	Replace BR99.5	Front Of Book
WINDSOR-ST. ALBANS	CRISI(17)	Amtrak safety project	Front Of Book

Projects Added Subsequent to FY2020 Transportation Program (new in FY2021)

19 V.S.A. § 10g(g)(1)

Project Name	Project Number	Description	Reporting Format
Rail			
MONTPELIER	NH 6400(45)	Crossing improvements	Front Of Book
RUTLAND	VTRY(49)	Replace 3 wye turnouts	Front Of Book
BURLINGTON	VTRY(50)	Replace 2 switches	Front Of Book
DANBY	REW4445A	Repair storm damage	Front Of Book
CLARENDON	REW4445B	Repair storm damage	Front Of Book
MT. HOLLY	GMRC(26)	Rehab BR144	Front Of Book
MONTPELIER	WACR(13)	Rehab BR304	Front Of Book
Rest Areas			
SHARON	IM 089-1(68)	Resurface Welcome Center	Front Of Book
Roadway Projects			
BETHEL	STP WALL(4)	Retaining wall along VT107	Candidate
ADDISON	STP 0172(10)	VT125 slope remediation	Front Of Book
RICHMOND	STP CULV(58)	Rehab culvert on US2	Front Of Book
RICHFORD	STP CULV(59)	Rehab culvert on VT105	Front Of Book
CHESTER	STP CULV(60)	Rehab culvert on VT10	Front Of Book
WILMINGTON	NH CULV(61)	Rehab culvert on VT9	Front Of Book
FAIR HAVEN	NH CULV(62)	Rehab culvert on US4	Front Of Book
BENNINGTON	ST 0110(2)	Contaminated site remediation	Front Of Book
CORNWALL-MIDDLEBURY	STP 0172(11)	Safety improvement scoping	D & E
WILLISTON	IM 089-2(54)	Rehab culvert	Front Of Book
VERGENNES	STP 017-1(15)	Study alternate routes	D & E

Projects Added Subsequent to FY2020 Transportation Program (new in FY2021)

19 V.S.A. § 10g(g)(1)

Project Name	Project Number	Description	Reporting Format
State Highway Bridges			
HANOVER, NH-NORWICH, VT	BF A004(800)	Rehab Conn River bridge	Front Of Book
FAIR HAVEN	BM19301	Repair BR3 E&W on US4	Front Of Book
RUTLAND CITY	BM19302	Repair BR27 on River St.	Front Of Book
HARDWICK	BF 037-3(8)	Apply coating to BR1	Front Of Book
WELLS	STP CULV(63)	Replace BR83 (short)	Front Of Book
WEATHERSFIELD	BM20201	Bridge maintenance	Front Of Book
KILLINGTON	BF 020-2(50)	Scope to evaluate alts.	D & E
ROCKINGHAM	BF 0113(83)	Scope to evaluate alts.	D & E
ROCKINGHAM	BF 025-1(48)	Scope to evaluate alts.	D & E
TOPSHAM	BF 031-1(13)	Scope to evaluate alts.	D & E
ELMORE	BF 0241(55)	Scope to evaluate alts.	D & E
WORCESTER	BF 0241(56)	Scope to evaluate alts.	D & E
WORCESTER	BF 0241(57)	Scope to evaluate alts.	D & E
LUDLOW	BF 013-3(16)	Scope to evaluate alts.	D & E
PLYMOUTH	BF 013-3(17)	Scope to evaluate alts.	D & E
IRASBURG	STP DECK(50)	Scope to evaluate alts.	D & E
FAIRFIELD	STP DECK(51)	Scope to evaluate alts.	D & E
VERNON	BM20202	Repair beam ends	Front Of Book
BENNINGTON	BM20101	Eval/strengthen BR11	Front Of Book
Town Highway Bridges			
WALPOLE, NH- ROCKINGHAM, VT	BF A004(799)	Rehab Conn River bridge	Front Of Book

Projects Added Subsequent to FY2020 Transportation Program (new in FY2021)

19 V.S.A. § 10g(g)(1)

Project Name	Project Number	Description	Reporting Format
Town Highway Bridges			
WOLCOTT	BO 1446(38)	Scope to evaluate alts.	D & E
NORTHFIELD	BF 0241(58)	Scope to evaluate alts.	D & E
ENOSBURGH	BO 1448(45)	Scope to evaluate alts.	D & E
STOCKBRIDGE	BO 1444(61)	Scope to evaluate alts.	D & E
JAMAICA	BO 1442(42)	Scope to evaluate alts.	D & E
CLARENDON	BO 1443(55)	Scope to evaluate alts.	D & E
Traffic & Safety			
STOWE	HES 0235(22)	Realign VT108/TH5 jct.	Candidate
HARTFORD	HES 0113(77)	Scoping to improve safety	Candidate
FERRISBURGH	NH 019-4(32)	Install new traffic signal	Front Of Book
FAIR HAVEN-RUTLAND TOWN	NHG SIGN(70)	Replace signs along US4	Front Of Book
COLCHESTER	ST 5600()	Evaluate intersections	Candidate
SOUTH BURLINGTON-COLCHESTER	IM 089-3(79)	ITS safety improvements	Front Of Book
BRIDPORT-MIDDLEBURY	HES RMBL(5)	Install rumble stripes	Front Of Book
SHELBURNE-SOUTH BURLINGTON	NHG SGNL(51)C/2	Rehab/replace signals	Front Of Book
Transportation Alternatives			
PITTSFORD	TAP TA19(10)	Add'l funds for salt/sand shed	Front Of Book
MIDDLETOWN SPRINGS	TAP TA19(7)	Scoping for salt/sand shed	Front Of Book
NORWICH	TAP TA19(12)	Replace 2 culverts	Front Of Book

Projects Added Subsequent to FY2020 Transportation Program (new in FY2021)

19 V.S.A. § 10g(g)(1)

Project Name	Project Number	Description	Reporting Format
Transportation Alternatives			
VERGENNES	TAP TA19(9)	Salt & sand shed	Front Of Book
DERBY	TAP TA19(1)	Replace salt shed roof	Front Of Book
FAIR HAVEN	TAP TA19(4)	Replace salt shed	Front Of Book
BRIDGEWATER	TAP TA19(11)	Salt/sand shed	Front Of Book
GRANVILLE	TAP TA19(5)	Replace culvert	Front Of Book
MONTGOMERY	TAP TA19(2)	Stream bank stabilization	Front Of Book
DUXBURY	TAP TA19(6)	Scoping for erosion mitigation	Front Of Book
CASTLETON	TAP TA19(3)	Stormwater issues	Front Of Book
FRANKLIN	TAP TA19(8)	Replace failed pipe	Front Of Book

**All Projects for which total estimated costs have increased by more than \$8,000,000.00 or
by more than 100 percent from the estimate in FY2020**

19 V.S.A. § 10g(g)(2)

Project Name	Project Number	Description	FY2020 Reporting	FY2021 Reporting	FY2020	FY2021
Aviation						
CLARENDON		Apron reconstruction	Front Of Book	Front Of Book	\$1,120,000	\$2,620,000
COVENTRY	AV-FY19-007	Vegetation maintenance	Front Of Book	Front Of Book	\$185,000	\$490,000
HIGHGATE	AV-FY19-006	Land swap/acquisition	Front Of Book	Front Of Book	\$37,912	\$87,953
MORRISTOWN	AV-FY19-011	Parallel taxiway	Front Of Book	Front Of Book	\$300,456	\$3,100,000
Paving						
BRISTOL-STARKSBORO	STP FPAV(19)	Resurface VT17	Front Of Book	Front Of Book	\$406,000	\$1,456,317
Rail						
CAVENDISH	GMRC(24)	Rehab BR132 on GMRC	Front Of Book	Front Of Book	\$510,000	\$1,150,000
CHARLOTTE	STP 2035(23)	Upgrade crossing	Front Of Book	Front Of Book	\$200,000	\$462,410
FERRISBURGH	STP 2035(26)	Upgrade crossing	Front Of Book	Front Of Book	\$128,750	\$510,629
MONTPELIER	STP 6400(44)	Improve Green Mtn. Dr crossing	Front Of Book	Front Of Book	\$200,000	\$420,000
NORWICH	STP 2034(18)	Replace concrete panels	Front Of Book	Front Of Book	\$266,812	\$590,000
Roadway Projects						
ST. ALBANS	IM SWFR(2)	Stormwater flow restoration	Front Of Book	Front Of Book	\$750,000	\$2,448,540
State Highway Bridges						
LYME-THETFORD	BF A000(394)	CONNECTICUT RIVER BRIDGE	Front Of Book	Front Of Book	\$624,005	\$1,545,701
MIDDLEBURY	WCRS(23)	REPLACE BRIDGES OVER VTR	Front Of Book	Front Of Book	\$54,185,000	\$82,759,695
RUTLAND	WCRS(23) C/3	Restore wye	Front Of Book	Front Of Book	\$372,500	\$819,300
RUTLAND	WCRS(23) C/4	Construct new stub track	Front Of Book	Front Of Book	\$165,000	\$473,329

**All Projects for which total estimated costs have increased by more than \$8,000,000.00 or
by more than 100 percent from the estimate in FY2020**

19 V.S.A. § 10g(g)(2)

Project Name	Project Number	Description	FY2020 Reporting	FY2021 Reporting	FY2020	FY2021
Traffic & Safety						
SHELBURNE-BURLINGTON	NH 019-4(33)	Upgrade signals	Front Of Book	Front Of Book	\$65,000	\$1,245,000
Transportation Alternatives						
HYDE PARK	STP EH05(37)	JOHNSON ST. SIDEWALK	Front Of Book	Front Of Book	\$140,000	\$380,000

All Projects Funded for Construction in FY2020 That Are No Longer Funded in the FY2021 Transportation Program

19 V.S.A. § 10g(g)(3)

Project Name	Project Number	Description	Reporting Format	FY2020 Projected Cost	Expended Amount
Aviation					
BENNINGTON	AV-FY17-015	Terminal apron rehabilitation	Front Of Book	\$2,032,500	\$82,239
CLARENDON		Security fencing	Front Of Book	\$1,090,000	\$0
CLARENDON	AV-FY19-008	Apron rehab	Front Of Book	\$2,800,000	\$0
HIGHGATE	AV-FY19-010	Apron rehab	Front Of Book	\$2,150,000	\$0
MIDDLEBURY		Airport lighting	Front Of Book	\$1,162,500	\$0
MORRISTOWN		Parallel taxiway, Phase 1	Front Of Book	\$4,400,000	\$0
Bike & Pedestrian Facilities					
CASTLETON	STP BP13(10)	CONSTRUCT SIDEWALK	Front Of Book	\$573,000	\$575,183
COLCHESTER	STP BP15(4)	Shared-use path	Front Of Book	\$535,000	\$532,000
ESSEX TOWN	STP BP14(7)	Towers Rd. sidewalk	Front Of Book	\$284,050	\$231,686
FAIR HAVEN	STP BP16(9)	Mechanic Street sidewalk	Front Of Book	\$454,500	\$86,816
FRANKLIN	ST BP17(21)	Construct sidewalk along VT120	Front Of Book	\$35,382	\$34,727
HINESBURG	STP BIKE(54)	CONSTRUCT SIDEWALK ALONG VT116	Front Of Book	\$260,800	\$127,644
MANCHESTER	STP BP15(5)	Depot St. bike/ped.	Front Of Book	\$902,840	\$767,385
MANCHESTER	STP BP17(5)	Add'l funds for STP BP15(5)	Front Of Book	\$272,825	\$0
MIDDLEBURY	STP BP14(8)	Pulp Mill Bridge sidewalk	Front Of Book	\$750,983	\$674,680
NORWICH	STP SRIN(14)	CONSTRUCT SIDEWALKS/SIGNS	Front Of Book	\$434,000	\$85,000
RUTLAND CITY	STP BIKE(61)	SHARED-USE PATH	Front Of Book	\$358,240	\$352,474
RUTLAND CITY	STP BP14(11)	Dorr Dr. shared-use path	Front Of Book	\$1,310,000	\$161,466
SPRINGFIELD	STP BP17(10)	Construct new sidewalk	Front Of Book	\$196,712	\$22,394

All Projects Funded for Construction in FY2020 That Are No Longer Funded in the FY2021 Transportation Program

19 V.S.A. § 10g(g)(3)

Project Name	Project Number	Description	Reporting Format	FY2020 Projected Cost	Expended Amount
Bike & Pedestrian Facilities					
STOWE	STP STSW(1)	CONSTRUCT SIDEWALK	Front Of Book	\$1,662,327	\$1,496,201
SWANTON-ST. JOHNSBURY	STP LVRT(6)	Construct trail, Phase 1C	Front Of Book	\$1,135,250	\$851,985
THETFORD	STP 0180(10)	Trailhead parking improvements	Front Of Book	\$270,000	\$273,041
Paving					
BETHEL-ROYALTON	STP 2964(1)	Resurface VT107	Front Of Book	\$2,655,960	\$2,488,225
BRANDON-GOSHEN	ER STP 0162(22)	REPAIR VT73 DUE TO T. S. IRENE	Front Of Book	\$11,647,332	\$9,928,496
BRIGHTON	STP PC19(1)	Class I resurfacing	Front Of Book	\$3,723,874	\$2,452,324
BRISTOL-STARKSBORO	STP FPAV(19)	Resurface VT17	Front Of Book	\$406,000	\$1,256,307
BURKE-NEWARK	STP FPAV(17)	Resurface VT5A	Front Of Book	\$1,806,517	\$1,221,625
CRAFTSBURY	STP FPAV(24)		Front Of Book	\$1,865,612	\$1,425,575
ESSEX	NH 2931(2)	Resurface VT117 - Class I	Front Of Book	\$5,871,965	\$5,717,372
ESSEX-UNDERHILL	STP PS19(6)	Resurface VT15	Front Of Book	\$7,135,619	\$6,274,187
JAMAICA-WINHALL	STP 2904(1)	RESURFACE VT30	Front Of Book	\$13,602,029	\$12,960,873
JERICHO-RICHMOND	STP 2931(1)	RESURFACE VT117	Front Of Book	\$6,926,518	\$6,292,632
MANCHESTER-PERU	STP 2708(1)	RESURFACE VT11	Front Of Book	\$8,039,832	\$6,939,858
MORRISTOWN	STP PC19(3)	Class I resurfacing	Front Of Book	\$2,458,763	\$2,412,771
MORRISTOWN-WOLCOTT	STP FPAV(22)	Resurface VT15	Front Of Book	\$1,760,672	\$1,481,418
PITTSFORD	STP 2968(1)	Resurface VT3	Front Of Book	\$1,207,043	\$853,407
POULTNEY	STP PC19(4)	Class I resurfacing	Front Of Book	\$1,932,155	\$949,693
POULTNEY-CASTLETON	STP FPAV(25)		Front Of Book	\$955,000	\$1,406,476
ROYALTON-TUNBRIDGE	STP 2967(1)	Resurface VT110	Front Of Book	\$1,753,244	\$1,443,379

All Projects Funded for Construction in FY2020 That Are No Longer Funded in the FY2021 Transportation Program

19 V.S.A. § 10g(g)(3)

Project Name	Project Number	Description	Reporting Format	FY2020 Projected Cost	Expended Amount
Paving					
RUTLAND-PITTSFORD	NH 2963(1)	Resurface US7	Front Of Book	\$2,334,961	\$2,319,309
SPRINGFIELD	STP FPAV(20)	Resurface VT11	Front Of Book	\$218,000	\$5,926
SPRINGFIELD-HARTLAND	IM SURF(62)	Resurface I-91 (NB)	Front Of Book	\$3,628,379	\$3,379,109
STAMFORD	STP FPAV(23)		Front Of Book	\$1,455,445	\$1,567,205
WATERBURY-RICHMOND	IM SURF(58)	Resurface I-89 (NB & SB)	Front Of Book	\$7,418,891	\$6,408,463
WATERBURY-STOWE	STP 2945(1)	RESURFACE VT100	Front Of Book	\$27,343,712	\$24,090,320
WHEELOCK-SHEFFIELD	STP FPAV(21)	Resurface VT122	Front Of Book	\$1,705,776	\$1,397,070
WILLISTON	STP FPAV(10)	Resurface US2	Front Of Book	\$2,482,493	\$1,537,170
WINHALL	ST 2974(1)	Resurface Winhall St. Hwy.	Front Of Book	\$225,696	\$201,333
Rail					
CAVENDISH		Rehab BR130	Front Of Book	\$225,000	\$0
DORSET		Rehab BR77 on VTR	Front Of Book	\$1,000,000	\$0
ESSEX	STP 5300(15)	Improve Park St. crossing	Front Of Book	\$435,000	\$0
RUTLAND-BURLINGTON	VTRY(9)	Install welded rail	Front Of Book	\$8,756,976	\$8,456,976
Rest Areas					
BRADFORD	IM REST(3)	Preventive Maintenance	Front Of Book	\$139,000	\$36,949
FAIR HAVEN	NH REST(11)	Rest area prev. maint.	Front Of Book	\$134,000	\$3,777
GEORGIA	IM REST(4)	Preventive Maintenance	Front Of Book	\$401,948	\$120,502
LYNDON	IM REST(6)	Preventive Maintenance	Front Of Book	\$270,349	\$159,189
SHARON	IM REST(7)	Preventive Maintenance	Front Of Book	\$426,000	\$102,526

All Projects Funded for Construction in FY2020 That Are No Longer Funded in the FY2021 Transportation Program

19 V.S.A. § 10g(g)(3)

Project Name	Project Number	Description	Reporting Format	FY2020 Projected Cost	Expended Amount
Roadway Projects					
BERLIN	IM 089-1(62)	LEDGE REMOVAL ALONG I-89 NB	Front Of Book	\$1,560,681	\$2,117,197
CABOT-DANVILLE	FEGC F 028-3 (26)C/2	RECONSTRUCT US 2.	Front Of Book	\$12,097,910	\$11,025,428
EAST MONTPELIER	NH CULV(54)	Rehab culvert on US2	Front Of Book	\$610,000	\$498,564
FAIRLEE	STP SCRP(15)	Rehab Culvert on VT244	Front Of Book	\$619,790	\$652,178
JAY	STP 034-2(16)	REMOVE LEDGE ALONG VT105	Front Of Book	\$1,273,564	\$804,254
POULTNEY	STP 015-2(9)	SLOPE STABILIZATION	Front Of Book	\$1,002,075	\$969,235
WILLISTON	STP HES 5500(12)	VT2A SAFETY IMPROVEMENTS	Front Of Book	\$3,896,801	\$2,704,120
WILLISTON	IM SWFR(1)	Stormwater flow restoration	Front Of Book	\$1,080,936	\$1,102,763
WINHALL	STP SCRP(14)	Rehab Culvert on VT30	Front Of Book	\$652,941	\$644,222
State Highway Bridges					
BRISTOL	BF 021-1(33)	REHAB BR12 ON VT116	Front Of Book	\$982,158	\$989,501
BRUNSWICK	BF 0271(23)	REPLACE BR6 ON VT102	Front Of Book	\$3,348,587	\$2,739,318
EAST MONTPELIER	BRF 037-1(7)	REPLACE BR68 ON VT14	Front Of Book	\$11,125,817	\$9,946,990
MORRISTOWN	BRS 0240(3)S	REPLACE BR1 ON VT15A	Front Of Book	\$5,142,331	\$5,217,907
PITTSFIELD	BHF 022-1(24)	REHAB BR126 ON VT100	Front Of Book	\$2,280,676	\$1,912,622
WEATHERSFIELD	STP 0146(16)	LINE CULVERT, BR15	Front Of Book	\$596,105	\$524,322
WEYBRIDGE-NEW HAVEN	BF 032-1(19)	REPLACE BR8 ON VT17	Front Of Book	\$4,782,559	\$4,890,227
WOODFORD	BF 010-1(52)	LINE CULVERT, BR18 ON VT9	Front Of Book	\$677,484	\$767,605
WOODSTOCK	BF 0241(44)	REHAB BR19 ON VT12	Front Of Book	\$329,981	\$339,461

All Projects Funded for Construction in FY2020 That Are No Longer Funded in the FY2021 Transportation Program

19 V.S.A. § 10g(g)(3)

Project Name	Project Number	Description	Reporting Format	FY2020 Projected Cost	Expended Amount
Town Highway Bridges					
HIGHGATE	BO 1448(43)	REPLACE BR25 ON TH4	Front Of Book	\$4,200,207	\$4,165,477
POULTNEY	BF 0138(12)	REPLACE BR2 ON FAS 0138	Front Of Book	\$1,704,829	\$1,653,083
WEST HAVEN-WHITEHALL, NY	BO 1443(51)	REPLACE BR10 ON TH3	Front Of Book	\$1,282,084	\$1,918,423
Traffic & Safety					
BARRE TOWN	STP HES 0169(8)	IMPROVE VT110/TH84 JCT.	Front Of Book	\$742,821	\$675,587
CHARLOTTE	NHG SGNL(49)	Improve signal, US7/F-5	Front Of Book	\$486,474	\$335,635
MORRISTOWN	STP HES 030-2(28)	IMPROVE VT15/VT15A JCT.	Front Of Book	\$1,475,905	\$1,370,294
SHELBURNE-BURLINGTON	NH 019-4(33)	Upgrade signals	Front Of Book	\$65,000	\$0
SPRINGFIELD	STP 016-2(23)	Improve VT11/US5/I-91 Exit #7	Front Of Book	\$633,539	\$838,058
Transportation Alternatives					
BENNINGTON	STP EH08(11)	LIGHTING, SIDEWALKS, LANDSCAPE	Front Of Book	\$294,216	\$114,556
BENNINGTON	TAP TA17(010)	Boardwalk, shared-use path	Front Of Book	\$101,051	\$0
BRANDON	STP EH05(4)	CONSTRUCT SIDEWALKS, 1160 FEET	Front Of Book	\$510,000	\$270,853
BURLINGTON	TAP TA15(1)	North Ave. crosswalks	Front Of Book	\$318,788	\$292,315
COLCHESTER	TAP TA13(5)	SHARED-USE PATH	Front Of Book	\$690,500	\$290,458
MONTPELIER	TAP TA14(7)	CONSTRUCT SIDEWALK	Front Of Book	\$266,837	\$62,898
PUTNEY	TAP TA14(1)	CONSTRUCT SIDEWALK	Front Of Book	\$394,500	\$416,634
RUTLAND CITY	TAP TA14(5)	INSTALL FLASHING BEACONS	Front Of Book	\$78,750	\$67,337
RUTLAND CITY	TAP TA17(11)	Install shared-use path	Front Of Book	\$120,000	\$0

All Projects Funded for Construction in FY2020 That Are No Longer Funded in the FY2021 Transportation Program

19 V.S.A. § 10g(g)(3)

Project Name	Project Number	Description	Reporting Format	FY2020 Projected Cost	Expended Amount
Transportation Alternatives					
SOUTH BURLINGTON	TAP TA17(6)	Stormwater infiltration basin	Front Of Book	\$358,933	\$293,137
SPRINGFIELD	TAP TA14(6)	Sidewalk along South St.	Front Of Book	\$406,000	\$394,390
WILLISTON	TAP TA17(8)	Construct drainage areas	Front Of Book	\$420,682	\$262,348
Transportation Buildings					
ISLAND POND GARAGE		Construct new salt shed	Front Of Book	\$350,000	\$0

All Projects Recommended for Cancellation - FY2021

Project Name	Reporting Format	Original Remarks
Bike & Pedestrian Facilities		
ALBANY STP BP15(18)	Front Of Book	VT14 scoping study
LUDLOW STP WALK()	Candidate	ADAPTIVE USE TRUSS BRIDGE
MONTPELIER-BERLIN STP WALK()	Candidate	ADAPTIVE RE-USE
NORWICH STP SRIN(14)	Front Of Book	CONSTRUCT SIDEWALKS/SIGNS
Park & Ride Lots		
BENNINGTON CMG PARK()SC	Candidate	PARK & RIDE SCOPING
RUTLAND AREA CMG PARK()	Candidate	PARK & RIDE FACILITY
Rail		
BRADFORD STP 0202()	Candidate	Improve WACR-Bradford Sub/TH1
BRADFORD WCRL(7)	Candidate	REHABILITATION OF BR516
CAVENDISH	Front Of Book	Rehab BR130
COVENTRY STRB(42)	Candidate	RECONSTRUCTION OF BR562
DORSET	Front Of Book	Rehab BR77 on VTR
ESSEX STP 5300(15)	Front Of Book	Improve Park St. crossing
FAIR HAVEN STP 0157()	Candidate	Rehab crossing
FERRISBURGH STP 2035()	Candidate	Improve VTR/Monkton Rd. x-ing
NEWBURY WCRL()	Candidate	Rehab BR518 on WACR-CRL
PITTSFORD	Candidate	Construct new siding
RICHFORD STP 2038()	Candidate	Resurface crossing
RYEGATE STP 2037()	Candidate	Resurface crossing
WALLINGFORD STP 2033()	Candidate	Resurface crossing
WELLS RIVER WCRL(6)	Candidate	REHABILITATION OF BR522