

TABLE OF CONTENTS

Mayors' Message	2
Board of Aldermen President's Report	3
Elected and Appointed Officials	5
Mayors of the City of Rutland	10
Assessor's Office	11
Building Department	12
Planning and Zoning	13
Cemetery Commission	14
City Clerk's Office	16
Development Review Board	18
Fire Department	19
Police Department	26
Public Works (Engineering, Forestry, Streets, Water & Wastewater)	32
Recreation and Parks Department	41
Rutland Free Library Association	43
Rutland Redevelopment Authority	46
Rutland City Public School	49
Rutland City Board of School Commissioners	51
Department of Education Rutland City Public School District	53
Rutland Public Schools Budget	54
Rutland City Public Schools Employee Earnings	55
Treasurer's Office	73
City tax rate for FY2022	75
Summary Report Expenses and Disbursements by Vendor	76
City of Rutland Employee Earnings	96
Delinquent Water and Sewer Accounts	109
Agencies receiving partial funding by voters	124
Debt Schedule	125
Delinquent Real Estate and Property Taxes	130

MAYOR'S MESSAGE

Dear Citizens of Rutland City,

I am pleased to present the Mayor's message for this year's report. I took office as Mayor in March of this year, and the past seven months have been filled with challenges and successes.

This year's report is dedicated to Rutland City Police Officer Jessica Marie Ebbighausen. The tragic loss of Officer Ebbighausen has profoundly impacted our community, and we will continue to feel the effects for years to come. However, out of this tragedy, Rutlanders came together to support her family, our police department, our first responders, and each other.

Rutland City has a long tradition of coming together in both good times and bad. Our community does not shy away from challenges, and despite our differences, we all share a common goal – to make our community the best it can be.

Thanks to your votes in the recent town meeting, we are well-positioned for success. We have five new members on our Board of Aldermen, a new city budget, funds allocated for important infrastructure projects, and the approval of Rutland City's 1% sales tax. This sales tax is designed to reduce the property tax burden and support vital long-term projects.

We are already making progress in increasing our city's housing options while revitalizing our downtown area. City Hall is working diligently to eliminate barriers to doing business in Rutland City and exploring innovative ways for our citizens to engage with the government.

As we enter the budget season, our focus remains on providing the best possible services to our residents. We are committed to enhancing public safety, strengthening our city's infrastructure, improving access to high-quality facilities, and ensuring that Rutland City remains a place we can all take pride in. Throughout this process, we will strive to lessen the financial burden on our residents whenever possible.

Our vision for the future is ambitious, but we have a clear path forward. I want to express my sincere gratitude for choosing me as your Mayor, and I eagerly anticipate the opportunity to continue serving you.

Sincerely,

Mike Doenges
Mayor

BOARD OF ALDERMAN

Dear Residents of the City of Rutland,

It is my honor and privilege to submit to you the annual report for Rutland City's Board of Aldermen. Our city has experienced its share of challenges over the past year, but as we embrace change and welcome new leadership, we also look forward to the promising future that lies ahead.

One of the most significant changes we have witnessed in the past year was the election of a new mayor and many new members of the Board of Aldermen. These newly elected officials have brought fresh perspectives and renewed energy to the city's governance. The dedication of all our elected officials to the welfare of Rutland and its residents is evident, and I am confident that their leadership will guide our city to greater heights.

The challenges we faced over the past year were not insignificant. Like many rural cities of our size, we have seen rising rates of substance use disorder, homelessness, and crime. Our city government, in partnership with many community organizations, continues to work to address these issues and provide support to those in need. While these problems remain complex, we are committed to finding sustainable solutions that ensure the well-being of all who call Rutland their home.

As we move forward, there is much to be excited about in our community. We continue to invest in infrastructure improvements, including road and sidewalk repairs, park upgrades, and initiatives to increase the availability of housing. These efforts are vital in making Rutland an even more attractive and livable city for all. Cultural and recreational opportunities in Rutland are ever-expanding. Our vibrant arts scene is flourishing. We're investing in our parks and recreational facilities to provide more opportunities for residents and visitors to enjoy the natural beauty of our region.

The spirit of community in Rutland has always been our greatest asset. It's in the way we rally around each other during tough times, the support we provide to our local businesses, and the pride we take in calling this city our home. This sense of community is what will drive us to even greater achievements in the years ahead.

While we face challenges, we're moving forward with enthusiasm, fresh leadership, and a shared vision for a prosperous and harmonious Rutland. Together, we will overcome obstacles, seize opportunities, and continue to build a city we can all be proud of.

The Board of Aldermen thanks you for your ongoing support, and we look forward to the exciting journey ahead for Rutland, Vermont.

Sincerely,

Michael Talbott
President of the Board of Aldermen, City of Rutland

ELECTED AND APPOINTED OFFICIALS
ELECTED AND APPOINTED OFFICIALS

MAYOR..... Michael Doenges
(Elected; 2 Year Term Expires March 2025) mdoenges@rutlandcity.org
Work #802-773-1800

TREASURER.....Mary Markowski
(Elected; 2 Year Term Expires March 2025) marym@rutlandcity.org
Work #802-773-1800

ASSESSOR.....Katie Langlois
(Elected; 2 Year Term Expires March 2025) katiel@rutlandcity.org
Work #802-773-1800

BOARD OF ALDERMAN (Elected; 2 Year Term, exp. dates indicated)

Alex Adams.....	March 2025
adamsforaldermanvt@gmail.com	43 Phillips St.....802-342-1950
Sharon Davis	March 2024
sharond@ravnah.org	99 Baxter Street 802-773-2383/770-1578
Joe Barbagallo.....	March 2025
joebarbarbagallovt@gmail.com	80 Edgerton St.....802-773-9089
Larry Cupoli.....	March 2024
cupolivt@comcast.net	57 Piedmont Pond 802-417-4399
Bill Gillam, Jr.....	March 2025
gillamrutland@yahoo.com	34 Cleveland Avenue 802-353-8798
Cheryl Hooker.....	March 2024
chooker@noiseplant.com __	11 Royce St 802-353-7288
John McCann.....	March 2025
McCannforalderman@gmail.com	46 Lincoln Avenue.....802-342-4575
Carrie Savage.....	March 2025
carriesavagevt@gmail.com	195 Killington Avenue.....802-345-3127
Michael Talbott (President).....	March 2024
MichaelPTalbott@gmail.com	31 Church Street 802-342-5740
Anna Tadio.....	March 2024
annatadiovt@gmail.com	25 Engrem Ave 802-779-4621
Kiana McClure.....	March 2025
kianaforalderman@gmail.com	9 Court St.....802-417-2751

CITY CLERK.....Tracy Kapusta
(Appointed; 2 Year Term Expires March 2025) tracyk@rutlandcity.org
Rutland City Hall 802-773-1800

COMMISSIONER.....Robert Protivansky
(Appointed; 2 Year Term Expires March 2025) bobp@rutlandcity.org
Rutland City Hall 802-773-1800

CITY ATTORNEY.....Megan LaChance
(Appointed; 2 Year Term Expires March 2025) meganl@rutlandcity.org
Rutland City Hall 802-773-1800

BUILDING INSPECTORMark Sadaierski
(Appointed; 2 Year Term Exp. March 2025) marks@rutlandcity.org
Rutland City Hall 802-773-1800

HEALTH OFFICER.....Michael Brookman
(Appointed; 3 Year Term Expires January 2026) mikeb@rutlandcity.org
Rutland City Hall 802-773-1800

ZONING ADMINISTRATOR.....Andrew Strniste
(Appointed; 2 Year Term Expires 2025) andrews@rutlandcity.org
Rutland City Hall 802-773-1800

FIRE CHIEF.....William Lovett
(Appointed: 3 Year Term Expires December 2023) blovett@rutlandcity.org
Fire Station 104 Center Street 802-773-1812

POLICE CHIEFBrian A. Kilcullen
(Appointed; 5 Year Term Expires September 2025)
Police Station 108 Wales Street 802-773-1816

RECREATION SUPERINTENDENT.....Kim Peters
(Appointed; 2 Year Term Exp. March 2025)
kimp@rutlandrec.com
16 North Street Ext. 802-773-1822

SCHOOL SUPERINTENDENT.....William Olsen
6 Church Street william.olsen@rcpsvt.org
802-773-1900

WARD CLERK OF ELECTIONS
(Elected; 2 Year Term Exp. March 2024
Ward 1:
Ward 2: Beth Kiernan
Ward 3: Tony Romeo
Ward 4: Steve Reynolds

1ST INSPECTOR OF ELECTIONS
(Elected; 2 Year Term Exp. March 2024)
Ward 1:

Ward 2: Jon Kiernan
Ward 3: Stephen Leach
Ward 4: Anna Cassarino Wilkinson

2ND INSPECTOR OF ELECTIONS

(Elected; 2 Year Term Exp. March 2024)

Ward 1:

Ward 2: Tom Carpenter
Ward 3: Denise Caggige Leach
Ward 4: Regina Sears

3RD INSPECTOR OF ELECTIONS

(Elected; 2 Year Term Exp. March 2024)

Ward 1:

Ward 2: Ina Cassidy
Ward 3: Esterina Bergendahl
Ward 4: Judith Delpha

REPRESENTATIVES TO LEGISLATURE

(Elected; 2 Year Term Exp. Nov. 2024)

- Ward 1: Paul Clifford
pgclifford44@aol.com 42 Hillcrest
802-342-1950
- Ward 2: Eric Maguire
emaguire@leg.state.vt.us 105 Jackson Ave
802-585-0582
- Ward 3: Mary Howard
MHoward@leg.state.vt.us 17 Griswold Drive
802-236-4477
- Ward 4: William Notte
wnotte@leg.state.vt.us 8 Orchard Drive
802-779-6369

RUTLAND COUNTY SENATORS

(Elected; 2 Year Term Exp. Nov. 2024)

- Brian Collamore 124 Pamela Drive
802-773-1365 Rutland Town
bcollamore@leg.state.vt.us
- Dave Weeks 35 Warner
Proctor
dweeks@leg.state.vt.us
- Terry Williams 319 Ruby Rd
802-287-4560 Poultney
twilliams@leg.state.vt.us

JUSTICES OF THE PEACE

(Elected; 2 Year Term Exp. January 2023)

- Joseph Barbagallo 80 Edgerton Street 802-773-9089
- Barry Beauchamp 11 Marolin Acres Street 802-775-4321
- Christopher Bove 5 Court Street 802-773-5400
- Larry Cupoli 57 Piedmont Hill Rd 802-775-3179
- Paul Clifford 42 Hillcrest Road 802-342-1950
- Peter Fagan 17 Clinton Ave 802-773-7446
- Tom DePoy 145 Stratton Road 802-786-3599
- Tom Donahue 21 Laverne Drive 802-775-6018
- William Notte 8 Orchard Drive 802-779-6369
- Cheryl Hooker 11 Royce Street 802-775-5462
- Peg Flory 20 North Street 802-345-9734
- Carl Mazzariello 11 Harvard Street 802-775-4672
- George Hooker 11 Royce Street 802-775-5462
- Mary Howard PO Box 6592 802-775-1125
- Maureen Sullivan 129 Dorr Drive 802-775-6675

POLICE COMMISSION

(Appointed; 3 Year Term, exp. dates indicated)

- Dr. Luther Brown 56 South Main Street 802-775-6854 (2024)
- Peg Flory 20 North St 802-345-9734 (2025)
- Alis Headlam 20 Jackson Ave 802-747-3448
- Tony Romeo 97 South Street 802-775-1311 (2025)
- Sean Sargeant (Chair) 13 Sherwood Road 802-233-4083 (2025)

DEVELOPMENT REVIEW BOARD

(Appointed 2021 – 3 Year Term)

- | | | |
|-----------------------------|--|--------------|
| • Stephanie Lorentz | llhlawsl@sover.net | 802-775-0128 |
| • Michael McClallen (Chair) | 48 Williams Street | 802-558-8270 |
| • Al Paul | al2al123@yahoo.com | 802-775-5955 |
| • Jim Pell | 2 Woodland Drive | 802-236-0811 |
| • Steve Wilk | 2 Elmwood Avenue | 802-236-4004 |

PLANNING COMMISSION

(Appointed; 4 Year Term)

- Alvin Fiegel afiegel@nbarchitects.com 802-773-8647
- Patrick Griffin patrickgriff@gmail.com 973-903-3851
- Rebecca Mattis (Chair) mattis4alderman@use.startmail.com 802-773-3535
- Dave O’Brien vtdobrien@gmail.com 802-522-0917
- Sara Roy saraharoy555@gmail.com 802-558-3686
- John McCann McCannforalderman@gmail.com 802-342-4575

RUTLAND HOUSING AUTHORITY

(Appointed; 5 Year Term, exp. dates indicated)

- Karl Anderson (Vice Chairman) 73 Sunset Rutland Town 802-773-4700 (2022)
- Rev. Andrew Carlson 61 Evergreen Ave Rutland City (2023)
- Tina Johnson 1B2 Templewood Court 802-773-6784
- Kevin Loso (Executive Director) 5 Tremont Street 802-775-2926
- Kevin Markowski (Chairman) 66 Grove Street Rutland City 802-775-3221 (2024)
- James V. Richards Route 7 North Rutland Town 802-773-2843

RUTLAND REDEVELOPMENT AUTHORITY

(Appointed; 3 Year Term, exp. dates indicated)

- Edward Clark (Chair) eclark@nbarchitects.com 802-779-8027 (2025)
- Israel Mac info@macsteelvt.org 802-773-3842 (2024)
- Stephanie Romeo spr@rsclaw.com 802-786-1075 (2024)
- Ajay Shah ashah1084@gmail.com 201-248-1967 (2025)
- Mary Markowski (City Treasurer) marym@rutlandcity.org 802-773-1800
- x 239 Ex Officio
- Alderwoman Cheryl Hooker 11 Royce St 802-775-5462 (2025)

CEMETARY COMMISSION

(Appointed; 3 Year Term)

Thomas Giffin 61 East Washington Street (802)773-3253

PENSION BOARD

(Members from the Aldermen & School Commissioners)

Mary Markowski (Chair)	Marybeth Lennox-Levins (Chair)
Sharon Davis	Charlene Seward
Larry Cupoli	Cathy Soulsaa (Vice Chair)
Tricia O'Connor	John McCann
Alex Adams	
Carrie Savage	
Anna Tadio	

PENSION DEFICIT COMMITTEE:

Larry Cupoli - Chair
Carrie Savage – Vice Chair
Alex Adams
Tom Franzoni
Vacant School Commissioner

MAYORS OF THE CITY OF RUTLAND

John A. Mead.....	1893
Levi G. Kingsley	1894
John A. Sheldon.....	1895
Thomas H. Browne.....	1896
Percival W. Clement.....	1897-1898
William W. Ripley	1899
John D. Spellman	1900
J. Burton Hollister	1901
David W. Temple	1902-1903
Jack S. Carder	1904
J. Forest Manning.....	1905
Charles E. Paige	1906
Rollin R. Richmond	1907
Henry O. Carpenter	1908-1910
Percival W. Clement.....	1911-1912
Charles L. Howe	1912
Henry C. Brislin	1913-1914
Bert L. Stafford	1915-1916
Henry C. Brislin	1917-1918
James C. Dunn	1919-1926
Arthur W. Perkins	1927-1934
Henry H. Branchaud.....	1935-1938
Henry B. Carpenter	1939-1942
Wayne N. Temple	1943-1949
Dan J. Healy	1949-1957
Francis F. Waterman.....	1957-1959
Dan J. Healy	1959-1961
John J. Daley	1961-1965
Harold J. Nichols.....	1965-1971
William H. Foley, Sr.....	1971-1973
Gilbert G. Godnick	1973-1981
John J. Daley	1981-1987
Jeffrey N. Wennberg	1987-1999
John P. Cassarino	1999-2007
Christopher C. Louras	2007-2017
David Allaire.....	2017-2023
Michael P. Doenges	2023- Present

CITY ASSESSOR'S OFFICE

ASSESSOR'S REPORT

The Assessor's report is dedicated to my friend and mentor Barry J. Keefe. Barry passed away on April 10, 2023. He was dedicated to serving the Rutland City residents as Assessor for 27 years and I miss his wisdom and sense of humor every day.



REAPPRAISAL:

The City of Rutland was issued an order by the State of Vermont Tax Department to complete a city-wide reappraisal. I am working through that process with the State and expect to have more information in the coming months on what the time line is to complete the reappraisal.

REMINDERS:

BUSINESS PERSONAL PROPERTY: All businesses need to return to the Assessor's office their business personal property Return to ensure that you are being billed accurately. The rendering or request for filing is sent out by the Assessor in January and is due by April 20th; please keep an eye out for the mailing from the Assessor's office.

HOMESTEAD: Taxpayers that own and occupy a residence as their primary dwelling on April 1st must file their HS-122 Homestead Declaration every year.

VETERANS EXEMPTIONS: Veterans that meet the criteria for an exemption as defined by the Office of Veterans Affairs must complete the application every year to qualify. Please contact www.veterans.veterans.gov for more information.

Katie Langlois
City Assessor

ANNUAL REPORT FOR BUILDING DEPARTMENT

The Building department is excited to introduce a new member, Michelle Delpha. Michelle came to us from the Treasurer's Office and has been working for Rutland City since 2017. She has made a great addition to our team as the Office Coordinator and a great colleague.

The rest of our team consists of:

Michael Brookman- City Health Officer/ Assistant City Building Inspector

Rhonda Hart- City Code Enforcement Officer/ Assistant City Health Officer

Kevin Blongy- Part-time Assistant City Code Enforcement Officer/ Assistant City Building Inspector

Katie Langlois- City Assessor

Andrew Strniste- City Zone and Planning Administrator

Mark Sadakierski- City Building Inspector

Every day is a different and new challenge for our team members. I commend the team with all the hard work they do every day.

We are still seeing an increase in house sales and rental tenants moving. We have started a short-term rental registry at the city and a new fee schedule for Certificate of Occupancy, Permits, etc. All applications can be done on the City's website at rutlandcity.org or come visit us in city hall on the second floor the Building and Zoning Office to use our stand-alone computer to apply.

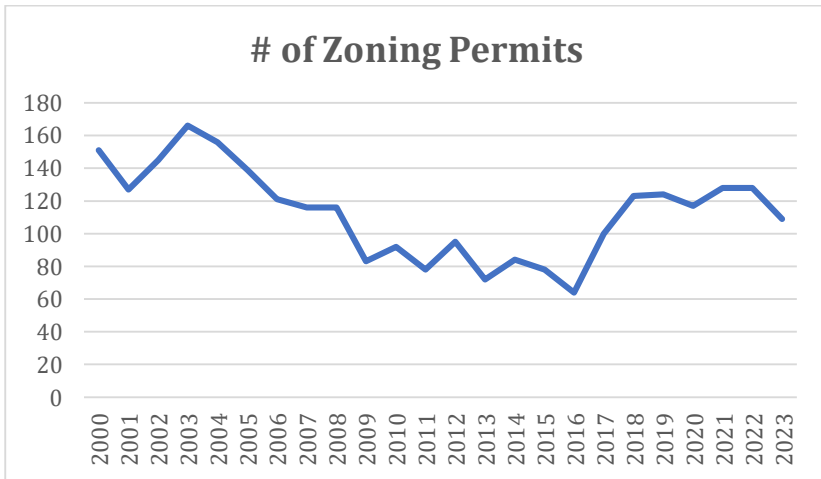
Please change your smoke alarm batteries, test regularly for function, and also check the expiration date of your detectors. Please DO NOT remove your detectors; if you have issues with or questions about smoke alarms call the Fire Department or this office.

The residents of Rutland City have become aware of the importance of building permits and COs with their properties and rentals. This department teams with other departments in the city to do our best to keep the people of Rutland City safe.

Respectfully submitted,
Mark Sadakierski, *Building Inspector*

PLANNING & ZONING DEPARTMENT REPORT

During FY 2022-2023 the number of zoning permits issued decreased from 128 permits to 109 Permits.



Over the past fiscal year, the Building & Zoning Department, in addition to the Department of Public Works and the Clerk's Office, has worked diligently towards digitizing its permit applications through GovPilot. Please visit the City's website and click "Permit Applications & Forms" on the left side to access those applications forms. The Department also continues its efforts to register Short-Term Rentals through GovOS.

Over the course of the next fiscal year, the Planning & Zoning Department will be seeking to add another member – an assistant zoning administrator, thus allowing the Staff to providing more planning assistance and services. Moreover, the Department continues to oversee the proposed revisions to the City's zoning regulations. The Commission is making substantial progress on the revisions with efforts to finish the rewrite next year. As a reminder for zoning permit applicants anticipating review by the Development Review Board (DRB); applicants are strongly encouraged to coordinate with the Department of Public Works prior to submitting a DRB application in an effort to resolve issues at the beginning of the process rather than towards the end.

We also welcome Michelle Delpha from the Treasurer's Office to our team (Mike Brookman, Rhonda Hart, Mark Sadakierski, Kevin Blongy and Katie Langlois). Thank you, Susan Clark (who has moved to the City's Clerk's Office), for all of your help over the past years in the Building & Zoning Department.

Please do not hesitate to call our offices should there be any questions, comments, concerns or suggestions relating to the Planning & Zoning Department.

Respectfully submitted,

Andrew Strniste
Planning & Zoning Administrator

REPORT OF THE CEMETERY COMMISSION

To the Mayor of Rutland, Honorable Board of Aldermen and the Citizens of the City of Rutland:

Rutland City has the responsibility for the maintenance of the following city cemeteries; West Street Cemetery, North Main Street Cemetery, House of Correction's Cemetery located behind Northwest School, and the Poor Farm Cemetery located at the transfer station off Gleason Road. Access to the West Street and North Main Street Cemeteries are available upon request from Rutland City Hall, Rutland Recreation Center, or from the city cemetery commissioner upon request.

In October of 2022, individual(s) entered the West Street Cemetery and damaged close to 50 monuments. Many of them had been newly-repaired by the cemetery commissioner and local volunteers. They also pushed stones off the front of the vault and destroyed a large nearby monument. It is unfortunate that this cemetery continues to be the target of vandals.

The City of Rutland was fortunate to have several community organizations volunteer their time in Rutland's historic burial grounds. Rutland Rotary South and Rutland City Rotary combined forces and spent a morning working in the Rutland North Main Street Cemetery. They cleaned monuments, straightened/repared stones and did a general cleanup of this historic Rutland burial ground.

The General Electric Veteran's Network, led by Rosanna LaCross, spent a work day at the West Street Cemetery. Having close to 100 volunteers working at the cemetery on the Friday before Memorial Day was incredible! They repaired much of the vandalism damage from last October, raked and bagged a few hundred bags of leaves and filled a city dump truck up twice, with brush and debris. The GEVN also paid for and installed a state-of-the-art solar light on the veteran's flag pole in front of the cemetery. A barbeque lunch was provided by the GEVN for all the volunteers.

Rutland Moose Lodge 1122, for the **3rd year in a row**, had their members working in the West Street Cemetery. The volunteers cemented monuments to bases, epoxied stones and cleaned many monuments in the cemetery. They also provided a well-received barbeque at the Moose Lodge for all the volunteers. The Moose have already scheduled another work day for 2024. Thanks to Moose Lodge 1122 President, Len Downy, for his continual support this yearly cemetery event.

Rutland Dismas House has been mowing the House of Corrections Cemetery for the last two years. Thanks to Dismas Director, Eric McGuire, and the residents of Dismas House for maintaining this city burial ground.

The Rutland Middle School Enriched Studies Program, which has been on hiatus due to Covid issues, once again spent time working in North Main and West Street Cemeteries. Thanks to Rutland Middle School Social Studies teacher, David Cornwell, for his willingness to continue this program with RMS students.

The Ann Story Chapter of the Daughters of the American Revolution continues to place the flags on the veterans' graves before Memorial Day. This year they had assistance from the Rutland Rotary South, Rutland City Rotary and the General Electric Veteran's Network.

We have had visitors to the city cemeteries. One family came from California to find their ancestors in the West Street burial ground. Keeping the cemeteries maintained does give out of staters a positive view of the city.

Rutland City Parks Director, Tyler Dahlin, and his crew have been outstanding in providing materials and support for all the projects that have been happening this year in the city burial grounds. They are also repairing one of the large monuments that was broken into many parts due to the recent vandalism. Most of the work that was accomplished this year in the city's burial grounds could not have been accomplished without the exceptional assistance from the Rutland City and Parks employees.

The large pine tree that has been documented as an issue in this report for over a decade has been pruned and hopefully is no longer a threat to the monuments in the West Street Cemetery. Thanks to Rutland City Forester, Tim Smith, for tackling the pine tree and for his attention to the trees in the city cemeteries.

There continues to be concerns that need to be addressed by city officials. The existing fences in North Main Street and West Street need to be replaced. The House of Corrections Cemetery fence had tree damage and needs to be repaired. The vault in the West Street Cemetery is collapsing and needs immediate attention from the city. It has become a hazard to anyone in the cemetery. The recent vandalism to the façade of the structure has increased the probability of the wall to fail.

Rutland's old burial grounds are still in the long and tedious process of being restored. The old marble stones tell much of the history of our city. Veterans from all the colonial wars and many of the original settlers of Rutland are resting in these city's cemeteries. The commissioner encourages city residents or anyone interested in the history of Rutland, to assist in the restoration efforts. If any individual and/or group wishes to volunteer, please contact the cemetery commissioner.

Respectfully submitted,
Tom Giffin

Office of the City Clerk

To the Citizens of the City of Rutland:

It is my pleasure to respectfully submit the following Annual Report for the Rutland City Clerk’s office, for the Fiscal Year July 1, 2022 and ending June 30th, 2023.

Revenue:

The Clerk’s Office revenue for Fiscal Year 2022-2023 was \$216,448.00.

Vital Records:

All certified copies of Birth certificates, Deaths certificates and Civil Marriage licenses are available for \$10.00 per copy as set by the State of Vermont. Uncertified copies are available for \$2.00/copy.

Vital Records Recorded in Fiscal Year 2022-2023:

Births.....	355
Deaths.....	493
Civil Marriages.....	120

Land Records:

All land records are available for \$1.00/page for each copy. Certified land records are \$10.00/page and vault time is charged at \$4.00/hour.

Recording Fees:

10,655 pages of land records were received and recorded. There were 624 Property Transfer Tax Returns (PTTR). The cost of recording land records is \$15.00/page, (excluding PTTR which is \$15.00 per document) as set by the State of Vermont. Of this \$15.00/page, \$3.00/page is set aside for records preservation.

Business Licenses:

The City Clerk issued over 125 business licenses for Fiscal Year 2022-2023. Business Licenses are valid from May 1st until April 30th of each year.

Dog Licenses Issued:

871 dogs were registered. Dogs must be registered by April 1st of each year and a current rabies certificate is required. After April 1st, late charges apply.

Dog License fees are as follows:

Spayed/neutered fee before April 1st \$15.00; After April 1st \$35.00
Un-spayed/un-neutered fee before April 1st; \$20.00; After April 1st \$35.00.

The Clerk’s Office would also like to thank Animal Control Officer Tim Jones with whom we work closely to ensure all dogs are registered and vaccinated according to State law.

DMV Vehicle Registrations:

The Clerk’s Office processed 114 registrations.

Elections:

The Clerk’s Office maintains the Rutland City voter checklist, which has 11,148 registered voters. During Fiscal Year 2022-2023 there were three (3) Elections. The Clerk’s Office over saw the following elections:

Date	Election	Voter Participation
August 9, 2022	Primary Election	2,244
November 8, 2022	General Election	5,871
March 7, 2023	Annual City Election	3,044

I would like to thank all the Election Officials as well as my staff, who worked long hours, to ensure each election ran smoothly. Your extremely long days are greatly appreciated. I look forward to working with you all again.

Our website www.rutlandcity.org contains valuable information on all City Departments, Charter and Ordinances, Minutes of all Boards, Commissions and Committees as well as general information on the City of Rutland.

I am proud of the professionalism and hard work of the staff within the Clerk’s Office. Sara Magro (Purchasing Agent), Julie Tripodi (Land Records), and Susan Clark (Deputy City Clerk). This annual report summarizes their dedication and commitment to public service. However, it would be impossible for us to accomplish all we do without the support of many others. Thank you to our Elected Officials, Board of Aldermen, and our dedicated co-workers in all City Departments. It is truly an honor and privilege to serve the Citizens of Rutland City.

Respectfully Submitted,

Tracy L. Kapusta
Rutland City Clerk

Development Review Board

Annual Report – July 1, 2022 – June 30, 2023

To the Honorable Board of Alderman and Citizens of the City of Rutland:

The Development Review Board is pleased to submit the annual report for the fiscal year ending June 30, 2023. Board members are Michael McClallen, Chair, Stephanie A. Lorentz, Al Paul, Jim Pell, and Steve Wilk.

We issued ten (10) decisions during fiscal year 2022. The Hearings are scheduled on the 1st and 3rd Wednesdays of each month and are held in the evenings in the Aldermanic Chambers. The hearings are warned in accordance with State law. The Board's responsibilities include hearing zoning appeals, variances, conditional uses, site plan reviews, design control district reviews and subdivisions. Board wishes to thank the residents of the City of Rutland for their active participation in the public hearing process.

Michael E. McClallen
Chair

City of Rutland Fire Department

Annual Report

It is an honor to report on the status of the City of Rutland Fire Department during the period July 1, 2022 - June 30, 2023. Our thanks go to both Mayors Allaire and Doenges and the Board of Aldermen for their continuing support of this department. My thanks also goes to the members of this department for their selfless effort to serve the tax payers of this City. As your Fire Chief, I can assure you that your firefighters have answered the call to serve the citizens.

Personnel

As of June 30, 2023, the department roster had a compliment of 28 full-time personnel, 27 assigned to three shifts, and myself. One firefighter, Matthew Cook, resigned at the end of the year to follow his wife in her new job. We wish him well and await their return to the area.

CITY of RUTLAND FIRE DEPARTMENT
June 30, 2023

William E. Lovett
Chief Engineer/Emergency Management Director

A-SHIFT	B-SHIFT	C-SHIFT
Deputy Chief Seth Bride	Deputy Chief Scott Mangan	Deputy Chief Dan Gedney
Lieutenant Charles Regula	Lieutenant TJ Lacz	Lieutenant Nate Elwert

Career Firefighters		
Michael Barrett	Victor Miglorie	Michael Roy
Colin Fitzsimmons	David Werbinski	Kyle Robillard
Kyle Goodrich	Adam McIntosh	Timothy Clark
Arthur Howard	Justin Henderson	Dylon Flood
Zackary Ames	William Tracey	Peter Holmes
Abigail Lancour	Brian Porch	Corbin Shattuck
Jacob Corti	Nash Pelkey	Jenna Elliott

Fire Dept Physician
Dr. Richard Lovett Jr.

Department Chaplin
Lt. Gary Lambert

Fire Department Response-By the Numbers

The Fire Department responded to 876 “reportable” calls for service in FY 2023, reported to the National Incident Reporting System. This nationally accepted reporting protocol gathers data from fire departments across the country and by reporting incidents as listed, aids us in applying for federal grants.

Not included in this national report are the service calls, done by your department, daily:

- 560 Fire Alarms System Master Box Resets,
- 108 School Fire Drills,
- 231 Flag Details
- 60 Car Seat Installations

Rest assured, we will continue to do those calls and respond to new issues as they develop.

The “reportable” incidents are classified as follows:

<u>Incident Types</u>	
<u>Fires</u>	
Building Fires:	30
Cooking Fire, Confined to Container:	20
Chimney Fires:	2
Boiler Malfunctions:	9
Trash or Rubbish Fire, Contained:	2
Combined Motor Vehicle Fire:	8
Wildland, Brush, other Outside Fires:	12
Dumpster or Other Outside Trash Receptacle Fire:	1
Outside Equipment Fire:	1
<u>Rescue & Emergency Medical Service Incidents</u>	
Medical Assist, Assist EMS Crew:	58
EMS Calls:	6
Motor Vehicle Accident with Injuries	26
Motor Vehicle Accident – No Injuries-	32
Motor Vehicles General Cleanup:	37
Lock-In:	1
Ice Rescue	2
Extrication Rescue, Other:	2
Extrication of Victim(s) from Vehicle:	1
Removal of Victim(s) from Stalled Elevator:	5
Swift Water Rescue:	1
Electrocution Rescue:	0
Animal rescue	5
<u>Hazardous Condition (No Fire)</u>	
Gasoline or Other Flammable Liquid Spill:	10

Gas Leak (Natural Gas or LPG):	11
Oil or Other Combustible Liquid Spill:	8
Chemical Hazard:	1
Carbon Monoxide Incident:	14
Electrical Wiring or Equipment Problem	3
Heat From Short Circuit (Wiring):	3
Overheated Motor:	6
Breakdown of Light Ballast:	1
Power Line Down:	11
Arcing, Shorted Electrical Equipment	10
Building weakened or Structural Collapse	3
Biological Hazard, Confirmed or Suspected:	6
UNAUTHORIZED BURNING	49

Service Calls

(Water leaks or removal, animal rescues, Agency Assists, lock-outs)	86
---	-----------

Good Intent Calls

(Dispatched & cancelled, no incidents found, unfounded smoke or hazmat investigations)	120
--	------------

False Alarms & False Calls

Municipal Alarm System Malicious False Alarm:	28
Sprinkler Activation Due to Malfunction:	7
Detector Activation due to Malfunction:	45
Sprinkler/Detector Activation, No Fire, Unintentional:	136
Carbon Monoxide Detector Activation, No CO:	29

Severe Weather & Natural Disaster

Flood Assessment:	11
Wind Storm Assessments:	9

Mutual Aid Responses

Mutual Aid Given:	16
Automatic Aid Given:	2
Mutual Aid for structure fires:	6

Equipment

Engine 2: 2014 Pierce Velocity Pumper 2000 GPM Pump, 1250 gallon Tank
 Engine 3: 2022 Ferrara 1500 GPM FC 94 Pumper, 1000 gallon tank
 Engine 4: 2018 Pierce Enforcer Pumper, 1000 gallon tank

Ladder 1: 2001 American LaFrance 75' Quint 1500 GPM Pump, 500 Gallon Tank
Tower 1: 2020 Ferrara 100' Tower Ladder with 2000 GPM Pump, 300 Gallon Tank
Utility 5: 2019 Ford F-350 4 X 4 Pick Up with Liftgate & Snowplow
Car 6: 2017 Ford F-350 4 X 4 Pick Up

One project we've returned to is the yearly purchase of firefighter protective clothing. By purchasing a certain number of garments each year, we avoid the sticker shock of buying all members gear, together. COVID, and the associated material supply shortages have made this challenging, but with the help of the City Treasurer Markowski, we were able to get this done by June 30, 2022.

In January 2022, I asked the Board of Alderman for \$250,000 from the City's ARPA Money for the replacement of the stations radio system, which had failed in the previous fall. DC Daniel Gedney, assisted by other officers and firefighters, worked to remove the outdated console, consolidate the fire alarm system equipment, update the stations fire alarm system, phone system and prepare the dispatch room for the new radio consol. Their efforts save funds that were used on this project.

Services Provided

The department provides a municipal fire alarm system, fire suppression services, emergency medical assistance, fire prevention, public education, hazardous materials operations, and decontamination. In addition, we have teams trained and equipped to respond to swift water and boat rescues, technical rescue incidents involving extrication from heavy vehicles and machinery, structural collapse, rescue from confined spaces, trench collapse rescue and can perform high and low angle rope rescue operations.

This year, we renewed our commitment with the State of Vermont Urban Search and Rescue Team by signing a new Memorandum of Understanding (MOU). Members of this department will respond to the call for help, as part of the Vermont Task Force 1, a state support team trained in multiple technical rescue disciplines. While gone, our members are State Employees, on the State payroll, with back coverage paid through this agreement. The training and experiences they receive are invaluable to our community

Those skills were utilized by our members to serve our community, this year. By assisting local businesses, by providing on-scene rescuers during maintenance procedures, and assisting our Mutual Aid Community, we lessened the risk to first responders, as well as the time they wait, for assistance.

The department provides contract fire protection to the Town of Mendon, several large businesses in Rutland Town and has a contract with the State of Vermont for Airport Rescue Firefighting (ARFF) services at the Rutland-Southern Vermont Regional Airport.

We provide safety and fire protection for the Vermont State Fairgrounds and for the promoters using the facility. We also responded to assist our neighboring fire departments through the Rutland County Fire Mutual Aid Agreement. This agreement has become the model for the state, where each community commits to assist their neighbors, in times of need. Mutual Aid Fire Departments have requested help with fire suppression, vehicle and machinery extrication, technical rescue, Safety Teams and forest fire suppression. In turn, the Towns of Rutland, West Rutland and Clarendon came to our requests for help.

In addition to emergency duties, members maintain apparatus and equipment. Their efforts are noticeable in many ways. The fire station and grounds benefit from their commitment to the taxpayers, and with their collective abilities, making many projects possible, with limited or non-existing funds.

The department also assists with school ride-a-long programs for Rutland, Mill River and Fair Haven High Schools. These outreach programs focus on students interested in a career as a firefighter, where they experience our job, through firsthand observation. Job Shadow, the Rising Leader Program and other community promotional efforts, such as National Night Out and Project Vision are welcomed by the students and your firefighters. These initiatives have far reaching benefits. Many of our present and past members were first attracted to the fire service, with these first contacts. We will continue these exposures and foster these individuals, as they move into the work force.

Master Box Checks: The fire department performed master box resets on 560 occasions in FY 2023. Once fire alarm or sprinkler system maintenance is performed on a building that has a master box, by a private contractor, the department checks and resets the box to ensure proper alerting directly to the station.

Four times a year, your firefighters perform box checks on 147 Gamewell fire alarm boxes. These mandated checks confirm that each box transmits its signal to the City Fire Station.

School Fire Drills: The department assisted with 108 school and daycare fire drills in FY 2023.

American Flag Details: The fire department is responsible for the care, maintenance, raising and lowering of 11 City owned American Flags throughout the city. The department raised and lowered those flags on 21 occasions in FY 2023, totaling over 57.5 personnel hours and 231 total visits to the flags. Flags are typically lowered by order of the Mayor, for a Line of Duty Deaths, the Governor or the President of the United States.

Smoke Detector Battery Replacement: Did you know your fire department can assist with replacing smoke and carbon monoxide detector batteries for citizens, unable to do so on their own? Our priority is for our citizens to be adequately protected by their smoke and carbon monoxide alarms in case of a fire. If we find a detector that needs its battery replaced and the

occupant is unable to replace one on their own, and no one else is responsible for the detector's maintenance, we do so without hesitation, in order to protect our citizens.

Training & Education

Typically, each firefighter spends many hours of the day training and presenting public education programs to both school aged and senior citizens.

Our ability to seek outside training was greatly diminished by the COVID pandemic, but a return to a "new normalcy" has occurred. Training styles and modalities have evolved, and your firefighters engaged these new mediums. They met and exceeded their training requirements. The department members gained a total of 3746.25 hours of training in 2023.

Child Safety Seats: The fire department is a Safe Kids Vermont Fitting Station for child safety seats under the Vermont Department of Health. The Department holds a stock of state funded car seats which we provide to citizens around the county who provide a Voucher from the State of Vermont. We have seven (5) Nationally Certified Child Safety Seat Technicians across all shifts to assist the public with their needs. Our technicians participate in Statewide Car Seat events and reciprocally, other technicians from around the state come to assist us in Rutland. In FY 2023, the department installed a total of 60 car seats for the citizens of Rutland County, a stark increase in the numbers above last year.

Rutland County TRIAD: The fire department has regularly partnered with the Rutland County Sheriff's Department, in community risk reduction, by joining Lynn Tucker at various senior living facilities throughout the city, providing fire safety education across all spectrums including cooking fires, evacuations, candle and heater safety, carbon monoxide, burn prevention, holiday fire safety, etc.

Open Burning

We receive numerous complaints about people burning anything from brush to trash in the city. The following information is provided regarding open burning within the City of Rutland. Open burning is **not** permitted without a signed permit from the Chief Engineer. Such permits are **only** issued for the occasional bonfire at a school or college or for municipal emergency situations. Cooking fires are permitted outside but only by using charcoal or LP gas for fuel. If an outside fire is creating a nuisance, it may be ordered extinguished by the department. In FY 2023, the department responded to 49 unauthorized burning complaints.

The burning of trash, painted/treated wood, shingles, tires and similar materials is prohibited by state law. Persons who have unpermitted fires or are burning illegal materials are subject to being issued a ticket for violation of the open burning ordinance and may be subject to additional state enforcement actions.

Fire Prevention

We encourage all residents to police their property. Unnecessary storage of unwanted materials has become a problem in some homes. Improper storage of gasoline powered tools

also causes concerns. Clean your chimney often and service your furnace or heating appliances annually. Your smoke and carbon monoxide detectors should be tested monthly. Batteries should be changed bi-annually, and the detectors should be replaced at least every 10 (ten) years. Have you checked yours, lately?

Remember the best defense may be gained by a good offense. Be pro-active when dealing with the safety of your family and property. If you have a question don't hesitate to call your fire department at (802)773-1812. We will gladly answer your home and fire safety questions, and if we can't, we'll find someone who can!

On behalf of the members of the Fire Department, I would like to thank Mayor Allaire, the Board of Aldermen, Rutland City Police Department, Department of Public Works, City Hall personnel, Rutland Recreation Department, the School Department, and all city officials and employees who assisted the Fire Department in any way during the past year. Our thanks, also, to the citizens of our city for their continued support of the Fire Department and our efforts at improving your quality of life and safety in our community. Finally, a very special thank you to our mutual aid partners for their continuing assistance. When we need assistance dealing with an incident, they respond professionally and with great enthusiasm and we look forward again to assisting them in their time of need.

Respectfully,
William Lovett, Chief of Department

Emergency Management Directors Report

As the Emergency Management Director, I work to make sure the City of Rutland has the training and access to the resources needed to handle emergency situations that may affect the City of Rutland. The City strives to plan for and anticipate emergency problems before they impact our infrastructure. The Local Emergency Planning Commission (LEPC) has been an invaluable asset in that regard.

The protection of our watershed is of the utmost importance and your fire department routinely works with the Department of Public Works, and the Rutland City Foresters who all work to protect the watershed.

I'm pleased to report we did not have a reason to open the Emergency Operations Center, this past year. With the assistance of Michael Brookman, Health Officer for the City of Rutland, we dealt with the effects of COVID on your City Employees on a one-on-one basis. His assistance was immeasurable, and his counsel was greatly appreciated by all, during the days and late at night.

I want to thank all the City Employees who directly met the challenges of the Pandemic. This team performed admirably and will continue to do so, for the citizens of our City.

Respectfully,
William Lovett, Fire Chief, City of Rutland Fire Department,
Emergency Management Director, City of Rutland

RUTLAND CITY POLICE DEPARTMENT

FY 2023 Annual Report

To the Citizens of the City of Rutland,

As we begin another year, it is my pleasure to provide you with a summary of activity that kept us busy over the past twelve months.

Despite the challenges the Department, and law enforcement in general, has faced, we have remained dedicated to protecting and serving our citizens through professionalism, courtesy, compassion and community partnerships. While many law enforcement agencies have had to curtail services and hours due to critical staffing shortages, we remain a full-service 24/7 agency our community deserves and expects.

The demand on police services has risen steadily over the past couple of years. Analysis of our calls for service indicates 25% of those calls are for non-criminal matters and likely do not require a response from a sworn officer. Under the direction of Commander Greg Sheldon, working with Project; Vision's Community Policing sub-committee, the Community Resource Specialist (CRS) position was created. You can learn more about the position in Commander Prouty's Project VISION summary later in this report. Commander Prouty, who retired from the Department in 2021, re-joined us in August 2022 as our first CRS. We have since added two more CRS positions to respond to our non-criminal calls for service.

While we ended the year with two more sworn positions filled than we had at the beginning of the year, there was much roster activity in the interim, with several hires and separations noted below. Of note, Commander Greg Sheldon retired after over twenty-one years with the City, leaving us to become the Hartford Police Chief. Congratulations Greg, and thank you for dedicated service to the City.

I want to thank the entire Department for all the work you do every day to serve our community. Your dedication and commitment to our mission is not just recognized and appreciated by the Administration here at the Department and at City Hall, but it is evident throughout our community. The sacrifices you make are unlike those most others are ever asked.

To our entire community and all those we serve, thank you for your expressions of support we receive throughout the year. It is exactly what sustains us.

As is the case most years, the Department experienced a number of personnel changes, including new hires, transfers, promotions, and retirements. Those changes, and highlights of some of our other activities, are as follows:

Retirees:

Gregory Sheldon 1/6/2023 (DOH 6/11/2001 = 21 ½ years)

New Hires:

Matthew Prouty – re-hired 8/1/22 as CRS

K9 King Nash – 1/4/23

Arun Dangal 1/30/23

Kelsey Parker 3/31/23

Misty Jax – Records – re-hired 4/3/23

*Jessica Ebbighausen 5/25/23; **EOW 7/7/23 – FY 24**

William Gaiotti – CRS 5/30/23

Promotions/Other:

Matthew Prouty – Commander 1/8/23

Tyler Tavares – Corporal 11/20/22

James Rajda – K9 Handler 12/28/22

Charles Whitehead – Commander 4/23/23

Transfers:

Eric Morgano – Records to Evidence 8/7/22

Crystal Murray – Dispatch to Records 8/29/22; Records to Dispatch 4/23/23

Kyle Dawson – Dispatch to CRS 2/19/23

Oscar Menjivar – Patrol to BCI 2/26/23

Sean Maguire – BCI to Patrol 2/26/23

Julie Fitzgibbons – Dispatch to CRS 5/14/23

FY 23 - Graduated VPA Level III:

Chad St. John 7/15/22

Anthony Carapezza 12/16/22

Arun Dangal 6/2/23

Animal Control Hearings

8/18/22

8/25/22

11/15

2/2/23

4/25/23

5/9/23

6/20/23

Other FY 23

AXON Body Cameras

Food Truck Mixer

Coffee with a Cop

Coffee with Cops & Kids

National Night Out

Shop with a Cop

RCPD & BPA Awards & Memorial Ceremony 5/16/23

Respectfully,

Chief Brian Kilcullen

PATROL DIVISION

Commander Charles Whitehead

The Rutland City Police Department's Patrol Division continues to be committed to public safety within community. We continue to struggle with staffing shortages all while trying to cover shift vacancies and maintaining responsive and professional interactions with the public. Our officers have really stepped up and continue to work tirelessly to provide police services to the city. From July 1, 2022 until June 30th, 2023 the Rutland City Police Department's patrol division responded to approximately 10,911 calls for service. We continue to interview potential new hires in hopes of raising our staff levels back to an appropriate operating level.

Included in the Patrol Division is our Dispatch Center which consists of 6 full time dispatcher positions. Over the last year we have had two dispatchers step down from their positions, one leaving the department due to personal reasons and the other moving to a different position within the department. Currently we have two dispatcher vacancies we are in the process of filling.

The past year has proven to be a challenge for our department as a whole and the patrol division based on staffing shortages and the seriousness of crimes we are responding to. We are committed to holding ourselves and others within our division to a standard that aligns with our department's core values and mission.

Sincerely,

Commander Charles Whitehead

PROFESSIONAL STANDARDS DIVISION

Commander Sam Delpha

I have been the Commander of the Rutland City Police Departments Professional Standards Division since January of 2022. This division includes all of the Bureau of Criminal Investigations detectives, evidence custodian, records clerks and the staff operations specialist.

Our goal is to bring the most professional service to the people who live work and visit in our great community. We continue to work through a staffing shortage and our employees are going the extra mile to make sure those services and the safety of our citizens continue.

The Rutland City Police Department continues to search for qualified candidates to become the next generation of leaders within our department. We have a rigorous background process that takes time to find those qualified men and women who meet the needs of the community, and also meet our minimum standards. There are plenty of career opportunities within the Rutland City Police Department. In this last year, we continued to see a blend of local and out of state applicants who have been great additions to our team and community.

Over the past year, the Rutland City Police Department's Bureau of Criminal Investigations has handled many cases to include frauds, sexual assaults, aggravated assaults/stabbings, death investigations, armed robberies, drug investigations and homicides. Our team of Detectives have worked alongside our local partners to include the Child First Advocacy Center, DCF, Vermont State Police, the Southern Vermont Drug Task Force, the Rutland County Sheriff's Office, the Rutland County State's Attorney's Office, Probation and Parole and other local law enforcement agencies. We continue to work with our federal partners to include HSI, FBI, DEA, US Marshall's and the United States Attorney's Office. These partnerships continue to be effective and have resulted in successful prosecutions keeping individuals accountable for their criminal actions.

Our team has seen a transition this year as Detective Sergeant Charles Whitehead was promoted to Patrol Commander. Our team is currently supervised by Sergeant Jon Dickerson, and also consists of Detective Corporal Adam Lucia, Detective Tyler Billings, Detective Oscar Menjivar and our evidence custodian Eric Morgano. Our team has also been assisted by our criminal intelligence analyst Nathan Thibodeau. The team has been very proactive working many extra hours keeping the community safe. In addition to their case load, our team is also tasked with the background investigations of all our new employees.

Our records department consists of Records Clerks Nora Moore and Misty Jax. They have done tremendous work providing fantastic service to our employees, our community and other agencies. Our records team processes hundreds of cases for prosecution each year, to include additional court related paperwork for pre-trial preparation and hearings, and thousands of other reports for non-criminal calls for service, motor vehicle crashes, motor vehicle tickets and warnings and keep everything organized so the Rutland City Police Department can continue

to efficiently and effectively provide the quality of service to our community and all of our partners.

Our Staff Operations Specialist Ryan Brady works hard every day to make sure all of our equipment, technology and supplies are up and running. He spends countless hours taking care of building and vehicle maintenance, and making sure our applicants, new and current employees have everything they need for training and to get the job done. Ryan also spends time coordinating our third party vendors and making sure the daily needs of the department are fulfilled.

Thank you to all of my team for all that you do every day.

And of course, thank you to the community who have continued to show outstanding support for the Rutland City Police Department. It is wonderful to work in a community who you know supports you. We will continue to work as a partner with you to help make this community a great place to live work and visit.

Thank you all!

Commander Sam Delpha

Project VISION

Commander Matthew Prouty, Executive Director

As the Executive Director of Project VISION and the Commander of Outreach for the Rutland City Police. I want to thank now Chief Gregory Sheldon of the Hartford Police Department, for his efforts and his support. Chief Sheldon did a tremendous amount of work to get our Community Resource Specialist position created and up and running.

Project VISION

Project VISION meets on the second Thursday of each month from noon to approximately 1:30pm. This past year we were without a Project VISION chair for quite some time but now have Co-Chairs Adam Sancic and Kiana McClure. Both of these individuals are professionals with tremendous talent and I look forward to working with them this year.

Project VISION has two main committees working at this time. The Health Committee, chaired by Jamie Bentley from Rutland Regional Medical Center and Community Policing, chaired by me and Pat Hunter. There are also several sub-committees. This past year I have asked the VISION partners to focus on prevention and intervention initiatives to reduce deaths from accidental overdose and to invest training time in prevention strategies, to include domestic/sexual violence prevention and suicide prevention. We are an abundant community filled with talented people. We recognized that providers in multiple professions are burning out. Kheya Ganguly provided services to Project VISION and we were able to host two separate trainings related to combating compassion fatigue.

Project VISION has some very exciting initiatives in the works. If you are interested in participating, please reach out to me at matthew.prouty@vermont.gov Project VISION has two core values. We agree to have a renewed focus on the positive and to collaborate for the greater good.

Community Response Team (CRT)

The Community Response Team is comprised of CRT SGT Jason Williams, Community Police Officer Emilio Rosario, Animal Control Officer Tim Jones, School Resource Officer Ernest LaGuardia, Crime & Data Analyst Nathan Thibodeau, Community Resource Specialists Kyle Dawson, William Gaiotti, and Julie Fitzgibbons.

For most of FY23 there was only one assigned CRS position. I worked in that position from August 2022 to January 2023. Kyle Dawson then transferred from dispatch to the CRS position. Since then we have added William Gaiotti and Julie Fitzgibbons.

The Community Resource Specialists are assigned non-criminal cases that require a response from the department but do not require a certified police officer. The Community Resource Specialist work with community partners in hopes that together we can improve our quality-of-life outcomes for our citizens. This is very challenging work. The CRS's are supervised by the Community Response Team Sergeant, Jason Williams.

Community Policing Officer Emilio Rosario is assigned to the Downtown Beat. He is responsible for parking enforcement in the downtown and is also assigned to support the state Treatment Court. SRO Ernest Laguardia is the School Resource Officer for all our city schools. ACO Timothy Jones is our Animal Control Officer tasked with enforcing city ordinance related to pets. Nathan Thibodeau is our Crime and Data Analyst and is responsible for collecting and analyzing department data for the Chief of Police.

The CRT collaborate with the Rutland County Turning Point Center and the Adult Substance Use Treatment Program with Community Care Network to assist citizens with accessing treatment or connecting with a recovery coach. This fiscal year the CRT also initiated a shower/laundry initiative with the support of the Housing Trust of Rutland County and the United Way to provide access to shower/laundry facilities to our homeless population. This initiative is helping the outreach division connect people to appropriate services and build relationships, both with citizens in need but also with service providers who have clients that could benefit from this program.

This has been a challenging year. I want to thank the citizens of the City of Rutland for supporting our outreach efforts.

Respectfully,

Commander Matthew Prouty

I hope this report provides you with an understanding of how the department is structured, how it operates, and what has kept us busy throughout the past year. On behalf of all the members of the Rutland City Police Department, thank you for allowing us to serve you. It is a privilege and honor to do so.

Respectfully,

Chief Brian A. Kilcullen

DEPARTMENT OF PUBLIC WORKS

To the citizens of the City of Rutland,

I respectfully submit the following annual report for the Department of Public Works for the fiscal year ending June 30, 2023.

It is an exciting time for our city as many large-scale overdue projects have either been completed or have moved forward in the design process. From new culverts, water main replacement, MS4 compliance projects, CSO overflow abatement projects, paving, sidewalks and curbing, it is our hope that the efforts and hard work put forth by the Department of Public Works will make our residents proud of our community every day. I see firsthand the skill and dedication of our team to make this city a better place to live, work and play.

Not only do I want to acknowledge and thank the crews who work to maintain and improve our infrastructure, but also the employees that you don't necessarily see. The water and sewer plant operators working around the clock to keep the plants running smoothly and provide clean water, our mechanics who keep our equipment running and safe, and our office staff who keep us organized and running smoothly.

We would like to thank the citizens of Rutland, Mayor, Board of Alderman and all the other city departments for their help and support throughout the year.

Respectfully,

Robert Protivansky
Commissioner of Public Works

Engineering Division

The Engineering staff is involved with many day-to-day activities including the preparation of design plans, bids and specifications, issuance of water and sewer allocations, applications for design and construction grants, review of proposed plans for building permits and DRB applications, and the creation of seasonal construction plans and long-term infrastructure capital plans. At prescribed intervals, the department also performs inspections including landfill post-closure monitoring, combined sewer overflow (CSO) monitoring, annual city bridge and culvert inspections and various stormwater permit inspections and compliance activities. Assistance is provided upon request to many private sector projects within the City. Services often include the dissemination of City utility information to design consultants and property owners wishing to develop or redevelop properties.

The Engineering Division also provides engineering and technical support to each division within the Department of Public Works as well as to other departments within City government when requested.

The Engineering Division assumes the role of project management for all active DPW permitting, design and construction projects occurring within the City. An update for all active projects during this fiscal year are as follows:

2023 Bond Articles

Three DPW infrastructure bond Articles valued at a total of \$7.85M were placed on the ballot and approved by voters on March 7, 2023. The three Bond Articles were as follows:

Bond Article No. 1 - \$3.5M Public Highway Improvement Projects

(\$1M paving, \$1M sidewalks & \$1.5M structures)

These paving and sidewalk funds will allow the increased level of road rehabilitation performed over the last three years to continue. The additional structures funds will address an estimated shortfall so that the two remaining culverts from the 2019 Structures Bond (Grove St & Lincoln Ave) can be replaced.

Bond Article No. 2 - \$2.5M Water Distribution Main Improvement Project

These funds will be used to replace obsolete water mains. Water mains located below streets that have very poor surface conditions that require rehabilitation will be targeted. A Request For Proposals (RFP) was advertised on June 26, 2023, to design the water main replacement segments. Once proposals are received and reviewed, it is expected that the design contract will be executed in the fall.

Bond Article No. 3 - \$1.85M Pollution Control & Wastewater Improvement Projects

These funds shall be used to fill estimated shortfalls in the Moon Brook Pond Modification Project (\$750k) and the Meadow Street Sewer Separation project (\$1.1M).

2019 Bond Article No. 1 - \$7.4 Million Wastewater & CSO Improvement Projects

Northwest Neighborhood Sewer Separation Project - Phase 1A

All warranty issues including the spalling of several sidewalk segments located throughout the project were satisfactorily repaired by the general contractor.

Meadow Street Stormwater Separation Project

An Engineering Services Agreement was executed with Aldrich & Elliott on March 9, 2023, to design and provide bid documents for this project.

2019 Bond Article No. 2 - \$3.0 Million Culvert & Bridge Improvement Projects

Allen Street, Grove Street, Church Street, Park Street, Lincoln Avenue Culvert Replacement and Grove St Bridge #25 Rehabilitation

The design of the Allen Street Culvert Replacement project was completed by DuBois & King, the City's Consultant, and the project was put out to bid. The construction contract was awarded to Belden Construction on June 16, 2022. Due to several factors including material lead time delays, construction began on May 22, 2023. The project is expected to be completed in the fall of 2023.

The design of the Grove Street Culvert Replacement project was completed and put out to bid. The project was awarded to Daniels Construction on March 30, 2023. The structural design submittals of the precast arch components have not yet been approved by the engineer. Because of this unanticipated delay, installation of this new bridge structure scheduled for the summer of 2023 might need to be postponed until the 2024 construction season.

Once the Grove Street Culvert Replacement Project is complete, the only remaining structure scheduled to be replaced under this bond is the Lincoln Avenue Culvert at Tenney Brook.

VT Department of Environmental Conservation (VT DEC)

Progress continued to be made regarding VT DEC matters as detailed below:

Moon Brook Pond Modification Project

The City's Consultant, SLR Engineers, advanced the final design of the Moon Brook Pond Modification Project. Major milestones achieved include the ownership transfer of the Piedmont Pond property to the City. In addition, all the necessary temporary and permanent construction easements at this location were acquired. At Combination Pond, it was discovered that two additional easements were needed once the Division of Dam Safety established the physical limits of the dam. The project will be put out to bid once the acquisition of these easements and construction permits are completed, and final design work and bid documents are prepared. This is expected to take place in the fall of 2023.

Municipal Separate Storm Sewer System (MS4) Permit

All necessary MS4 Application materials have previously been submitted to the State as required. VT DEC continued their work developing the City's Individual Permit. The City is expecting to receive the draft individual permit in the fall of 2023.

Phosphorus Control Plan

Fitzgerald Environmental Associates (FEA) and SLR Consulting completed their work preparing a Phosphorus Control Plan for the City. This work was made possible through a grant obtained from the Rutland Natural Resources Conservation District (RNRCD). The final report dated July 29, 2022, included project rankings and an implementation schedule, and was submitted to the Lake Champlain Basin Program.

2021 VTrans Small Scale Bicycle-Pedestrian Grant

The City received a \$75k grant to be used near Northwest Elementary School to make sidewalk safety improvements. This project was completed in the summer of 2023. Under this project, 1,340 lf of deteriorated sidewalk was replaced along Pierpoint Avenue and Crescent Street. In addition, the paved-over road shoulders were removed and replaced with curbed green belts to provide a safe buffer for pedestrians.

CSO Long Term Control Plan (LTCP)

Weston and Sampson Engineers completed the Long Term Control Plan, and the final report was submitted to VT DEC in July 2022. Twenty-two projects were identified in the LTCP. The total construction cost for all these projects was estimated at approximately \$140 million dollars. The Tentative Implementation Schedule (5-Year Plan) was comprised of eight separate projects. This plan was presented to and approved by the Board of Aldermen and was used as the basis of a new 1272 Order issued by DEC to the City.

Work began on the following projects that were part of the 5-Year Implementation Schedule.

CSO Check Valve Project

An Engineering Services Agreement was executed with Weston & Sampson on June 1, 2023 to design the check valves to be installed at the (CSO 001) Calvary Cemetery and (CSO 002) Home Plate outfalls. These check valves will eliminate backflow into the City's collection system when the creek levels rise above the inlet elevations of the overflow discharge pipes.

Connor Park Storage Project

An Engineering Services Agreement was executed with Aldrich & Elliott on March 9, 2023 to design this project. The conceptual design includes a one-million-gallon storage tank that will temporarily hold combined sewage during high intensity storm events which currently overflows into East Creek. After the storm subsides, this volume would then be pumped to the wastewater plant for treatment.

Urban and Community Forest Grant

The Engineering Department applied for a United States Department of Agriculture (USDA) Forest Service, Urban and Community Forestry Grant. One billion dollars of federal funding through the Inflation Reduction Act, was made available to qualified applicants throughout the country for the purpose of protecting, enhancing, and expanding tree canopy in urban settings, and to encourage long-term urban forest planning and management

The Engineering Department’s application specifically requested \$7.7M of funding to support the planting of trees throughout downtown, along both the Moon and Mussey Brook corridors, and within specific neighborhoods within the city’s limits that are considered as “disadvantaged”. Grants awards are expected to be presented in September 2023.

Road Reconstruction and Paving Projects

The Engineering Division assumes the role of project management for all road reconstruction and paving projects. Certain segments of the following streets were rehabilitated during the past construction season: *Jackson Avenue, Park Street, Killington Terrace, Westview Avenue, Giorgetti Boulevard, Grandview Terrace, South Street, Meadow Street, Saint Joseph Avenue, Forest Street, Cherry Street, Howe Street, Union Street, Chaffee Avenue, Greens Hill Lane, Smith Street, Summer Street, Maple Street, Crescent Street, Bellevue Avenue, Wendy Lane, & Northeast Drive.*

James A. Rotondo, *P.E. City Engineer*
Theodore Gillen, III, *E.I. Associate City Engineer*
Peter T. Kelley, *Engineering Technician*

Business Office

The Business Office staff includes:

Gail Gorruso, Business Manager
Kelsie Boudreau, Administrative Office Clerk
Cindy Moyer, Accounting Clerk/Payroll
Tyler Karnai, Meter Technician

This staff provides years of knowledge and experience with the highest level of customer service in responding to all requested Department of Public Works (DPW) related inquiries. Meter reading and utility billing is reviewed and processed quarterly. Meter installations/replacements, reading investigations, permit processing and all other general requests are scheduled daily.

The Watersmart Customer Portal has proven to be a vital tool for Business Office staff and our customers in reviewing accounts, “real-time use” and any unusual use alerts. Customer registrations totaled 53% by the end of fiscal year 2023.

Customers can register on this portal by visiting rutlandvt.watersmart.com using their utility billing account number. They can then view their account balance, billing history, use history and use analysis with recommended actions based on that analysis. They can enroll in unusual use alerts via email, voicemail or text message. During this fiscal year, over 5,000 customers were sent unusual use alerts. Customers can also manage paperless billing enrollment, pay their bill on-line, and contact this office through email. They can watch instructional videos regarding looking for leaks, installing high efficiency devices, and tips on using water more efficiently.

In fiscal year 2023, the City implemented a program called GovPilot. Customers can access this program through the City's website at www.rutlandcity.org, "Permit Applications & Forms". Here they can conveniently apply and make payment for DPW related permits. Customers are encouraged to access the City's website for up-to-date information and valuable resources.

Gail Gorruso, *Business Manager*

Forestry Division

Woodlands and Timber Management

Forested lands within the City's property holdings in Mendon are managed for multiple uses. Providing a reliable supply of clean water to the Water Treatment plant is the highest priority. This is accomplished by maintaining a healthy, productive forest, restricting motorized public access and minimizing soil disturbances from timber management activities.

Three additional stands of red pine timber containing 210,820 board feet were marked and put out for competitive bidding in June of 2021. The bids were required as lump sum bids and the highest bidder was awarded. Norm Brown Logging of Benson, Vermont was highest bidder at \$105 per thousand board feet. This sale has been completed during the fiscal year, marking the end of the red pine harvests within our watershed properties. Also, within this fiscal year 55,000 feet of mixed hardwood was harvested on 15 acres. The harvest was awarded to highest bidder Lathrop Forest Products of Bristol Vermont for \$15,201.96. The harvest area was affected by ice damage in the past 10 years, and all mature/damaged timber was removed to allow the residual stand to grow into a healthy, well stocked site. Revenues generated by these timber sales are deposited in the Water Fund and are used to defray expenses in managing and maintaining the City's watershed lands and the City's water supply system.

Future sales of timber will now focus on hardwood stands containing mature, valuable white ash trees in efforts to minimize economic loss due to the Emerald Ash borer. Urban Forest Management Managing Rutland's shade trees is a continual process that involves removing dead or dying trees, maintenance through structural pruning and replanting areas for the future.

During the fiscal year, 66 trees were removed. An additional 443 trees were pruned to improve form, aesthetics and public safety. A total of 16 supplemental support cables were installed, along with 3 brace rods to support structurally weak branch unions. Twenty-Seven stumps were ground and sites restored. One hundred sixty-six trees were planted during the fiscal year. Planting occurs both in the spring and fall within the streets right of ways.

The Forestry Division also continued to maintain countless miles of roadside and sidewalks from overhanging trees and brush to improve both pedestrian and vehicular travel as well as to promote better visibility of intersections and signs.

Rutland City earned its 31st anniversary as a Tree City, USA, and continues to be Vermont's longest running community awarded this honor. Our local Arbor Day took place at Stafford Technical Center with the preschool students. Sincerest thanks go out to all who have helped promote our community's trees.

City Forester Tim Smith continues to serve on the state of Vermont Urban and Community Forestry Council as well as the Stafford Technical Center's Natural Resource Program Advisory Council.

Any and all concerns of both private and public trees are welcome for review by our division. These concerns can be reported through calling public works or on the City's website through GovPilot, and the foresters will perform site visits.

Timothy Smith, City Forester and Arborist
Joseph Epler, Assistant City Forester and Arborist

Streets Division

The Street Department is responsible for street and sidewalk maintenance. This includes, but is not limited to, street sweeping, mowing, pothole/utility trench repair and snow removal. We also install, repair, and service all parking meters in Rutland's downtown area, along with repair, maintenance and replacement of all required street signs and poles.

The Street Department has spent a significant amount of time working with specialized contractors, and other Public Work Divisions, on the five million dollar paving and sidewalk bond that was approved by voters in 2020. The Street Department was involved with many facets of this project which included the removal of all curbs in preparation for a new concrete curbing, removal of compromised concrete sidewalks and establishing new greenbelts.

In addition to the removal and replacement of curbing and sidewalks around the city, multiple streets were repaved and reconstructed. The Streets Department worked with multiple contractors to repave the following streets: Jackson Ave., Howe St., Forest St., Chaffee St., Union St., Cherry St., South St., St. Josephs Ave., Meadow St., Green Hills Ln., Smith St., Crescent St., Bellevue Ave., Giorgetti Blvd., and Westview Ave.

During the 2022-2023 paving season the street department also a total reconstruction of Maple St., Park St., and Summer St. The road reconstruction projects consisted of the removal of 3-feet of unsuitable clay soil and the installation of a structural stone subbase We also began the reconstruction of Robbins St., which is set to be concluded during the 2024 paving season.

A total of 48 new ADA compliant ramps were installed at all newly paved crossings, along with the replacement of concrete sidewalks in all locations. The Street Department was responsible for removing and installing 1,870 feet of sidewalk on Maple Street, 813 feet of sidewalk on Summer Street, 110 feet of sidewalk at the City of Rutland’s Historical Society and 392 feet of sidewalk on Curtis Ave. The Street Department also replaced 90 feet of sidewalk on Pier Point Ave. in order to make sidewalk ADA compliant. Multiple locations of sidewalk on Crescent Street were removed and replaced.

Teaming up with Downtown Partnership and Recreation Department, the Street Department assisted in the installation of the Center Street parklets, and the colorful pavement markings associated with them.

In addition to repairing ditches from water and sewer repairs, paving, driveway aprons and potholes, over 1,100 tons of hot mix (asphalt) was used. A total of 118 tons of cold patch was used during the winter months as a temporary repair.

During the winter operations the division responded to several storm events, which resulted in the plowing and salting of city streets. The application of approximately 2,800 tons of treated salt was applied to the city streets and sidewalks.

Daniel MacIntyre, *Highway Operations Supervisor.*

Water Treatment Division

The City of Rutland’s Slow Sand Water Filtration Facility treated a total of 745,482,507 gallons of water during the last fiscal year. The chemicals used during the process were 1,500 gallons of fluoride, 1,500 gallons of zinc orthophosphate, and 12,775 gallons of sodium hypochlorite.

The Water Treatment Division has had some success combatting the Eurasian milfoil that has taken root in the reservoir. There are currently about 250 milfoil mats in the reservoir to try to stop the spread of new plants. Also, The City purchased a DASH (diver assisted suction harvester) boat to aid in the constant removal of milfoil in our reservoir. This has and will continue to be a major concern until we are able to rid the reservoir of this invasive weed for good.

In May 2023 Carbon Filtration Systems Removed twelve inches of old filter sand, and replaced it with new clean sand in Filter #3.

Since the second quarter of 2012, the City has been in compliance with federal haloacetic acid regulations. We are continuing to address the issues that affect our water quality in order to maintain this compliance.

We would like to thank Scott Taggart for his 35 years of service with the City of Rutland, and his twelve years as the Water treatment manager. We wish you well in your retirement. We appreciate the help from the other DPW Divisions throughout the year.

Water Distribution Division

The Water Distribution Division is responsible for the installation and maintenance of all water mains in Rutland City and maintenance of the water system for Rutland Town by contract.

The division is also responsible for the installation, service, repairs and flushing of approximately 650 fire hydrants in the City and Rutland Town twice a year.

We repaired 23 water main leaks and/or water main breaks this past year.

We installed 12 new iHydrant leak detectors which monitor pressure on a 24 hour basis giving us real time data and helping locate a water main break in a more timely manner. With these new iHydrants we now have a total of thirty two iHydrants located throughout the water distribution system.

We installed 14 New Fire Hydrants, 9 New valves, 5 new water taps, and repaired 19 Curb Boxes.

The Division also assists other departments as needed.

Wastewater Treatment Division

The Wastewater Treatment Facility is a 24/7/365 operation with operators working to treat wastewater and stormwater. This involves constant maintenance, repairs, and upgrades to equipment, buildings, and grounds.

In Fiscal Year 2023 we treated 1.62 billion gallons of combined wastewater and stormwater. The operators' professionalism and dedication to their jobs is impressive and everyone should be proud of their efforts and commitment.

Below is a list of major accomplishments for the WWTF from FY 2023:

1. Replaced 1,425 Feet of force Main Pipe from River Street Pump Station to the Waste Water Treatment Plant. We used 20" DR 11 High Density polyethylene pipe.
2. Cleaned out a 203,000 gallon digester at treatment plant.
3. Installed a new Variable Frequency Drive at River Street Pump Station.
4. Repaired aging/ Rusted flanges and bolts on suction side of pumps at River Street Station.
5. Removed aging Waste Gas Burner at Treatment Plant and installed a new burner.
6. Every Digester cover now has new flame arrestors.
7. Upgraded some of the outside lighting to more efficient and working on doing more.
8. General Maintenance throughout plant.
9. Did a lot of painting at River Street Pump Station to the piping inside to make them last as long as we can.

Wastewater Division Manager

RUTLAND RECREATION AND PARKS DEPARTMENT

RECREATION PROGRAMS

Fall Youth Programs include K-8th grade football, K-6th grade soccer, Field Hockey, Rutland Youth Theatre, and Archery. This year we added “in-house” leagues for K-2nd grade which will include game play.

Winter Youth Programs include K-6th basketball and K-6th grade wrestling which all take place at the RRCC. Giorgetti Complex will turn over to the Ice Arena to accommodate Skating lessons, RAHA, Open Skate, Stick and Puck, and Curling. Adult opportunities also include Adult Basketball and Pickleball at the RRCC

Spring Sports include indoor soccer at Giorgetti Complex and Indoor Soccer league for adults.

The summer of 2023, specifically camps and pool attendance, was a full filled year. We offer 9 weeks of full day summer camps at four locations, Rotary Park, RRCC, Giorgetti Complex, and White Memorial Park Pool. This summer we had over 125 (25% increase) kids daily and served over 500 kids total. We also were able to successfully offer specialty camps: Football, Golf, Carnival camp, Theatre Camps, Basketball, Tennis, Skateboarding, and others.

The Summer Concerts Series was a success with only one cancellation due to weather.

National Night Out was moved to Meadow Street Complex which as proven to be a great move and many community members enjoying a free event.

We also experienced an influx in park and facility rentals from non-profit organizations, community members, and schools.

PARKS AND FACILITIES

Main Street Park has been identified as one of the projects to be funded by ARPA funds. The Main Street Park Project would include a gazebo, new walking path, and structure with bathroom and storage. Phase I to begin in Fall 2023

Pine Hill Park received the ERSA grant for improvements to the trail network. All work was completed in August 2023

Godnick Adult Center received the ERSA grant for a ADA compliant walking path in the courtyard behind the center. Work on this project will begin in Spring of 2024

Justin Thomas Memorial Park enhancements, which included a new fence, new playsructure, Walking path with bricks purchased by Community Members. Opening of the park was in August 2023. In the past year, the RRCC has undergone maintenance improvements with lighting throughout the entire building. An increase in rentals-including, but not limited to Business Expos, Sporting events, School Events, and Craft Fairs.

Courcelle Building continues to be used by Rutland Youth Theatre in the evenings and weekends while also available to the public for meetings or trainings. The Courcelle building offices are rented to Community Care Network, RSVP.

Godnick Adult Center continues to offer a variety of programs and events. Monthly newsletter is published the beginning of every month and available on the website. Included, but not limited to: Bus trips, OSHA seminars, strength training, Yoga, Foot clinics, lunches, Cake Decorating classes, Grieving groups, bridge, and many other events and activities.

The RRCC is a space for overall health and wellness for all ages and has been an asset to the Rutland Community.

STAFF

Kim Peters, Superintendent, April Cioffi, Brittany Cassell, Colleen Shattuck, Joe Bonasera, Emilee Bose Tyler Dahlin, Maintenance Director, Conrad Zeller, Foreman, Kyle Bourgeois, Zachary Phelps, Nate Denno, Joe Boudreau, Cameron Greene-Part Time.

Seasonal Staff: The Recreation Department hires seasonal employees including: Front Desk Staff at RRCC, Front Desk Staff at Godnick Center, Front Desk Staff at Giorgetti. Summer Camp Counselors, Youth Sport Coaches, and Youth Sport officials, and Summer Lifeguards.

Yours in Community,

Kim Peters
Superintendent

ANNUAL REPORT RUTLAND FREE LIBRARY

Rutland Free Library was a busy place in Fiscal Year 2023, with an increase in circulation of almost 11 percent from the previous year. Library users checked out 125,000 items this year, including print books and magazines, audio books on CD, DVDs, downloadable audio and e-books, and streaming video and music.

Demand for online borrowing continues to blossom, increasing to 22,000 items from less than 9,000 in just five years, with double-digit growth each year. This is made possible because of the generosity of Nella Grimm Fox, whose bequest pays for all our materials. Most libraries are struggling to meet the demand for e-books and audiobooks, where publishers impose penalties on library purchases far exceeding the list price, and arbitrarily withdraw titles from our collections. Without the Fox Fund, which is restricted to spending on materials and programs, Rutland Free would also be in dire straits.

Also taking advantage of the Fox Fund, the library has greatly increased its programming, especially children's programs. In addition to a full schedule of events in the building, Children's Librarian Amanda Münch has been visiting city school Tapestry programs on a regular basis.

Thanks to a generous donation from the estate of Roger Pike, we are digitizing our local genealogy collection, which should be available online by the time this report is published. The largest part of that collection is hand-written family trees done by local genealogist Marvel Swan some decades ago.

The library also received welcome news on the building front. The state Department of Libraries announced \$16.2 million to be available in competitive grants for capital improvements statewide. Although the deadline has been pushed back, Rutland Free is applying and hopes to receive a substantial grant to enable a long-overdue renovation of the city-owned building at 10 Court St.

We continue to partner with a wide variety of organizations, including The Mint, Chaffee Art Center, Wonderfeet Kids Museum, Rutland County Parent Child Center, Partners for Prevention, Rutland City Public Schools, Rutland Homeless Prevention Center, VINS, Rutland South Rotary, Rutland Garden Club, Vermont Humanities, and a huge number of volunteers.

Of particular note is the hard work done by The Friends of Rutland Free Library, whose ongoing book sales generated over \$20,000 in direct support to the library last year, and to Dolly Parton Imagination Library, whose Rutland Free Library chapter mails books free of charge to children from birth until their fifth birthday.

Randal Smathers,

Director, Rutland Free Library

Board of Trustees, FY 2023

Barry Cohen – President / Treasurer (Tinmouth)
Sharon Courcelle – VP/Immediate Past President (Rutland City)
Clare Coppock – Secretary (Rutland City)
Jennifer Bagley (Mendon)
Joe Bertelloni (Rutland Town)
Candice Britt (Rutland City)
Matt Britt (Rutland City)
Allyn Kahle (Ira)
Sarah Marcus (Rutland City)
William Notte (Rutland City / mayoral appt.)
Matt Olewnik (Rutland City)
John Skinner (Rutland City)
Ken Watson – (Rutland Town)

Rutland Free Library Association, Inc. FY 2022-2023

INCOME

Tax Appropriations	
City of Rutland	\$781,848
Town of Rutland	\$97,883
Mendon	\$25,174
Ira	\$3,007
Tinmouth	\$3,010
Nella Grimm Fox Income	\$188,720
Fundraising & Grants	\$51,738
Fees, incl. nonresidential cards	\$15,040
Friends of the Library - monthly	\$2,200
Friends of the Library, other support	\$1,783
Total Operating Income	\$1,170,403

EXPENSE

Books & Periodicals	\$73,879
Databases, ebooks, etc...	\$42,409
Audiovisual, Programs, Passes	\$48,587
Supplies & Services	\$47,413
Salaries & Wages	\$651,077
Employee Benefits	\$200,695
Building Maintenance	\$92,138
Misc.	\$6,089
Technology	\$35,002
Total Operating Expense	\$1,197,289

Total Operating profit (loss) **(\$26,886)**

Dolly Parton Imagination Library	\$5,786
Investment income	\$208,013

Change in net assets **\$186,913**

Respectfully submitted,
Barry Cohen, *Treasurer*

RUTLAND REDEVELOPEMENT AUTHORITY

To the Mayor, Board of Aldermen and Citizens of Rutland City:

The Rutland Redevelopment Authority is pleased to submit the annual report for fiscal year 2023.

Formed by Charter in 1989 the Rutland Redevelopment Authority (RRA) has historically served as Rutland City’s community and economic development entity. Under the Charter the RRA was established to reduce the property tax burden on residential homeowners, redevelop dilapidated and blighted structures, revitalize the commercial and industrial sectors of the economy, and promote economic opportunity for all citizens.

The RRA consists of two staff, an Executive Director and Director of Grants and Outreach. It is overseen by a nine member Board of Commissioners nominated by the Mayor and approved by the Board of Aldermen.

In conjunction with the Charter, the RRA also operates under an agreement for services with the City to provide assistance in the following areas. 1) Grant Administration: The RRA will serve as the primary grant administrative agent for the City 2) Grand List and Job Development: The RRA will work to increase or improve the quality of the grand list and increase jobs. 3) Blighted Property: The RRA will focus significant effort and resources to redevelop vacant and dilapidated structures. 4) Downtown Designation: The RRA will ensure that the City maintains its State granted designation. 5) Planning: The RRA will perform planning duties in coordination with other City entities and represent the City and its interests in related planning initiatives.

The RRA is the taxing authority for the Special Benefits District, and uses those funds to support both the grants and projects specific to Rutland’s Downtown, as well as, the Downtown Rutland Partnership’s annual workplan and budget.

Grant Administration: As illustrated in the chart below the RRA has been active in applying for new grants and administering existing grants for various City projects and initiatives. The RRA will continue to seek both State and Federal grant funding sources to offset and leverage local investment in economic and community development initiatives and infrastructure improvements.

FY 2023

New or Anticipated Grants:

2023 VTrans Bike/Ped Grant	\$300,000.00	Applied FY24
VCDP East Creek Commons Rehab	\$1,000,000.00	Applied FY24
Municipal Planning Grant - CIP	\$30,000.00	Apply FY24
Better Connections Grant	\$75,000.00	Apply FY24
Downtown Transportation Grant	\$100,000.00	Apply FY24
Equitable & Inclusive Communities Grant	\$10,000.00	Apply FY24
VT Arts Council - Animating Infrastructure	\$10,000.00	Apply FY24

Existing/Open Grants:

VCDP Hospital Heights Rehab	\$900,000.00	Awarded
VCDP Rutland Housing Initiative	\$650,900.00	Awarded
Better Places - Reimagine Depot Park	\$20,000.00	Awarded
Rutland Station Area Revitalization	\$300,000.00	In process
Northwest Elementary School Sidewalks	\$75,000.00	In process
Bylaw Modernization Grant	\$25,000.00	In process
Rutland Creek Path Seg 3 Construction	\$1,416,563.00	In process
RCPC Education Facility	\$300,000.00	In process
Rutland Creek Path Seg 5 Construction	\$135,579.00	Suspended
Center Street Scoping Study	\$28,800.00	Completed
Lincoln Place	\$498,000.00	Completed
Downtown Wayfinding Signage	\$36,000.00	Completed

Total **\$5,910,842.00**

Grand List and Job Development: Specific to economic development the RRA’s role is to provide new or existing businesses with professional and confidential assistance related to site selection, financing, job creation incentives, workforce training, and all other factors related to their decision to invest, or to continue to re-invest, in Rutland City.

In recent years the RRA has developed, and the City has adopted, a number of innovative business incentive programs including property tax stabilization, water/wastewater rate reduction discounts, and a Business Incentive Assistance Program (BIAP). In FY ‘23 a number of businesses have taken advantage of these opportunities.

BIAP Awards	Businesses Created/Expanded	#Jobs Created
\$5,000	Tacitly Inc. Expansion	1
\$10,000	Mad Rose	3
\$10,000	Loose Loona Tea House & Gifts	3
\$10,000	Speakeasy Café Expansion	4
\$10,000	Euphoric Hair Experience LLC	10
\$5,000	DownValley Bikes	2
\$10,000	Taco Fresco	6
\$10,000	Autism Awareness & Intervention	4-10
\$5,000	Giuseppe’s Italian Market	4
\$5,000	LT’s Little Dog Camp	2
\$5,000	Mountain Girl Cannabis	4
85,000	11	43-53

During FY'23 the RRA continued to focus on enhancing pedestrian safety and economic vitality in the downtown. The Downtown Pedestrian Wayfinding Signage project was finalized with the design and installation of 15 wayfinding signs throughout the Downtown and a larger sign in Depot Park. This project was completed within the grant deadline and under budget. Depot Park also benefitted from a collaboration with Come Alive Outside to install amenities in the park that were vetted by the community.

In addition to the signage, and as a way to continue to promote the City as a destination for economic growth, the RRA is taking part in the revitalization of the train station area. As part of the steering committee, the RRA will assist in hiring the consultant tasked with a design to make the area more pedestrian friendly and safe for bicyclists.

The City received a Placemaking Grant through CORI and the RRA has taken a role on the advisory committee to work with Lisa Glover, the consultant, to create a placemaking plan that would create an environment that encourages economic growth.

Housing Initiatives and Blighted Properties: The RRA continues to promote tools available to developers interested in investment of the City's blighted properties. Those programs include review and recommendation of City Owned Properties and the Vacant/Blighted Residential Tax Stabilization program. The latter program allows eligible applicants to purchase and rehabilitate a vacant and blighted residential housing unit and receive preferential tax treatment on the value of the improvements.

As a member of the Housing Ad Hoc Committee, the RRA has been actively working to create housing opportunities in Rutland by supporting the City's grant applications in conjunction with housing entities and developers, as well as supporting the creation or revision of revolving loan programs that encourage rental housing.

Downtown Designation: The State's downtown designation makes Rutland City and property owners eligible for additional state and federal funding opportunities. The RRA, together with the Downtown Rutland Partnership, worked to apply, on behalf of the City, for renewal of the designation by the State's Downtown Board. The renewal application was submitted in June and the Downtown Board plans to take a tour of Rutland in September.

Planning: The RRA continues to work with the Planning and Zoning Administrator, DPW and the RPC, to facilitate several exciting planning initiatives within the City. They include plans for the Center Street redesign and implementation, Zoning Bylaws Update and the development of a Tax Increment Financing District (TIF) which could attract future private sector development and investment in Rutland.

Additionally, the RRA kicked off its Strategic Planning process and hired Community Roots LLC as the consultant to help facilitate the plan.

Finally, the RRA found FY23 to be a transformative year and hired Ed Bove as its Executive Director to take us into the future. We wish to express our gratitude for the support received from the Mayor, Board of Aldermen, all City Hall employees, RRA Board, friends and family during this year of growth.

Respectfully,
Barbara Spaulding
Director of Grants and Outreach

RUTLAND CITY PUBLIC SCHOOLS

Cathy Solsaa, President, Board of School Commissioners
Bill Olsen, Superintendent of Schools

To the Citizens of Rutland City:


While Vermont schools and students continue to move beyond the effects of the COVID-19 pandemic, Rutland City Public Schools address the challenges of today and anticipate the future's opportunities for growth.

With the support of our entire community and through the assistance of federal funding, our students are growing stronger due to the recovery process that began in 2021. The school district focused its plan on supporting all students, and most notably helping our most vulnerable children, providing targeted learning opportunities, tutoring, smaller group instruction, and support for social-emotional challenges. Additionally, where allowed by federal grants, the school district wisely invested in infrastructure improvements that greatly improve the environment and well-being in our buildings. These renovations include water drainage improvements, asbestos removal, new flooring in most of our buildings, increased classroom space, improved transportation options, and a large-scale HVAC project that will modernize our systems and improve air quality. These federal funds lessen the impact on the local tax rate in the future as we address facilities projects that we would otherwise have to solve on our own. We expect that we will have invested between \$5 million to \$6 million in federal money by 2024 in infrastructure, avoiding adding the cost of these renovations to the local tax rate.

All of that work concerns the current state of our school communities. As well, we look toward the future. In the school year 2022-2023, our staff, students, parents, and community members formed our collective vision for our students, our Portrait of a Graduate. Taking into account the societal and economic expectations for young adults as they graduate from our schools, our school district made a commitment to align our instruction and curriculum to seven important competencies that enable our students to navigate the world as adults successfully.

As of this writing in September 2023, the next step of the school district is the development of a strategic plan – our path to arrive at the vision of the Portrait of a Graduate. That work during the school year 2023-2024 will again include the contributions of all of our school community members. When complete, we will have a collective commitment to ensure that all of our students achieve our district vision.

The challenges of today’s society demand that more than ever, schools are front and center in fostering the growth and development of our young people. Our pledge always at Rutland City Public Schools is *Every Student, Every Day*. Our staff members devote their talents and skills toward supporting our community’s children and families. Our goal, always at a favorable cost, is to serve the community in reaching the values of our vision statement: *RCPS cultivates a passionate, diverse, and resilient community of critical thinkers who learn with purpose, create innovative and responsible solutions, and lead lives of integrity.*



Should any reader wish to learn more about the Rutland City Public Schools and education in Vermont, please access the District web site:
www.rutlandcitypublicschools.org

RUTLAND CITY BOARD OF SCHOOL COMMISSIONERS

6 Church Street
Rutland, Vermont 05701

PRESIDENT:

Cathy Solsaa

CLERK:

Marybeth Lennox-Levins

COMMISSIONERS

<u>Name and Email</u>	<u>Address</u>	<u>Number and Term</u>
Sara Atkins-Doenges sara.atkins-doenges@rutlandcitypublicschools.org	22 Laverne Drive	802-236-0141 Term: 2025
Karen Bossi karen.bossi@rutlandcitypublicschools.org	16 Southern Blvd.	802-558-3607 Term: 2025
Ryan Carney ryan.carney@rutlandcitypublicschools.org	72 East Street #1	207-318-7581 Term: 2026
Courtney Collins courtney.collins@rutlandcitypublicschools.org	29 Highland Ave.	802-779-2593 Term: 2025
Heather Hauke heather.hauke@rutlandcitypublicschools.org	217 Mussey Street	802-236-9060 Term: 2026
Kevin Kiefaber socdad99@gmail.com	149 Ash Street	802-779-3637 Term: 2023
Marybeth Lennox-Levins marybeth.lennox-levins@rutlandcitypublicschools.org	9 Kingsley Ave.	802-884-5418 Term: 2025
Tricia O'Connor tricia.oconnor@rutlandcitypublicschools.org	26 Catherine Drive	802-236-2173 Term: 2024
Charlene Seward cseward775@gmail.com	15 Sargent Ave.	802-775-2000 Term: 2024
Cathy Solsaa cathy.solsaa@rutlandcitypublicschools.org	19 North Street	802-353-2947 Term: 2023
Stephanie Stoodley stephanie.stoodley@rutlandcitypublicschools.org	25 Jackson Ave.	802-770-2477 Term: 2024

Student Representatives

Holden Champine	Term: 2024
Amaya Tonda	Term: 2025

BOARD COMMITTEES:

Building:	Stephanie Stoodley, Chair Karen Bossi Sara Atkins-Doenges Kevin Kiefaber
Policy:	Kevin Kiefaber, Chair Karen Bossi Ryan Carney Tricia O'Connor
Staff Relations:	Charlene Seward, Chair Courtney Collins Ryan Carney
Finance & Strategic Planning:	Marybeth Lennox-Levins, Chair Sara Atkins-Doenges Heather Hauke Charlene Seward

Rutland City Pension Committee Liaisons: Marybeth Lennox-Levins and Heather Hauke

Athletics & Activities Liaisons: Courtney Collins
Kevin Kiefaber
Marybeth Lennox-Levins
Sara Atkins-Doenges

School Liaisons:
Stafford: Sara Atkins-Doenges
RHS: Courtney Collins
Northwest: Trisha O'Connor
Northeast: Heather Hauke
RMS: Kevin Kiefabor
RIS: Karen Bossi

Rutland City Board of Alderman Liaisons: Marybeth Lennox-Levins, Cathy Solsaa

Superintendent Evaluations: Marybeth Lennox-Levins, Heather Hauke

RUTLAND SCHOOL DEPARTMENT

In accordance with Rutland City Board of Education Policies, a free appropriate public education for all children with disabilities is guaranteed. If your child is disabled, or you know of a child with a disability from birth through age 21 who is not currently being served, please contact the Support Services Office at 773-1917.

**DEPARTMENT OF EDUCATION
RUTLAND CITY PUBLIC SCHOOL DISTRICT
6 Church Street
Rutland, Vermont 05701**

SUPERINTENDENT OF SCHOOLS
William K. Olsen

ASSISTANT SUPERINTENDENT
Robert S. Bliss

CHIEF FINANCIAL OFFICER
Theodore Plemenos

DIRECTOR OF SUPPORT SERVICES
Pamela Reed

Per Pupil Costs and Enrollment

For the School Year Ended - June 30, 2023

TOTAL EXPENSES: (UNAUDITED)	\$61,523,768
-----------------------------	--------------

District Wide	\$ 8,968,184
Preschool	\$ 382,891
Elementary	\$11,440,358
Secondary	\$12,197,020
Support Services	\$10,313,934
Adult Education	\$ 500,567
Area Stafford Technical	\$ 5,015,699
Other including State/Federal & District Support Grants	\$ 11,498,163
Lunch Program	\$ 1,211,953

Enrollments and Average Daily Membership (ADM*):

	Enrollment	ADM*
All Schools	2232	1724
Elementary Prek-6	982	884
Secondary	1050	840
Stafford Technical Center	200	***

* ADM includes resident students only.

***The ADM enrollments at the STC are counted at the home high school of residency as secondary students.

Rutland City Public Schools Budget

	<u>7/1/22-6/30/23</u>	<u>7/1/23-6/30/24</u>
District	8,753,801.41	9,449,647.86
Preschool	511,086.00	469,997.79
Elementary	11,294,411.47	12,196,517.66
Secondary	14,145,167.12	12,927,815.63
Support Services	11,545,439.00	11,807,774.56
Adult Education	420,922.00	477,974.00
Technical Center	5,780,212.58	5,744,424.00
State and Federal Grants	7,948,924.00	19,569,848.50
Lunch	1,363,655.00	1,459,000.00
GRAND TOTAL BUDGET	61,763,618.58	74,103,000.00

Anticipated Receipts

	<u>7/1/22-6/30/23</u>	<u>7/1/23-6/30/24</u>
Balance	0.00	0.00
Tuition	2,654,417.00	2,641,906.00
Interest	65,000.00	65,000.00
Miscellaneous	145,000.00	145,500.00
State education Fund*	36,272,891.00	36,886,060.50
Transportation	500,768.00	500,768.00
Driver Education	23,000.00	23,690.00
Tech Center Tuition and Grants	5,780,212.58	5,744,424.00
Athletic Receipts	35,000.00	35,000.00
Lunch	1,363,655.00	1,459,000.00
Federal and State	7,948,924.00	19,569,848.50
Special Education Reimbursement	6,553,829.00	6,553,829.00
Adult Education	420,922.00	477,974.00
GRAND TOTAL RECEIPTS	\$61,763,618.58	74,103,000.00

*In FY 21 Rutland City Homestead Tax Payments to the State Education Fund net of prebates and rebates, are \$5,720,942.75. FY20 Rutland City Non-Residential Tax payments are \$ 8,643,159.00 for total payments into the Educational fund of \$14,364,101.75 toward the cost of educating all Vermont schoolchildren.

RUTLAND CITY PUBLIC SCHOOLS

Fiscal Year 2022-2023

Employee Earnings

*Other compensation includes overtime, co-curricular stipends, coaching, afterschool and summer Tapestry program, and other project work

Name	Base Wages	Total Earnings	Other compensation
ABATIELL, LEAHMG	\$80,961.00	\$85,261.00	\$4,300.00
ABBEY, ERIC J.		\$110.00	\$110.00
ABRAHAMSON, KIRK W.		\$170.00	\$170.00
ADAMS SR, JOHN C.	\$80,961.00	\$81,621.00	\$660.00
ADAMS, DAWN S.	\$49,742.40	\$50,867.40	\$1,125.00
ADAMS, GRANT S.		\$1,705.00	\$1,705.00
ADAMS, KIMBERLY A.	\$48,937.00	\$55,901.75	\$6,964.75
ADAMS, NICOLE T.	\$62,123.00	\$62,740.68	\$617.68
ADAMS, NICOLEKATHLEEN	\$49,603.76	\$56,829.24	\$7,225.48
AIGNER, FRANKDOUGLAS	\$75,309.00	\$75,609.00	\$300.00
AIGNER, PATRICIA W.	\$110,229.00	\$110,229.00	
AILINGER, SARA A.	\$67,774.00	\$79,668.40	\$11,894.40
AKIN, IAN C.		\$14,970.00	\$14,970.00
ALBERICO, SUZANNE H.	\$30,712.08	\$30,937.08	\$225.00
ALCORN, DANIEL P.	\$64,007.00	\$72,333.19	\$8,326.19
AMES, MARGARET M.	\$64,007.00	\$64,007.00	
ANDERSON, MICHAEL L.		\$7,376.04	\$7,376.04
APRILLIANO, LAURAD.	\$69,658.00	\$75,758.71	\$6,100.71
ARCHER, CATHYLEE	\$80,961.00	\$87,278.36	\$6,317.36
ARENSMEYER, DANIEL D.	\$73,426.00	\$78,926.00	\$5,500.00
ASTIN, MARISALB	\$71,542.00	\$86,428.53	\$14,886.53
ATLAS, JENNIFER L.		\$6,637.50	\$6,637.50
AUDETTE, MICHAEL R.		\$4,917.36	\$4,917.36
AUSTIN, BAYLEE O.		\$6,822.80	\$6,822.80
AUSTIN, BRITTANY M.	\$57,730.88	\$57,730.88	
AUSTIN, NETTA L.	\$45,169.00	\$46,109.00	\$940.00
BABB, CHRISTINE	\$23,926.21	\$24,419.51	\$493.30
BABBITT, CAROLYN H.	\$57,304.00	\$57,679.12	\$375.12
BADGLEY, ALEXANDRA M.	\$24,706.50	\$38,872.19	\$14,165.69
BADGLEY, DARREN R.		\$4,917.36	\$4,917.36
BADGLEY, REBECCA R.	\$55,371.00	\$65,772.00	\$10,401.00
BADGLEY, TESSA E.		\$3,319.20	\$3,319.20
BAER, AMA T.	\$56,472.00	\$56,472.00	

BAGLEY, KEITH E.	\$37,292.62	\$40,927.90	\$3,635.28
BAKER, ANDREW W.	\$50,171.81	\$60,276.06	\$10,104.25
BAKER, CAROL A.	\$88,961.00	\$102,758.53	\$13,797.53
BALLARD, JASON D.	\$73,426.00	\$75,010.24	\$1,584.24
BANNISTER, ANN A.		\$600.00	\$600.00
BARGMANN METZ, LORRAINE A.	\$80,961.00	\$90,043.50	\$9,082.50
BARKER, KATHERINE M.		\$3,065.00	\$3,065.00
BARKER, KATHLEEN C.		\$45,860.00	\$45,860.00
BARNES, SARA A.	\$67,774.00	\$67,924.00	\$150.00
BARNETT, BRENT R.	\$73,426.00	\$80,747.75	\$7,321.75
BARTENSTEIN, RYAN K.		\$330.05	\$330.05
BATTLES, MAXWELL J.	\$50,171.81	\$56,659.93	\$6,488.12
BAUER, DONNA R.	\$6,877.50	\$6,877.50	
BEAL, ELAINE C.	\$64,007.00	\$64,007.00	
BEAUHARNOIS, ANGEL M.	\$3,600.00	\$3,600.00	
BEAULIEU, MICHELE A.	\$57,507.15	\$67,006.62	\$9,499.47
BEAUMONT STANNARD, PATRICIA	\$127,312.00	\$127,312.00	
BEAYON, OSHEN-KELI		\$2,570.00	\$2,570.00
BELLOMO, KRISTINA L.		\$7,990.35	\$7,990.35
BELLOMO, NATHAN P.	\$77,193.00	\$90,346.16	\$13,153.16
BELMONTE, WILLIAM C.	\$27,810.65	\$48,568.84	\$20,758.19
BEMBE, ALLISON E.	\$62,619.00	\$63,625.50	\$1,006.50
BENDIG, VIRGINIA S.	\$75,309.00	\$77,809.00	\$2,500.00
BENNER, MICHAEL R.	\$20,760.75	\$22,659.22	\$1,898.47
BENNETT, ABBY S.	\$80,341.00	\$80,341.00	
BENNICK, CRYSTAL A.		\$10,709.54	\$10,709.54
BERMAN, AARON M.		\$172.20	\$172.20
BERMAN, DIANE	\$79,077.00	\$79,077.00	
BERNAL, FAITH A.	\$29,791.86	\$31,009.36	\$1,217.50
BERNIER, NANCYE.C.		\$744.00	\$744.00
BERSAW, SHERRI A.	\$44,914.00	\$48,664.00	\$3,750.00
BILLINGS, COLT L.	\$23,587.20	\$26,557.20	\$2,970.00
BIRDSEY, KELSEY M.	\$23,718.24	\$25,224.99	\$1,506.75
BISER WIELIS, SHARLENE	\$27,885.44	\$32,681.05	\$4,795.61
BITLER, LARA M.		\$1,775.00	\$1,775.00
BJORN, RICHARD J.	\$26,898.41	\$26,963.41	\$65.00
BLACK, BENJAMIN M.		\$7,376.04	\$7,376.04
BLACK, CHERYL M.	\$29,918.81	\$35,652.75	\$5,733.94
BLACK, MARYANN		\$5,600.00	\$5,600.00
BLACK, ROBERT L.		\$397.00	\$397.00

BLANCHETTE, MICHELLE M.	\$27,101.13	\$28,982.63	\$1,881.50
BLICHARZ, STAN A.		\$284.00	\$284.00
BLIER, KEVIN W.		\$4,970.00	\$4,970.00
BLISS, ROBERT S.	\$140,596.00	\$140,596.00	
BLOOMER, AARON P.		\$5,490.00	\$5,490.00
BLOOMER, GEOFFREY E.	\$56,472.00	\$82,806.74	\$26,334.74
BLOW, SAMANTHA C.	\$60,239.00	\$63,349.70	\$3,110.70
BOERNER, ELISABETH R.	\$79,077.00	\$86,029.50	\$6,952.50
BOGAR-WRAGA, BARBARA		\$4,397.60	\$4,397.60
BOISVERT, MAKAYLA E.		\$275.00	\$275.00
BOIVIN, NICHOLE M.		\$9,257.50	\$9,257.50
BOLAND, JESSICA R.		\$7,783.13	\$7,783.13
BOLES, SUSAN S.	\$78,762.00	\$78,912.00	\$150.00
BONASERA, JOSEPH M.	\$77,193.00	\$81,793.00	\$4,600.00
BONASERA, JOSEPH W.		\$399.00	\$399.00
BONASERA, LISA P.	\$75,309.00	\$88,277.50	\$12,968.50
BONSIGNORE, SHANNON K.	\$67,774.00	\$69,317.11	\$1,543.11
BONSIGNORE, VICTORIA G.		\$215.25	\$215.25
BONSIGNORE, WILLIAM J.	\$51,625.00	\$57,125.00	\$5,500.00
BOOTH, CHARLES E.	\$10,792.50	\$10,792.50	
BORDEN, VERNA M.	\$72,858.60	\$73,128.60	\$270.00
BORKOWSKI, MARK E.	\$50,171.81	\$56,304.54	\$6,132.73
BORKOWSKI, SARA M.	\$67,774.00	\$69,457.80	\$1,683.80
BOS, ERIC A.	\$52,704.00	\$54,054.00	\$1,350.00
BOSNICH, ANTONE N.	\$80,961.00	\$82,881.00	\$1,920.00
BOSNICH, KATHRYN S.	\$119,398.00	\$119,398.00	
BOYNTON, JENNA L.	\$54,588.00	\$61,223.00	\$6,635.00
BRADISH, CODYR E		\$4,302.69	\$4,302.69
BRANCHAUD, TAYLOR L.	\$6,108.02	\$6,108.02	
BREWER, DOUGLAS S.	\$53,907.06	\$56,616.37	\$2,709.31
BREWER, ROBERT C.	\$50,171.81	\$62,394.31	\$12,222.50
BRIERE, ERICA N.		\$1,931.56	\$1,931.56
BROCK, CHRISTINE E.		\$114.80	\$114.80
BRODOWSKI, ABBY V.	\$70,852.67	\$70,852.67	
BROOKMAN, DARLENE F.	\$26,746.37	\$28,524.65	\$1,778.28
BROOKS, DONNA M.	\$44,914.00	\$45,064.00	\$150.00
BROOKS, MELISSA S.	\$77,193.00	\$77,477.56	\$284.56
BROWN, DANIELLE L.		\$4,193.54	\$4,193.54
BROWN, DONALD J.		\$43,152.00	\$43,152.00
BROWN, HIRAM J.	\$50,171.81	\$55,199.77	\$5,027.96
BROWN, MARK S.	\$50,171.81	\$56,111.41	\$5,939.60
BROWN, TREVOR J.	\$55,365.80	\$61,165.66	\$5,799.86
BROWN, ZACHARY O.	\$52,704.00	\$71,485.17	\$18,781.17
BROWNE, KEVIN M.	\$80,961.00	\$90,129.25	\$9,168.25
BRUA, ADAM K.	\$67,774.00	\$68,676.00	\$902.00
BRUA, ASHLEY E.	\$67,774.00	\$79,578.40	\$11,804.40

BRUHL, TABORRI I.	\$80,961.00	\$82,288.50	\$1,327.50
BRUSO, GERMAINE R.	\$77,193.00	\$81,685.50	\$4,492.50
BULL, STEPHANIE L.		\$8,543.75	\$8,543.75
BULLOCK, KELSEY	\$39,149.60	\$39,404.60	\$255.00
BULLOCK, LAURIELM	\$80,961.00	\$80,961.00	
BULLOCK, NICHOLAS		\$7,842.45	\$7,842.45
BURKE, SUE A.	\$50,171.81	\$63,400.87	\$13,229.06
BURNHAM, ELIZABETH A.		\$459.00	\$459.00
BURNS, KAYLEE M.		\$1,244.94	\$1,244.94
BURROWS, CARLY M.		\$4,087.85	\$4,087.85
BURTON, BENJAMIN C.		\$5,777.80	\$5,777.80
BURTON, MIRANDA L.	\$48,611.00	\$53,812.50	\$5,201.50
CABEZOLA, TAMMY C.	\$67,774.00	\$67,824.00	\$50.00
CALLAHAN, MICHAEL W.	\$56,472.00	\$57,727.48	\$1,255.48
CAMPBELL, ANTHONY G.		\$5,049.00	\$5,049.00
CAMPISE, NOEL	\$48,806.15	\$54,706.15	\$5,900.00
CAMPOPIANO, GAIL M.	\$63,835.86	\$68,210.86	\$4,375.00
CAMPTON, NICHOLE F.		\$3,441.00	\$3,441.00
CANDON, M SUSAN		\$12,930.55	\$12,930.55
CANFIELD, LAWRENCE C.	\$50,171.81	\$54,432.71	\$4,260.90
CARINI, CAROL J.	\$26,898.41	\$27,098.41	\$200.00
CARLSON, DAWN G.	\$24,859.80	\$29,722.80	\$4,863.00
CARMOLLI, MICHAEL J.	\$75,309.00	\$75,579.71	\$270.71
CARPENTER, ANNE R.	\$41,616.00	\$41,841.00	\$225.00
CARRIER, VERONICA L.	\$24,706.50	\$29,206.50	\$4,500.00
CARROCCIA, MEGHAN E.	\$69,414.58	\$69,414.58	
CARTIER, LIZBETH A.		\$8,168.10	\$8,168.10
CARY, MARLEIGH E.		\$4,475.76	\$4,475.76
CASEY, JODI L.	\$24,060.33	\$24,228.33	\$168.00
CASSARINO, ASHLEY M.	\$41,402.00	\$41,702.00	\$300.00
CASSARINO, JASON P.	\$75,309.00	\$90,926.45	\$15,617.45
CASSARINO, KYLE P.		\$5,160.00	\$5,160.00
CASSEL, MARSHA L.	\$77,193.00	\$79,236.80	\$2,043.80
CASELL, ROBERT W.		\$3,657.55	\$3,657.55
CASSINERI, STEPHANIE G.	\$65,891.00	\$72,447.50	\$6,556.50
CATHCART, ASHLYNN L.	\$24,859.80	\$26,498.81	\$1,639.01
CAVALIERI, ERIN F.	\$68,325.17	\$68,325.17	
CESARSKI, GEORGE P.	\$50,171.81	\$51,221.81	\$1,050.00
CHANNING, JACQUELINE E.	\$30,438.67	\$30,438.67	
CHAPIN, LISA P.	\$15,570.63	\$16,693.94	\$1,123.31
CHAPMAN, CHRISTOPHER M.	\$25,560.92	\$33,046.66	\$7,485.74

CHARLAND, JACOB A.	\$29,333.04	\$29,333.04	
CHERRIER, PAUL N.	\$80,961.00	\$88,372.10	\$7,411.10
CHURCHILL, LYNN M.	\$80,961.00	\$85,973.50	\$5,012.50
CIEJKO, CASSIE N.	\$24,845.87	\$31,903.87	\$7,058.00
CILLO, LORI A.	\$87,455.20	\$88,155.20	\$700.00
CILLO, PAUL J.	\$77,193.00	\$77,193.00	
CIUFO, YVONNE G.		\$4,379.25	\$4,379.25
CLANCY, MEGHAN E.	\$45,169.00	\$54,439.00	\$9,270.00
CLARK, CHRISTOPHER W.	\$66,350.55	\$88,590.51	\$22,239.96
CLIFFORD, MARGARET E.	\$60,016.00	\$60,216.00	\$200.00
COARSE, KERRY A.	\$130,474.00	\$130,474.00	
CODY, SUSAN F.	\$77,193.00	\$91,833.00	\$14,640.00
COLE, LINDSEY L.		\$21,033.92	\$21,033.92
COLE, MELISSA A.		\$325.00	\$325.00
COLGAN, LAURIE M.		\$66,442.50	\$66,442.50
COLLAMORE, BRIAN J.		\$4,179.45	\$4,179.45
COLOUTTI, CHRISTY L.	\$124,256.00	\$124,256.00	
COLOUTTI, ERICA L.	\$71,398.28	\$76,568.99	\$5,170.71
COLOUTTI, HALLE M.		\$1,510.00	\$1,510.00
COLOUTTI, MEGANO.	\$62,123.00	\$68,548.00	\$6,425.00
COLVIN, ELLEN	\$80,961.00	\$90,448.50	\$9,487.50
COLVIN, MICKEY O.		\$197.70	\$197.70
COMANDUCCI, NICOLE E.	\$54,588.00	\$60,088.00	\$5,500.00
CONN, AMY L.	\$69,414.58	\$73,914.58	\$4,500.00
CONNELL, RYAN P.	\$25,175.29	\$26,897.12	\$1,721.83
CONNOR, MELISSA T.	\$134,324.00	\$134,324.00	
CONRAD, BRANDON M.	\$60,239.00	\$63,039.00	\$2,800.00
CONWAY, KIMBERLY A.	\$4,050.00	\$4,050.00	
COPANS, LESLEY A.	\$75,367.78	\$79,867.78	\$4,500.00
COPPINGER, MICHAEL		\$171.00	\$171.00
CORBETT, SCOTT J.	\$124,256.00	\$126,506.00	\$2,250.00
CORNWELL, DAVID	\$69,658.00	\$79,163.12	\$9,505.12
COTRUPI, KATHERINE		\$9,050.00	\$9,050.00
COURCELLE, JAMES A.	\$53,907.06	\$68,190.30	\$14,283.24
COURCELLE, KELLY J.	\$13,814.36	\$14,906.36	\$1,092.00
CRAGIN, KATHERINE J.		\$10,707.85	\$10,707.85
CREED, COURTNEY I.		\$9,735.56	\$9,735.56
CREIGHTON, VIRGINIA	\$25,504.71	\$31,858.71	\$6,354.00
CROWLEY, LILY G.		\$21,080.05	\$21,080.05
CSISZAR, LEAH	\$26,973.53	\$27,796.03	\$822.50
CUPOLI, BRYAN J.	\$62,123.00	\$65,179.50	\$3,056.50

CUPOLI, EDWARD B.	\$1,024.32	\$1,024.32	
CUPOLI, SARA E.	\$75,309.00	\$76,624.00	\$1,315.00
CUPOLI, SHARON A.	\$28,009.80	\$43,368.07	\$15,358.27
CURRIE, STEVEN A.		\$3,685.00	\$3,685.00
DAIGLE, MICHELLE D.		\$31,370.00	\$31,370.00
DALEY, JOHN M.		\$4,302.69	\$4,302.69
DALGLISH, PATRICIA A.		\$9,523.80	\$9,523.80
DALY, DANIEL P.	\$3,265.02	\$3,265.02	
DARLING, SCOTT R.		\$57.00	\$57.00
DAVIDSON, KAREN M.	\$47,053.00	\$50,303.00	\$3,250.00
DAVINE, ELEANOR S.	\$80,528.05	\$93,928.05	\$13,400.00
DAVINE, LUCILLE M.	\$80,961.00	\$87,898.50	\$6,937.50
DAVIS, MICHAEL L.		\$2,950.42	\$2,950.42
DEAN, RAYMOND E.	\$50,171.81	\$65,925.31	\$15,753.50
DECHEN, EDWARD P.	\$75,309.00	\$85,910.50	\$10,601.50
DEL BIANCO, KAYLA E.		\$300.00	\$300.00
DELAURI, EDWARD V.		\$627.00	\$627.00
DEMERS, HEIDI A.		\$1,459.50	\$1,459.50
DEMOND, KELLY R.	\$13,456.04	\$18,914.64	\$5,458.60
DESABRAIS, KRISTA L.	\$69,658.00	\$74,518.00	\$4,860.00
DESJARDINS, BREANA C.	\$69,658.00	\$71,199.68	\$1,541.68
DESJARDINS, LAURA B.	\$73,426.00	\$85,642.44	\$12,216.44
DIEFENDORF, ERIC M.	\$26,973.53	\$40,063.53	\$13,090.00
DIKEMAN, JACQUELINE B.	\$25,504.71	\$25,514.71	\$10.00
DIKEMAN, LOGAN S.		\$7,894.36	\$7,894.36
DODGE-MAY, SUSAN E.	\$47,354.00	\$49,050.68	\$1,696.68
DONAHUE, CHRISTOFFER	\$33,835.20	\$33,895.20	\$60.00
DORMAN, EDWARD	\$50,171.81	\$59,302.69	\$9,130.88
DRAPER, GREG		\$798.00	\$798.00
DRAZIN, MARK L.		\$10,725.00	\$10,725.00
DUDAS, GABRIELLA M.		\$9,790.00	\$9,790.00
DUMAS, COURTNEY M.	\$58,355.00	\$61,598.75	\$3,243.75
DUNBAR, THEODORE E.	\$23,105.50	\$25,054.10	\$1,948.60
DUNIGAN, CYNTHIA A.	\$62,516.00	\$64,875.00	\$2,359.00
EASTMAN, LISA M.	\$27,720.00	\$32,922.50	\$5,202.50
EASTMAN, THERESAM.	\$25,182.13	\$26,972.44	\$1,790.31
EATON, STACIE E.	\$63,376.00	\$63,376.00	
EHNTHOLT, MEGANM.	\$58,355.00	\$59,720.90	\$1,365.90
EISENMAN, RONALD L.	\$80,961.00	\$89,834.31	\$8,873.31
ELLIOTT, BRIAN M.	\$30,359.10	\$30,359.10	
ELLIOTT, SARAH	\$763.60	\$763.60	

ELLIS, MICHAEL R.	\$62,123.00	\$70,060.92	\$7,937.92
ELLISON, BRANDY J.		\$6,832.50	\$6,832.50
ELLISON, DARYL E.		\$456.00	\$456.00
ENGEL, ALICIA T.	\$57,507.14	\$69,006.61	\$11,499.47
ENGELS, SUSANNE F.	\$124,256.00	\$124,256.00	
ESPOSITO, NICO R.		\$10,157.72	\$10,157.72
ESTHEIM, MASON J.	\$23,305.80	\$30,125.91	\$6,820.11
ETCHESON, LINDSEY R.	\$40,959.20	\$49,704.20	\$8,745.00
ETTORI, KELLIE A.	\$30,593.20	\$31,239.90	\$646.70
ETTORI, MARY F.		\$300.00	\$300.00
ETTORI, MARYMARGARET	\$38,362.56	\$43,015.65	\$4,653.09
ETZLER, KARRIE A.	\$48,937.00	\$57,333.50	\$8,396.50
EVANS, KAREN A.		\$200.00	\$200.00
FARKAS, MICHELE C.	\$75,309.00	\$84,447.92	\$9,138.92
FARRELL, DIANE	\$7,597.04	\$7,597.04	
FICKEN, JAMES W.		\$2,616.80	\$2,616.80
FITZGERALD, TAMMY L.	\$16,683.93	\$16,985.93	\$302.00
FLAHERTY, KAYLEE D.	\$47,053.00	\$47,053.00	
FLYNN, ALYSSA B.	\$65,445.08	\$80,794.55	\$15,349.47
FONTAINE BIZZARRO, CHERIE	\$85,817.00	\$91,017.00	\$5,200.00
FORMAN, PHOEBE S.	\$75,309.00	\$75,909.00	\$600.00
FOUNTAIN, MICHELLE R.	\$71,542.00	\$71,542.00	
FRANKEL-BOERNER, LISA M.	\$77,193.00	\$91,037.70	\$13,844.70
FRANKO, JUSTINE V.	\$38,977.74	\$39,133.99	\$156.25
FREDETTE, JUSTIN A.		\$930.00	\$930.00
FREDETTE, LYNN A.	\$50,171.81	\$61,803.75	\$11,631.94
FRENCH, STEPHEN C.	\$80,961.00	\$88,337.04	\$7,376.04
FROST, ELLIOT L.	\$23,146.20	\$26,502.08	\$3,355.88
FRYER, EVELYN F.		\$11,570.00	\$11,570.00
GALLO, PAMELA S.	\$6,641.40	\$7,995.88	\$1,354.48
GARDYNE, SANDRA L.	\$43,365.00	\$43,865.00	\$500.00
GARRONE, CATHERINE	\$60,239.00	\$67,562.15	\$7,323.15
GAUTHIER, JACKIE M.		\$1,715.60	\$1,715.60
GAUVIN, CARA J.		\$13,153.94	\$13,153.94
GEE, SARA V.	\$79,077.00	\$85,435.12	\$6,358.12
GEERY, JENNA A.		\$82,232.00	\$82,232.00
GEISLER, MICHELE M.	\$77,193.00	\$93,308.31	\$16,115.31
GEISLER, THOMAS M.		\$11,555.80	\$11,555.80
GENO, KATHLEEN M.	\$79,077.00	\$95,572.00	\$16,495.00
GIBEAULT, JAMIE E.	\$29,589.32	\$38,064.32	\$8,475.00

GIDES, LORIN M.	\$85,290.47	\$89,302.97	\$4,012.50
GILE, TRACEY R.	\$24,706.50	\$32,163.30	\$7,456.80
GILMOND, MARIE KATHLEEN	\$90,000.00	\$90,500.00	\$500.00
GIORDANO, PHILIP C.	\$77,193.00	\$83,115.91	\$5,922.91
GOLFIN, LEANNEM.	\$58,355.00	\$65,639.90	\$7,284.90
GOMEZ, KAREN L.	\$24,351.74	\$31,668.77	\$7,317.03
GOODRICH, MICHELLE	\$58,355.00	\$63,455.00	\$5,100.00
GORRUSO, JERRY J.		\$4,917.36	\$4,917.36
GORRUSO, MICHELE A.		\$930.00	\$930.00
GOULD, GRETCHEN		\$1,540.00	\$1,540.00
GRANTHAM, RACHEL M.	\$2,174.66	\$6,204.26	\$4,029.60
GREENE, HANNAH E.		\$2,378.80	\$2,378.80
GREENE, SANDRA L.	\$23,210.49	\$30,396.82	\$7,186.33
GREENE, STACEY L.		\$2,151.35	\$2,151.35
GREGORY, CAROLYN P.		\$6,375.00	\$6,375.00
GRIFFIN, MICHAEL R.		\$3,484.73	\$3,484.73
GRIFFITH, MARILYN R.		\$8,440.00	\$8,440.00
GUGLIOTTA, TYLER G.	\$64,007.00	\$67,757.00	\$3,750.00
GURNEY, AMANDA N.	\$71,542.00	\$85,287.50	\$13,745.50
HACKETT, SUSAN	\$41,996.15	\$41,996.15	
HAGGE, DETLEF P.	\$54,588.00	\$58,674.80	\$4,086.80
HALL, AMY L.	\$50,820.00	\$57,995.00	\$7,175.00
HAMEL, DEBORAH	\$25,175.29	\$36,009.26	\$10,833.97
HAMILTON, SAMANTHA R.	\$48,937.00	\$55,482.60	\$6,545.60
HAMLING, ANDREW R.		\$3,900.00	\$3,900.00
HANNAH, KATY E.	\$2,970.18	\$10,102.18	\$7,132.00
HANNAH, MARISSA R.	\$24,410.28	\$27,729.81	\$3,319.53
HARPER, JENNIFER W.	\$52,544.62	\$56,724.02	\$4,179.40
HARRIS, PATRICIA A.	\$62,123.00	\$65,457.20	\$3,334.20
HASKELL, MARY E.	\$77,193.00	\$78,593.00	\$1,400.00
HAYFORD, TARA S.	\$71,542.00	\$78,359.50	\$6,817.50
HEADLAM, ALIS L.		\$70.00	\$70.00
HEATH, CLARISSA	\$48,571.00	\$49,581.25	\$1,010.25
HEMPLE, JACQUELINE M.	\$54,588.00	\$54,588.00	
HENDERSON, JESSICA W.	\$98,583.00	\$98,583.00	
HERDLING, SCOTT R.	\$26,619.67	\$27,926.37	\$1,306.70
HERRON, SARAH R.		\$6,425.00	\$6,425.00
HIER, AMY L.	\$36,388.80	\$37,213.80	\$825.00
HIGGINS, APRIL		\$2,378.80	\$2,378.80
HIGGINSON, NOELLE L.	\$64,007.00	\$65,649.50	\$1,642.50

HOCK, JOHN		\$170.00	\$170.00
HOGAN, KENDRA L.		\$18,470.50	\$18,470.50
HOGAN, SALLY L.		\$3,810.00	\$3,810.00
HOLMES, MARK A.		\$750.00	\$750.00
HOLT, JAMIE E.		\$2,755.00	\$2,755.00
HOOK, CHELSEY J.	\$60,239.00	\$62,276.50	\$2,037.50
HORVATH, CHRISTOPHER P.	\$50,171.81	\$58,535.87	\$8,364.06
HOTCHKISS, DALTON J.		\$1,475.21	\$1,475.21
HOWLAND, EMMA J.		\$3,449.85	\$3,449.85
HUDSON, BRET W.	\$65,891.00	\$70,391.00	\$4,500.00
HUGHES, ELIZABETH Z.	\$80,961.00	\$86,711.00	\$5,750.00
HUGHES, JOHN BARRETT	\$67,774.00	\$69,105.00	\$1,331.00
HULSEBUS, JENNIFER J.		\$13,527.84	\$13,527.84
HUNT, ANN C.	\$24,351.74	\$31,226.43	\$6,874.69
HUTCHINS, STACY L.	\$64,007.00	\$64,937.00	\$930.00
HUTT VATER, KELLY	\$62,123.00	\$65,313.00	\$3,190.00
IDE, MARTHA B.		\$1,885.00	\$1,885.00
IMMEL, FOREST C.	\$64,504.00	\$65,054.00	\$550.00
IRISH, SARAH D.	\$9,382.53	\$9,382.53	
IVEY, NANCY L.	\$80,961.00	\$82,092.00	\$1,131.00
JACKSON, RAYMOND C.	\$16,339.51	\$17,237.48	\$897.97
JAMES, KATIE M.		\$390.00	\$390.00
JOHNSON DE LEAR, ROXANE J.	\$80,961.00	\$81,684.00	\$723.00
JOHNSON, DANA L.	\$80,961.00	\$85,461.00	\$4,500.00
JOHNSON, KERI A.	\$24,795.19	\$26,405.54	\$1,610.35
JONES, MARCIE C.	\$69,658.00	\$70,558.00	\$900.00
JOUAMAA, LOUBNA	\$24,514.53	\$25,058.73	\$544.20
JOYCE, NICOLE R.	\$79,077.00	\$88,713.60	\$9,636.60
KAMYK, SHERRY A.	\$80,961.00	\$89,036.00	\$8,075.00
KAPITAN, BETTY A.	\$64,921.00	\$77,501.00	\$12,580.00
KAY, HASSAN D.	\$360.00	\$360.00	
KEEFE, KATHERINE E.		\$100.00	\$100.00
KEEFE, TAYLOR B.	\$3,256.35	\$3,256.35	
KELLEY, SHEILA	\$120.00	\$120.00	
KELLY, JUNE F.	\$80,961.00	\$86,711.00	\$5,750.00
KENNEDY, ALESHA E.	\$50,820.00	\$50,820.00	
KENNEDY, CARRIE A.	\$24,706.50	\$30,805.25	\$6,098.75
KENNEDY, CINDY L.	\$50,171.81	\$53,209.96	\$3,038.15
KIMMEL, MELINDA J.	\$25,175.29	\$28,234.53	\$3,059.24
KIMMEL, PATRICK G.		\$3,657.55	\$3,657.55
KING, MARILYN D.	\$7,469.00	\$7,469.00	

KING, WAYNE L.	\$7,426.32	\$7,426.32	
KIRK-ELKIN, TEGAN M.	\$69,658.00	\$76,012.55	\$6,354.55
KNIGHT, ROBERT	\$7,684.96	\$7,684.96	
KOGUT, JOY S.	\$67,774.00	\$72,274.00	\$4,500.00
KOHL, CARRIE	\$71,542.00	\$71,542.00	
KOON, SARAH E.	\$71,542.00	\$75,967.64	\$4,425.64
KOPICH, AUDREY E.	\$41,402.00	\$42,152.00	\$750.00
KOPONEN, CATHLEEN A.	\$30,475.44	\$30,475.44	
KOSMALSKI, CASSANDRA L.		\$100.45	\$100.45
KOTTENBACH, COLLEEN A.		\$1,729.00	\$1,729.00
KRAMER, LORI A.	\$77,193.00	\$78,904.31	\$1,711.31
KRUPP, ROSANNE T.	\$11,072.88	\$11,092.88	\$20.00
KRUPP, TAYLOR M.		\$5,042.50	\$5,042.50
KUMKA, CRISTINA L.	\$69,658.00	\$70,158.00	\$500.00
KYHILL, RACHEL S.	\$23,616.88	\$28,985.38	\$5,368.50
KYSAR, KAREN M.	\$77,193.00	\$78,543.00	\$1,350.00
LABATE, AMY L.	\$85,290.47	\$85,290.47	
LABATE, ROBERT J.	\$75,309.00	\$77,678.15	\$2,369.15
LABELLA, RYAN G.	\$20,751.34	\$20,751.34	
LABELLE, KATHERINE M.	\$58,355.00	\$63,550.34	\$5,195.34
LACROIX, NORMA J.	\$26,454.96	\$26,454.96	
LACROIX, RICKY R.	\$50,171.81	\$62,863.98	\$12,692.17
LADABOUCHE, JILLIAN E.		\$3,925.00	\$3,925.00
LAFAYETTE, ANGELA M.	\$24,706.50	\$27,288.25	\$2,581.75
LAHUE, NANCY E.		\$3,460.00	\$3,460.00
LAMBERT, SUMMER	\$75,309.00	\$82,871.50	\$7,562.50
LANE, DAVID R.		\$5,092.36	\$5,092.36
LANZAROTTA, CARLY J.		\$1,475.00	\$1,475.00
LANZILLO, EMILY L.		\$11,114.00	\$11,114.00
LAPHAM REED, JULI A.	\$23,269.82	\$26,290.44	\$3,020.62
LAPHAM, COLETON A.		\$224.06	\$224.06
LAVENE, ROBERT	\$66,350.55	\$80,500.06	\$14,149.51
LAVIOLETTE, BEVERLY J.	\$53,907.06	\$55,869.75	\$1,962.69
LEACH, STEPHEN A.		\$61,281.54	\$61,281.54
LEFRANCOIS, ARA L.	\$5,025.00	\$5,025.00	
LEHMAN, TOBI R.	\$77,193.00	\$81,978.00	\$4,785.00
LENNOX, SUSAN J.		\$21,753.36	\$21,753.36
LEON, DIANE M.	\$12,963.72	\$12,963.72	
LEONARD, SANDRA L.	\$26,898.41	\$28,625.91	\$1,727.50
LERTOLA, BRETT M.	\$60,239.00	\$70,882.83	\$10,643.83
LEVASSEUR, PAULA	\$80,961.00	\$80,961.00	

LEVINE, WYNETA E.		\$5,600.00	\$5,600.00
LEVINS, BRYANNA W.	\$48,937.00	\$53,547.00	\$4,610.00
LEVY, TURIYA N.	\$73,426.00	\$75,951.00	\$2,525.00
LEWIS, GREGORY S.		\$2,151.35	\$2,151.35
LI, STEPHANIE		\$384.00	\$384.00
LIND, ERICA M.	\$1,174.32	\$2,299.32	\$1,125.00
LIND, SUZANNE M.		\$9,050.00	\$9,050.00
LOONEY, BELLA G.		\$6,557.97	\$6,557.97
LOVELAND, TIMOTHY J.	\$73,013.00	\$91,376.06	\$18,363.06
LUBASZEWSKI, LOUISE K.	\$79,077.00	\$79,941.50	\$864.50
LUCCI, WILLIAM	\$114,249.00	\$114,449.00	\$200.00
LUCIAN, DOROTHY J.		\$8,166.00	\$8,166.00
LUCIE, TRICIA L.	\$65,891.00	\$75,360.84	\$9,469.84
LUNNA, ALIA S.		\$3,372.22	\$3,372.22
LUNNA, JODIE L.	\$74,922.60	\$74,922.60	
LUZADER, KATHRYN C.	\$80,961.00	\$85,286.82	\$4,325.82
LYNCH, GREGORY P.	\$75,309.00	\$75,309.00	
LYNCH, PAULA M.	\$68,111.40	\$72,611.40	\$4,500.00
MAASS, SHANNON S.	\$26,619.67	\$27,010.18	\$390.51
MACH-CORNWALL, LAURA D.	\$67,774.00	\$73,136.50	\$5,362.50
MACK, ALYSON P.	\$60,239.00	\$67,629.00	\$7,390.00
MACK, ELEANORA H.	\$26,036.85	\$33,411.35	\$7,374.50
MACLEOD, BARBARA L.	\$28,224.56	\$30,037.34	\$1,812.78
MACPHERSON, SUSAN H.		\$3,375.00	\$3,375.00
MAGRO, JOSEPH P.		\$2,551.35	\$2,551.35
MAHAR, ANN MARIE	\$80,961.00	\$105,326.64	\$24,365.64
MAICHEN, KEVIN P.	\$23,718.24	\$27,355.24	\$3,637.00
MAJOR, MAXWELL J.		\$3,688.02	\$3,688.02
MANFREDI, BETHANY N.	\$43,285.00	\$49,960.00	\$6,675.00
MANGAN, RYAN M.		\$940.00	\$940.00
MANIERY, THOMAS	\$50,171.81	\$53,986.56	\$3,814.75
MANIERY, ZACHARY J.	\$42,482.83	\$44,827.34	\$2,344.51
MANNEY, MICHAEL S.		\$57.00	\$57.00
MANNEY, TAMMY L.	\$27,519.24	\$29,181.24	\$1,662.00
MANSOUR, HAZAR Z.	\$43,178.00	\$43,178.00	
MARALLO, MARIE T.	\$63,664.72	\$64,943.72	\$1,279.00
MARCHESE, DEBBY A.	\$26,746.37	\$57,235.80	\$30,489.43
MAROUN, JULIA B.	\$55,522.40	\$65,921.87	\$10,399.47
MARSH, MEAGHAN K.	\$105,693.00	\$105,693.00	
MARSH, TRACEY A.		\$17,227.09	\$17,227.09
MARTIN, MEGEAN R.	\$109,181.00	\$109,931.00	\$750.00

MATHIS, AVALYN E.	\$45,169.00	\$47,652.80	\$2,483.80
MAXHAM, ERIC A.		\$705.00	\$705.00
MAXWELL, SIERRA N.	\$41,402.00	\$43,039.50	\$1,637.50
MAYSHARK, SARAH S.	\$77,193.00	\$77,193.00	
MCAULIFFE, ALISON S.	\$75,814.00	\$79,814.00	\$4,000.00
MCCARTHY, CHANDA M.	\$52,704.00	\$57,204.00	\$4,500.00
MCCLALLEN, JANET M.		\$5,600.00	\$5,600.00
MCCLALLEN, LORI B.		\$13,215.56	\$13,215.56
MCCORMACK, MARCIA A.	\$50,171.81	\$61,870.63	\$11,698.82
MCDONOUGH, ASHLEIGH N.	\$58,355.00	\$70,932.50	\$12,577.50
MCDONOUGH, MATTHEW G.	\$75,309.00	\$76,709.00	\$1,400.00
MCDOUGALL, STEPHEN F.		\$4,917.36	\$4,917.36
MCGANN, TERRY P.		\$2,793.00	\$2,793.00
MC GEE, TAMMIE	\$80,961.00	\$94,368.50	\$13,407.50
MCKEARIN, MELISSA A.	\$26,454.96	\$27,502.46	\$1,047.50
MCKEE, ELIZABETH A.	\$26,454.96	\$36,777.49	\$10,322.53
MCKEEN, BIANCA J.	\$119,398.00	\$120,231.33	\$833.33
MCLAUGHLIN, ALEXA I.		\$9,306.73	\$9,306.73
MCLAUGHLIN, AUBREY C.	\$48,806.15	\$49,256.15	\$450.00
MCLAUGHLIN, MAKENZIE I.		\$217.47	\$217.47
MCMAHON, ROBERT P.		\$51,911.00	\$51,911.00
MCMAHON, TIM D.	\$80,961.00	\$80,961.00	
MCNEIL, JENNIFER L.	\$77,193.00	\$83,439.32	\$6,246.32
MCNICHOL JR, DENNIS J.	\$50,820.00	\$51,360.00	\$540.00
McREYNOLDS, ELIZABETH A.	\$75,309.00	\$78,523.16	\$3,214.16
MECHTEL, BLAKE A.	\$45,169.00	\$58,994.10	\$13,825.10
MELEN, DAWN M.	\$25,555.39	\$27,608.89	\$2,053.50
MERRILL, JUSTIN P.		\$162.00	\$162.00
MERRITT, LYNN C.		\$26,290.00	\$26,290.00
MIGLORIE, DARLENE M.	\$73,426.00	\$78,588.15	\$5,162.15
MILLS, DIANE L.		\$3,720.00	\$3,720.00
MOLASKI, PAULA M.		\$4,497.99	\$4,497.99
MORAN, TERENCE J.	\$75,309.00	\$75,423.00	\$114.00
MORENO, WILLIAM		\$110.00	\$110.00
MORTON, SHANNON L.	\$42,243.38	\$47,400.88	\$5,157.50
MOSER, ELIZABETH W.		\$22,290.00	\$22,290.00
MOUEDDENE, ILHAM	\$5,260.71	\$5,330.71	\$70.00
MYERS, KELTON J.	\$65,445.09	\$69,945.09	\$4,500.00
MYERS, RICHARDLW	\$52,704.00	\$54,138.90	\$1,434.90
NADLER, MARY A.	\$43,075.20	\$43,075.20	
NAPOLITANO, SHARON L.	\$98,583.00	\$98,583.00	

NAWN FAHEY, KAREN P.		\$630.00	\$630.00
NEILSON, HARLEY D.		\$396.00	\$396.00
NELSON, NICHOLLE P.	\$58,355.00	\$65,817.50	\$7,462.50
NEWTON, KIMBERLY S.	\$48,502.97	\$48,652.97	\$150.00
NICHOLS, JAMIE J.	\$41,402.00	\$45,727.78	\$4,325.78
NILSEN, JANINE D.	\$26,898.41	\$32,015.91	\$5,117.50
NOERPEL, MARY ANN	\$24,795.19	\$27,108.19	\$2,313.00
NORMAN, MICHAEL J.	\$96,378.00	\$106,038.81	\$9,660.81
NORTON, ELLA L.		\$4,256.91	\$4,256.91
NOTTE, ANGELA M.	\$6,620.25	\$6,620.25	
OAKMAN, CHARLES A.	\$7,170.24	\$7,170.24	
OGG, ROBIN S.		\$12,652.50	\$12,652.50
OKRANT, JULIA N.	\$45,169.00	\$51,317.80	\$6,148.80
OLNEY, CHARLES L.	\$53,907.06	\$60,476.46	\$6,569.40
OLSEN, GEORGIA		\$23,736.00	\$23,736.00
OLSEN, HEATHER A.	\$38,988.00	\$38,988.00	
OLSEN, WILLIAM K.	\$171,368.00	\$174,414.56	\$3,046.56
OLSON, MARY K.	\$67,774.00	\$75,104.00	\$7,330.00
OLSON, MICHAEL C.	\$50,171.81	\$54,887.28	\$4,715.47
O'NEILL, MARGARET		\$64.00	\$64.00
O'ROURKE, BONNIE L.	\$13,931.40	\$14,161.40	\$230.00
O'ROURKE, CATHYESELBY	\$80,961.00	\$95,483.50	\$14,522.50
O'ROURKE, EMME L.		\$15,129.90	\$15,129.90
PALFEY, CHARLENE M.		\$17,987.00	\$17,987.00
PANKRATZ, KRISTI R.		\$1,106.50	\$1,106.50
PARADEE, IAN G.		\$1,618.68	\$1,618.68
PARADEE, MELISSA A.	\$77,193.00	\$81,818.00	\$4,625.00
PATEL, PARTH K.		\$4,202.85	\$4,202.85
PATTERSON, ALEXIS T.		\$700.00	\$700.00
PATTERSON, MELISSA W.	\$69,658.00	\$80,857.17	\$11,199.17
PEARO, ASHLEY L.		\$1,685.00	\$1,685.00
PECOR, THOMAS J.	\$50,171.81	\$51,521.81	\$1,350.00
PEDONE, JOHN R.		\$142.00	\$142.00
PEDROZA, HEATHER R.	\$23,699.27	\$28,329.27	\$4,630.00
PEER, KIM A.	\$27,795.06	\$30,929.20	\$3,134.14
PEPE, LOREN M.		\$9,240.00	\$9,240.00
PEREZ, DAVID J.	\$53,754.10	\$55,313.44	\$1,559.34
PERKINS, DOUGLAS A.	\$26,898.41	\$27,098.41	\$200.00
PERRY, JANE C.	\$30,953.18	\$33,950.68	\$2,997.50
PETERS, OLGA M.	\$62,123.00	\$64,963.60	\$2,840.60

PETTIS, LEAANN	\$64,007.00	\$69,002.00	\$4,995.00
PEW, JENNIFER L.	\$69,658.00	\$74,758.00	\$5,100.00
PEZZETTI, KAREN M.		\$360.00	\$360.00
PINSON, DANIELLE J.	\$56,472.00	\$69,972.21	\$13,500.21
PIONTEK, JOANNE C.	\$27,152.51	\$32,417.26	\$5,264.75
PLEMENOS, THEODORE	\$132,600.00	\$136,600.00	\$4,000.00
PLOOF, KAYLA R.	\$48,611.00	\$55,679.90	\$7,068.90
PLOOF, SHANA R.	\$35,768.64	\$35,923.76	\$155.12
POALINO, TONI M.	\$75,309.00	\$75,885.30	\$576.30
POCKETTE, EVAN B.		\$465.00	\$465.00
POLITANO, ERIKA C.	\$80,961.00	\$85,761.00	\$4,800.00
POLJACIK, LORNA A.	\$77,193.00	\$81,843.00	\$4,650.00
POMEROY, CAROLYN M.	\$45,169.00	\$45,304.00	\$135.00
PONTO, SUSAN N.	\$80,961.00	\$100,454.96	\$19,493.96
POREMSKI-BEITZEL, HILARY B.	\$77,193.00	\$85,693.00	\$8,500.00
PORO, KYLEE M.		\$2,360.00	\$2,360.00
POTTER, MARINA H.		\$12,950.00	\$12,950.00
POWERS, MARYCATHERINE	\$27,889.89	\$28,255.69	\$365.80
PRINGLE, JANET E.	\$79,077.00	\$80,096.64	\$1,019.64
PRITCHARD, MADELINE B.	\$50,820.00	\$59,755.67	\$8,935.67
PROS, JENNIFER	\$85,448.94	\$94,198.94	\$8,750.00
PROVOST, NOA L.	\$80,961.00	\$83,301.00	\$2,340.00
PURDY, ROBERT E.		\$4,302.69	\$4,302.69
USATERI, RACHEL R.	\$75,309.00	\$75,309.00	
RAGONNET, KIMBERLY	\$74,906.28	\$75,206.28	\$300.00
RAISHART, MARK A.	\$34,946.06	\$34,946.06	
RAJDA, BRITTANY M.	\$47,030.98	\$50,780.98	\$3,750.00
RAJIA, BONNIE M.		\$16,490.71	\$16,490.71
RAMEY, KRISTEN	\$79,077.00	\$84,027.00	\$4,950.00
RANNEY, TEAH R.	\$19,110.00	\$19,725.90	\$615.90
RAVENNA, CAROLYN D.	\$80,961.00	\$86,211.00	\$5,250.00
REED, PAMELA J.	\$132,701.62	\$132,701.62	
REED, TIMOTHY M.	\$9,901.43	\$23,802.41	\$13,900.98
REINERTZ, MICHAEL F.	\$48,937.00	\$50,059.40	\$1,122.40
REMY, ALISON D.	\$77,193.00	\$78,093.00	\$900.00
RENFROW, CAROL C.	\$67,774.00	\$73,009.00	\$5,235.00
RENFROW, CLARENA M.	\$77,193.00	\$89,599.11	\$12,406.11
REYNOLDS, LEAH E.		\$270.19	\$270.19
RICHARDS, CHRISTOPHER E.	\$50,171.81	\$57,291.63	\$7,119.82
RICHARDS, KATE E.	\$58,355.00	\$58,355.00	

RILEY, MATTHEW J.	\$63,105.00	\$63,105.00	
RIVERA, DEMETRA	\$23,566.20	\$32,409.69	\$8,843.49
ROBERTS, KAREN E.		\$54,960.59	\$54,960.59
ROBERTSON, AUSTIN M.		\$325.00	\$325.00
ROBIDEAU, CATHLEEN	\$24,845.87	\$25,208.37	\$362.50
ROCHE, JOANNA C.		\$11,900.00	\$11,900.00
RODGERS, ANN M.	\$56,472.00	\$57,447.00	\$975.00
ROGERS, JENNIFER L.	\$22,291.50	\$22,706.50	\$415.00
ROGERS, KAREN V.	\$80,961.00	\$84,561.00	\$3,600.00
ROOT, LORIE A.	\$80,961.00	\$81,261.00	\$300.00
ROSER, TARA L.		\$800.00	\$800.00
ROSS, CASONDRA L.		\$200.00	\$200.00
ROSS, KENDRA I.	\$50,820.00	\$61,366.38	\$10,546.38
ROSS, NAOMI A.	\$60,239.00	\$60,239.00	
ROSWELL, DANIEL J.	\$87,960.00	\$88,510.00	\$550.00
ROUCOULET, JENNIFER A.	\$47,480.81	\$49,948.32	\$2,467.51
ROUSE, MANDIE J.	\$24,845.87	\$33,601.47	\$8,755.60
ROWE, KATHLEEN G.	\$59,442.74	\$63,442.74	\$4,000.00
RUBY, CARLING A.		\$4,714.84	\$4,714.84
RUDY, CHRISTIAN R.		\$4,917.36	\$4,917.36
RUHLIN, JUSTINE P.	\$109,181.00	\$109,181.00	
RUMRILL, SAMANTHA L.	\$25,175.29	\$38,582.82	\$13,407.53
RUSSO, KAYLA M.	\$62,123.00	\$66,373.00	\$4,250.00
RYAN, JANICE M.		\$11,880.00	\$11,880.00
SABATASO, EMILIA Y.		\$1,629.00	\$1,629.00
SABATASO, JOSEPH A.	\$77,193.00	\$87,869.98	\$10,676.98
SABOTKA, THOMAS J.		\$10,695.16	\$10,695.16
SAMPSON, ELIZABETH S.	\$43,285.00	\$43,439.30	\$154.30
SAMPSON, STEPHEN A.	\$119,398.00	\$122,731.33	\$3,333.33
SARNOWSKI, KAREN A.	\$50,171.81	\$53,654.69	\$3,482.88
SARTOR, CAITLIN R.	\$51,858.48	\$58,205.33	\$6,346.85
SAVAGE, HOLLY A.		\$120.00	\$120.00
SCHAFFER, GEORGE J.		\$2,151.35	\$2,151.35
SCHILLINGER, GREGORY J.	\$145,377.00	\$147,367.00	\$1,990.00
SCHOCK, MICHAEL E.		\$7,900.00	\$7,900.00
SCHWANER, LACEY S.	\$71,542.00	\$76,964.50	\$5,422.50
SCOTT, GLENN C.	\$116,613.00	\$121,413.00	\$4,800.00
SEELEY, REGAN M.	\$23,616.88	\$29,605.88	\$5,989.00
SENECAL, GLEN C.	\$53,907.06	\$58,890.24	\$4,983.18
SEVIGNY, EMMA K.		\$372.00	\$372.00

SHANNON, MACGREGOR J.	\$45,169.00	\$57,699.95	\$12,530.95
SHEA, LYNN	\$26,454.96	\$28,402.96	\$1,948.00
SHORTLE, JAMES R.		\$227.00	\$227.00
SHORTLE, STACY L.	\$85,290.46	\$101,809.93	\$16,519.47
SIHLER, KIMBERLY S.	\$26,974.43	\$29,630.43	\$2,656.00
SILISKI, CHRISTOPHER	\$77,193.00	\$77,193.00	
SILISKI, ELLADA A.	\$69,658.00	\$74,903.00	\$5,245.00
SILVERBLATT, GABRIELLA A.		\$5,530.00	\$5,530.00
SIROIS, NATHAN M.	\$2,883.44	\$2,913.44	\$30.00
SKAZA, GRACYN M.		\$1,489.50	\$1,489.50
SMAKHTIN, IURI Y.	\$21,752.64	\$21,752.64	
SMIECHOWSKI, ROMAN T.	\$75,309.00	\$97,158.08	\$21,849.08
SMITH, PHYLLIS M.	\$45,169.00	\$45,919.00	\$750.00
SMITH, TIMOTHY J.	\$15,377.60	\$15,377.60	
SMITH, TRACY R.	\$24,577.69	\$24,577.69	
SNARSKI, ROBERT A.		\$114.00	\$114.00
SNAY, ERIC I.	\$67,411.57	\$70,030.47	\$2,618.90
SOLOMON, DANIELLE J.		\$495.00	\$495.00
SOLOMON, MELISSA A.	\$77,193.00	\$77,943.00	\$750.00
SPAFFORD, DINA A.	\$65,891.00	\$66,571.00	\$680.00
SPAUDLING, RYANNE K.	\$77,193.00	\$84,693.00	\$7,500.00
SPRAGUE, BETHANY A.	\$56,787.50	\$56,787.50	
ST LAWRENCE, SCOTT	\$50,171.81	\$51,829.00	\$1,657.19
ST LAWRENCE, STEPHEN P.	\$50,171.81	\$52,811.81	\$2,640.00
STACOM, SALLY M.	\$73,426.00	\$74,026.00	\$600.00
STAMEY, ALEXA M.	\$58,355.00	\$61,190.00	\$2,835.00
STANNARD, MICHAEL R.	\$73,426.00	\$78,852.65	\$5,426.65
STANOWSKI, MICHAEL F.	\$7,597.04	\$7,597.04	
STEVENS, BONNIE M.	\$23,781.59	\$26,007.09	\$2,225.50
STEVENS, JILLIAN C.	\$62,123.00	\$62,123.00	
STOUT, GEORGEA D		\$2,480.00	\$2,480.00
STOUTES, SUMMER D.	\$74,906.28	\$76,331.56	\$1,425.28
STRATTON, MERI BETH	\$25,682.09	\$26,966.09	\$1,284.00
STRATTON, TODD A.	\$75,309.00	\$80,959.00	\$5,650.00
STUTE, ALEXANDER E.		\$4,306.25	\$4,306.25
STYLES, GREGORY D.	\$67,774.00	\$69,222.19	\$1,448.19
SULLIVAN, BRIAN P.	\$46,200.00	\$46,200.00	
SUNDERLAND, THERESA E.		\$4,302.69	\$4,302.69
SWANE, BRIAN K.	\$4,481.40	\$4,481.40	
TABOR, LANCE S.	\$50,171.81	\$51,321.81	\$1,150.00

TANEN, SUSAN L.	\$71,542.00	\$75,246.06	\$3,704.06
TAPLIN, ERMA J.		\$1,820.10	\$1,820.10
TAYLOR, SARAH A.	\$54,588.00	\$58,788.00	\$4,200.00
TAYLOR, SARAH I.	\$45,169.00	\$49,537.90	\$4,368.90
THAKKER, PARTH C.		\$330.00	\$330.00
THEIS, MELISSA M.	\$65,445.08	\$66,107.23	\$662.15
THOMAS, MICHELE L.	\$26,746.37	\$32,790.37	\$6,044.00
TOMASI, ANN M.	\$25,504.71	\$28,674.71	\$3,170.00
TOMASINI, CARA L.	\$24,212.75	\$30,334.20	\$6,121.45
TOOLEY, CHRISTOPHER N.	\$75,309.00	\$75,309.00	
TOWNE, DANIEL	\$73,013.00	\$87,646.48	\$14,633.48
TOWNSEND LANG, GAYLE	\$37,800.00	\$42,381.00	\$4,581.00
TRAYNOR, NATHAN J.		\$484.00	\$484.00
TRAYNOR, PAYTON I.	\$11,765.97	\$11,830.97	\$65.00
TREPAINIER, MARK T.		\$2,950.42	\$2,950.42
TREVINO, CYNTHIA J.	\$80,961.00	\$112,942.31	\$31,981.31
TROY, CATHERINE M.	\$73,426.00	\$76,876.00	\$3,450.00
TRUDO, BENJAMIN C.	\$64,504.00	\$64,504.00	
TRUDO, JENNIFER J.	\$25,175.29	\$26,837.29	\$1,662.00
TRUDO, SARAH E.	\$44,685.90	\$44,685.90	
TUCKERMAN, STEVEN N.		\$7,860.00	\$7,860.00
TUERK JR, CONRAD J.	\$77,193.00	\$77,493.00	\$300.00
TULLY, MICHAEL O.	\$71,542.00	\$73,542.00	\$2,000.00
TYL, CHRISTOPHER T.	\$43,285.00	\$45,844.60	\$2,559.60
TYL, JERI ANNE	\$51,134.51	\$51,284.51	\$150.00
TYLER, BOBBIE H.	\$23,898.24	\$24,815.74	\$917.50
VAN SCIVER, JOHNCHRISTOPHER	\$58,355.00	\$67,622.06	\$9,267.06
VANDALL, ANDREW W.	\$71,542.00	\$72,942.00	\$1,400.00
VANDINE, TERESA L.	\$80,961.00	\$87,949.28	\$6,988.28
VANGUILDER, JAMIE L.	\$120.00	\$120.00	
VARGAS, DONNA A.		\$6,700.00	\$6,700.00
VENEZIA, JASON	\$41,402.00	\$45,152.00	\$3,750.00
VEYSEY, JUSTIN	\$48,937.00	\$55,940.26	\$7,003.26
WADE, VANESSA F.	\$22,631.82	\$22,846.82	\$215.00
WAITE, STEPHANIE L.	\$69,658.00	\$69,658.00	
WALKER, ANNA K.	\$69,285.50	\$69,285.50	
WALLET, JONATHAN M.	\$62,123.00	\$86,403.94	\$24,280.94
WARK, CATHERINE M.	\$52,704.00	\$57,907.66	\$5,203.66
WASHBURN, MARLIES A.	\$8,513.70	\$8,513.70	
WASSERMAN, HOWARD G.	\$41,555.00	\$41,555.00	

WATERHOUSE SR, DAVID J.	\$7,340.96	\$7,340.96	
WEBSTER-BURCH, CASSANDRA M.	\$4,158.75	\$8,716.24	\$4,557.49
WEISS, DEBORAH L.		\$720.00	\$720.00
WELCH, MARY A.	\$48,611.00	\$58,630.27	\$10,019.27
WELD, ADRIENNE M.	\$73,426.00	\$82,483.80	\$9,057.80
WETMORE, NATALIE J.	\$37,749.60	\$38,254.50	\$504.90
WETZEL, CHRISTOPHER J.	\$62,123.00	\$66,048.00	\$3,925.00
WHITEHORNE, JENNA S.	\$75,309.00	\$88,175.98	\$12,866.98
WHITNEY, JANET W.		\$5,530.38	\$5,530.38
WIGMORE, JENNIFER E.	\$119,398.00	\$124,731.33	\$5,333.33
WILCOX, GENEVIEVE C.	\$64,007.00	\$66,976.25	\$2,969.25
WILLIAMS, ALLISON M.	\$80,961.00	\$80,961.00	
WILLIAMS, ELIZABETH L P	\$71,542.00	\$71,692.00	\$150.00
WILLIAMS, GLENN G.	\$69,658.00	\$69,658.00	
WILLIAMS, KIERAN A.	\$9,644.25	\$17,870.37	\$8,226.12
WILSON, DIANA M.	\$80,961.00	\$80,961.00	
WILSON, DONNA J.		\$1,740.00	\$1,740.00
WILSON, SARAH A.	\$24,024.00	\$30,041.70	\$6,017.70
WISELL, DEBRA		\$10,305.00	\$10,305.00
WOLK, LYN H.	\$5,154.08	\$5,529.08	\$375.00
WOOD, BONNIE W.	\$84,653.00	\$88,853.00	\$4,200.00
WOOD, LISA J.	\$27,880.97	\$33,424.01	\$5,543.04
WOOD, MICHAEL J.		\$7,376.04	\$7,376.04
WOOD, TAMMY L.		\$13,100.00	\$13,100.00
WOODBURN, JAMES L.	\$26,898.41	\$27,048.41	\$150.00
WOODBURY, ERICA P.		\$1,018.11	\$1,018.11
WOODWARD, JAMES R.	\$75,309.00	\$76,194.00	\$885.00
WRIGHT, AMY E.		\$1,270.00	\$1,270.00
WRIGHT, RICHARD W.	\$31,155.53	\$43,307.27	\$12,151.74
YAKUNOVICH, CATHERINE	\$13,207.33	\$13,207.33	
YENNERELL, MELISSA M.	\$44,640.00	\$45,000.00	\$360.00
YOUNG, KRISTA M.	\$26,264.91	\$32,316.31	\$6,051.40
ZALOUDEK, PENNY	\$50,171.81	\$58,145.69	\$7,973.88
ZEITLER, LINDSAY W.	\$62,123.00	\$67,188.78	\$5,065.78
ZELLER, CHELSEA E.	\$36,162.00	\$37,236.88	\$1,074.88
ZIMMERMAN, NICOLE F.	\$20,960.12	\$21,504.42	\$544.30
ZMURKO, MATTHEW G.		\$5,777.90	\$5,777.90
ZULLO, MARY F.	\$25,175.29	\$26,835.29	\$1,660.00
		\$31,705,250.18	

OFFICE OF THE TREASURER

Fiscal Year 2023 Annual Report

Mary A. Markowski, City Treasurer and Delinquent Tax Collector

To The Honorable Board of Aldermen, Mayor and the Citizens of Rutland City:

I am pleased to report that the financial condition of the City of Rutland is sound for the year ended June 30, 2023. The audit for FY23 is scheduled to begin in November and will be completed on a timely basis to meet state and federal compliance requirements. Prior year Audited financial statements are available on the city website—www.rutlandcity.org under City Departments/Treasurer's Office/financial reports. Financial information included in this report is unaudited.

At the end of fiscal year 2023 the amount of the City's unassigned fund balance in the General Fund was approximately \$3 million. At the setting of the tax rate for fiscal year 2024 the Board approved using excess fund balance of \$460,000 to fund three new positions at City Hall and applied \$497,000 to offset the municipal tax rate. The remaining unassigned fund balance is held in the General Fund and provides the reserve necessary for ongoing City operations. The Board approved a policy in 2010 which requires the City maintain 10-15% of annual revenues as a reserve for operating funds. This policy has served the City well and provides for uninterrupted government services and eliminates the need for short-term borrowing.

Unfunded liabilities associated with the City's pension plans for municipal employees continue to be a significant financial issue for the City. In July 2016 the Board of Aldermen committed to a long-term payment plan to complete the address the municipal portion of the pension liability. In 2019, the Board furthered its commitment to address the unfunded pension liability by increasing the amount to be applied to the pension by 1.5% annually. These were important decisions by the Board and the appropriation is included in the annual city budget. As of January 31, 2023, the municipal pension obligation is over \$21 million. The pension liability impacts the City's audited financial statements in the same way that a debt obligation does. In FY24, the city plans to utilize a portion of the 1% local option tax revenue to allocate additional funds to the unfunded pension liability.

While the General Fund and Water fund are stable, the Sewer, Parking and Transit Funds continue to operate at a cash deficit and negatively impact the General Fund. The negative cash position in the Sewer Fund reflects project expenses that are pending reimbursements, as well as increased costs of operations. The Parking and Transit funds continue to operate with negative results. The BOA approved budget changes that will help offset the expenses in the parking fund and additional receipts from the state offset the transit maintenance expenses.

Property Taxes are billed annually with quarterly installments due in August, November, February, and May. The Board of Alderman is responsible for setting the tax rate annually, during the first 20 days of July. The municipal tax rate increased from 1.7794 in FY23 to 1.8860 in FY24. Prior year rates are outlined below:

FY	Muni Rate	Homestead Rate	Total Tax	Tax on \$150,000
2020	1.7763	1.4577	3.2340	4,854.00
2021	1.7676	1.5147	3.2823	4,923.45
2022	1.7705	1.6402	3.4107	5,116.05
2023	1.7994	1.5694	3.3688	5,053.20
2024	1.8860	1.5758	3.4618	5,192.50

The Treasurer's office works to ensure that the financial resources of the City of Rutland are managed and accounted for in an effective and efficient manner. In the Treasurer's office, we strive to provide financial information in a timely, accurate and meaningful format and continually work toward financial and operational improvements while providing professional service.

The daily duties in the office include collecting payments for taxes and water/sewer accounts, processing accounts receivable, accounts payable, and payroll. Property tax and water/sewer billing and collection continue to be a major task and often payment agreements can be worked out to assist taxpayers who fall behind.

The Treasurer's Office continued to place a high priority on delinquent tax and utility collection in FY 2023 and reduced the delinquent tax debt in both taxes and water & sewer over the prior year. Collection efforts include entering into payment agreements, water/sewer shut offs and property tax sales. The Treasurer's office will continue to focus on collection efforts in FY 2024.

I would like to take this opportunity to thank all of the staff of the Treasurer's Office for their hard work and continued service to the taxpayers and residents of the City.

It is a privilege to serve as City Treasurer and I would like to thank the citizens of Rutland for your support.

Mary Markowski
City Treasurer
October 2023

marym@rutlandcity.org; 802-773-1800 x239

Fiscal Year 2024 Tax Rate/Grand List

Revenues:

Total General Fund Appropriations	\$ 23,261,061.50	
Debt Service	\$ 871,836.00	
Voter Approved - Social Agencies		\$ 347,243.00
Estimated Revenues, Other	\$ (3,086,251.00)	
Estimated Surplus or Deficit	\$ (497,733.62)	
Transfers In	\$ (1,620,800.00)	
Net amount to be raised	\$ 19,275,355.88	

Grand List 2023-2024

\$ 10,242,133.66	
-------------------------	--

Municipal Tax Rate Calculation:

City Government Purposes	1.2067	\$ 12,359,002.88
County Tax	0.0082	\$ 84,000.00
Streets	0.3411	\$ 3,493,350.00
Bonds & Interest	0.0851	\$ 871,836.00
Pension	0.0980	\$ 1,003,983.00
Library	0.0802	\$ 820,941.00
Equipment Replacement Fund-Rec	0.0037	\$ 38,000.00
Equipment Replacement Fund-PD	0.0056	\$ 57,000.00
Fire Equipment Fund	0.0171	\$ 175,000.00
DPW Equipment Fund	0.0024	\$ 25,000.00
Social Agencies (voter approved)	0.0339	\$ 347,243.00
Total Tax Rate before exemptions	1.8820	\$ 19,275,355.88

Local Agreement Rate (actual)
(Veteran & special exemptions)

Total Municipal Tax Rate	1.8860	
---------------------------------	---------------	--

Education Tax Calculations:

Homestead Amount Raised	\$ 7,064,523.88	
Homestead Grand List	\$ 4,483,134.84	
Homestead Tax Rate	1.57580	
Non Homestead Amount Raised	\$ 8,630,952.25	
Non Homestead Grand List	\$ 5,143,288.39	
Non Homestead Tax Rate	1.67810	
Total Education Amount	\$ 15,695,476.13	

<u>Tax Year</u>	<u>Grand List</u>	<u>Municipal Rate</u>	<u>Homestead Rate</u>	<u>NonHomestead Rate</u>
2017	\$10,203,548.76	1.5170	1.5607	1.6243
2018	\$10,097,684.34	1.5932	1.4799	1.5579
2019	\$10,100,267.40	1.7792	1.4639	1.6054
2020	\$10,113,685.90	1.7763	1.4577	1.6033
2021	\$10,257,513.00	1.7676	1.5147	1.6978
2022	\$10,200,554.00	1.7705	1.6402	1.7261
2023	\$10,118,533.00	1.7994	1.5694	1.6537
2024	\$10,242,133.66	1.8860	1.5758	1.6781

Summary Report for 07/01/22-06/30/23

Expenses and Disbursements

The following is a list of payments made to vendors and individuals from the City of Rutland. The report includes payments in excess of \$300.00. The report does not include refunds made.

<u>#</u> <u>Company Name</u>	<u>Paid Amount</u>
4SECURITY.COM	2,127.90
802 FISHIN'	2,900.00
A & J AUTO PARTS INC	5,561.03
A 1 SEWER AND DRAIN SERVICE INC.	5,745.00
AAA POLICE SUPPLY	47,173.01
AARON AUDET	900.00
ACADIA INSURANCE CO	2,693.00
ADAMSON INDUSTRIES CORP	2,890.00
ADIRONDACK 2-WAY RADIO INC	651.80
ADIRONDACK EVG INC	10,258.44
ADIRONDACK TIRE CORP	964.65
ADVANCE AUTO PARTS	429.97
AE COMMERCIAL DIVING SERVICES	46,037.50
AFLAC	11,114.59
AFSCME OF NEW ENGLAND	29,992.93
AIRGAS USA LLC	5,748.59
ALAN HALL	500.00
ALDERMANS CHEVROLET INC	2,061.70
ALDRICH & ELLIOTT PC	30,120.00
ALICIA PITTS	541.00
ALL HANDS FIRE EQUIPMENT LLC	805.16
ALLEGIANCE TRUCKS JERICHO	7,908.64
ALLEN ENGINEERING AND CHEMICAL CORP	11,108.47

ALLEN TRENCH SAFETY CORP	41,093.60
ALLIED AUTO PARTS	10,856.49
ALPINE SOFTWARE CORP	8,897.50
AMAZON CAPITAL SERVICES INC	40,510.36
AMERICAN LEGION DEPARTMENT OF VT	1,000.00
AMERICAN TEST CENTER CORP	2,647.00
AMERIGAS	33,394.48
AMI INVESTMENTS	1,180.00
ANCHORAGE BY THE SEA	20,166.56
APGN INC	15,607.84
APGN INC	5,495.00
APPLIED INDUSTRIAL TECHNOLOGIES INC	34,998.99
AQUAPLATES INC	439.56
AQUATEC ENVIRONMENTAL INC	3,540.00
ARC MECHANICAL	16,176.50
ARC RUTLAND AREA	35,900.00
ASCAP	420.00
ASSOCIATED ELECTRO MECHANICS INC	2,985.00
ASSOCIATED GENERAL CONTRACTORS OF VT	10,160.00
A-TEAM AUTO GLASS INC	300.00
AUGUSTUS LOURAS	1,124.00
AUTISM ADVOCACY AND INTERVENTION LLC	10,000.00
AWESOME GRAPHICS INC	429.00
AXON ENTERPRISE INC	61,974.23
AYYEKA INC	3,600.00
BCI CAPITAL INC	63,559.66
BELDEN COMPANY INC	18,888.91
BELDEN CONSTRUCTION LLC	266,710.98
BELLOMOS MARKET	512.04
BENSON ELECTRIC INC	76,501.25
BERGERON PROTECTIVE CLOTHING LLC	56,059.22
BERKSHIRE HATHAWAY HOMESERVICES	470.00

BEST TV & APPLIANCE OF RUTLAND INC	499.00
BIG HANDSOME ENTERTAINMENT LLC	1,350.00
BIG TEX TRAILER WORLD INC	10,128.00
BIKE INSTRUCTOR CERTIFICATION PROGRAM	650.00
BILL LOHSEN PLUMBING & HEATING INC	1,841.27
BLACK BEAUTY DRIVEWAY SEALING	4,600.00
BLUE CROSS BLUE SHIELD (AP)	2,332,458.17
BLUE CROSS BLUE SHIELD (PR)	439,603.96
BMI	433.85
BOBCAT OF SARATOGA	400.00
BODYGEARS/PENQUIN JACKS	1,909.76
BOYS AND GIRLS CLUB	27,500.00
BRADFORD MORGAN	3,000.00
BRICKS R US INC	9,296.00
BROC	10,000.00
BROOK FIELD SERVICE	2,033.00
BURLINGTON FIRE DEPARTMENT	375.00
BURT PROCESS EQUIPMENT INC	1,001.57
C & C CONCRETE CURB INC	81,986.20
C N WOOD CO INC	708.51
CAI TECHNOLOGIES	3,000.00
CALE AMERICA INC	6,935.63
CALVARY BIBLE CHURCH	1,000.00
CAMERON GREENE	304.87
CAMP PRECAST CONCRETE PRODUCTS INC	18,913.40
CANON FINANCIAL SERVICES INC	21,844.81
CARBON FILTRATION SYSTEMS INC	255,592.00
CARGILL INC	272,235.35
CARPENTER & COSTIN	2,996.00

CARPET KING OF VERMONT	5,000.00
CARRARA'S RUSTPROOFING LLC	3,925.00
CARRARA'S SERVICES	590.00
CARROT-TOP INDUSTRIES INC	2,972.44
CASELLA CONSTRUCTION INC	39,616.10
CASELLA WASTE SYSTEMS INC	807,092.21
CASTLETON UNIVERSITY	1,800.00
CATAMOUNT CRANE COMPANY	2,000.00
CENTRAL VERMONT COMMUNICATIONS	265,855.67
CENTRAL VERMONT CONTRACT CLEANING INC	44,153.00
CENTRAL VERMONT MOTORCYCLES INC	435.93
CENTRAL VT TRUCK REPAIR INC	2,293.20
CERTIFIED LABORATORIES	2,350.80
CHALLENGER SPORTS CORP	5,672.00
CHAMBER & ECONOMIC DEVELOPMENT	152,181.00
CHAMPLAIN VALLEY FUELS	331,541.39
CHAMPLIN ASSOCIATES INC	6,229.72
CHEM-DRY OF RUTLAND-KILLINGTON	1,479.00
CHILD SUPPORT (OFFICE OF) (PR)	24,974.55
CHRIST THE KING SCHOOL	3,076.85
CINTAS	17,665.89
CITY OF RUTLAND TREAS. OFFICE (AP)	1,160.35
CIVICPLUS LLC	17,562.00
CLEARCHOICE MD URGENT CARE	429.00
CLOW VALVE COMPANY	5,360.15
CLUB APPAREL LLC	1,095.91
COGENT LEASING AND FINANCING	57,232.25

COLLABORATION 133 LLC	8,440.54
COLUMBUS SUPPLY	5,326.64
COMBAT READY FIRE TRAINING LLC	6,541.29
COMCAST	11,615.49
COMMUNITY BANK N.A.	175,577.16
COMMUNITY ROOTS LLC	5,484.88
COMPANIONS IN WHOLENESS	7,500.00
CONNECTICUT MUT LIFE INS. CO (PR)	3,445.00
CONNECTUS	670.50
CONSOLIDATED COMMUNICATIONS INC	2,100.03
CORE & MAIN LP	363.00
CORROSION PRODUCTS & EQUIPMENT INC	5,731.07
COTT SYSTEMS INC	11,777.50
CRAGINS SERVICE STATION	790.44
D& W DIESEL INC	2,180.06
DANAHER FLOOR RESTORATION INC	6,200.00
DASH MEDICAL GLOVES INC	2,061.71
DAVEY RESOURCE GROUP INC	2,500.00
DENARDO FARM	1,001.00
DEPOYS MOUNTAIN KLEEN	1,000.00
DEPT OF PUBLIC SAFETY #73816	441.25
DIAMOND MOWERS INC	444.23
DIESELLAPTOPS.COM	2,195.00
DOMINIONTECH COMPUTER SVC INC	82,136.22
DOWN VALLEY BIKES	5,000.00
DOWNTOWN RUTLAND PARTNERSHIP	252,000.00
DRC SOLAR LLC	36,741.34

DTN LLC	3,234.00
DUBOIS & KING INC	14,562.72
DUKES ROOT CONTROL INC	4,675.92
DURGIN AND CROWELL LUMBER CO INC	2,150.00
EAN SERVICES LLC	4,475.02
EARLES TRUCK REPAIR INC	36,360.35
EASTWOOD ANIMAL CLINIC	1,214.85
ED EATON FIRE TRUCK REPAIR	5,501.34
ELECTRONIC DATA COLLECTION CORP	6,825.00
ELLICOTT & ELLICOTT P.C. (PR)	848.00
EMERGENCY SERVICE MARKETING CORP	785.00
EMMA COOK MUSIC	650.00
ENDYNE INC	19,083.50
ENERJAZZ BIG BAND	900.00
ENTENMANN-ROVIN COMPANY	1,852.65
ENVIRONMENTAL SYSTEMS RESEARCH INSTITUTE	3,300.00
EPEC INC	342.00
EQUATURE	2,050.00
EQUIPMENT EAST LLC	11,045.76
EUPHORIC HAIR EXPERIENCE LLC	10,000.00
F. W. WEBB COMPANY	232,242.11
FABIAN EARTH MOVING INC	994.00
FARMTEK	1,983.40
FARRAR INC	30,172.53
FASTENAL COMPANY	30,980.57
FEDERAL EXPRESS CORP	438.78

FENIEX INDUSTRIES INC	1,498.90
FERGUSON WATERWORKS #576	95,423.72
FILEONQ INC	2,559.00
FIRE TECH AND SAFETY OF NE	236,467.28
FIREMATIC SUPPLY CO INC	6,612.82
FIRST LINE SECURITY INC	4,097.00
FIRST NATIONAL BANK OMAHA	85,672.69
FIRST RESPONSE METERING LLC	6,600.00
FIRSTLIGHT FIBER	78,241.08
FISHER ELECTRIC LLC	4,902.11
FITNESS MADE FUN	1,305.00
FLEETPRIDE INC	1,065.12
FLORENCE CRUSHED STONE	36,727.42
FLSMIDTH INC	2,280.64
FOLEY DISTRIBUTING CORP	2,327.90
FOLEY SERVICES INC	7,979.24
FORD CREDIT DEPT 43401	49,729.78
FORESTRY SUPPLIERS INC	1,167.96
FORMAX	1,015.00
FORMULA FORD LINCOLN INC	64,454.50
FULLER SAND & GRAVEL INC	1,237,178.49
G M W E A	480.00
GAGNON LUMBER INC	320.00
GALLS LLC	24,488.65
GARLANDS FARM AND GARDEN	6,481.27
GERALD WHITE SALES & SERVICE	8,070.40
GIUSEPPE'S ITALIAN MARKET	5,000.00
GLOBAL TEL*LINK CORP	363.47

GOLDEN RULE CREATIONS INC	388.27
GOVOFFICE LLC	1,500.00
GOVOS INC	10,500.00
GOVPILOT LLC	54,090.00
GRAINGER	10,779.28
GRAPHIC EDGE	1,592.90
GRASSLAND EQUIPMENT	9,402.84
GRAYBAR ELECTRIC CO INC	463.10
GREEN LANTERN DEVELOPMENT (ACH)	43,200.00
GREEN LANTERN DEVELOPMENT LLC	6,640.12
GREEN MOUNTAIN POWER	742,587.18
GREEN MOUNTAIN POWER	487.50
GREEN SCREEN GRAPHICS CORP	7,792.62
GSDO/GUARDIAN GROUP LLC	900.00
GT OUTDOOR POWER EQUIPMENT	1,048.19
GUARINO'S SWIMMING POOL SERVICE INC	15,464.60
HABITAT FOR HUMANITY OF RUTLAND	1,440.00
HACH COMPANY	43,994.40
HANNA INSTRUMENTS INC	352.00
HEALTHY DOLLARS INC	11,058.00
HELENA AGRI ENTERPRISES LLC	2,850.00
HENDERSON'S PROPERTY SERVICES LLC	885.00
HIGH THREAT INNOVATIONS	2,285.00
HOBO INC	2,047.00
HODGES BADGE CO INC	3,792.61
HOLDEN CEMETERY MAINTENANCE INC	580.00
HOLLAND COMPANY INC	237,125.85
HOME DEPOT CREDIT SERVICES	40,963.42
HORSFORDS GARDENS AND NURSERY	4,297.35
HOUSING TRUST OF RUTLAND COUNTY INC	21,289.13
HOWARD P FAIRFIELD LLC	2,728.72
HOWE CENTER AUTO INC	39,593.41

HUBBARD BROTHERS INC.	4,911.89
HUNTINGTON PUBLIC CAPITAL CORP-ACH	37,720.82
IAFF LOCAL 2323	3,246.38
IBF SOLUTIONS INC	1,520.88
IDEMIA IDENTITY & SECURITY USA LLC	1,325.00
IDEXX LABORATORIES INC	4,817.84
IDS	739.24
IMPACT FIRE SERVICES	3,854.25
INFINITE HEALTH AND FITNESS INC	1,200.00
INITIAL IDEAS	4,425.43
INTERSTATE BATTERY OF GREEN MOUNTAIN	5,094.55
IRVING BLENDING & PACKAGING	2,590.65
IRVING ENERGY	13,219.57
ITRON INC	79,068.00
IWORQ SYSTEMS	5,650.00
J & R SPRINKLER CO	968.69
JACK OF ALL BLADES	13,105.00
JACMAC INC	650.00
JENNA ELLIOTT	903.09
JJS UNIVERSAL CONSTRUCTION COMPANY	18,618.00
JOHN JANOSKI	12,510.00
JOHN LACKARD	800.00
JOHNSON HEALTH TECH NA INC	8,549.50
JOSEPH A GIANCOLA	970.00
JOSEPH P CARRARA AND SONS INC	81,141.36
JOSHUA COTE	800.00
K5 CORPORATION	172,007.85
KB MACHINE	7,640.00
KEITH LORMAN	1,350.00
KEYBANK NATIONAL ASSOCIATION	20,000.00
KEYSER ENERGY	4,924.09
KIMTEK CORPORATION	6,100.00
KINNEY PIKE INSURANCE INC	6,351.00
KOFILE INC.	2,033.86
KOMLINE-SANDERSON	2,067.25
KS STATEBANK (ACH)	54,325.59

KSA BUILT LLC	30,000.00
KT HATHAWAY LLC	1,560.00
LAFASO ELECTRIC INC	94,394.38
LAFOND'S AUTO	8,299.68
LAKE GEORGE STEAM BOAT CO	1,910.00
LAKE THEATRE PRODUCTIONS	2,632.50
LAVALLEY BUILDING SUPPLY INC	10,613.61
LAWES AGRICULTURAL SERVICE	1,400.00
LAWSON PRODUCTS INC	710.42
LAZ KARP ASSOCIATES LLC	81,293.16
LCS CONTROLS INC	50,182.80
LEGAL AND LIABILITY RISK MGMT INSTITUTE	550.00
LEONARD RUDOLF CONSULTING	1,250.00
LEXIPOL LLC	2,337.90
LHS ASSOCIATES INC	1,474.90
LINDA MACFARLANE	650.00
LOREN BOUDREAU	358.75
LORI GURNEY M.S.	900.00
L-TRON CORPORATION	1,651.00
LT'S LITTLE DOG CAMP	5,000.00
LYNN PEAVEY COMPANY	2,612.07
M & K COMMERCIAL DIVING LLC	2,950.00
M&M LAWN CARE & TRUCKING LLC	650.00
M&T BANK	2,043.30
M&T BANK/WILMINGTON TRUST	176,875.23
M&T BANK/WILMINGTON TRUST (ACH)	627,966.62
M&W SOILS ENGINEERING INC	1,100.00
M.M. HAYES COMPANY INC	5,984.91
MAC EQUIPMENT & STEEL COMPANY (AP)	788.85
MAD ROSE LLC	10,000.00

MADISON NATIONAL LIFE INSURANCE CO. INC	9,811.32
MAGEE OFFICE PRODUCTS	2,299.90
MAGNUM PRO AUDIO	11,057.48
MAINE OXY	1,016.44
MARBLE VALLEY FIRE LLC	1,701.95
MARBLE VALLEY REGIONAL TRANSIT DIST	47,580.00
MARKOWSKI EXCAVATING INC	254,156.85
MASS MUTUAL (PR)	530.00
MASS MUTUAL VA (PR)	15,372.00
MATTHEW HOWLAND	360.00
MC ELECTRIC	6,500.00
MCDUFF ELECTRIC INC	16,395.87
MCGEE MECHANICAL SERVICES	58,600.08
MCMASTER CARR SUPPLY CO	314.31
MELINDA LABEN-HARDT	1,440.00
MENDON TRUCKING AND EXCAVATING LLC	675.00
MERCHANTS BANK (PR/941)	3,255,466.41
MICHEL M JONES	768.38
MILL RIVER LUMBER LTD	1,290.00
MINUTEMAN PRESS	3,278.05
MINUTEMAN TRUCKS INC	1,166.66
MINUTEMEN PRESS (ACH)	3,081.30
MISSION COMMUNICATIONS LLC	3,966.00
MITCHELL TEES & SIGNS INC.	23,938.75
MKF PROPERTIES LLC	4,550.00
MODERN CLEANERS & TAILORS INC	6,607.00
MOTOROLA SOLUTIONS INC	1,500.00
MOUNTAIN GIRL CANNABIS	5,000.00
MTLE TRAINING LLC	599.00
MULTIQUIP INC	10,027.40

MUNIBILLING	50,194.10
MUNICIPAL EMERGENCY SERVICES INC	2,484.74
MUNICIPAL LEASING CONSULTANTS	1,295.00
MUSIC THEATRE INTERNATIONAL	3,304.65
MUTUAL OF OMAHA INSURANCE CO	10,254.50
NATIONAL FILTER MEDIA	5,086.28
NATIONAL RECREATION & PARK ASSOC	1,520.00
NAYLOR & BREEN BUILDERS INC	3,914.08
NBF ARCHITECTS P.C.	22,248.00
NE MUNICIPAL CONSULTANTS LTD	2,080.00
NEEDHAM ELECTRIC SUPPLY CORP	12,374.26
NEW ENGLAND AIR SYSTEMS LLC	48,915.65
NEW ENGLAND KENWORTH	1,027.13
NEW ENGLAND MUNICIPAL RESOURCE CTR LTD	10,738.96
NEW ENGLAND NURSERY SALES INC	14,455.00
NEW ENGLAND PBA INC	20,037.50
NEW HAMPSHIRE DEPT OF SAFETY	3,790.00
NEW HAMPSHIRE HYDRAULICS INC	425.00
NEW HORIZON TOUR & TRAVEL	1,632.00
NEW STORY CENTER	100,083.74
NEWPORT GROUP INC.	21,500.00
NO WEAK LINK LLC	300.00
NOBLE ACE HARDWARE	24,975.66
NORTHEAST DELTA DENTAL (PR)	40,576.73
NORTHEAST DELTA DENTAL (AP)	78,783.55
NORTHEAST MAILING SYSTEMS LLC	320.07
NORTHEAST SPORTS NETWORK INC	350.00

NORTHERN NURSERIES INC	4,397.00
NORTHERN TOYOTALIFT	3,625.99
NORTHWEST RIVER SUPPLIES INC	447.01
OCCUPATIONAL HEALTH PARTNERS LLC	3,404.00
OGUNQUIT PLAYHOUSE FOUNDATION	3,146.40
ONE TO ONE PROGRAM	6,000.00
O'REILLY AUTO PARTS	2,662.94
OTIS ELEVATOR CO	9,861.42
OTTER CREEK ENGINEERING INC	6,529.30
OVERHEAD DOOR COMPANY OF RUTLAND	28,312.20
P R I A C (PR)	730,511.15
P R I A C (AP)	1,051,562.16
PARROS GUN SHOP	56,381.23
PATRIOT PROPERTIES INC	7,480.00
PAYMENTUS CORPORATION	1,281.75
PENN VALLEY PUMP CO INC	2,563.40
PEOPLES UNITED BANK (ACH)	160,000.00
PERIMETER SOLUTIONS INC	3,000.00
PERMA-LINE CORP OF N.E.	34,180.17
PETE'S TIRE BARNS INC	8,566.20
PETRA'S WELLNESS STUDIO	2,345.00
PHELPS PLUMBING AND HEATING LLC	3,731.76
PHENOVA INC	2,042.10
PHILIP HENRY	1,200.00
PINE HILL PARTNERSHIP INC	400.00
PIONEER ATHLETICS	4,083.60
PIONEER MOTORS & DRIVES INC	613.71
PITNEY BOWES INC	760.92

PITNEY BOWES INC (ACH)	16,050.00
PLACESENSE	1,800.00
POCKETTE PEST CONTROL	900.00
POLICE BENEVOLENT ASSOC. (PR)	14,511.00
POLLARDWATER	1,377.25
POM INCORPORATED	363.00
PORTLAND GLASS	2,129.80
POULIN LANDSCAPING	85,350.00
POWERS GENERATOR SERVICE LLC	1,733.27
PRATICO'S LANDSCAPING & FENCE CO IN	7,835.00
PRECISE MRM LLC	4,752.00
PREMIER COACH CO INC	10,609.00
PRIMMER PIPER EGGLESTON & CRAMER PC	14,465.38
PRINTELECT	1,244.26
PRUDENTIAL RETIREMENT (PR)	270,660.74
PTS	696.90
QUERRY GROUP LLC	8,904.01
QUICK N BRITE LTD	2,868.47
QUICKPRINT OF RUTLAND	1,130.71
R B ALLEN CO INC	8,897.63
R C ALLEN COMMUNICATIONS	2,300.00
R I S E	2,000.00
R. R. CHARLEBOIS INC	2,699.68
RACETTE ELECTRIC INC	350.00
RANCH CAMP	6,750.00
RAY BEANE INC	8,291.78
READ CUSTOM SOILS LLC	4,069.36

REGIONAL AMBULANCE SERVICE INC	67,770.00
RELX INC DBA LEXISNEXIS	1,608.00
REYNOLDS AND SON INC	70,473.92
RHOMAR INDUSTRIES INC	5,593.21
RHS BOOSTER CLUB	1,984.00
RICHARD REDINGTON	1,000.00
RICHARD REED AND SON INC	1,650.00
RICHCO PRODUCTS INC	2,443.49
ROBERT J BIZEK JR	500.00
ROCK - N- RESCUE	567.45
ROD'S ELECTRIC MOTOR REPAIR LLC	3,734.00
ROTELLA BUILDING MATERIALS INC	8,265.64
ROYAL GROUP INC	21,612.02
RSVP	8,475.00
RUTLAND AREA HOSPICE INC	8,000.00
RUTLAND AREA VISITING NURSE ASSOC	35,000.00
RUTLAND CITY BAND	7,000.00
RUTLAND CITY PETTY CASH	2,547.09
RUTLAND CITY PUBLIC SCHOOLS	10,792.00
RUTLAND COUNTY FREE CLINIC	10,000.00
RUTLAND COUNTY HUMANE SOCIETY INC	19,847.12
RUTLAND COUNTY PARENT CHILD CTR INC	38,085.81
RUTLAND COUNTY SOLID WASTE DISTRICT	1,107.24
RUTLAND FREE LIBRARY	716,694.00
RUTLAND HERALD	13,517.21
RUTLAND HIGH SCHOOL	500.00
RUTLAND HISTORICAL SOCIETY INC	4,750.00
RUTLAND MENTAL HEALTH SVC INC	30,000.00
RUTLAND PRINTING COMPANY INC	3,103.20
RUTLAND PUBLIC SCHOOLS (ACH)	13,609,928.45
RUTLAND REDEVELOPMENT AUTHORITY	219,513.80
RUTLAND REGIONAL	3,544.41
RYAN SMITH & CARBINE LTD	740.00
SAINTS CLEANING SERVICE	2,350.00
SANEL NAPA	9,457.34
SANITARY EQUIPMENT COMPANY	4,603.56

SECURSHRED INC	825.00
SELLERS TREYBAL STRUCTURAL ENGINEERS PC	2,743.75
SENSIBLE SHOE INC	1,403.25
SESAC	553.00
SHALLOW CREEK KENNELS INC.	10,500.00
SHANNON CHEMICAL CORPORATION	37,366.47
SHARPENING SHED	1,207.00
SHERRILL INC	3,450.19
SHERWIN WILLIAMS	1,294.45
SHI INTERNATIONAL CORP	2,353.36
SIGNATURE PUBLIC FUNDING CORP	346,416.67
SKI DOOR INC	2,298.00
SKIDA LLC	1,050.00
SLACK CHEMICAL COMPANY	10,230.00
SLR INTERNATIONAL CORP	65,000.00
SMEAL LTC LLC	2,309.84
SONS OF LIBERTY GUN WORKS	23,700.00
SOURCE ENERGY INFRARED LLC	3,700.00
SOUTHERN MAINE DIST 1 TRAINING COUNCIL	525.00
SOUTHWESTERN VT COUNCIL ON AGING	20,800.00
SPEAKEASY CAFE	10,000.00
SPORTS AND FITNESS EDGE INC	355.00
STADIUM SYSTEMS INC	2,379.40
STANLEY STEEMER	1,500.00
STAPLES BUSINESS ADVANTAGE	20,513.74
STAPLES CREDIT PLAN	398.69
STATE OF VERMONT	14,295.05
STATE OF VERMONT	25,591.50

STATE OF VERMONT/DEC	1,550.00
STEVEN FLYNN	899.50
STEVE'S WINDOW CLEANING INC	5,855.00
STILLWATER GRAPHICS INC	3,688.00
STITZEL PAGE & FLETCHER P.C.	135,575.89
STREAKWAVE WIRELESS INC	1,374.05
SUBURBAN PROPANE-2272	1,119.11
SULLIVAN POWERS & COMPANY P.C.	90,416.00
SUNSET ENTERTAINMENT	500.00
SUPER SHOES	383.96
SUPER SHOES/MACRO RETAILING LLC	1,172.89
SURPASS CHEMICAL CO INC	111,507.24
SUSTEMA CORP	28,096.02
T W GRACE INC	650.00
TACITLY INC	5,000.00
TACO FRESCO	10,000.00
TECH GROUP INC	115,668.64
TECHNOLOGY SALES ASSOCIATES INC	3,550.05
TEMPERATURE CONTROLS OF VT INC	55,000.00
TERRILL STREET DISCOUNT BEVERAGE	406.00
THE BLAKE GROUP	673.26
THE JACK FARRELLY COMPANY	55,048.77
THE MAC-HAYDEN THEATRE INC	3,555.50
THE MENTOR CONNECTOR	12,000.00
THE MOUNTAIN TIMES	995.00
THE PRUDENTIAL INSURANCE CO (PR)	530.00
THE TWANGTOWN PARAMOURS	800.00
THERMO SCIENTIFIC PORTABLE	19,700.00
THOMAS G KESSOP	6,774.00
THOMSON REUTERS WEST	889.99
TI SALES INC	43,433.21

TIFCO INDUSTRIES INC	565.03
TMDE CALIBRATION LABS INC	2,809.75
TOTAL TOOL LTD	399.17
TOWN OF KILLINGTON	424.86
TOWN OF MENDON	28,457.50
TOWN OF RUTLAND	127,708.60
TOWNLINE EQUIPMENT SALES INC	1,242.03
TRANE U.S. INC	3,539.86
TRAVIS BEAUCHAMP	870.20
TREASURER COUNTY OF RUTLAND	82,816.83
TREASURER STATE OF NEW HAMPSHIRE	786.00
TREASURER/STATE OF VERMONT	70,620.65
TREES INCORPORATED	2,500.00
TREEWORKS LTD	1,589.45
TRI STATE FOLDING PARTITIONS INC	24,500.00
TRIO COMMUNITY MEALS LLC	2,638.35
TRUE HIRE LLC	2,510.24
TSI INCORPORATED	1,545.00
TUZZO'S SERVICES LLC	4,166.72
TWOHIG POLYGRAPH SERVICES	4,475.00
TYLER BUSINESS FORMS	2,249.64
U S POSTAL SERVICE	870.00
U.S. BANK-VT MUNICIPAL BOND BANK (ACH)	915,346.78
ULINE	1,092.24
UNITED AG & TURF	6,629.43
UNITED CONSTRUCTION & FORESTRY LLC	185,222.02
UNITED PARCEL SERVICE	324.73
UNITED RENTALS (NORTH AMERICA) INC.	1,140.60
UNITED STATES TREASURY	746.07
UNITED WAY OF RUTLAND COUNTY (PR)	742.00
UNIVAR SOLUTIONS LLC	11,625.90
USA BLUEBOOK	17,675.27
USA SOFTBALL OF VERMONT	1,120.00
USTA NEW ENGLAND INC	880.00
UTILITRONICS	722.05
VACE INSURANCE	760.00
VAILLANCOURT TREE-LANDSCAPE SERVICE	2,995.00
VERIZON WIRELESS	34,813.54

VERMEER NORTHEAST	53,752.00
VERMONT ACHIEVEMENT CENTER	4,360.00
VERMONT ADULT LEARNING	3,000.00
VERMONT CENTER FOR INDEPENDENT LIVING	10,000.00
VERMONT DEPT OF LABOR	9,321.67
VERMONT DEPT OF TAXES	498.60
VERMONT DIGITAL	7,735.47
VERMONT DMV	448.00
VERMONT FARMERS FOOD CENTER	2,775.00
VERMONT LEAGUE OF CITIES AND TOWNS	21,299.00
VERMONT LIFE SAFETY LLC	1,471.50
VERMONT PEST CONTROL	2,496.00
VERMONT RECREATIONAL SURFACING & FENCING	1,000.00
VERMONT ROOFING CO INC	2,604.00
VERMONT RURAL WATER ASSOCIATION	2,019.00
VERMONT SPORT AND FITNESS	1,497.00
VERMONT STATE TREASURER	11,660.81
VERMONT SWIM ASSOCIATION	1,180.00
VERMONT SYSTEMS INC	6,785.18
VHB ENGINEERING NC P.C.	2,718.25
VIKING CIVES USA	448.50
VISION SERVICE PLAN	28,273.50
VLCT PACIF	9,108.50
VLCT PROPERTY AND CASUALTY	1,093,507.00
VMERS DB (PR)	1,260,667.49
VOITY ELECTRICAL	4,748.00
VRPA-VT RECREATION AND PARKS ASSOC	1,935.00
VT ASSOCIATION OF CHIEFS OF POLICE	600.00
VT DEPARTMENT OF HEALTH	1,398.00
VT DEPARTMENT OF LABOR-VOSHA	9,789.00
VT DEPT OF HEALTH LABORATORY	500.00
VT DEPT OF TAXES (PAYROLL)	429,613.23
VT ELEVATOR INSPECTION SVS INC	750.00
W B MASON CO INC	22,813.18
WANDER ON WORDS	724.00
WATERSMART SOFTWARE INC	22,820.78

WATKINS SPRING INC	3,659.91
WATSON-MARLOW INC	1,340.00
WEST COUNTY EQUIPMENT RENTALS LLC	13,105.80
WEST ST GRILLE LLC	5,000.00
WESTON & SAMPSON ENGINEERS INC	57,570.20
WEX BANK	259,111.51
WEX BANK	18,383.17
WHITE & BURKE REAL ESTATE INVESTMENT ADV	21,882.01
WILK PAVING INC	95,121.65
WIND RIVER ENVIRONMENTAL LLC	8,000.00
WINNING IMAGE GRAPHIX	4,646.90
WITMER PUBLIC SAFETY GROUP INC	28,864.62
WONDERFEET KIDS MUSEUM	146,488.07
WOOD AND WOOD SIGNS INC	24,360.00
WOOD'S CRW CORP	2,365.68
WORKSAFE TRAFFIC CONTROL INDUSTRIES INC	2,740.57
WORLD BLOCK INC	1,283.08
WORLDPOINT ECC INC	722.00
XYLEM WATER SOLUTIONS USA INC	61,706.93
Y&R 1 OPPORTUNITY FUND LLC	651.00
YANKEE PAINT	3,411.95
ZAMBONI COMPANY USA INC	574.93

CITY OF RUTLAND EARNINGS REPORT FY2023

Total earnings includes salary, overtime and other taxable benefits.

<u>DEPARTMENT/EMPLOYEE NAME</u>	<u>TOTAL W/OUT OT</u>	<u>OVERTIME</u>	<u>TOTAL EARNINGS</u>
BUILDING AND ZONING			
BLONGY, KEVIN R.	10,530.50		10,530.50
BROOKMAN, MICHAEL D.	84,405.65	6,857.15	91,262.80
CLARK, SUSAN A.	61,595.54	411.37	62,006.91
DELPHA, MICHELLE M.	1,036.12		1,036.12
HART, RHONDA S.	47,106.56	1,664.32	48,770.88
LANGLOIS, CASSIDY L.	1,735.80		1,735.80
LORENTZ, STEPHANIE A.	870.60		870.60
MCCLALLEN, MICHAEL E.	870.60		870.60
PAUL, ALBERT D.	870.60		870.60
PELL, JAMES B.	870.60		870.60
SADAKIERSKI, MARK P.	88,062.51	2,142.85	88,205.36
SCHREIBMAN, SUSAN D.	3,460.00		3,460.00
SPAULDING, BARBARA A.	1,955.00		1,955.00
STRNISTE, ANDREW P.	83,846.86		83,846.86
BOARD OF ALDERMAN	-		
ADAMS, ALEXANDER G.	647.02		647.02
BARBAGALLO, JOSEPH P.	2,264.57		2,264.57
CUPOLI, LAWRENCE P.	1,423.45		1,423.45
DAVIS, SHARON A.	2,588.08		2,588.08
DEPOY, THOMAS S.	1,941.06		1,941.06
DOENGES, MICHAEL P.	1,941.06		1,941.06
ETTORI, CHRISTOPHER J.	916.66		916.66
FRANCO, THOMAS A.	1,941.06		1,941.06
GILLAM, WILLIAM F., JR	2,588.08		2,588.08
HOOKE, CHERYL M.	647.02		647.02
MCCANN, JOHN W.	647.02		647.02
MCCLURE, KIANA L.	647.02		647.02
SAVAGE, CARRIE B.	2,588.08		2,588.08
TADIO, ANNA M.	2,588.08		2,588.08
TALBOTT, MICHAEL P.	2,588.08		2,588.08
WHITCOMB, MATTHEW E.	1,294.04		1,294.04

EXECUTIVE/MAYOR	-		
ALLAIRE, DAVID W.	84,388.38		84,388.38
DOENGES, MICHAEL P.	26,867.68		26,867.68
RRACI, VISAR	2,802.50		2,802.50
ATTORNEYS OFFICE	-		
BLOOMER, MATTHEW A.	77,472.10		77,472.10
GAURA, HEATHER	37,990.82		37,990.82
HUMAN RESOURCES	-		
FRAZIER, JUDITH M.	83,854.25		83,854.25
ELECTIONS	-		
BERGENDAHL, ESTERINA M	475.53		475.53
BOGGESE, REBECCA K.	497.64		497.64
CAMPOPIANO, RICHARD P.	340.77		340.77
CARPENTER, THOMAS A.	707.00		707.00
CASSIDY, INA M.	567.00		567.00
CERRETA, LINDA L.	314.72		314.72
CROSBY, ANITA J.	189.00		189.00
DELPHA, JUDITH A.	497.00		497.00
DUMAS, MARY J.	332.60		332.60
DUMAS, ROGER J.	347.04		347.04
ENGLISH, RITA L.	465.64		465.64
FERNANDEZ, ERIN P.	503.60		503.60
FLORY, MARGARET K.	445.53		445.53
FOLEY, BARBARA G.	616.87		616.87
HATHAWAY, ERNEST G.	529.02		529.02
HOWLAND, JUDITH A.	306.88		306.88
HUMPHREY, MELINDA M.	622.50		622.50
KENDALL, JANE S.	518.00		518.00
KIERNAN, BETHANY E.	660.00		660.00
KIERNAN, JON R.	756.00		756.00
LEACH, DENISE C.	630.00		630.00
LEACH, STEPHEN A.	651.00		651.00
MANGELS, JUDY E.	497.64		497.64
MARRO, MARY C.	475.53		475.53
NORTON, KLARA M.	282.38		282.38
OLEWNIK, MATTHEW J.	490.11		490.11
REYNOLDS, STEVEN E.	832.50		832.50
ROMEO, ANTHONY P.	645.00		645.00
ROY, SARAH A.	50.20		50.20
SEARS, REGINA A.	532.00		532.00
SINOS, CYNTHIA A.	497.64		497.64
SPALDING, DIANE L.	529.02		529.02
STARZYNSKI, HEATHER M.	255.10		255.10

SULLIVAN, MAUREEN R.	334.49		334.49
VIGNOE, JUDITH A.	50.20		50.20
WARNER, SHARRON J.	326.30		326.30
WILKINSON, ANNA A.	672.00		672.00
WORMWOOD, RICHARD C.	171.34		171.34
TREASURERS OFFICE	-		
ARSENAULT, JUNE E.	12,675.00		12,675.00
DELPHA, MICHELLE M.	50,502.17		50,502.17
FITZSIMMONS, BRITTANY	17,569.71		17,569.71
HEALD, LINDA K.	47,284.72		47,284.72
HOLMQUIST, MARY L.	73,827.40		73,827.40
KOPONEN, CATHLEEN A.	43,280.87		43,280.87
MARKOWSKI, MARY A.	86,136.44		86,136.44
PAPINEAU-CURTIS, DAWN	64,360.78		64,360.78
CLERKS OFFICE	-		
CLARK, SUSAN A.	5,742.52		5,742.52
HECK, HENRY A.	99,656.20	1,214.31	100,870.51
JONES, MICHEL M.	22,755.11		22,755.11
KAPUSTA, TRACY L.	90,527.35	2,707.89	93,235.24
MAGRO, SARA P.	74,336.61	743.36	75,079.97
TRIPODI, JULIE A.	64,320.62	743.34	65,063.96
ASSESSORS OFFICE	-		
LANGLOIS, KATHLEEN B.	84,002.47		84,002.47
POLICE DEPARTMENT	-		
ADAMO, ALLYSON L.	1,801.60	-	1,801.60
ALGER, CHRISTOPHER P.	10,592.90	614.16	11,207.06
ANDERSON, ELIAS E.	14,843.29		14,843.29
BILLINGS, TYLER L.	81,309.36	20,857.89	102,167.25
BLANCHARD, DANIEL R.,	74,780.79	17,460.70	92,241.49
BOSSI, ANTHONY L.	1,351.56		1,351.56
BOUDREAU, NICHOLAS R.	26,096.92	741.85	26,838.77
BRADY, RYAN O.	79,546.52	874.06	80,420.58
CARAPEZZA, ANTHONY T.	65,421.31	13,855.25	79,276.56
CARAVAGGIO, RICHARD A.	93,351.00	13,801.54	107,152.54
CORNELL, TIMOTHY M.	67,605.41	7,921.21	75,526.62
DANGAL, ARUN	21,592.64	462.51	22,055.15
DAWSON, KYLE J.	53,633.13	1,262.43	54,895.56
DELPHA, SAMSON G.	124,017.98	2,913.84	126,931.82
DICKERSON, JON W.	97,148.71	19,510.93	116,659.64
DUMAS, JARED M.	69,879.57	10,206.27	80,085.84
DYER, BRIANNA M.	21,647.01	2,140.88	23,787.89

EBBIGHAUSEN, JESSICA M	5,778.66	683.29	6,461.95
FITZGIBBONS, JULIE E.	67,203.00	4,977.86	72,180.86

GAIOTTI, WILLIAM A.	4,800.77	55.28	4,856.05
HETER, ELIZHA K.	80,259.22	20,260.74	100,519.96
HOULE, AMBROSIA L.	25,525.82	2,973.60	28,499.42
JAX, MISTY L.	56,949.64	6,665.53	63,615.17
JONES, TIMOTHY S.	62,871.50		62,871.50
KILCULLEN, BRIAN A.	144,559.49	1,650.00	146,209.49
LAGUARDIA, ERNEST J.	71,562.59	13,680.92	85,243.51
LEINOFF, EMILY R.	74,427.20	21,273.66	95,700.86
LOFTHOUSE, CHRISTIAN V	962.51		962.51
LORMAN, KEITH A.	100,095.79	24,775.07	124,870.86
LUCIA, ADAM J.	99,831.53	27,317.48	127,149.01
MAGUIRE, SEAN M.	73,936.60	20,951.33	94,887.93
MENJIVAR, OSCAR A.	73,488.44	16,809.91	90,298.35
MOORE, NORA J.	61,554.80	192.78	61,747.58
MORGANO, ERIC S.	75,533.18	1,483.83	77,017.01
MOSHER, KENNETH E.	71,283.51	4,422.88	75,706.39
MURRAY, CRYSTAL L.	56,873.54	18,134.79	75,008.33
PARKER, KELSEY G.	18,220.43	4,887.72	23,108.15
PLEMMONS, ANDREW H.	97,148.17	14,695.37	111,843.54
POCKETTE, DEBRA L.	3,596.32		3,596.32
PROUTY, MATTHEW A.	78,862.15	8,852.17	87,714.32
RAJDA, JAMES P.	77,282.52	16,958.96	94,241.48
RICE, TIMOTHY R.	77,179.27	31,286.99	108,466.26
ROOT, ALEXANDER P.	45,321.94	11,794.89	57,116.83
ROSARIO, EMILIO I.	86,964.88	8,796.40	95,761.28
ROSE, CHRISTOPHER A.	80,743.58	28,057.77	108,801.35
SAVAGEAU, SETH E.	73,496.00	14,427.10	87,923.10
SHELDON, GREGORY S.	113,215.82	11,061.23	124,277.05
SPAULDING, BARBARA A.	1,620.00		1,620.00
ST. JOHN, CHAD J.	65,130.74	15,997.17	81,127.91
TAVARES, TYLER	76,534.88	14,829.18	91,364.06
THIBODEAU, NATHAN F.	63,657.81	6,511.91	70,169.72
WARFLE, JOSEPH M.	3,411.39		3,411.39
WHITEHEAD III, CHARLES	100,806.09	28,079.13	128,885.22
WILLIAMS, JASON H.	20,296.65	2,388.93	22,685.58
ZAMBON, MARY-KAYE	75,947.93		75,947.93

FIRE DEPARTMENT	-		
AMES, ZACKARY R.	53,108.99	28,432.91	81,541.90
BARRETT, MICHAEL A.	70,342.17	21,810.06	92,152.23
BRIDE, SETH H.	115,256.69	14,398.62	129,655.31
CLARK, TIMOTHY H.	54,755.57	14,096.35	68,851.92
CORTI, JACOB M.	21,089.53	6,595.90	27,685.43
ELLIOTT, JENNA C.	53,916.62	11,424.95	65,341.57
ELWERT, NATHANIEL P.	88,999.81	15,155.42	104,155.23
FARROW, JONAH J.	7,928.68	308.78	8,237.46
FITZSIMMONS, COLIN R.	63,068.89	18,809.64	81,878.53
FLOOD, DYLAN R.	72,254.51	12,279.92	84,534.43
GEDNEY, DANIEL R.	109,085.04	12,759.28	121,844.32
GOODRICH, KYLE M.	59,435.15	17,948.35	77,383.50
GRACE, MARY M.	780.00		780.00
HENDERSON, JUSTIN R.	54,237.52	8,670.51	62,908.03
HOLMES, PETER B., JR	64,872.67	8,220.62	73,093.29
HOWARD, ARTHUR C.	53,352.36	14,396.10	67,748.46
LACZ, THOMAS J., JR	84,144.51	16,537.58	100,682.09
LANCOUR, ABIGAIL R.	43,423.21	12,475.38	55,898.59
LOVETT, WILLIAM E.	112,175.55		112,175.55
MANGAN, SCOTT F.	99,876.46	11,786.30	111,662.76
MARCOUX, STEPHEN A.	10,989.69	2,068.53	13,058.22
MCINTOSH, ADAM D.	71,950.37	10,966.31	82,916.68
MIGLORIE, VICTOR P.	65,596.57	7,386.07	72,982.64
MILES, JAMES P.	6,000.00		6,000.00
PEARO, AUSTIN Q.	22,626.65	3,812.40	26,439.05
PORCH, BRIAN P.	52,728.06	13,837.23	66,565.29
REGULA, CHARLES J.	89,738.12	11,826.80	101,564.92
ROBILLARD, KYLE M.	62,532.64	16,221.45	78,754.09
ROY, MICHAEL R.	74,826.49	15,911.50	90,737.99
SHATTUCK, CORBIN J.	54,247.69	13,222.35	67,470.04
TRACEY, WILLIAM S.	54,111.95	11,667.14	65,779.09
WERBINSKI, DAVID S.	64,005.73	11,604.17	75,609.90

DPW - ADMINISTRATION	-		
CATLETT, MARCUS J.	2,287.79		2,287.79
EPLER, JOSEPH F., III	69,097.06	707.10	69,804.16
GILLEN, THEODORE, III	82,039.08	10,838.81	92,877.89
GORRUSO, GAIL G.	82,165.20	1,214.31	83,379.51
KELLEY, PETER T.	84,049.01	20,776.08	104,825.09
MACINTYRE, DANIEL W.	62,087.61	892.63	62,980.24
MERRILL, RANDY R.	26,824.75	428.58	27,253.33
MOYER, CYNTHIA A.	65,062.51	9,351.55	74,414.06
PROTIVANSKY, ROBERT E.	7,409.71		7,409.71
ROTONDO, JAMES A.	124,918.56	3,000.06	127,918.62
SMITH, TIMOTHY M.	81,452.63	1,330.41	82,783.04
DPW - STREETS	-		
BLACK, FRANCIS L.	66,160.65	1,620.12	67,780.77
BUSONY, CURTIS A.	4,672.50		4,672.50
CAMERON, RANDALL F.	38,526.70	1,645.72	40,172.42
FLYNN, STEVEN P.	59,154.67	13,345.85	72,500.52
FRANZONI, THOMAS A.	62,877.78	7,131.14	70,008.92
HADLEY, MATTHEW R.	2,788.80		2,788.80
HART, BRIAN C.	9,560.01	0.72	9,560.73
HARTE, THOMAS C., JR	80,338.41	3,903.55	84,241.96
JACKSON, RAYMOND C.	35,096.81	3,369.75	38,466.56
MACINTYRE, DANIEL W.	27,872.84	31.74	27,904.58
MCMAHON, NICHOLAS M.	51,888.81	7,175.48	59,064.29
MUMFORD, JAMES E., JR	52,763.09	1,238.91	54,002.00
MUNUKKA, RANDALL J.	15,527.60	175.60	15,703.20
PFENNING, KEVIN C.	80,855.74	5,523.20	86,378.94
PROCTOR, GREGORY J.	73,652.50	7,519.11	81,171.61
RONN, ERIK K.	60,815.46	1,235.48	62,050.94
SKAZA, JOSHUA J.	46,961.23	3,819.65	50,780.88
STEWART, HAYDEN A.	2,524.80		2,524.80
STICKNEY, ANDREW C.	8,796.00	5.94	8,801.94
DPW - VEHICLE MAINTENANCE	-		
CARROCCIA, BRIAN K.	87,571.68	400.00	87,971.68
HOUGH, ADAM E.	80,274.19	216.90	80,491.09
LONGLEY, STEVEN E.	76,543.81	1,255.19	77,799.00
RECREATION DEPARTMENT	-		
ABATIELL, MADISON M.	2,594.08		2,594.08
ABATIELL, MOLLY R.	5,550.00		5,550.00
ACKLEY, DEVONTE T.	196.00		196.00
AGUILAR, ANA S.	4,552.25		4,552.25
ALLEN, ANDREW T.	60.00		60.00
ALLEN, GARRETT T.	1,487.50		1,487.50
ALLEN, GRACE B.	847.50		847.50
ALLEN, ZACHARY C.	900.00		900.00
ARNOLD, SAMUEL W.	847.00		847.00

ARSENAULT, ZACHARY A.	262.00		262.00
BAKER, JAMISYN L.	4,347.00		4,347.00
BARBAGALLO-BRUSH, KRIS	300.00		300.00
BARCLARY, BRANDI G.	400.00		400.00
BARTENSTEIN, LEONARD W	1,720.00		1,720.00
BASSETT, JONAH E.	2,964.50		2,964.50
BAXTER, LORI A.	2,775.00		2,775.00
BEHRENDT, TORRANCE R.	1,668.00		1,668.00
BELLOMO, KRISTINA L.	352.00		352.00
BERALDI, ELLA L.	206.25		206.25
BISSELL, PETER J.	420.00		420.00
BLACK, ROBERT L.	1,900.00		1,900.00
BONASERA, JOSEPH W.	52,887.74		52,887.74
BOSE, EMILEE J.	36,098.35		36,098.35
BOTTI, AIDAN G.	195.00		195.00
BOUDREAU, JOSEPH M.	47,207.70	6,512.91	53,720.61
BOUDREAU, LOREN P.	1,683.00		1,683.00
BOURGEOIS, KYLE A.	75,200.63	5,688.74	80,889.37
BOWEN, JOSHUA H.	2,286.00		2,286.00
BRIDGE, ANNABELLE M.	525.00		525.00
BRIDGE, ELIZA R.	4,229.14		4,229.14
BRISSETTE, ARIA P.	900.00		900.00
BROOKER, KALLIE A.	196.00		196.00
BROSTEK, REBEKAH L.	300.00		300.00
BROWN, TAMMY W.	3,120.00		3,120.00
BRUTTOMESSO, NOAH W.	2,669.25		2,669.25
BURTON, BRADLEY S.	4,858.80		4,858.80
BURTON, CALEB P.	287.00		287.00
CARROLL, JEREMY T.	150.00		150.00
CARROLL, SHARON A.	1,350.00		1,350.00
CARY, KATIE O.	1,100.00		1,100.00
CARY, MARLEIGH E.	198.00		198.00
CASELL, BRITTANY E.	53,773.36		53,773.36
CASELL, ROBERT W.	1,245.00		1,245.00
CAVANAGH, CONNOR P.	739.50		739.50
CIMONETTI, ALAINA G.	448.00		448.00
CIMONETTI, MARC N.	500.00		500.00
CIOFFI, APRIL P.	58,400.31		58,400.31
COLOMB, MARK A.	1,460.00		1,460.00

COOMBS, CASEY Z.	9,392.24		9,392.24
COSGROVE, OWEN P.	405.50		405.50
COUGHLIN, CASEY T.	10,780.50		10,780.50
COUGHLIN, ERIC M.	3,305.25		3,305.25
COUGHLIN, JACK C.	1,368.00		1,368.00
COURCELLE, ETHAN J.	240.00		240.00
COURCELLE, IAN R.	13,129.79		13,129.79
COX, MELISSA D.	7,495.00		7,495.00
CROSSMAN, MATTHEW D.	610.00		610.00
CROSSMAN, NOAH J.	3,518.75		3,518.75
CULPO, HELEN E.	1,428.00		1,428.00
DAHLIN, TYLER E.	101,228.94	2,212.78	103,441.72
DALEY, RICHARD F.	345.00		345.00
DAVIS, BETTINA F.	1,665.00		1,665.00
DE CASTRO, CHASE L.	189.00		189.00
DEAN, RAYMOND	1,775.00		1,775.00
DELAURI, EDWARD V.	1,415.00		1,415.00
DENNO, NATHAN M.	49,103.05	5,205.10	54,308.15
DEPOY, NOAH T.	945.50		945.50
DIDOMENICO, MAXIMUS N.	59.63		59.63
DRAPER, GREGORY T.	2,075.00		2,075.00
DUMAS, VANESSA A.	14,788.00		14,788.00
DUPRAS, NATHAN D.	600.00		600.00
EATON, KEVIN W.	730.00		730.00
ELNICKI, BRAEDEN C.	490.00		490.00
ERICKSON-MAROTTI, SYDN	5,921.50		5,921.50
ETTORI, LIAM J.	1,067.50		1,067.50
EVANS, JAMISON A.	5,744.50		5,744.50
FEENEY, KATHLYN H.	6,220.50		6,220.50
FREUND, CARTER N.	87.85		87.85
FULLER, WILLIAM M.	438.00		438.00
FULLER, WYATT E.	2,551.50		2,551.50
GALIANO, CHAD A.	1,500.00		1,500.00
GOLDBERG, TOM	1,872.00		1,872.00
GONZALEZ, AVA M.	5,043.00		5,043.00
GORRUSO, GABRIELLA M.	10,104.00		10,104.00
GRAHAM, JAYDEN T.	7,967.00		7,967.00
GRAHAM, KADENCE M.	830.00		830.00
GREENE, BRIANNA L.	5,091.00		5,091.00
GREENE, CAMERON J.	20,445.13		20,445.13
GREENE, MCKENNA A.	600.00		600.00
GRIFFITH, ISABELLA J.	985.00		985.00
GRIGGS, JACOB C.	800.00		800.00
HADLEY, KYRA A.	1,725.00		1,725.00
HARNED, KYLE T.	3,275.25		3,275.25

HARNED, PAIGE K.	5,478.50		5,478.50
HARRIS, LINDSEY K.	1,665.00		1,665.00
HAYES, WALLACE E.	120.00		120.00
HEBERT, BRYCE A.	3,463.50		3,463.50
HOGAN, MYLES S.	856.00		856.00
HOUSTON, MAKENNA J.	2,280.00		2,280.00
HUBERT, ADDISON L.	4,027.00		4,027.00
HUBERT, MAKENNA L.	5,801.50		5,801.50
JONES, STEPHANIE A.	4,158.00		4,158.00
KEEFE, MASON W.	490.00		490.00
KINSMAN, ADYSEN G.	4,605.00		4,605.00
KINSMAN, CAMRYN B.	3,284.50		3,284.50
KNIPES, MELISSA M.	800.00		800.00
KOLENSKY, KAYLA M.	900.00		900.00
LABATE, JULIA M.	854.00		854.00
LABATE, KATE E.	5,931.00		5,931.00
LAFARGE, JOSEPH L.	450.00		450.00
LAFEMINA, ISABELLA M.	2,170.00		2,170.00
LAFEMINA, KATRINA E.	300.00		300.00
LAIRD, CARLETON J., II	500.00		500.00
LAIRD, CAROLYN E.	400.00		400.00
LAIRD, JAYSON R.	2,110.00		2,110.00
LASANTE, MELINDA M.	420.00		420.00
LASSEN, BARBARA M.	7,200.00		7,200.00
LASSEN, HALEY A.	10,306.75		10,306.75
LENNOX-LEVINS, MARYBET	300.00		300.00
LEWIS, AARON J.	500.00		500.00
LIDSTONE, ELISE A.	4,187.75		4,187.75
LOWKES, ANDERS P.	303.00		303.00
MACPHERSON, SAMUEL M.	8,129.75		8,129.75
MANGAN, EMMA R.	8,240.00		8,240.00
MANNING, JACOB P.	178.88		178.88
MARECHAUX, HUNTER A.	1,712.00		1,712.00
MARRO, STEPHEN R.	1,365.00		1,365.00
MARSHALL, BARB A.	3,325.00		3,325.00
MARSHALL, TUCKER R.	900.00		900.00
MATTESON, LEAH M.	1,288.60		1,288.60
MAZZARIELLO PEER, JARY	1,417.50		1,417.50
MAZZARIELLO, EMMALEE L	115.50		115.50
MCCLALLEN, LORI M.	13,240.40		13,240.40
MCCULLOUGH, REECE R.	988.30		988.30
MCDERMOTT, HAGEN R.	748.00		748.00
MC GEE, AMY A.	4,707.50		4,707.50
MCGINNIS, KYLE J.	349.50		349.50
MCKEARIN, MAGGIE R.	228.00		228.00
MCKEE, SHARON A.	40.00		40.00
MCLAUGHLIN, MACKENZIE	5,650.50		5,650.50
MCLAUGHLIN, RYAN M.	4,645.25		4,645.25

MOORE, COLIN P.	3,843.00		3,843.00
MOORE, DILLON A.	5,669.50		5,669.50
MOORE, KATHRYN B.	3,225.00		3,225.00
MOSER, ANNA M.	966.00		966.00
NELSON, SAWYER D.	766.50		766.50
NELSON, ZACHARY C.	3,215.00		3,215.00
NETSCH, NATHAN A.	2,576.00		2,576.00
NEWTON, DEVON L.	140.00		140.00
NEYMAN, NATELIE G.	4,430.75		4,430.75
NIERING, ARDAN D.	500.50		500.50
NIERING, KYLEE P.	4,475.00		4,475.00
NORMAN, MICHAEL J.	500.00		500.00
NORTON, GRIFFIN J.	579.50		579.50
NOTTE, EMMA M.	4,602.75		4,602.75
O'CONNER, CLAUDIA L.	1,049.50		1,049.50
O'ROURKE, EMME L.	1,256.00		1,256.00
PANKRATZ, JOSHUA C.	324.00		324.00
PARKER, CONNOR E.	13,664.50	28.50	13,693.00
PATTERSON, ALEXIS T.	6,800.50		6,800.50
PEASE, UNA	120.00		120.00
PEDONE, JOHN R., JR	525.00		525.00
PELKEY, CAITLIN I.	4,744.00		4,744.00
PERRY, DONALD G.	5,341.00		5,341.00
PERRY, JILLIAN G.	5,017.50		5,017.50
PETERS, DAKOTA J.	2,946.00		2,946.00
PETERS, JUSTINE K.	13,765.00		13,765.00
PETERS, KIMBERLY A.	111,451.07		111,451.07
PETERS, MATTIE L.	11,918.25		11,918.25
PFENNING, MOLLY E.	171.00		171.00
PHELPS, ZACHARY F.	56,141.46	8,974.25	65,115.71
POCKETTE, ELI J.	3,316.00		3,316.00
POCKETTE, EVAN B.	7,229.00		7,229.00
POLLI, ALEXANDER J.	735.00		735.00
POSTEMSKI, SLADE W.	6,152.75		6,152.75
PRATT, JEFFREY L.	675.00		675.00
RAICHE, HAYLEY Y.	777.00		777.00
RICE, ALLISON K.	2,865.00		2,865.00
RICHARDSON, JERON A.	17,136.54		17,136.54
ROCK, ANTHONY T.	232.00		232.00
ROGERS, KELLY A.	1,100.00		1,100.00
ROSI, ELI T.	2,241.00		2,241.00
RUSHING, EVELYN A.	1,521.50		1,521.50
SARGENT, KEEGAN M.	545.00		545.00
SCHAFFER, BROOKE M.	5,619.38		5,619.38
SCHILLINGER, MICHAEL C	2,724.50		2,724.50
SCHWARTZ, MARGARET J.	175.00		175.00

SEIDNER, GRAHAM R.	3,166.75		3,166.75
SHATTUCK, CAROLYN M.	297.50		297.50
SHATTUCK, COLLEEN R.	53,707.17		53,707.17
SHATTUCK, KENNETH H.	200.00		200.00
SHATTUCK, REESE J.	3,333.70		3,333.70
SHEEHE, KYLA M.	1,018.00		1,018.00
SHELDON, MARILYN N.	1,440.00		1,440.00
SHINN, MARGARET M.	585.00		585.00
SOLARI, BETHANY L.	4,117.50		4,117.50
SPIRO, BENJAMIN S.	4,161.00		4,161.00
STANNARD, GRACIANNA M.	385.00		385.00
STEINHOOR, RILEIGH B.	1,666.88		1,666.88
STOODLEY, ABIGAIL G.	5,133.50		5,133.50
SULIK-DOTY, KAITLIN M.	913.50		913.50
SULLIVAN, WHITFIELD S.	185.50		185.50
SUNDERLAND, JENNA V.	5,087.00		5,087.00
SUNDERLAND, KATHLEEN A	4,411.50		4,411.50
SWAIN, ERIC L.	157.50		157.50
TAYLOR, VALINDA	430.00		430.00
TIBBS, DAVID B.	1,500.00		1,500.00
TRASKA, MAYA M.	548.50		548.50
TRAYNOR, NATHAN J.	110.00		110.00
TRAYNOR, OWEN P.	6,568.88		6,568.88
TRAYNOR, SIENNA G.	1,036.00		1,036.00
VELDE, KATELYN R.	7,863.40		7,863.40
VELDE, QUINN P.	6,910.50		6,910.50
WALKER, JACQUELINE Z.	300.00		300.00
WATELET, ABIGAIL E.	948.50		948.50
WATSON, JAIDEN L.	670.50		670.50
WATSON, JORDEN L.	1,895.00		1,895.00
WETHERHOGG, TYLER R.	1,973.40		1,973.40
WHITT, GARY A.	5,002.25		5,002.25
WIDEAWAKE, ETHAN D.	772.50		772.50
WIDEAWAKE, SERA C.	4,700.50		4,700.50
WIEGERS, EMMA R.	918.00		918.00
WILLIAMSON, AIDAN B.	31.38		31.38
WOOD, CELLAN M.	566.00		566.00
WOOD, MICHAEL J.	600.00		600.00
WOODS, CAMILLE S.	1,955.25		1,955.25
WOODS, CHARLES A.	283.50		283.50
WOODS, CHARLES J., III	6,053.25		6,053.25
ZELLER, CONRAD B.	77,135.28	5,342.17	82,477.45
DPW - SEWAGE TREATMENT	-		
ADAMSEN, ARON P.	50,384.52	17,120.69	67,505.21
ALBERICO, DAREN	66,373.62	6,720.60	73,094.22
ANAGNOS, NICHOLAS S.	57,999.22	7,891.44	65,890.66
BARLOW, TYSON	67,315.57	24,359.84	91,675.41
BREZNICK	81,461.62	8,968.11	90,429.73

BUCKLEY, IAN J.	49,131.60	5,771.93	54,903.53
DAYTON, RICHARD P.	3,588.75		3,588.75
DORMAN, JAMES R.	68,061.80	16,486.92	84,548.72
GATTO, JOHN B.	48,926.93	5,384.18	54,311.11
HARTE, TYLER T.	84,267.20	2,044.39	86,311.59
LORMAN, MATTHEW C.	48,025.88	5,904.45	53,930.33
PROTIVANSKY, ROBERT E.	96,376.48	8,144.96	104,521.44
STICKNEY, ANDREW C.	41,480.66	876.98	42,357.64
DPW - SEWER COLLECTION	-		
ACKLEY, DAVID K.	60,413.61	333.43	60,747.04
BRANCHAUD, KALEB M.	6,210.00		6,210.00
DENNO, MICHAEL A.	83,892.29	2,093.67	85,985.96
FLANDERS, REILLY J.	4,624.00		4,624.00
MANGAN, JEFFREY P.	54,220.93	8,338.21	62,559.14
MCGINNIS, WILLIAM M.	57,504.82	8.67	57,513.49
MUMFORD, JAMES E., JR	12,255.56		12,255.56
SKAZA, JASON J.	62,192.71	3,348.79	65,541.50
WITHINGTON, JUSTIN E	54,767.96	1,996.63	56,764.59
DPW – WATER DISTRIBUTION			
BARKER, JOSHUA N.	11,083.20	138.54	11,221.74
HALL, MATTHEW R.	52,997.00	8,362.75	61,359.75
JOHNSTON, JOSEPH G.	61,003.40	7,933.56	68,936.96
NARTOWICZ, MICHAEL J.	70,718.03	2,390.19	73,108.22
PROTIVANSKY, DANIEL F.	39,872.72	4,642.10	44,514.82
THIBODEAU, MARTIN D.	61,567.34	2,326.00	63,893.34
DPW - WATER TREATMENT			
GAROFANO-BARONE, THOMAS	68,994.20	13,807.70	82,801.90
LOURAS, AUGUSTUS D.	9,462.00		9,462.00
PROTIVANSKY, DANIEL F.	12,916.00	2,769.14	15,685.14
TAGGART, SCOTT A.	123,659.66	6,820.26	130,479.92
DPW - WATER METER			
BOUDREAU, KELSIE E.	46,112.51	27.09	46,139.60
KARNAI, TYLER J.	63,900.80	2,814.91	66,715.71

			\$	
TOTAL - FISCAL YEAR 2022	\$	11,629,175.80	1,218,616.76	\$ 12,845,792.56

EARNINGS SUMMARY BY DEPARTMENT	
BUILDING & ZONING	396,292.63
BOARD OF ALDERMEN	27,250.38
MAYOR / EXECUTIVE	114,058.56
HUMAN RESOURCES	83,854.25
ATTORNEY'S OFFICE	115,462.92
TREASURER	395,637.09
ELECTIONS	17,614.79
CLERK	362,747.31
ASSESSOR	84,002.47
POLICE	3,789,111.45
FIRE	2,276,088.51
DPW ADMINISTRATION	735,933.44
DPW STREETS	838,576.36
DPW EQUIPMENT MAINT.	246,261.77
RECREATION	1,403,311.91
SEWAGE DISPOSAL TREATMENT	873,068.34
SEWAGE DISPOSAL COLLECTION	412,201.28
DPW WATER MAINS	323,034.83
DPW WATER DISTRIBUTION	238,428.96
DPW WATER METERS	112,855.31
TOTAL	12,845,792.56

<u>Delinquent Water and Sewer Accounts</u>		
Owner as of June 30, 2023		
Includes Penalties & Interest		
Does not include balances less than \$25.00		
Customer Name	Service Address	Amount
17 HOPKINS STREET LLC	17-A HOPKINS ST UPSTAIRS	296.07
1899 LLC	2 PINE ST	502.69
37 COTTAGE STREET, LLC	37 COTTAGE ST	670.68
46 FIELD AVE, LLC	46 FIELD AVE	165.63
85 PARK AVENUE PROPERTY, LLC	85 PARK AVE	1,008.87
ACCAVALLO, DONALD J	46 JACKSON AVE	183.01
ACKLEY, JUSTIN K	53 ENGREM AVE	136.52
ADAMS, AARON G.	111 GIBSON AVE	1,062.76
ADAMS, GRACE	1-A CENTRAL AVE	2,973.19
ADAMS, HILARY	77-79 LAFAYETTE ST	360.82
ALBERICO II, HENRY J	2 SHEPHERD LN	819.76
ALBERICO, MICHAEL	16 CRAMTON AVE	104.62
ALLEN, VAN COURTNEY	6 PREVILLE AVE	158.89
ALMODOVAR, S DALEY DENNIS	56 BELLEVUE AVE	172.73
ANAGNOS, NICHOLAS DAVID N	97 GROVE ST	1,998.84
ANDERSON, GREGORY MAYERLING	15 STRATTON RD	1,100.48
ANIA REAL ESTATE AND PROPERTY MGMT	52 ALLEN ST	248.67
AUSTIN, D SHARON	34 DANA AVE	348.65
AUSTIN, LAUREL A	58 PIEDMONT POND RD	154.46
AUSTIN, LAUREN JOHN	70 WOOD AVE	696.89
AUSTIN, TINA M	194 STRATTON RD	563.41
BABCOCK, RUTHELLEN WESTON D	188 CHURCH ST	69.71
BABCOCK, SEAN	99 MAPLE ST	998.45
BABCOCK, SUSAN	45 HILLCREST RD	675.37

BADGER, DWAYNE CHERYL	303 WEST ST	1,134.54
BARBER, STEPHANIE	13 RACHEL DR	129.46
BARRY, VICTORIA L.	55 KILLINGTON AVE DOWNSTAIRS	157.12
BARTLETT, DAVID LORI	255 HORTON ST	250.05
BEAUDRY, DYLAN	196 ADAMS ST	816.87
BECK, SCOTT ADRIANNE	219-2 DORR DR	447.31
BECKETT, DANIELLE S	25-27 GRISWOLD DR	205.40
BEDARD, SARAH E KYLE	118 CRESCENT ST	924.79
BELLOMO, ERIN G.	89 EDGERTON ST	120.18
BENARD, LYNNE M	14 SHEDD PL	2,348.18
BERRY SR., KEVIN	54 CRESCENT ST	268.77
BERRY, DONNA	255 CHASE AVE	653.68
BERRY, KEVIN C	93 FIRST ST	753.99
BETHEL, EDWARD R ALICIA A	85 NORTH ST EXT	581.36
BIANCHI, LOUISE R	67-71 WALES ST	510.90
BIDGOOD JR, LAUREN EDGE DARREN	3 PARK CT	678.79
BLEHAR, THERA	25 HOWARD AVE	294.25
BLOOMER, RICHARD S	27 WEST ST	1,813.40
BOSCH, AARON	67 FIELD AVE	718.70
BOURASSA JR, J T POWER ALPHONSE	85 HAZEL ST	114.38
BOURASSA, TODD	84 PLAIN ST	411.62
BOVE, RICHARD	79 CLEVELAND AVE	76.66
BOYD, JASON	53 PROSPECT ST	1,431.88
BRIAN, JEFFREY O	92 GRANGER ST	424.63
BRIDE, KATELYNN R DYLAN M	40 EASTERLY AVE	988.40
BROUILLARD, ROLLAND PAMELA	2 SHARON DR	784.06
BRUNO, MICHAEL G ALAYNE S	137 N MAIN ST	82.23
BURTON, BENJAMIN C. & MIRANDA L.	17 EVERGREEN AVE	349.30

BUSHEE, ALEXANDER L	11 EAST ST	246.16
CABRERA, ROBERTO V GLORIA M	236 MUSSEY ST	756.10
CAHEE ET AL, TONI	63 CLEVELAND AVE	337.39
CARRARA, PAIGE E	15 CENTER ST	254.07
CARRARA, PAIGE E	17 CENTER ST	303.47
CARRIER, ADAM VERONICA	16 SPELLMAN TER	206.99
CARUSO, LAWRENCE E.	186 LINCOLN AVE	73.83
CARY, ALFRED W MARY E	80 CAMPBELL RD	8,898.60
CAVACAS JR, HURLEY R	68 PHILLIPS ST	3,284.83
CENTRO HERITAGE SPE 6 LLC	101 MERCHANTS	129.33
CENTRO HERITAGE SPE 6 LLC	101 MERCHANTS	169.15
CESARSKI, GEORGE KATHERYN	149 ADAMS ST	68.69
CHASE GREEN MTN	322 US ROUTE 7 S	1,085.56
CHIPKA, AVERY Z	81 CENTER ST	468.42
CHRISTIAN, MATTHEW	11 PHILLIPS ST	1,160.10
CLARK ST PROPERTIES LLC	41 S MAIN ST	47.30
CLARK ST PROPERTIES LLC	54 TERRILL ST	282.61
CLARK, GREGORY E	188 ADAMS ST	14,211.13
CLARK, HOLLY R	3 KINGSLEY CT	194.42
CLOUGH JR, EDWIN B	169 SAINT JOHN ST	163.81
COBB, PATRICIA M	145 ADAMS ST	564.04
COBURN, WESLEY BRIAN R	89 FIRST ST	800.42
COFFEY, MARIA	125 FAIRVIEW AVE	202.18
COLBURN JR, S A QUESNEL ALB	250 CHASE AVE	524.39
COLEMAN, JESSICA L	13-15 SHEDD PL	1,546.89
COLOUTTI, ROBERT W MEGAN O	75 KILLINGTON AV	313.63
CONWAY, N MYERS MICHAEL F	1 ROSS ST	63.09
COOK, TIMOTHY G	1 CLEMATIS AVE	3,087.43
COREY, RENEE	300 GLEASON RD	3,039.43
CORKINS, JAMES	116 STRATTON RD	2,606.75
COTA, SUSAN	60 WATKINS AVE	213.62
COTE, SARAH	202 STATE ST	771.39
CROSSMAN, TIMOTHY D CHERYL L	25 MELROSE AVE	137.57
CUTSHAW, DYLAN L.	57 ENGREM AVE	2,046.52
DAVIS, AUDREY PRISCILLA	63 BELLEVUE AVE	1,829.88
DAVIS, DARLENE	257 CHASE AVE	216.14
DAVIS, JONATHAN N STACI L	88 S MAIN ST	376.35
DAYTON-BAXTER TRUST	85 BAXTER ST	377.85
DEAN, MICHAEL C	15 LAVERNE DR	272.93

DELEHANTY, PATRICK	64 CRAMTON AVE	368.67
DELPHA, BEVERLY A	107 OAK ST	49.44
DENNO, CHRISTINE M	7 MOONBROOK DR	507.18
DERBY, EARL	491 STRATTON RD	1,412.17
DESAUTELS, SHERYL	153 JACKSON AVE	1,539.72
DIDIO, JON CURTIS PEGGY S	237 COOLIDGE AVE	131.65
DIEFENDORF, MARY KAY	189 DORR DR	329.45
DIONNE, EDWARD CAROL	84 STRATTON RD	176.12
DIVOLL, MICHAEL J	64 MERCHANTS ROW	271.24
DLUGASZ, DUANE S	65 TEMPLE ST	1,658.41
DONAHUE, GARY P	164 FOREST ST	202.43
DONAHUE, THOMAS R	88 MEADOW ST	397.49
DUFFY, CHARLES J MARGARET	7 ROBERTS AVE	204.75
DUNN, DENNIS G	495 STRATTON RD	465.59
DUPREY, RANDY J.	213 DORR DR	157.55
DUPREY, RANDY J.	211 DORR DR	1,416.68
DZIUBA, ALBERT F JR VICTOR	259 LINCOLN AVE	294.25
ELIAS, ALAN	56 CLEVELAND AVE	1,397.77
ELIAS, ALAN	296 WEST ST	3,436.93
ELIAS, ALAN S	56 CLEVELAND AVE	3,242.81
ELIAS, ALAN S	36 PINE ST	5,157.86
ELIAS, S ALAN	296 WEST ST	1,388.03
ELIAS, S ALAN	36 PINE ST	1,492.25
ELMAGHRABY, JONATHAN M.	145 CHURCH ST	343.53
EMMONS, MAXON W NICOLE D	74 JACKSON AVE	568.41
ENGEL, STEPHEN	12 ELM ST	135.27
ENGLISH, BRIAN E ABIGAIL R	92 RIVER ST	1,252.39
ENMAN ET AL, THOMAS P	224 CHURCH ST	1,850.63

EQUITY & HELP, INC, TRUSTEE	39 BAXTER ST	140.00
FAGAN, DEANA M	21 E CENTER ST	978.95
FARNSWORTH,ETAL, JAMES/MARY A	117 PLAIN ST	377.43
FARRELL, NICOLE	33 BAXTER ST	336.86
FERBER, RICHARD W.	83 ENGREM AVE	144.76
FERMIN, LORETTA L	71 E WASHINGTON ST	81.54
FINGON ET AL, COLLIN	31 BAXTER ST	782.01
FINGON, COLLIN R	111 CRESCENT ST	919.75
FISCHER, JASON E	68 PLAIN ST	335.29
FITZGERALD, ROBERT R	130 SOUTH ST	356.86
FLANAGAN, MICHAEL BRENN A	44 PIEDMONT PKWY	391.22
FORTIER, CYNTHIA	222 LINCOLN AVE	353.22
FOSTER, GEORGE SHIRL	37 WATER ST	1,326.35
FOSTER, LISA M GEORGE C	48 WATER ST	115.62
FRANZONI, THOMAS CHARLES	136 PEARL ST	580.02
FRANZONI, THOMAS A	93 NORTH ST EXT	441.15
FREDETTE, RONALD SR JOSEPHIN	9 PHILLIPS ST	130.98
FREGARD, WILLIAM KITTY	195 DORR DR	805.50
GALLAGHER, CHARLES MELISSA	21 BUTTERFLY AVE	612.55
GARDNER, M GOLDEN MATTHEW	78 CURTIS AVE	179.17
GAUVIN, CARA J	40 STONE RIDGE DR	1,230.20
GEIGER V, BERNHARD F	113 PLAIN ST	198.37
GILMAN, ALSO IN TRUST, ELIZABETH	212 ADAMS ST	2,397.01
GMBH, LLC	42 JACKSON AVE	669.53
GO AMERICA	39 WILLIAMS ST	2,027.16
GOGLICK, ERIN E	2-A GRISWOLD DR	6,004.82

GONZALES, FRANCISCO X	72 KILLINGTON AVE	1,898.97
GOTTLIN, SHAWN A	111 MAPLE ST	834.73
GOUGE TRUSTEE, DIANE C	102-A JACKSON AVE	673.53
GRABOWSKI, SUSAN	117 GIBSON AVE	214.96
GRACE, MOLLY H	45 TEMPLE ST	330.23
GRAGEN, DEBORAH	78 NORTH ST EXT	889.25
GRAHAM, A LARUE PAUL	145 LIBRARY AVE	471.18
GRAHAM, ANTHONY W	92 CHURCH ST	170.49
GRAHAM, PAUL S JENIFER A	36 FREEMAN AVE	1,275.76
GRAHAM, SHAWN TARA	10 FREEMAN AVE	640.71
GRAY, DANIEL	32 ELM ST	976.07
GREEN TOP HAT, LLC	50 CLEVELAND AVE	4,070.50
GRIFFIN, PATRICK	199 DORR DR	1,659.36
GRIFFITHS, MAUREEN	7 HAYWOOD AVE	77.65
H C REALTY CORP	113 PARK AVE	1,415.21
HALL ET AL, CARLTON P	229 ADAMS ST	552.08
HANSEN, JANICE	49 COUNTRY GRV	162.87
HASKINS, DOUGLAS MARY	94 PLAIN ST	515.48
HAYNES, IRVING DIANA	50 WATER ST	1,152.22
HERITAGE GROUP PROPERTIES LLC	109 N MAIN ST	628.02
HERITAGE GROUP PROPERTIES, LLC	32 LINCOLN AVE	74.68
HIBBARD, GLEN R JR LORI A	27 CRESCENT ST	499.62
HIER, LORING	461 WEST ST	1,596.29
HIER, LORING G STACY L	77 JACKSON AVE	3,141.98
HILLARY, T L SMITH LINDA M	301 WEST ST	9,782.03
HINCKLEY, DAVID W	44 E WASHINGTON ST	296.35

HOLLAND, SARAH J	130 BELLEVUE AVE	317.72
HOLTHOUSE, JULIA C	217 CHURCH ST	174.89
HOROWITZ, MAX J	162 STATE ST	2,289.71
HUNT, STEPHANIE J	82 FRANKLIN ST	463.75
IRVING OIL LTD, IRVING ENERGY	148 SPRUCE ST	348.69
JACOBS, TAYLOR G	64 BELLEVUE AVE	130.69
JAMES J. EDWARDS & DANIEL J. HOOSE	266 DORR DR	359.97
JAMIESON, JACOB R	12 NORTH ST	1,428.20
JENNIFER D DUXBURY TRUSTEE	35 EAST ST	219.80
JOHNSON, MATTHEW J	42 CLEVELAND AVE	175.17
JOYCE O GABORIAULT, CLEMENT GABORIAULT	46 CLEVELAND AVE	379.42
KAEGI RYBERG, CLIFFORD	164 BAXTER ST	577.03
KENYON, JED P	38 MEADOW ST	2,416.55
KESSOP, THOMAS	79-81 GRANGER ST	1,200.24
KIRK, BRIAN	11 ELM ST	833.45
KIRK, BRIAN	50 WILLIAMS ST	4,407.81
KNAPP, CHRISTINE	86 CURTIS AVE	364.04
KNORR ET AL, JOHN A	7 TEMPLE ST	523.13
KNUST, EMILY A	182 LINCOLN AVE	129.12
KRAKOWKA, KRISTEN A	256 CHURCH ST	1,088.24
KRAVETZ, JOSEPH NICOLE	233 KILLINGTON AVE	142.63
KYSAR, KAREN M	26 WILLIAMS ST	185.44
LAMB ET AL, SAMUEL D	114 PARK AVE	139.20
LAPLANTE, BRIAN D	37 HOWE ST	294.81
LATHROP, BRADLEY R	191 ADAMS ST	1,722.21
LAWRENCE, BRITTANY	66 HARRINGTON AVE	5,844.47
LEONARD, TREVOR	13 HIGH ST	220.77

LERTOLA, JAMES F	219-1 DORR DR	236.80
LEWIS, ASHLEY	24 HILLCREST RD	2,573.11
LEWIS, KIMBERLY H	17 BUTTERFLY AVE	118.20
LIMANEK, PETER J	17 CRAMTON AVE	170.40
LINCOLN, LORI A	24 MADISON ST	779.35
LINK, JOEL G	286 DORR DR	176.96
LITTLER, WILLIAM L JR CHRIS	11 RUTLAND AVE	160.76
LOONEY, CONRAD CARLENE G	45 HILLSIDE RD	606.55
LOVE, TALIS T	96 STRONGS AVE	102.08
LUEBBE, CARA	8 CHAPLIN AVE	773.22
LUNCZ, DAVID J JR SAMANTHA	14 BRENTWOOD DR	124.12
LYONS, SUSAN B	53 EDGERTON ST	70.64
MACDONNELL, MICHAEL H	126 RIVER ST	717.51
MACFARLANE, WILLIAM JR NANCY	73 MEADOW ST	104.56
MAILHIOT JR, CATHERINE FRANCIS	103 FOREST ST	1,495.84
MANFREDI, PETER E LISA S	10 GIORGETTI BLVD	996.66
MANGIARACINA, BRIANA	106 JACKSON AVE	620.20
MANNING III, RICHARD P	110 HARRINGTON AVE	580.49
MARCUS FAMILY PROPERTIES LLC	74 MERCHANTS ROW	1,118.87
MARCUS FAMILY PROPERTIES LLC	76-78 MERCHANTS ROW	1,636.62
MARTELL, NAOMI L	116 GIBSON AVE	169.36
MARY WALLACE & CHRISTOPHER HESS	209 STATE ST UPSTAIRS	76.81
MASLOWSKY, CAREN R	129 TEMPLE ST	47.30
MATTHEW ET AL, SHOOK C	18 BELMONT AVE	226.50
MCCORMACK, MARCIA A	21 SHEDD PL	481.54
MCCUTCHEON, KEITH	37 BAXTER ST	218.87
MCFARLAND, RONALD	122 CRESCENT ST	1,511.65

MCNOLTY ET AL, JASON	33 WATKINS AVE	343.67
MCPHEE, CLERMONT C RUTH E	445 WEST ST	185.65
MCPHEE, JOHN T	76 JACKSON AVE	3,913.47
MESSER, LANA	121 GRANGER ST	225.35
MESSIER, MICHAEL & MELISSA	10 HILL POND RD	1,943.72
MESSIER, MICHEL J MELISSA	104 FOREST ST	5,552.53
MEYER, DONALD	3 HOPKINS ST	8,000.81
MILLER, JANET STEPHEN	6 SPELLMAN TER	262.09
MILLER, ROBERTA I KAYLE B	9 CENTRAL AVE	2,815.70
MOLNAR, STEPHEN J	195-1/2 DORR DR	2,094.48
MONTAGNE, S STOUTES MARY E	18 E WASHINGTON ST	188.23
MOORE, ERIC M	190 STRATTON RD	470.49
MORAN, MICHAEL FAYE	118 PARK AVE	181.35
MOYER, J FLOOD HEATHER J	15 CHARLES ST	204.17
MUIR, BRANDON	24 CENTRAL AVE	1,205.13
MUNSON, CRAIG BRITTNEY	189 CHURCH ST	229.36
MUNUKKA, RANDALL ALICIA	53 TERRILL ST	308.95
MURRAY, JAMIE A	3 MEADOW ST	221.36
MURRAY, STEPHANIE	116 MAPLE ST	3,023.82
NAOMI & TOM M. HUBBARD	498 STRATTON RD	859.09
NEWMAN, PAUL	74 ENGREM AVE	856.75
NISBET, CHRISTOPHER	1 IRVING HGHT	160.35
NOTTE, ANDREW	102 GRANGER ST	1,029.88
NOYES, FRED R	74 EAST ST	167.85
OJEDA, KENNETH	101 GIBSON AVE	283.00
ORANGE TOP HAT LLC	146 LIBRARY AVE	448.45
ORANGE TOP HAT LLC	36 BAXTER ST	554.14

OSGOOD, BRIAN T	20 BUTTERFLY AVE	838.73
OVITT JR, DAVID L	4 SHARON DR	663.29
PAGANO, ANTHONY J	5 MEADOW ST	97.01
PAGE, RUSSELL	58 HIGHLAND AVE EXT	126.11
PALMER, FOSTER W JENNIFER	86 GRANGER ST	1,587.44
PARSONS, DEVIN	139 CURTIS AVE	965.20
PEARO, ROBERT W JR	10 MELROSE AVE	1,039.48
PEARSON, JEAN B	168 GROVE ST	467.67
PEER ET AL, JEREMY W	101 HARRINGTON AVE	443.07
PELKEY, ROBERT G	69 JACKSON AVE	268.68
PELLISTRI, GARY DANA	34 STRATTON RD	129.64
PERRY, ANDREW CHRISTINE	42 E CENTER ST	2,810.98
PERRY, FREDERICK B	9 EVERGREEN AVE	369.02
PERRY, J CREED DAVID E	73 JACKSON AVE	194.72
PETERS, ANDREW	84 RIVER ST	249.48
PETTY ET AL, PATRICIA A	18 HOPKINS ST	930.84
PIERCE, ROGER PHYLLIS	26 COTTAGE ST	592.56
PILL, CA HAYES JUSTIN J	20 BIRCHWOOD AVE	916.96
PILLON, JASON M	17 HAYWOOD AVE	417.96
PIPER, AMBER	2 HAZEL ST	313.14
PITTS, JEFFREY TAMMY	103 FAIRVIEW AVE	1,850.42
PLUCIN, STEPHEN C	22 CENTRAL AVE	434.37
POPP, DOMINICK	80-82 CLEVELAND AVE	158.71
POTTER, CONNIE M	199-1/2 DORR DR	2,048.20
POWER ET AL, JOHN P	6 AVENUE B	2,933.25
POWERS, MARY CATHERINE	73 NORTH ST EXT	107.98
PUTNAM, JOHN J	98 PLAIN ST	200.93
QUIGLEY, TREVOR J	256-A CHURCH ST	1,495.64

RAGOSTA ET AL, JERRY	41 PROSPECT ST	318.30
RAGOSTA, JAMES	440 WEST ST	2,184.58
REDINGTON, RICHARD C	105-105A GROVE ST	593.39
REGIONAL SUPPORT COMMAND, HEADQUARTERS 99TH	2143 POST RD EAST BLDG	154.23
REGIONAL SUPPORT COMMAND, HEADQUARTERS 99TH	2143 POST RD MAIN BLDG	209.73
REYNOLDS, JESSICA/FLECK,DONALD	56 PRIOR DR	43.05
RICH, TIMOTHY A	42 EASTERLY AVE	273.30
RICHARDS, MAX J	70 CLEVELAND AVE	239.05
ROBERTS, JASON A.	15 CRAMTON AVE	143.11
ROBERTSON SR, MARK	135 PARK ST	2,094.82
ROSS II, NAOMI ROCHE LOUIS	88 FIRST ST	260.08
ROSS, CATHERINE A.	1 LEONARD ST	205.98
ROSS, LOUIS A	40 MEADOW ST	149.02
ROSS, TYLER A	51 E CENTER ST	621.31
ROWAN A. GILMORE & DANBEE KIM	70 LITCHFIELD AVE	90.82
ROY, MARISSA	76 E WASHINGTON ST	2,251.30
RUGGLES, MELANIE M.	47 ALLEN ST	235.39
RUSSELL, W DRAKE & PAMELA	41 FREEMAN AVE	1,193.70
RUTLAND CLUSTER LLC	138 CHURCH ST	367.06
RUTLAND CLUSTER LLC	132 CHURCH ST	641.77
RUTLAND CLUSTER LLC	134 CHURCH ST	775.27
RUTLAND CLUSTER LLC, RUTLAND	109 LINCOLN AVE	198.25
RUTLAND CLUSTER LLC, RUTLAND RUTLAND	115 LINCOLN AVE	413.14
RUTLAND MISSIONARY ASSOCIATION	77 N MAIN ST	47.30
RYAN, ALLYSON M	98 FOREST ST	4,483.51
S.H.A.C. LLC	15 E CENTER ST	202.67
SABATASO REAL ESTATE LLC	22-28 CENTER ST	913.64
SABATASO, JOHN J SUZANNE M	34 MOONBROOK DR	1,624.97
SADAKIERSKI, EDWARD	150 KILLINGTON AVE	436.69

SADAKIERSKI, ETHAN	101 JACKSON AVE	902.52
SAIENNI, HEATHER A ANTHONY	3 ROYCE ST	405.79
SANCHEZ, CATHERINE JUAN P	104 N MAIN ST	1,568.29
SANTORO, DOROTHY	115 KILLINGTON AVE	1,944.05
SARGEANT, SETH G	80 ALLEN ST	133.09
SAVAGE, D/P ARNADO MARY	90 STRONGS AVE	3,506.48
SAVOY, JEFFERY LESLIE	383 WEST ST	1,639.12
SAWYER, JEFFREY A STEPHEN P	17 DARTMOUTH ST	215.83
SCHAMBACH, ERIC	2070 POST RD	132.62
SCHMEZENBACH, EMILY M	109 FAIRVIEW AVE	105.97
SCHNEIDER, ERIK	128 CONVENT AVE	392.19
SCHNEIDER, ERIK	10 SHELDON PL	1,123.75
SCHROEDER-GUSTAFSO, BARBARA EDWARD	6-8 ROYCE ST	2,469.37
SCHUTT, MARGARET E	28 E WASHINGTON ST	2,740.03
SCOTT, AMY M	18 NORTH ST	1,488.75
SEBAKA LLC	92 PLAIN ST DOWNSTAIRS	405.71
SEELEY, PETER S COLETTE M	80 STRATTON RD	324.95
SENECAL, KIMBERLY M	89 CRESCENT ST	741.45
SENECAL, LAURIE ANN	105 TEMPLE ST	935.17
SHAW, DEIRDRE M	14 CRESCENT ST	206.97
SHELDON, TROY M	88 CRESCENT ST	860.93
SMALL, ISSAC J	29 KILLINGTON AVE	2,046.56
SMITH, JAMES P	21 KENDALL AVE	219.35
SOUTHWICK, MICHAEL CORI	43 KENDALL AVE	249.16
SPENCER, SUSAN & SCOTT	17 NORTH ST	205.31
SPRAGUE, CHRIS	98 N MAIN ST	249.69
STATE STREET SELF STORAGE LLC	234 COLUMBIAN AVE	368.34
STEARNS, GARRETT	188 CRESCENT ST	286.29

STOMPERS, STANLEY PHELINA	33 LINCOLN AVE	1,312.93
STONE, EDGAR L & CHERYL L	209 CHURCH ST	2,043.09
STONE, KRISTEN	58 EDGERTON ST	1,147.60
STROUT, AARON C.	178 ADAMS ST	264.57
SULHAM, AMANDA L	28 KILLINGTON AVE	1,335.38
SULLIVAN, LORI B.	14 S MAIN ST	506.94
TAYLOR, CHRISTOPHER P	10 PERRY LN	154.11
TAYLOR-JONES, PATRICIA P EARL R	138-140 SOUTH ST	1,817.70
TERRILL ST REALTY INC	21 TERRILL ST	1,376.62
THE JAIME COLE REALTY TRUST	50 CHAFFEE AVE	677.26
THEODOROU, MARC J	22 GAY ST	1,317.01
THERRIEN, LORRAINE	94 FRANKLIN ST	589.01
THORNER, DAVID A MEAGHAN E	91 BELLEVUE AVE	1,385.96
TIFT, T DEPALO MICHELLE R	134 DORR DR	331.51
TILLY, ALISSA	12 AVENUE B	826.93
TITUS, CASSANDRA	94 FOREST ST	235.84
TOMMOLA ET AL, SCOTT DEANA	17 SOUTHERN BLVD	397.78
TRAPENI, JOSHUA J JAMIE	8 BELMONT AVE EXT	1,061.40
TROMBETTA JR, ANTHONY	20 HIGHLAND AVE	237.75
TROMBLEY, LOIS A ROBERT P	34 STONE RIDGE DR	2,594.05
VALENTIN, JOSEPH A PAMELA	114 MAPLE ST	351.72
VAN DIEN, AMANDA	9 ROBERTS AVE	235.60
VANNOSTRAND, LANCE R	12 SHEDD PL	149.69
VOORIS, MICHAEL P SARAH A	74 EDGERTON ST	268.86
WADE, JEREMY M SAMANTHA	21 STRATTON RD	6,160.90
WALKER ET AL, KENNETH J	68 WALES ST	2,030.58
WARNER, CHRISTOPHER J JENN	22 MARBLE AVE	837.97
WARNER, NEAL D	105 LIBRARY AVE	2,079.08
WATKINS, BRENNEN	75 STRATTON RD	42.10
WATKINS, FREDERICK	81 CLEVELAND AVE	54.84

WATKINS, FREDERICK C	82 E WASHINGTON ST	573.01
WEBSTER, CLOVIS SUSAN	204 LINCOLN AVE	124.10
WEBSTER, KYLE C	48 EDGERTON ST	250.64
WEBSTER, SUSAN CLOVIS	75 TRAVERSE PL	605.85
WHEELER, MARCI L.	83 DAVIS ST	118.85
WHEELOCK, STEPHANIE M	19 HIGH ST	623.99
WHITE, PAUL A BRENDA L	2 CHARLES ST	57.70
WILLIAMS JR, PATRICK	257 CHURCH ST	3,160.63
WILMINGTON SAVINGS FUND SOC	119 PARK ST	51.88
WOODS, M MANIERY MARK	16 STONE RIDGE DR	3,613.89
WYSOLMERSKI, SIGISMUND J.	67 WOODSTOCK AVE	319.61
YAKUNOVICH, THOMAS H PATRICIA	57 VERNON ST	422.09
YAKUNOVICH, TYLER T CATHERINE	204 STATE ST	126.30
YAU ET AL, SONIA	94 S MAIN ST	1,898.55
YOUNG, DOROTHY	1506 POST RD	3,910.74
ZACKIN, PAUL EMIKO	61 HEIGHTS DR UNIT 1-A	81.60

City of Rutland Voter Approved Budget FY22, FY23 & FY24

	<u>FY22 Budget</u>	<u>FY23 Budget</u>	<u>FY24 Budget</u>
ASSESSOR	121,360	142,298	145,289
ATTORNEY	305,054	382,107	293,212
BUILDING & ZONING	467,974	584,147	600,412
CAIR COMMITTEE	500	500	500
CLERK	455,748	467,551	477,618
COMMUNITY DEVELOPMENT	202,475	210,574	218,997
DPW ADMINISTRATION	1,167,620	1,092,360	1,122,392
DPW STREETS	2,417,574	2,486,311	2,548,260
DPW TRAFFIC & ST LIGHTS	389,500	543,044	573,000
DPW VEHICLE MAINTENANCE	605,274	639,766	744,182
DPW STORMWATER	70,894	73,500	74,500
ELECTIONS	10,410	31,365	12,175
EMPLOYER PENSION CONTRIB.	550,968	946,238	1,003,983
EXECUTIVE	112,428	115,207	115,207
FIRE DEPARTMENT	3,953,996	4,071,264	4,080,160
GENERAL FUND MISC	333,552	322,244	332,229
GOVERNMENT BUILDINGS	328,640	321,252	444,252
HUMAN RESOURCES	134,476	115,236	119,096
LEGISLATIVE	30,401	30,853	31,651
POLICE DEPARTMENT	6,814,556	6,361,457	6,384,296
RECREATION - ADMIN	522,477	583,684	608,192
RECREATION - GIORGETTI PK	99,236	87,505	85,205
RECREATION - GODNICK CTR	15,390	15,544	15,877
RECREATION - WHITE PARK	125,425	130,558	134,620
RECREATION - RRCC	148,000	155,372	189,125
RECREATION MAINTENANCE	826,493	803,990	795,798
RECREATION PROGRAMS	269,187	265,588	309,440
RUTLAND FREE LIBRARY	766,518	781,848	820,941
TRANSFERS OUT	295,000	295,000	295,000
TREASURER	661,486	670,296	685,453
VOTER APPROVED BUDGET	22,202,612	22,726,659	23,261,062
OTHER:			
DEBT SERVICE/PAYOUTS	672,315	769,096	871,837
VOTER APPROVED SOCIAL AGENCY	349,995	349,995	347,243
TOTAL EXPENDITURES	23,224,922	23,845,749	24,480,141

AGENCIES RECEIVING PARTIAL FUNDING

APPROVED BY VOTERS

for Fiscal Year 2022, 2023 and 2024

<u>Agency</u>	<u>FY22</u>	<u>FY23</u>	<u>FY24</u>
ARC - Rutland Area	35,900	35,900	35,900
RC Women's Shelter / New Story	10,000	10,000	10,000
SW Council on Aging	20,000	20,000	20,000
One-2- One	6,000	6,000	6,000
Regional Ambulance Service	65,980	65,980	63,228
RAVNA	35,000	35,000	35,000
Rutland Area Hospice	8,000	8,000	8,000
Rutland County Free Clinic	10,000	10,000	10,000
Marble Valley Transit District (The Bus)	46,140	46,140	46,140
Rutland Mental Health Services	30,000	30,000	30,000
BROC - Comm Action in SW VT	10,000	10,000	10,000
Boys & Girls Club	27,500	27,500	27,500
RSVP	8,475	8,475	8,475
The Mentor Connector	12,000	12,000	12,000
Wonderfeet Kids Museum	12,000	12,000	12,000
Vermont Adult Learning	3,000	3,000	3,000
Vermont Center for Independent Living	10,000	10,000	10,000
Total	\$ 349,995	\$ 349,995	\$ 347,243

GENERAL FUND DEBT REPAYMENT SCHEDULE AS OF 6/30/2023


	Bridge Bond	RTE 4&7	Bridge Bond #2	Pool Construction	Streets Sidewalks #1	Structures/ Culverts #1	CSJ Athletic	Streets Sidewalks #2	Structures/ Culverts #2	Annual Totals
FY24	49,667.00	36,715.00	62,611.60	171,554.51	82,745.50	82,745.50	99,501.00	82,598.00	82,598.00	750,736.11
FY25	49,307.00	35,857.50	61,704.93	168,759.50	82,493.00	82,493.00	99,045.00	82,283.00	82,283.00	744,225.93
FY26	48,912.00	-	60,751.60	165,814.49	82,199.00	82,199.00	98,491.00	81,900.00	81,900.00	702,167.09
FY27	48,489.00	-	59,749.94	162,694.48	81,840.50	81,840.50	97,842.00	81,452.00	81,452.00	695,360.42
FY28	48,034.00	-	58,706.61	159,411.97	81,418.00	81,418.00	97,084.00	80,930.00	80,930.00	687,932.58
FY29	47,529.00	-	57,629.94	156,035.71	80,833.50	80,833.50	96,217.00	80,333.00	80,333.00	679,744.65
FY30	46,976.00	-	56,526.60	152,603.20	80,017.25	80,017.25	95,144.00	79,592.00	79,592.00	670,468.30
FY31	46,387.00	-	55,343.26	149,114.44	79,023.00	79,023.00	93,786.00	78,655.00	78,655.00	659,986.70
FY32	45,724.00	-	54,073.26	145,569.43	77,940.00	77,940.00	92,212.00	77,570.00	77,570.00	648,598.69
FY33	44,968.00	-	52,769.93	141,961.92	76,796.25	76,796.25	90,486.00	76,380.00	76,380.00	636,538.35
FY34	44,129.00	-	51,433.26	138,291.91	75,679.00	75,679.00	88,713.00	75,157.00	75,157.00	624,239.17
FY35	43,213.00	-	50,071.59	134,559.40	74,628.25	74,628.25	86,917.00	73,918.00	73,918.00	611,853.49
FY36	42,151.00	-	48,693.26	130,770.64	73,554.50	73,554.50	85,055.00	72,634.00	72,634.00	599,046.90
FY37	40,975.00	-	47,266.60	126,931.88	72,460.00	72,460.00	83,229.00	71,374.00	71,374.00	586,070.48
FY38	39,799.00	-	45,799.94	-	71,349.25	71,349.25	81,452.00	70,149.00	70,149.00	450,047.44
FY39	38,623.00	-	44,333.28	-	70,225.00	70,225.00	79,646.00	68,904.00	68,904.00	440,860.28
FY40	37,447.00	-	42,866.62	-	69,082.50	69,082.50	77,711.00	67,568.00	67,568.00	431,325.62
FY41	36,272.00	-	41,399.96	-	67,914.50	67,914.50	75,644.00	66,143.00	66,143.00	421,430.96
FY42	35,097.00	-	39,933.30	-	66,471.25	66,471.25	73,552.00	64,701.00	64,701.00	410,926.80
FY43	33,921.00	-	38,466.64	-	64,763.00	64,763.00	-	63,283.00	63,283.00	328,479.64
FY44	-	-	36,999.98	-	63,056.00	63,056.00	-	61,898.00	61,898.00	286,907.98
FY45	-	-	35,533.32	-	61,348.75	61,348.75	-	60,513.00	60,513.00	279,256.82
FY46	-	-	34,066.66	-	59,641.25	59,641.25	-	59,128.00	59,128.00	271,605.16
FY47	-	-	-	-	57,908.75	57,908.75	-	57,743.00	57,743.00	231,303.50
FY48	-	-	-	-	56,151.00	56,151.00	-	56,345.00	56,345.00	224,992.00
FY49	-	-	-	-	54,395.75	54,395.75	-	54,935.00	54,935.00	218,661.50
FY50	-	-	-	-	52,636.25	52,636.25	-	53,525.00	53,525.00	212,322.50
FY51	-	-	-	-	50,878.50	50,878.50	-	52,125.00	52,125.00	206,007.00
FY52	-	-	-	-	-	-	-	50,705.00	50,705.00	101,410.00
	\$ 867,620.00	\$ 72,572.50	\$ 1,136,732.08	\$ 2,104,073.48	\$ 1,967,449.50	\$ 1,967,449.50	\$ 1,691,727.00	\$ 2,002,441.00	\$ 2,002,441.00	\$ 13,812,506.06
Principal	666,660.00	70,000.00	766,659.00	1,750,000.00	1,400,000.00	1,400,000.00	1,377,500.00	1,450,000.00	1,450,000.00	
Interest	200,960.00	2,572.50	370,073.08	354,073.48	567,449.50	567,449.50	314,227.00	552,441.00	552,441.00	

	WATER FUND DEBT REPAYMENT SCHEDULE AS OF 6/30/2023				
	Water RF#146	WaterRF3 341	WaterRF3-340	water RF3 371	Annual total
FY24	115,546.42	21,025.41	34,166.67	8,968.00	179,707
FY25	115,546.41	21,025.41	34,166.67	8,968.00	179,706
FY26	115,546.42	21,025.41	34,166.67	8,968.00	179,707
FY27	115,546.42	21,025.41	34,166.67	8,968.00	179,707
FY28	115,546.42	21,025.41	34,166.67	8,968.00	179,707
FY29	115,546.41	21,025.41	34,166.67	8,968.00	179,706
FY30	115,546.41	21,025.41	34,166.67	8,968.00	179,706
FY31	115,546.41	21,025.41	34,166.67	8,968.00	179,706
FY32	115,546.42	21,025.41	34,166.67	8,968.00	179,707
FY33	115,546.42	21,025.41	34,166.67	8,968.00	179,707
FY34	-	21,025.41	34,166.67	8,968.00	64,160
FY35	-	21,025.41	34,166.67	8,968.00	64,160
FY36	-	21,025.41	34,166.67	8,968.00	64,160
FY37	-	21,025.41	34,166.67	8,968.00	64,160
FY38	-	21,025.41	34,166.67	8,968.00	64,160
FY39	-	21,025.41	34,166.67	8,968.00	64,160
FY40	-	21,025.41	34,166.67	8,968.00	64,160
FY41	-	21,025.41	34,166.67	8,968.00	64,160
FY42	-	21,025.41	34,166.67	8,968.00	64,160
FY43	-	21,025.41	34,166.67	8,968.00	64,160
FY44	-	21,025.41	34,166.67	8,968.00	64,160
FY45	-	21,025.41	34,166.67	8,968.00	64,160
FY46	-	21,025.41	34,166.67	8,968.00	64,160
FY47	-	21,025.41	34,166.67	8,968.00	64,160
FY48	-	21,025.41	34,166.67	8,968.00	64,160
FY49	-	21,025.41	34,166.67	8,968.00	64,160
FY50	-	-	34,166.67	8,968.00	43,135
FY51	-	-	-	8,968.00	8,968
FY52	-	-	-	8,968.00	8,968
FY53	-	-	-	8,968.00	8,968
FY54	-	-	-	8,968.00	8,968
FY55	-	-	-	8,968.00	8,968
FY56	-	-	-	8,968.00	8,968
	\$ 1,155,464.16	\$ 546,660.66	\$ 922,500.09	\$ 295,944.00	\$2,920,568.91
Principal	985,634.34	546,660.66	922,500.09	295,944.00	
Interest	169,829.82	-	-	-	

City of Rutland Schedule of Capital Leases as of 6/30/2023

General Fund Capital Leases							Water Fund Capital Leases	Sewer Fund Capital Leases	
	Fire - Engine 3	Fire Platform	2023 Ford Interceptor	2021 Ford Interceptor	Streets Int'l Plow Truck	Sidewalk Tractors	Water Meter Project Lease	Int'l Plow Truck	Vactor
FY24	63,559.66	138,025.80	37,570.82	24,700.94	28,070.75	57,232.25	255,606.15	26,254.84	60,282.84
FY25	63,559.66	138,025.80	37,570.82		28,070.75	57,232.25	255,606.15	26,254.84	60,282.84
FY26	63,559.66	138,025.80			28,070.75	57,232.25	255,606.15	26,254.84	60,282.84
FY27	63,559.66	138,025.80			28,070.75	57,232.25	255,606.15	26,254.84	60,282.84
FY28	63,559.66	138,025.80			28,070.75	57,232.25	255,606.15	26,254.84	60,282.84
FY29		138,025.80			28,070.75	57,232.25	255,606.15	26,254.84	-
FY30		138,025.80					255,606.15	-	
FY31		138,025.80					255,606.15	-	
FY32		138,025.80					255,606.15	-	
FY33		138,025.80					255,606.15	-	
FY34		138,025.80					255,606.15	-	
Total	\$ 317,798.30	\$ 1,518,283.80	\$75,141.64	\$24,700.94	\$ 168,424.50	\$ 343,393.50	\$ 2,811,667.65	\$ 157,529.04	\$ 301,414.20
Principal	298,804.91	1,239,743.32	69,163.02	23,346.82	147,390.55	303,766.65	2,446,974.26	138,125.76	286,047.91
Interest	18,993.39	278,540.48	5,978.62	1,354.12	21,033.95	39,626.85	364,693.39	19,403.28	15,366.29

NOTES



Delinquent Real Estate and Property Taxes as of June 30, 2023**Includes Penalties & Interest****Does not include balances less than \$25.00***** Indicates more than one tax year is due****The City realizes that transfers may have occurred subsequent to April 1st and that taxes became due and delinquent and such listed individuals may not be responsible for the amounts indicated.**

<u>Parcel #</u>	<u>Name</u>	<u>Address</u>	<u>Amount</u>	<u>-</u>
-14371	10 CLEVELAND LLC	10 CLEVELAND AV	113,235.12	*
-13143	1899 LLC	2 PINE ST	29,238.62	*
-21011	5 STAR CHILDCARE CENTER	1 SCALE AV	157.32	*
-13537	51 CHESTNUT AVE LLC	51 CHESTNUT AV	2,702.40	
-14520	52 CHESTUT AVENUE LLC	52 CHESTNUT AV	1,054.98	
-14849	84 WOODSTOCK LLC	84 WOODSTOCK AV	16,636.52	*
-20276	A A PLUMBING	25 CURTIS AV	105.64	*
-20848	AAA BAIL BONDS LLC	97 STATE ST	57.44	
-13366	ADAIR MICHELE	155 CRESCENT ST	305.62	*
-10682	ADAMS AARON G	111 GIBSON AV	2,680.08	
-10047	ADAMS GRACE	1 A CENTRAL AV	491.59	
-20458	ALL ABOUT DANCE/GRAND PERFORMA	217 WOODSTOCK AV	443.92	*
-16264	ALLEN DAVID D	56 MERCHANTS ROW	837.37	*
-20588	AMERICAN COLLISION	172 WOODSTOCK AV	272.40	*
-10156	ANAGNOS KATHERINE S	22 MADISON ST	1,514.27	*
-10157	ANAGNOS STRATTON LIFE ESTATE	97 GROVE ST	2,635.47	*
-21052	ANCHORED IN INK	56 STRONGS AV	77.24	
-20954	ANGLER PUB	52 STRONGS AV	64.60	
-11196	ANIA REAL ESTATE & PROPERTY MGMT	52 ALLEN ST	3,982.77	
-21154	ANYTIME FITNESS	215 WOODSTOCK AV	96.34	*
-21080	ANYTIME FITNESS	217 WOODSTOCK AV	4,375.63	*
-20677	ARAL	56 CENTER ST	39.32	*

-16354	ARAPAHO PARTNERS LLC	180 SOUTH MAIN ST	3,742.52	*
-20880	ASSOCIATES IN PRIMARY CARE LLC	98 ALLEN ST	47.30	
-21291	AUTOCRAFT VERMONT	131 WOODSTOCK AV	57.44	
-18803	AVADA HEARING CARE CENTER	31 NORTH MAIN ST	121.00	*
-20453	B&F ANALYTICS	60 NORTH MAIN ST	40.08	
-10242	BAKER RONALD G. LIFE ESTATE	383 STRATTON RD	3,294.96	
-17937	BALLARD CAROLIN J - ESTATE	185 DORR DR	1,103.20	*
-12623	BALTIC REALTY LLC	22 WOODSTOCK AV	2,850.83	*
-17769	BALTIC REALTY LLC	28 WOODSTOCK AV	5,988.22	*
-17536	BALTIC REALTY LLC	26 WOODSTOCK AV	7,140.87	*
-17988	BANIA ADA I	9 PRESTON PK	3,290.01	*
-14089	BARBER STEPHANIE	13 RACHEL DR	2,463.60	
-17613	BARLOW TYSON	251 CHURCH ST	1,177.62	
-17702	BECK SCOTT	219 DORR DR	12,528.22	*
-17846	BENARD LYNNE M	14 SHEDD PL	1,508.52	
-12229	BENOIT MCKENSON	141 NORTH MAIN ST	2,452.08	
-12335	BLACKMAN JASMINE	74 HARRISON AV	10,818.14	*
-21112	BLUSH SALON AND BEAUTY LOUNGE	60 CENTER ST	505.48	*
-21243	BMF AUTO DETAILING SPECIALISTS L3C	236 MUSSEY ST	128.24	*
-16214	BODETTE CAROLYN	23 BROOKSIDE MBL P	690.20	
-16363	BOSWELL THOMAS CLU, LTD	18 SOUTH MAIN ST	29.20	
-15502	BOURASSA TODD	84 PLAIN ST	3,456.40	

-10540	BOURNE JOHN M	8 ELM ST	6,001.42	*
-21287	BRIGGS WELDING	115 PARK ST	57.44	
-10631	BROUILLARD ROLLAND	2 SHARON DR	1,326.61	
-13304	BROWN MARGARET E	15 FOREST ST	69.00	
-16382	BRUCE'S TRANSMISSION	1 SCALE AV #021	179.03	*
-10672	BRUNO MICHAEL G	137 NORTH MAIN ST	119.05	
-21250	BRZOSKA SLAWOMIR	20 SHERWOOD RD	567.84	
-21169	BULLETWORKS	56 HOWE ST	79.80	*
-20818	BURNHAM HOLLOW BAKERY	97 STATE ST	126.72	
-15511	CAHEE TONI	63 CLEVELAND AV	3,044.49	
-14086	CAMPBELL ROAD DEVELOPMENT LLC	16 CAMPBELL RD	1,506.70	
-16409	CANINE TO FIVE	1 SCALE AV #5	1,351.16	*
-16411	CANON FINANCIAL SERVICE INC	Personal Property	82.45	
-16415	CARA MIA'S PIZZERIA	50 STRONGS AV	204.16	*
-13260	CARRARA PAIGE E	15 CENTER ST	828.04	
-16191	CARROLL ERIKA	100 CRABAPPLE LN	484.18	
-21297	CAVACAS AND ASSOCIATES	2 CLOVER ST	63.60	
-17686	CCPR LLC	186 STATE ST	50.59	
-14171	CELENTANO ROBIN	102 MEADOW ST	510.76	
-16433	CENTER FOR HUMAN POTENTIAL	41 BURNHAM AV	115.64	*
-16435	CENTER ST SALOON	58 CENTER ST	75.44	*
-17464	CHAPMAN GLENN D	28 EMMETT AV	2,124.59	*
-11763	CHESNUTIS CHRISTINE	90 BAXTER ST	8,108.33	*

-20114	CHIPKA AVERY Z	81 CENTER ST	8,309.84	
-14674	CLARK DANIELLE S	130 CONVENT AV	14,685.32	*
-12858	CLARK ST PROPERTIES LLC	41 SOUTH MAIN ST	1,272.48	
-12660	CLARK ST PROPERTIES LLC	54 TERRILL ST	1,291.18	
-11065	CLAY NEOLA W & BUZZELL HELEN	28 FREEMAN AV	4,884.14	*
-17393	COBB PATRICIA M	145 ADAMS ST	5,707.31	*
-11089	COBURN WESLEY	89 FIRST ST	2,098.77	
-21182	COCA COLA BEVERAGES NORTHEAST	Personal Property	919.24	
-11104	COCKEY CHRISTOPHER	26 HOPKINS ST	3,688.52	
-11094	COLE JAIME REALTY TRUST	50 CHAFFEE AV	1,574.60	
-17944	COLTEY APRIL	185 DORR DR	1,169.12	
-20974	CONOPCO INC	0 Misc	449.72	*
-16486	CONWAYS DECORATING CO	90 CENTER ST	181.62	
-16484	COOK TIMOTHY G M D	25 NORTH MAIN ST	1,178.48	*
-20702	COZI REPRO	134 PARK ST	730.72	*
-21113	CREDIT ASSOCIATES IN FINANCIAL SERVICES	18 MERCHANTS ROW	73.92	
-21010	CROSSFIT RISING STAR	1 SCALE AV	43.14	
-10611	CUTSHAW DYLAN L	57 ENGREM AV	15,278.13	*
-15984	DAVIS AUDREY	63 BELLEVUE AV	7,820.67	*
-14661	DAYTON RICHARD P	121 GIBSON AV	662.24	
-11406	DEANGELIS GINO & V - ET AL	24 ENGREM AV	1,524.42	
-21317	DEATH OR GLORY TATTOO COMPANY	7 EVELYN ST	30.76	
-12194	DEJARNETTE JEFFREY A	81 CLEVELAND AV	1,199.66	
-12905	DELBIANCO TIFFANY	27 HILLCREST RD	46.39	
-11439	DELEHANTY RONALD C	17 NORTH ST EXT	4,704.48	

-14570	DELGADO LLC	198 NORTH MAIN ST (C-5)	112.29	
-13624	DELORE LLC	149 GRANGER ST	1,735.03	
-10970	DENTON BARRY J	0 HAZEL ST	11,068.09	*
-14803	DEROSIA CAL A	2 CAMPBELL RD	665.62	
-11491	DESAUTELS SHERYL	153 JACKSON AV	696.14	
-15246	DHOLAKIA UDAYAN	32 BAXTER ST	377.89	
-17386	DINGLER HOLDINGS LLC	31 HOPKINS ST	684.09	*
-15127	DITOMASO JAMES	49 BAXTER ST	3,201.54	*
-13095	DITOMMASO JAMES	18 BUTTERFLY AV	1,113.05	
-12840	DIVOLL MICHAEL J	64 MERCHANTS ROW	2,351.75	
-11508	DOANER MICHAEL	125 CURTIS AV	357.24	*
-14555	DONAHUE MARIA G	10 ROYCE ST	1,221.31	
-14271	DOUGHERTY RYAN	441 WEST ST	4,096.34	*
-21196	DUNN DENNIS	385 STRATTON RD	1,122.36	*
-12277	DUPREY RANDY J	211 DORR DR	2,351.86	
-11623	DWYER PHILIP D LIFE ESTATE	154 BELLEVUE AV	2,870.39	
-11627	DZIUBA ALBERT F JR	259 LINCOLN AV	3,485.27	*
-20637	EBONY HAIR	24 STRATTON RD	92.21	*
-21150	ELECTRIC TATTOIR	96 MERCHANTS ROW	79.80	
-13801	ELIAS ALAN	56 CLEVELAND AV	2,420.74	*
-12638	ELIAS S ALAN	296 WEST ST	2,468.42	*
-17636	ELIAS S ALAN	36 PINE ST	2,627.21	*
-12934	ENGEL STEPHEN	12 ELM ST	966.44	
-17946	EUBER MELINDA	185 DORR DR	1,846.72	*

-17529	EVANS JASON W	40 CAMPBELL RD	241.85	*
-21134	EVOLVE IP LLC	Personal Property	29.88	
-11754	FAGAN DEANA M	21 EAST CENTER ST	1,735.24	
-16590	FAMILY DENTAL ASSOC.	4 GENERAL WING RD	845.79	
-12816	FARRELL NICOLE	33 BAXTER ST	2,749.41	
-11798	FEDERAL HOM ELOAN MORTGAGE CORPORATION	186 LINCOLN AV	1,942.66	
-17748	FELION GREGORY M	108 STRONGS AV	2,043.78	
-11844	FISCHER JASON E	68 PLAIN ST	975.28	
-10462	FISCHER THOMAS R	4 GILRAIN AV	33.97	*
-10057	FITCH ZACHARY	127 CURTIS AV	1,048.49	
-17971	FITZGERALD ERNEST JR	114 FOREST ST	802.31	*
-12841	FITZGERALD ROBERT R	130 SOUTH ST	3,893.24	
-20463	FLAGSHIP CINEMAS STORE 7	1 RUTLAND SHOPPING PLAZA	1,058.28	*
-11372	FLANDERS JEFFREY	74 STRONGS AV	420.24	*
-11874	FLOYD TAMMIE L	54 EAST CENTER ST	20,688.71	*
-15351	FOSTER GEORGE	37 WATER ST	2,310.76	
-14787	FOSTER LISA M	48 WATER ST	4,153.42	*
-20244	FOSTER PROPERTY MANAGEMENT LLC	11 COTTAGE ST	1,961.98	
-20292	FOSTERING WELLNESS CENTER	11 COTTAGE ST	43.33	
-11997	FREDETTE RONALD R SR	9 PHILLIPS ST	1,496.80	
-15579	FREGARD WILLIAM	195 DORR DR	1,080.53	
-16621	FREEMAN-MARCUS JEWELERS	76 MERCHANTS ROW	6,155.60	*
-20640	FROGS & LILY PADS	25 CENTER ST	60.88	*
-18568	G & S BENDER INC	235 SOUTH MAIN ST	593.19	*

-	11983	GABORIAULT CLEMENT H	46 CLEVELAND AV	1,744.92	
-	12031	GAGNE DANIEL J	63 PINE ST	2,289.08	
-	12079	GARTNER MARGOT	0 CHARTER HILL DR	2,657.20	
-	21201	GE OIL AND GAS LLC	Personal Property	90.63	*
-	16205	GHIO CHRIS	14 BROOKSIDE MBL P	950.64	*
-	16845	GLOBAL MOTELLO GROUP CORP	145 NORTH MAIN ST	589.12	
-	14451	GMBH LLC	42 JACKSON AV	1,470.30	
-	13849	GO AMERICA	39 WILLIAMS ST	3,658.16	*
-	17962	GODDA SARA	33 ALLEN ST	924.33	*
-	20683	GOOD STUFF	223 SOUTH MAIN ST	80.24	
-	12271	GOODHALE DONNA M	107 FRANKLIN ST	1,568.44	
-	11681	GOTTLIN SHAWN A	111 MAPLE ST	5,284.39	*
-	15122	GRABOWSKI SUSAN P	117 GIBSON AV	3,076.41	
-	14140	GRAHAM ANTHONY W	92 CHURCH ST	16,876.02	*
-	16660	GRAND PERFORMANCE STUDIO OF DA	129 FOREST ST	506.28	*
-	16678	GREEN MOUNTAIN ROCK CLIMBING	223 WOODSTOCK AV	68.83	
-	17827	GREEN TOP HAT LLC	50 CLEVELAND AV	10,969.70	*
-	17945	GRIFFIN TIMOTHY R	185 DORR DR	6,304.71	*
-	12381	H & C REALTY CORP	113 PARK AV	16,892.40	*
-	15665	HAGENBARTH CHESTER E JR & GWEN E	38 BAXTER ST	1,185.87	
-	17571	HALL PETER W	107 LINCOLN AV	3,115.00	*
-	20204	HANDCARVED SANDWICHES BY ERNIE	Personal Property	489.56	*
-	17977	HARDINA ROBERT	93 RIVER ST	3,304.72	*
-	13429	HART DAVID	109 PLAIN ST	3,220.82	*
-	15424	HART ROGER L JR	27 LINCOLN AV	600.93	

-11218	HARVEY DIANA L	81 CRESCENT ST	1,147.63	
-12471	HAWES RUDOLPH R	91 SOUTH MAIN ST	900.98	
-21239	HEAD TO TAILS	142 GROVE ST	85.68	*
-12556	HIER LORING G	461 WEST ST	2,771.26	*
-15067	HIER LORING G	77 JACKSON AV	3,810.89	*
-14283	HILLARY LINDA M	301 WEST ST	10,875.35	*
-13992	HOLTHOUSE JULIA C	217 CHURCH ST	2,035.54	
-18791	HOMETOWN DELI	131 WOODSTOCK AV	221.72	*
-20691	HOPE MEDICAL CLINIC	69 ALLEN ST	161.48	*
-13600	HUGHES JESSICA L	119 LIBRARY AV	6,654.83	*
-20933	HUMMINGBIRD ASSOCIATES	1 SCALE AV	40.04	
-20720	HUNTINGTON TECHNOLOGY FINANCE INC& SUBS	71 RIVER ST	1,458.00	*
-16752	INTERCONNECT TELECOMUNICATION	57 MERCHANTS ROW	7,734.89	*
-16291	JACK ARTHUR PHOTOGRAPHY	1 RACHEL DR	175.12	
-12754	JENKINS G WILLIAM JR	6 THRALL AV	4,290.84	
-12755	JENNE PHILIP M	3 CENTRAL AV	11,477.30	*
-16728	JOHNSON ANNA L	0 MAHONEY AV	33.02	
-14197	JOHNSON DOUGLAS A	16 ELM ST	656.57	*
-12779	JOHNSON JERRY J LIFE ESTATE	6 CENTRAL AV	3,796.36	*
-12819	JONES ROBERT A	6 CLOVER ST	52.39	*
-20642	JUMP FORE FUN	13 2 GRANGER ST	199.36	
-14875	KAEGI -RYDBERG CLIFFORD	164 BAXTER ST	5,025.80	*
-16786	KAREN'S FOOD COMPANY	1 SCALE AV #17	562.96	*
-20295	KEENE MEDICAL PRODUCTS	153 ALLEN ST	218.44	

-18581	KIMBERLY'S SALON	89 CRESCENT ST	1,173.24	*
-10605	KING BRIAN E	12 CRESCENT ST	12,271.39	*
-11228	KIRK BRIAN	50 WILLIAMS ST	7,217.00	*
-15881	KNAPP CHRISTINE	86 CURTIS AV	3,629.52	
-20433	L&D AUTOMOTIVE	56 HOWE ST	2,059.32	*
-17625	LAMARCHE CRYSTAL M	100 A PLAIN ST	576.15	
-13080	LANZILLO JOSEPH	141 ASH ST	130.70	
-13526	LAPLANTE JAMES A - LIFE ESTATE	67 CRESCENT ST	11,948.98	*
-20341	LAUGHING MOON GALLERY	97 STATE ST	329.08	*
-20787	LAVENE LAURIE	185 DORR DR	2,770.92	*
-14335	LEAR JEFFREY M	79 HARRISON AV	1,138.11	
-13153	LEFEVRE GERALD R - LIVING TRUST	212 ADAMS ST	24,079.72	*
-14264	LERTOLA JAMES F	219 DORR DR	810.55	
-14561	LIEW CHE ON	13 NORTH ST EXT	4,236.26	*
-13795	LIMANEK PETER J	17 CRAMTON AV	2,031.28	*
-13212	LITTLER WILLIAM L JR	11 RUTLAND AV	6,160.64	
-14418	LOVE TALIS T	96 STRONGS AV	5,399.94	
-21117	LOW COST EXHAUST	33 FOREST ST	58.72	*
-18584	LUCKY 13 TATTOO	163 STATE ST	124.78	*
-11148	M & C PROPERTIES LLC	91 EAST ST	1,269.53	
-13312	M & E PROPERTIES LLC	134 PARK ST	566.88	
-20965	M&M PRIVATE CARE INC	26 WEST ST	163.20	*
-13352	MACDONNELL MICHAEL H	126 RIVER ST	1,715.10	*
-11262	MACLENNAN SUSAN	17 NORTH ST	3,505.69	

-16847	MAC-SAM TENNIS	129 FOREST ST	101.80	*
-13353	MAILHOIT CATHERINE B	103 FOREST ST	691.84	
-13357	MAILHOIT RICHARD	107 LIBRARY AV	3,079.32	
-13395	MANIERY JOHN P	93 PLAIN ST	555.42	
-12852	MANIERY THOMAS J	93 PLAIN ST	484.75	
-13119	MASLOWSKY CAREN R	129 TEMPLE ST	644.60	
-17942	MAYHEW BRIAN	185 DORR DR	131.87	
-10454	MAYHEW PEGGY A	186 CRESCENT ST	3,303.87	*
-13562	MCDEVITT CATHERINE M - LIFE EST	40 HILLCREST RD	6,028.73	
-16875	MCDONALD WILLIAM J DR	198 NORTH MAIN ST	109.84	
-13724	MCNULTY JASON	33 WATKINS AV	4,601.88	*
-13653	MCTAGGART CYNTHIA M	50 ELM ST	1,265.59	
-10114	MEAD RONALD	110 LIBRARY AV	1,818.77	*
-14585	MEYER DONALD	3 HOPKINS ST	10,866.68	*
-16897	MICHAEL'S TOYS	64 MERCHANTS ROW	114.36	*
-17941	MICHAUD MICHAEL	185 DORR DR	3,160.44	*
-16899	MID STATE SATELLITE SYSTEMS	225 SOUTH MAIN ST	820.86	*
-13730	MILLER JANET	6 SPELLMAN TERR	3,499.50	
-16910	MISS LORRAINE'S SCHOOL OF DANCE	162 NORTH MAIN ST	160.92	*
-13758	MITCHELL THOMAS S	58 TEMPLE ST	146.33	
-20900	MOBILE MINI INC	Personal Property	67.84	
-13769	MOLNAR STEVE J	196 DORR DR	3,881.01	*
-21037	MOTHER CLUCKERS	95 STATE ST	80.08	
-12040	MOYER TARA J 2021 TRUST	29 STRATTON RD	42.72	

-20354	MSG ENTERPRISES LLC-AVELLINO'S	86 STRONGS AV	25.95	*
-17533	MURPHY CHRISTOPHER M - TRUSTEE OF	137 MAPLE ST	303.00	
-10507	MURRAY JAMIE A	3 MEADOW ST	1,015.62	
-16970	MUSIC GUILD INTERNATIONAL RUTLAND INC	1 SCALE AV #18	1,744.76	*
-20618	NCR CORPORATION	14 N MAIN ST	216.32	
-14005	NOTTE ANDREW D	102 GRANGER ST	11,112.58	*
-12228	NUTBROWN TRAVIS	127 ROBBINS ST	875.87	
-20957	OLDIES 1620	40 E CENTER ST	166.04	*
-21129	OPNAD FUND INC	Personal Property	419.32	
-20358	ORAL AND FACIAL SURGERY ASSOCIATES PLC	155 WOODSTOCK AV	3,328.56	
-14859	ORANGE TOP HAT LLC	36 BAXTER ST	5,461.20	*
-17588	ORANGE TOP HAT LLC	146 LIBRARY AV	6,906.64	*
-18745	PAGANO ANTHONY J	5 MEADOW ST	12,734.03	*
-17936	PARADIS BONNY	185 DORR DR	748.42	
-11150	PARKER DAVID	150 RIVER ST	5,196.99	*
-14194	PATTERSON PAMELA	167 SPRUCE ST	327.37	*
-15516	PAUL ROBERT C	13 PINE ST	1,493.22	*
-14205	PEARSON H ALTON	168 GROVE ST	871.04	
-14333	PIERCE ROGER C	26 COTTAGE ST	8,029.86	*
-14446	POMYKALA DAVID	148 LIBRARY AV	3,576.04	*
-11096	POPP DOMINICK	80 CLEVELAND AV	4,798.64	
-15257	POTTER CONNIE M	199 1/2 DORR DR	1,472.80	
-17042	PRESSLY & JILOTY LAW OFFICE	25 CENTER ST	26.90	*
-21183	PREXAIR DISTRIBUTION INC	Personal Property	1,378.68	
-11220	PRIME HAIR DESIGN COMPANY	201 WOODSTOCK AV	2,673.89	

-	20408	PUB 42	16 WALES ST	75.84	
-	20918	PURE ORIGINAL	22 CENTER ST	584.60	*
-	17687	QUIGLEY TREVOR J	256 A CHURCH ST	783.62	*
-	14550	R & M REALTY INC	116 SPRUCE ST	2,609.91	
-	14551	R & M REALTY INC	123 POST ST	3,696.42	
-	17720	R & M REALTY INC	117 POST ST	7,135.95	
-	14552	R & M REALTY INC	118 SPRUCE ST	33,350.31	
-	14566	RAGOSTA JAMES	440 WEST ST	12,800.09	*
-	14568	RAGOSTA JERRY	41 PROSPECT ST	10,803.95	*
-	14567	RAGOSTA JOS J JR & JOS III- ET AL	0 FOREST ST	289.33	
-	21172	RAGOSTA ROBBIN	31 JACKSON AV	555.04	
-	20849	RAW HONEY	5 CENTER ST	229.76	*
-	15346	RD SCHILLER LLC	270 DORR DR	10,163.43	*
-	21102	REKAROO'S CHILD CARE	41 EAST CENTER ST	119.68	*
-	11212	RICHARDS MAX J	70 CLEVELAND AV	3,720.00	
-	14657	RICKETTS CAROL R	19 DIVISION ST	2,943.88	
-	21167	ROGER'S AUTOMOTIVE	56 HOWE ST	26.68	*
-	21193	RT 100 ENTERPRISES LTD	187 STRATTON RD	1,783.52	*
-	21240	RUFF LIFE COFFEE	46 CENTER ST	139.64	*
-	14650	RUGGLES MELANIE M	47 ALLEN ST	4,933.66	*
-	20920	RUTLAND AREA FLEA MARKET	200 WEST ST	39.90	
-	20476	RUTLAND COUNTRY STORE	213 NORTH MAIN ST	97.64	
-	20943	RUTLAND DENTAL CARE	135 N MAIN ST	87.16	
-	17130	RUTLAND RESTAURANT	57 MERCHANTS ROW	97.09	*

-12847	RYAN THOMAS R	1 COURT ST	1,297.32	
-18230	S&M 49 S MAIN LLC	49 SOUTH MAIN ST	2,095.22	
-10079	S&M 78 CLEVELAND AV LLC	78 CLEVELAND AV	1,478.17	
-14897	SAIENNI HEATHER A	3 ROYCE ST	1,180.98	*
-17147	SALSA FROM THE GUT	20 JAMES ST	260.68	*
-17766	SANDERSON RAYMOND	235 STATE ST	245.13	
-11332	SANTORO DOROTHY M	115 KILLINGTON AV	19,703.68	*
-14318	SANTWIRE ASHLEY E	38 CLEVELAND AV	4,132.12	*
-17778	SARGEANT SETH G	80 ALLEN ST	3,281.99	
-17779	SARGENT FREDERICK	143 GRANGER ST	897.62	*
-17953	SARGENT WILLIAM & DEBORAH	33 ALLEN ST	19,163.15	*
-17787	SAVAGE MARY	90 STRONGS AV	21,438.79	*
-17813	SCHEPSMAN DAVID	18 WOODSTOCK AV	1,401.40	
-21103	SCHUH MARY DPM	69 ALLEN ST	939.22	*
-15056	SEELEY PETER S	80 STRATTON RD	3,325.82	
-18258	SEVERANCE TIMOTHY	45 ALLEN ST	3,412.17	*
-15956	SHAW DEIDRE M	14 CRESCENT ST	4,558.14	*
-14492	SMALL ISAAC J	29 KILLINGTON AV	18,954.26	*
-14563	SMALL RACHEL	43 PROSPECT ST	3,584.58	*
-11238	SMITH COURCELLE SARAH	9 HIGH ST	1,222.85	
-12849	SMITH JAMES P	21 KENDALL AV	12,623.00	*
-20921	SOUTHSIDE STEAKHOUSE INC	168 SOUTH MAIN ST	181.84	
-15264	SPENCER R BROWNSON II	0 NORTH MAIN ST	1,909.16	
-17743	ST PETER ALLAN D	6 MAYFIELD RD	4,056.49	*

-13934	ST PETER PATRICIA - LIFE ESTATE	0 GROVE ST	507.35	
-17746	ST PETER STUART H - LIFE ESTATE	288 GROVE ST	1,766.56	
-15030	STICKNEY GARY L REVOCABLE TRUST	99 CENTER ST	883.70	
-12370	STONEGATE PROPERTIES LLC	0 FOREST ST	1,836.64	
-21278	STONEGATE PROPERTIES LLC	0 FOREST ST	3,195.16	*
-16209	STRONG TRAVIS	18 BROOKSIDE MBL P	1,522.14	*
-21197	TASO	2 2 CENTER ST	51.28	
-21003	TATOO	56 STRONGS AV	80.08	
-15448	TAYLOR-JONES PATRICIA P	138 SOUTH ST	4,361.72	
-21065	TELEFLEX MEDICAL INC	Personal Property	60.04	*
-16326	THE BEAUTY SHOP BY BRENS GIRLS	5 MEADOW ST	180.12	*
-14861	THE BROTHERS LLC	5 COURT ST	2,104.07	
-21185	THE COCA COLA COMPANY	Personal Property	1,143.32	*
-16472	THE COCA-COLA COMPANY	19 ALLEN ST	1,356.12	*
-20923	THE PHAT ITALIAN DELI	31 CENTER ST	1,075.80	*
-20924	THE VERMONT TRUFFLE COMPANY	37 CENTER ST	436.45	
-11593	THEODOROU MARC J	22 GAY ST	508.66	
-20853	THERAPYDIA RUTLAND	155 WOODSTOCK AV	592.20	
-15489	TERRIEN LORRAINE	94 FRANKLIN ST	4,689.16	
-21099	TLC HOMECARE & NURSING	65 NORTH MAIN ST	41.09	
-17250	TOP DOG MUSIC	45 HILLCREST RD	210.44	*
-17881	TRAPENI JOSHUA J	8 BELMONT AV EXT	3,393.03	
-17261	TROPICAL AQUACUTURE PRODUCTS INC	63 GROVE ST	539.48	

-15584	TURCO JOHN	43 DORR DR	2,268.47	
-15582	TURCO JOHN	0 DORR DR	14,149.97	*
-17268	TURNING HEADS	162 NORTH MAIN ST	34.60	
-12685	TUTTLE ADRIENNE	18 ELM ST	5,896.88	
-17892	UNITED STATES OF AMERICA	69 ALLEN ST L-3-1	36,573.13	*
-17896	VALENTIN JOSEPH A	114 MAPLE ST	1,982.78	*
-21081	VERIZON WIRELESS	101 MERCHANTS ROW	119.68	*
-16711	VERMONT COMMUNITY MEDIA LC	77 GROVE ST	3,199.86	*
-17286	VERMONT CYBER SOLUTIONS	18 MERCHANTS ROW	3,599.38	*
-20699	VT WEB.COM	44 UNION ST	397.57	*
-19962	WALKER BODY ART	58 WALES ST	129.08	*
-10898	WALKER KENNETH J	68 WALES ST	7,795.44	*
-15770	WALKER RICHARD D	55 PLEASANT ST	5,898.78	*
-17947	WALTON CARLIE	185 DORR DR	7,081.84	*
-20482	WAYLAND BERBOW VSVB LLC	101 MERCHANTS ROW	719.12	*
-21170	WEBIOMASS INC	56 HOWE ST	79.80	
-14535	WEBSTER KRISTIN L	100 JACKSON AV	750.25	
-15820	WEBSTER SUSAN J	75 TRAVERSE PL	2,034.82	
-17933	WELCH GARY	185 DORR DR	360.04	
-14307	WELLS FARGO BANK N A	94 LIBRARY AV	2,945.86	
-11621	WEST THOMAS L	222 DORR DR	1,015.63	
-21012	WEXP CLASSIC ROCK 101 THE FOX	1 SCALE AV	2,237.60	*
-15892	WHITE PAUL A	2 CHARLES ST	9,110.24	*
-17336	WHITE SAND DUNES INC	75 WOODSTOCK AV	96.27	*
-15903	WHITNEY NEIL E	10 CHAPLIN AV	5,310.14	*

-16190	WIGGIN MARK C	90 CRABAPPLE LN	984.64	
-15955	WILLIAMS PATRICK JR	257 CHURCH ST	4,258.64	*
-15959	WILSON CRAIG M	3 CROWN ST	1,258.95	*
-13149	WISELL TIMOTHY J JR	192 STRATTON RD	10,181.83	*
-11090	WOOD DERRICK D	239 COLUMBIAN AV	5,948.56	*
-15993	WOODARD BRETT	75 EDGERTON ST	2,026.32	
-13698	Y&R OPPORTUNITY FUND	100 SOUTH ST	81.51	
-15462	YAKUNOVICH THOMAS H	57 VERNON ST	3,962.32	
-17704	YOUNG MAX F	40 EAST CENTER ST	1,512.87	