

TOWN OF BARRE VERMONT ANNUAL REPORT



**REPORT OF THE TOWN OFFICERS
FOR FISCAL YEAR
July 1, 2016 to June 30, 2017**



Town of Barre

VERMONT

AMBULANCE -
POLICE - 911
FIRE -

Be sure to clearly give your name and address, as well as the nature of your emergency. Do not hang up until you are sure that your message has been understood.

2016 – 2017:

Population – 9,052

Size – 19,328 Acres (31.8) Square Miles

Grand List - \$625,515,100

DATES TO REMEMBER:

Property Tax Installments Due: August 15, 2016
November 15, 2016
February 15, 2017
May 15, 2017

Sewer Tax Installments Due: August 15, 2016
February 15, 2017

MUNICIPAL BUILDING OFFICE HOURS:

8:00 A.M. – 4:30 P.M.

Monday – Friday

P.O. Box 116

149 Websterville Road, Websterville, VT 05678

(802) 479-9331

www.barretown.org

Front cover: In July 2016 the Recreation Board began its Ice Cream Social events. The event lasted six weeks with socials taking place at each of the Town's playgrounds. Attendance was high and free ice cream was enjoyed by all!



REPORT
of the
OFFICERS
of the
TOWN OF BARRE
VERMONT

Fiscal year
July 1, 2016 – June 30, 2017



DEDICATION

This year's Town Report is dedicated
in appreciation of

MICHAEL STEVENS
Barre Town Police Chief

September, 1990 to June, 2017

With more than 26 years as police chief, Michael Stevens led the department for more than half the years Barre Town had operated a police department. He served the town more than 30 years, having been hired as a patrol officer in August, 1986. In September of 1990 he was promoted the chief of police.

Chief Stevens served the town in several capacities as well. He represented Vermont law enforcement on the State Emergency Response Commission, and was chair of the Local Emergency Planning Committee for Washington County. In the past he also served as President of the Barre Kiwanis Club and was Director on the Board of Washington County Youth Services Bureau for 20 years.

WENDELL F. PELKEY

CITIZENSHIP AND SERVICE AWARD

The late Wendell Pelkey served for more than 18 years as a Barre Town Selectman (from 1969 to 1987). In 1991, the Barre Town Selectboard established this annual award in his name to be presented to a person or persons recognized by a majority of the Board for long-standing devotion, public service, and community leadership to and for the benefit of the inhabitants of the Town of Barre. The following citizens have been presented with this award:

1991	-	Allan R. Heath
	-	Mary Stables
1992	-	William Osborne
1993	-	James Howard
1994	-	Richard N. Jensen
1995	-	Ruth Smith
	-	Charles Fantoni
1996	-	J. Rene LaRouche
1997	-	Gordon Booth
1998	-	Edo Perantoni
1999	-	Merle Dwyer
2000	-	J. Guy Isabelle
2001	-	Francis McFaun
2002	-	Marc & Christine Conti
2003	-	Wayne P. Pelkey
2004	-	Robert M. Murphy
2005	-	Raymon G. Bullis
2006	-	William M. Kirkland
2007	-	Cedric & Leslie Sanborn
2008	-	Charles Thygesen, Sr.
2009	-	Charles W. Castle
2010	-	Paul Malone
2011	-	Samuel & Margaret Hutchins
2012	-	Paul Aja
2013	-	Paul D. McGinley
2014	-	Thomas F. Koch
2015	-	Claire L. Duke
2016	-	James & Beverlee Lawson
2017	-	Bruce N. Mitton

INDEX

	<u>Page</u>
Aldrich Public Library	115
Assessment Department.....	17
Barre Area Development Corporation	117
Barre Area Senior Center	120
Budgets – General Fund Revenues & Expenditures	73
Highway Fund Revenues & Expenditures	79
Cemetery Department	28
Central Vermont Adult Basic Education	122
Capstone Community Action	128
Central Vermont Council of Aging	123
Central Vermont Economic Development Corporation	124
Central Vermont Home Health & Hospice	125
Central Vermont Regional Planning Commission	130
Central Vermont Solid Waste Management District	126
Circle	132
Debt Service	84
Delinquent Taxes	86
Elections – Town	100
School	156
Emergency Management Department	30
Emergency Management Services Department	31
Engineering Department	33
Family Center of Washington County	135
Fire Department	43
Green Mountain Transit Agency	136
Green Up Vermont	137
Inventories	90
Justices of the Peace	9
Our House of Central Vermont	149
Meeting Dates	8
People’s Health and Wellness Clinic	138
Planning and Zoning Department	48
Police Department	54
Prevent Child Abuse VT	140
Project Independence	142
Public Works Department	59
Recreation Department	62
Retire Seniors Volunteer Program	143

School –	
BTMES Directors Report	153
Superintendent Report	151
School District Budget	178
School District Wages and Salaries	169
Selectboard and Town Manager’s Report	10
Sexual Assault Crisis Team	144
Solid Waste Services	67
State Representatives	9
Tax Rate Breakdown	83
Taxes Raised	81
The Good Samaritan	150
Town Clerk-Treasurer’s Office	70
Town Officers – Elected and Appointed	6
Town Employees Wages & Salaries	95
Vermont Center for Independent Living	134
Washington County Diversion Program	146
Washington County Youth Service Bureau	148
Web Site Information	5
Wendell F. Pelkey Award	3
Appendixes	180
A) Town Audit (Partial)	181
B) School Audits (Partial)	206



Visit the Town of Barre web site for announcements, publications, permit forms, monthly calendar, etc. The site includes information on boards and commissions, administrative departments, public safety, meeting minutes, genealogy information, keyword search function, links to other sites of interest, and much more!

www.barretown.org

TOWN OFFICERS AND BOARDS

As of June 30, 2017

Elected Officials

Yr. Term Expires

Moderator:

Thomas F. Koch 2019

Town Clerk-Treasurer:

Donna J. Kelty..... 2018

Selectboard:

Thomas White 2018

Rolland Tessier..... 2018

Paul White..... 2019

Jack Mitchell 2017

Rob LaClair..... 2017

School Directors:

Kristin McCarthy 2018

Jay Paterson 2019

Chad Allen 2018

Brent Tewksbury 2017

Brenda Buzzell..... 2017

Spaulding High School Directors:

J. Guy Isabelle (Barre Town)..... 2019

Lucas Herring (Barre City)..... 2017

Carlotta Simonds-Perantoni (Barre Town)..... 2017

Ed Rousse (Barre City)..... 2018

Joe Blakely (Barre City) 2017

David LaCroix (Barre Town)..... 2018

Anthony Folland 2019

Auditors:

Fred Thumm..... 2018

Melissa Brown 2019

Charles Woodhams..... 2017

First Constable:

David Freeman 2019

Selectboard Appointments

Delinquent Tax Collector:	
Carl R. Rogers	2017
Town Attorney:	
Michael Monte	2017
Fire Warden:	
Christopher Day	2018
Health Officer:	
Justin Pickel.....	2019
Environmental Officer:	
Harry H. Hinrichsen	2017
Town Service Officer:	
Carl R. Rogers	2017
Town Assessor:	
Joseph Levesque (contract)	2019
Cemetery Commission:	
Bob Benoit.....	2017
Merle Miller	2018
Norman Coates	2019
Dwight Harrington	2020
Alan Garceau.....	2021
Planning Commission:	
George Clain.....	2020
Cedric Sanborn.....	2020
Christopher Violette	2020
Debra Bordo	2017
Charles Thygesen, Sr.....	2017
John Hameline	2018
Claire Duke.....	2019
Development Review Board:	
Shaun Driscoll	2018
Greg Richards.....	2018
Charles Thygesen, Sr.....	2019
Cedric Sanborn.....	2019
Mark Reaves.....	2017
Jon Valsangiacomo	2017
Mark Nicholson.....	2017

Recreation Commission:

Terry Smith.....	2018
Tracy Wright.....	2018
Mike Gilbar	2019
Douglas Farnham	2017
Dave Rouleau	2019
Angelo Arnold	2018
Shawn Corbett	2017

Traffic Safety Advisory Committee:

Dan Newhall.....	2018
William Kirby.....	2018
Val Vallerand	2019
Chauncey Liese	2017
Jeff Blow	2019

Housing Advisory Committee:

David Oles.....	2018
Patricia Dessureau	2018
Jenny Hyslop	2019
Charles Woodhams	2019
Ken Yearman	2017

Special Committee

Bike Path Committee:

Jamie Evans
Shannon Aylward
Jeff Tucker
Lionel Cyr
Jean Coello
James West
Peter James
Kenneth Alger

BOARDS AND COMMISSION MEETING DATES

Selectboard	Every Tuesday, 6:30 pm
Recreation Board	1 st Monday, 6:00 pm
Development Review Board	2 nd Wednesday, 7:00 pm
Planning Commission	3 rd Wednesday, 7:00 pm
Traffic Safety Advisory Committee	4 th Wednesday, 7:00 pm
Cemetery Commission	4 th Wednesday, 6:30 pm

JUSTICES OF THE PEACE

(For the Years February 1, 2017 through January 31, 2019)

Dotty Ricks
24 Dianne Lane
Graniteville, VT 05654

Christopher Violette
30 Pine Hill Road
Barre, VT 05641

William Bugbee
5 Bonnie Lane
Graniteville, VT 05654

R. Lee Walther
28 Valley View Circle
Barre, VT 05641

Edward Paquin
52 West Road
Barre, VT 05641

Charles Chip Castle
7 Sparrow Drive
Barre, VT 05641

Jay Perkins
420 Windy Wood Road
Barre, VT 05641

Jeanne Daniele
29 Isabelle Road
Barre, VT 05641

J. Guy Isabelle
5 Hillcrest Lane
Barre, VT 05641

JP Isabelle
7 Holden Road
Barre, VT 05641

Sheila Walther
28 Valley View Circle
Barre, VT 05641

Virginia Poplawski
5 Jalbert Road
Barre, VT 05641

Jeffrey Blow
26 Highland Crofts Road
Graniteville, VT 05654

Pearl Bugbee
5 Bonnie Lane
Barre, VT 05641

Paul Malone
292 Phelps Road
Barre, VT 05641



Our State Representatives:

Robert B. LaClair
146 Airport Road
Barre, VT 05641

Francis M. McFaun
97 Sunset Road
Barre, VT 05641

2016 – 2017

REPORT OF THE MUNICIPAL OFFICERS

SELECTBOARD REPORT

By Carl Rogers, Town Manager for the Selectboard

The Selectboard met 43 times during the report year. Following is a summary of major matters dealt with during the year. Selectboard meeting minutes are available via the town website and in the town clerk's office. Meeting dates are provided in this summary in case the reader wants more information. Some subjects also may be covered in the related department's report. Check those reports in this book for possibility of additional details.

Ordinances, Resolutions, Policies and Charter:

Two ordinances were adopted. After introduction on September 6 and a public hearing on September 20, on September 27 an ordinance establishing a stop sign on Hickory Way at Windywood Road and a 25 mph speed limit on Hickory Way and Apple Blossom Road was adopted. The required three readings process was followed (5/23, 6/6 and 6/13) for adoption of an ordinance reducing the speed limit on Morrison Road and Osborne Road. The maximum legal limit was lowered from 40 mph to 35 mph, except the 25 mph section of Osborne was extended past Balsam Drive a short ways.

Nine Resolutions were adopted:

Resolution No.	Date	Purpose, Subject
No. 5-16	9/6/16	Municipal lease financing 2016 Ford ambulance and 2 power stretchers
No. 6-16	10/4/16	Appreciation of Carl Rogers' 25 years of exemplary service and dedication to Barre Town
No. 7-16	10/25/16	Approving a grant agreement for a community development block grant on behalf of Montessori School of Central Vermont.
No. 8-16	12/20/16	On his retirement, appreciation of Patrick Doyle's service
No. 9-16	12/20/16	On his retirement, appreciation of William Crowther's III's service
No. 1-17	4/5/17	On his retirement, appreciation of Bryan Brown's service
No. 2-17	4/25/17	Recognition of Volunteers Week and Barre Town's many volunteers
No. 3-17	5/3/17	Presenting 2017 Wendell F. Pelkey Citizenship and Public Service Award to Bruce N. Mitton
No. 4-17	6/21/17	On his retirement, appreciation of Police Chief Michael Stevens' service

A Finance and Investment Policy amendment was approved (10/18) to officially allow credit card purchases. At the same meeting a bank resolution (People's United Bank) was adopted to secure four credit cards for: 1) EMS, 2) Fire Department, 3) Public Works Department, and 4) municipal building departments.

To keep the Town Charter in harmony with state law about registering to vote, amendments to Charter sections 6b and 6e were discussed on January 31. A revision to Section 6e also was proposed to change the quorum of Board of Civil Authority members needed for a voter checklist update. Discussion of proposed Charter amendments and ballot articles was held on February 28. Public hearings were held March 21 and 28. Voters approved the amendments at the Annual Election in May.

Personnel:

A retirement agreement with former Police Chief Michael Stevens was reached on December 20, 2016. Discussion about a hiring process and police chief job descriptions were held on 1/10/17, 1/31/17, 2/14/17, 2/21/17, 3/7/17, and 4/18/17. On April 25 the Selectboard approved promoting sergeant William Dodge to chief effective July 1, 2017; which happened to be the 20th anniversary of his employment as a Barre Town police officer.

Chief Stevens was recognized on June 27. The Selectboard hosted an Open House from 6 pm to 7 pm before its regularly scheduled meeting. The night before, the banquet room at the Steak House Restaurant was full as past and present Selectboard members and town staff, family, and regional law enforcement officials celebrated Chief Stevens thirty-one years of law enforcement service, 26 as chief of police, to the Town of Barre. The Town paid for the Stevens family to attend.



As noted above in the resolutions, three other long-time employees retired during the year. Pat Doyle retired from EMS after 25 years of service. Bill Crowther retired from his assistant clerk-treasurer position after 19 years and Bryan Brown retired after 30 years of work first as a full-time police officer and then 25 years as a mechanic.

New full-time hires during 2016-2017 were:

- 10/10/16, Jonathan Cullen, paramedic to replace Sheila Brown
- 10/11/16, Leanne Hatch, paramedic in anticipation of Pat Doyle's retirement
- 11/28/16, Kyle Laughlin, police officer for one of two vacancies
- 12/12/16, Todd Newton, public works person for Brian Pelchuck
- 2/6/17, Emily Marineau, planning and zoning administrative assistant for vacancy
- 2/27/17, Paula Russell, police officer for second of two vacancies
- 4/3/17, Wendy Moore, assistant town clerk for Bill Crowther

A three-year labor contract with the EMT's union was approved November 15, 2016. The term of the agreement was 7/1/15 – 6/30/18. Pay increases ranged from 2.2% to 2.7% in year 1 and were 2% in years 2 and 3.

Public Safety:

Another three-year ambulance service contract with the Town of Berlin was approved on August 23, 2016. The term of the agreement was 7/1/16 – 6/30/19.

Closing the contract with Berlin allowed completion of the three-year contracts with Orange, Washington and Topsham.

Work on a five-year renewal of the FEMA required Hazard Mitigation Plan began.

Public Works:

The possibility of the town taking over, by mutual consent, the Websterville Fire District #3 (WFD) carried over from '15-'16 into '16-'17. On July 26 the Selectboard heard information about the WFD, about how owning the WFD could impact the town's Water Fund budget, about the voting process, and about a possible special assessment district. On September 20 the Selectboard adopted an Interlocal Agreement and Plan of Merger, and a Special Assessment Plan. A Warning for voting on the merger with the WFD at a Special Town Meeting was approved. Public hearings were held by the Selectboard on October 18 and November 1. Town voters approved the merger and Special Assessment Plan at the Special Town Meeting. During the remainder of this report year the ball was in WFD's court.

Hickory Way, a short street (at this time) in the Windywood Housing subdivision was inspected on August 9 and conditionally accepted as a town street. On November 1 the Selectboard accepted an easement over Carpenter Lane and accepted a deed for the water line and sewer pipe in Carpenter Lane.

After bidding, a \$39,500 contract was issued to E.F. Wall to reinforce the roof of the public works shop (8/9/16). The reinforcement was necessary to carry additional snow load expected from the roof upgrade which included more insulation. A 2-part contract for roof replacement was awarded to Burrell Roofing, also after competitive bidding (9/20/16). Burrell completed the west facing slope of the roof in the fall at a cost of \$68,164. The next summer the east side was completed at a cost of \$42,115. These expenses were paid from the Building Fund. The '16-'17 Building Fund budget was amended (9/20/16) by the Selectboard to accommodate the E.F. Wall contract and the first phase of the Burrell contract.

A new 4-year (November 1, 2016 to October 31, 2020) lease agreement with New England Quality Services (NEQS) to operate the Wilson Recycling Depot was approved (10/25/16). On November 29 the Selectboard approved NEQS' plan to install a trash compactor at the Depot.

A major piece of equipment, probably the most expensive piece of equipment the town ever purchased to date, was ordered during the year. After the DPW researched sewer cleaning, vacuum units, on December 6 the Selectboard authorized a purchase order to C. N. Wood of North Haven, CT for a Vactor 2100 Plus sewer cleaning machine. The cost for the equipment was \$292,909. After considerable research on specifications and then the competitive bidding, on January 17 the Selectboard awarded a 10-wheeled truck cab and chassis contract to R. R. Charlebois at a cost of \$109,950. The chassis, per Selectboard, would be paid for with \$100,000 of Sewer Fund money set aside for the purchase of a vactor. The sewer cleaning unit would be financed over 6 years and paid 60% from the Sewer Fund and 40% from the Highway Fund (for cleaning catch basins). The new vactor would replace a 2001 model year unit.

On September 24 the Selectboard hosted a dedication of the Bridge Street bridge. More than 50 attended the ceremony near the bridge, which was dedicated in the memory of Gordon J. Booth.



Finance and Administration:

The assessing contract was due to expire on August 31, 2016. The Selectboard in the spring of 2016 directed that a request for proposals (RFP) be released. It was. On July 12, 2016 the Selectboard received a report that two proposals were submitted. The Selectboard requested interviews with the two applicants be arranged for July 26. That night during its regularly scheduled meeting the Selectboard interviewed Joe Levesque and Spencer Potter. On August 9 the Selectboard awarded the new 3-year (September 1, 2016 – August 31, 2019) contract to Joe Levesque. His cost proposal was \$48,000 per year for each year (By comparison Potter's proposal was \$61,920.). The contract was prepared and on August 30 the Selectboard approved it.

On April 18, 2017 the Selectboard approved SB Electronic's request for a Loan Modification Agreement for 2017. Principal payments for 2017 were deferred. Interest payments would be made.

Money from prior SB Electronics payments were assigned to Vermont Community Loan Fund (VCLF) for business loans. On September 27 the Selectboard approved the second loan from the VCLF Barre Business Revolving Loan Fund. A \$100,000, 7-year loan to Old Route Two Spirits was approved. The loan was made with a 4.25% interest rate.

On July 26 the Selectboard approved a 2-year lease agreement with Susan Uthmann to rent the building at 22 Wilson Street. The agreement had an option for a third year. Monthly rent was \$675 for year one (September, 2016 – August, 2017) and \$700 for year two.

On August 9, 2016 the Selectboard selected Municipal Leasing Consultants of Grand Isle to provide the municipal lease financing of the new ambulance and two new power stretchers. The interest rate for the 3-year financing was 2.07%.

Community Development:

The East Barre (Mill Street) sidewalk project has been around since 2007. Due to a long period with no action the VT Agency of Transportation, which administers the grant helping to pay for the project, required the engineering services contract to be re-awarded. Before July 1, 2016 a RFP for said services was released. On July 12, 2016 the Selectboard picked Lamoreaux and Dickinson from 3 proposals, to complete the project. L&D was the first engineering design firm. On October 18 the Selectboard held a public hearing before a Transportation Alternative grant application was submitted. The application sought \$104,940 to provide the remainder of the money (less the 20% local share) for the project. In March, 2017 the town was notified that it was not awarded a 2016 Transportation Alternative grant.

Work on the 2017 Bike and Pedestrian Program grant application began before June 30, 2017. Two easements were signed during the report year. The project design was modified to eliminate another easement.

After receiving the town planning commission's recommended Town Plan

amendments the Selectboard held hearings on said amendments on January 3 and 17, 2017. On February 7 the Town Plan amendments were approved and sent to the C.V. Regional Planning Commission for approval. Notice of the CVRPC's approval was received on May 16, 2017. The amendments addressed siting energy projects and aesthetics.

On October 25 the Selectboard approved a Purchase/Sale agreement with the town school board. There actually would be no purchase or sale. The proposal was for the school to transfer the town recreation area and excess wooded land to the town. American Engineering and Survey of Williamstown was hired to prepare the survey and subdivision drawing. The application was submitted to the town Development Review Board in the spring and approved by the DRB at its meeting on May 10, 2017.

On December 13, 2016 the Selectboard heard a report on the Vermont Land Trust (VLT) and Vermont Housing and Conservation Board (VHCB) proposal to acquire a conservation easement over 50 acres of Pierre Couture's land along Littlejohn Road. On March 21 the Selectboard voted to accept a Grant of Trail Easement resulting from the acquisition. The grant provided recreation trails through Couture's land. Millstone Trails Association was named trail manager. The town paid no money for the conservation easement or trail easement.

A Memorandum of Understanding with Phoenix House was approved on October 11 and amended on January 3. The MOU allowed Lamoille County residents to reside at the South Barre Road Phoenix House. On June 6, 2017 Rolland Tessier was appointed as the Selectboard's representative to the Phoenix House Working Group.

Through tax sale the town acquired the property known as 22 Buick Street. On January 17 the Selectboard discussed selling the property. Realtor services proposals were sought and two were submitted. On April 11 the board picked Sue Aldrich of Coldwell Banker over William Raveis Real Estate. The price of the lot was set at \$38,000. The lot came to the town with two structures badly damaged by fire. Clean up costs (less town labor and equipment) were \$17,455.

The town was awarded a community development block grant (CDBG) on behalf of the Montessori School of Central Vermont. On October 25 the Selectboard approved a resolution to authorize a grant agreement with the state. At the same time the board approved a sub-grant agreement with the Montessori School and accept a mortgage from the school. The mortgage was not for a loan. It offered some protection to the town in the event the state demanded the grant money be re-paid because the school did not produce the grant required low and moderate income benefits.

Conclusion:

Among many personnel changes, including retirement of long-time employees, 2017 saw the police chief of more than 25 years retire. Mike Stevens served as police chief over half the number of years the town operated a police department.

The town authorized merger with the WFD, one of two fire districts remaining in town.

Selectboard meetings are held on most Tuesday nights. Meetings usually start at 6:30 pm. Agendas are posted on Fridays on the town website and at Hannaford, Graniteville General Store and Trow Hill Grocery. Minutes are posted on the town website. The meetings are taped and played on Charter public access channel 194. These videos are also available for viewing through the town website.

The Selectboard manages the town's affairs with able assistance from professional advisers, from boards, commissions and committees, and from town staff. The effort they give to apply their knowledge to town business is welcomed and much appreciated.

Please keep reading, as there are many facts and interesting reports that follow.

Barre Town Selectboard, June 30, 2017

Thomas White, Chairman

W. John Mitchell, II

Paul White

Robert Nelson

Rolland Tessier

ASSESSMENT DEPARTMENT

By Joseph Levesque, Assessor

The Assessor's Department has the responsibility for the appraisal of all real and personal property located within the Town of Barre. This includes all new properties either through subdivisions or through new buildings and any physical changes in existing properties whether permitted or not. Records on all properties are kept concerning ownership, value and physical description of all properties. The building permits issued are followed to completion to realize an accurate description of the property when complete inside and out. Tax maps are kept and revised for the subdivisions created or mergers of land on all parcels.

The principal responsibility of the Assessor's Office is the valuation of properties and preparation of the Grand List for the Town of Barre and related procedures according to Title 32 and other related Titles and Acts pertaining to assessment and taxation.

For the 2016-2017 tax year the Assessor completed the appraisal of all Real and Personal Property located within the Town of Barre that have made improvements to or have changed their property in some way affecting the overall value of the property. The Town's value was increasingly stable last year growing by \$5,669,300 over the value used to establish the over-all value of the Town. The end of year comparison is used to show all changes. No changes are made to the Grand List after December 31 of any given year. The value is final.

In the past year for 4/1/17, the assessor reviewed over 1335 properties, which represents 33.09% of all property in the Town of Barre. Of these approximately 407 or 30.49 % of all taxable property were revalued, this includes all Real and Personal Property including Current Use parcels. After noticing all owners OF THEIR CHANGE OF APPRAISAL'S the assessor's office received 31 grievances (involving 31 parcels) to the new appraisals. This is a modest 7.61% appeals versus total Change of Appraisals. In hearing the grievances all but 4 were settled by the assessor. Of those who received a change of appraisal, four chose to go to the Board of Civil Authority.

The changes in appraisals have been accepted by the town's residents as being fair and equitable by 99.99 % of those parcels involved in a change of appraisal for the 2017-2018 tax year.

Grand List

Total Grand List	=	\$768,022,200
Total Exemptions	= -	\$138,951,900
Taxable Grand List		\$629,070,300

The Grand List for the 2017/2018 tax year is \$629,070,300. This total is for the completed Grand List as of December 31, 2017. This is a slight increase of .5648% over the 2016/2017 Grand List and represents the value of all new, older and improved properties within the Town of Barre. The Grand List value is comprised of residential properties 79.15% with a value of \$510,131,500; Farms 1.27% with a value of \$7,859,500; Miscellaneous Lots and Land with and without small buildings 2.37% with a value of \$14,346,600; Commercial, Industrial and Utilities 14.84% with a value of \$97,472,800 and Personal property 2.40% with a value of \$15,086,500.

Exemptions:

There are 516 exempt properties located in the Town of Barre representing an increase of 15 or 2.99% in exemptions from 2016-2017 with an exempt value of \$138,951,900. There was a decrease in value of \$3,533,200 representing a 2.48% for those properties associated with the exemptions due to the changes in status and changes in values.

Totally Exempt Properties by Vermont Statute

One Hundred Thirty Two (132) Totally Exempt Properties:

Barre City Owned Properties (5)	\$2,038,400
Barre City School District (1)	\$12,957,200
Civic Organization Properties (5)	\$9,561,300
School Properties (1)	\$21,138,200
Fire Districts Properties (14)	\$9,447,600
Town Owned Properties (57)	\$10,467,600
Religious/Charitable Properties (30)	\$18,431,300
State Owned Properties (6)	\$ 40,294,700
Town Forest Properties (13)	\$954,900
Total (132)	\$125,291,200

Partially Exempt Properties

Church of God of Prophecy – church and taxable apartment	\$206,200
New England Excess Exchange LTD – tax stabilization contract	\$423,200
Total	\$629,400

Personal Property

Two Hundred Forty-Eight Personal Property Listings:

First 2,500 of Assessed Value exempted –	Total	\$493,600
--	-------	-----------

Presently personal property consists only of assessments on machinery and equipment since inventories are now exempt. Every commercial, industrial, professional or home occupation business operation is subject to personal property assessment. In fact, any business operation in which money is paid for materials or services are rendered is subject to personal property assessment on its equipment. As of April 1, 1995, the first \$2,500 of value of such assessments is exempted by vote.

If you own a business in your home or outside the dwelling, you are required by law to report your personal property to the assessor or you may be fined up to \$100.00 for failure to report your personal property, as well as relinquish your right to appeal the assessment.

The Town, in their wisdom, voted to exempt certain companies personal property by an exemption stabilization (local agreement rate). No personal property exemption amount is included in that portion of your tax bill, only the exemptions on real property as voted is included.

Land Use/ Current Use Program:

There are Eighty-four submittals for owners who are in the Land Use program. With 84 different submittals, amounting to an exempt decrease in appraisal value of \$10,367,700; this is a decrease in value amount from 2015-2016 This year the Town will receive a substantial reimbursement of the tax involved in the exempted monetary amount.

Land Use is a state program for people who have 25 plus 2 more for a total of 27 acres and wish to place their land in forestry or agriculture programs or a combination of both. Anyone wanting more information about the program may contact the Town Clerk at 479-9391 or the Vermont Department of Taxes-Current Use Program at 828-5860.

Applications and/or changes to land use must be submitted before September 1st of each year to qualify for the program for the next year's grand list. If you as a current use program participant planning to sell, subdivide, develop or transfer your Land Use in any way, a correction filing must be made within 30 days of the change or you may be subject to be removed from the program

The following is a list of town's people, their acreage and the total exempt amounts involved in the Land Use program, amounting to a total of 5,823.58 acres and \$10,367,700 in exempt value with a total assessed value of \$39,246,900 in the Current Use Program. Of the owners 6 have multiple parcels in land use, they are defined with an * and the number of land use submittals they own.

Name	# of Acres	Exempt Amt.
1 Ackerman, Scott W & S Therese	84.49	\$183,800
2 Albert, Sarah	28.33	49,500
3 Andreoletti, Robert	185.00	224,400
4 Bailey, Brian & Shannon	78.91	218,600
5 Bailey, Kenneth & Wendy	71.42	115,900

Name	# of Acres	Exempt Amt.
6 Bailey, Kevin & Lori	41.85	116,900
7 Batchelder, Fred	28.00	78,900
8 Benoit, John & Pamela	60.90	250,000
9 Blaisdell, Thad & Martha	89.30	170,700
10 Blow, Jeffrey & Karen	37.84	36,600
11 Bond Family First Limited Partnership	67.60	167,000
12 Booth, Gerald P & Maria G	1.80	34,500
13 Booth, Gordon*	375.98	654,300
14 Booth, Madeline R. (Rev Trust)*	17.77	71,200
15 Briggs, Perley	121.57	132,100
16 Bruce, Sheldon L III & Jill A	27.77	48,000
17 Collins, Scott M	25.70	29,100
18 Couture, Pierre*	36.30	140,100
19Couture, Pierre*	124.24	209,900
20 Curtis Farm LLC	249.50	241,900
21 DeSerres, Leo J & Melanie E	27.90	73,700
22 Duff Trustees, Raymond F & Centhy	48.00	124,200
23 Duprey, James	25.00	67,900
24 Fournier, Norman & Margaret	121.00	134,500
25 Gaboriault, Sylvia	25.99	77,600
26 Garceau, Alan	25.20	54,300
27 Gioria, Robert	27.40	48,800
28 Gosselin, Gaston & Clara	35.76	120,100
29 Greene, Joseph & Ruth	47.50	75,200
30 Grout, Fred	40.00	153,500
31 Harding, Charles & Alice	39.94	39,100
32 Isabelle le, Ellis & Jacqueline	52.00	49,800
33 Jamele, Joseph & Dolores	198.79	262,500
34 John Trust (The)	54.10	114,400
35 Johnson, Frank & Marilyn	95.00	148,400
36 Johnson, Keith	94.30	121,700
37 Knapp, Justin & Tamara	49.90	54,400
38 Koch, Thomas & Elmer	169.00	192,700
39 Lambert, Jessie & Jennifer	27.9	30,700
40 LaPerle, Raymond & Linda	26.00	64,700
41 LePage, Alan	9.43	75,500
42 LePage, Alan & Humphries, Jennifer	19.00	54,700
43 Lord, Robert jr. & Kimberly A.	46.00	73,300

Name	# of Acres	Exempt Amt.
44 Mancini, Thomas & Jean	38.00	37,400
45 McBride, Daniel & Martha	48.00	72,300
46 McCool, George & Jeannie	77.25	112,800
47 McFaun, Francis & Mary Ann	29.00	190,700
48 McLeod, Raymond	39.90	145,400
49 Mekkelsen, Bruce & Laurie	57.80	119,400
50 Mekkelsen jr. et al, John	91.70	216,700
51 Merry Meadows LLC.	78.60	143,400
52 Moran, Mark D & Ann M	44.80	\$137,800
53 Neddo, Christopher & Annette	184.00	392,800
54 Paquet, Joel	19.06	92,300
55 Paquet, Verne L	44.70	188,000
56 Parrott, Gerald & Kathy	117.65	186,600
57 Pepin Tyler	27.90	30,700
58 Poulin, Ellen M	36.50	55,800
59 Provencher Property LLC	97.00	122,700
60 Puig, Janet & Oliver	25.00	61,500
61 Quantum Keys	18.7	57,700
62 Rock of Ages Corporation*	46.59	49,200
63 Rouleau, Kathy	14.00	68,100
64 Rouleau, Marlynn	49.10	218,900
65 Sanborn, Cedric & Leslie	50.50	107,600
66 Schaeberle, Henry C Jr. & Jeanette G	110.00	129,400
67 Smith, David A & Robin B	86.00	103,100
68 Somaini, Robert R & Terry L	27.00	42,900
69 Stryker, Barent III & Anne	269.00	135,500
70 Swift, Michael	101.69	149,400
71 Swift, Robert E.	27.00	65,300
72 Thumm, Frederick & Daniele, Jeanne	45.12	58,800
73 Thygesen, Charles & Beverly	33.41	90,200
74 Uttero, Peter J & Kelly A	63.70	81,400
75 VanBuskirk, Suzanne & Frederick	26.80	123,700
76 Wagner- Hebert, Jonathan H	83.00	175,000
77 Walsh, William & DesBois, Diane	38.82	101,700
78 Watt George & Debra	116.91	84,500
79 Whitcomb, Mason	35.38	73,300
80 Wilson, Derek & Loretta*	100.00	143,000
81 Wilson, Derek & Loretta*	79.00	81,200

Name	# of Acres	Exempt Amt.
82 Wilson, Derek & Loretta*	184.20	232,800
83 Wilson, Derek & Loretta*	25.30	51,000
Totals 83 submittals		\$10,497,700
Homestead value of exemption		\$5,727,800
Non- Residential value of exemption		\$4,769,900
Total	5,840.27	\$10,497,700

The names, acreage and exempt amounts listed are subject to change with transfer of ownership, appeals & development. Currently all submittals include the easy-out program for owners who found a need to remove themselves completely or just a portion of their acres enrolled. These changes happened in and by December 31, 2017.

Veteran's Exemptions:

Fifty-one (51) disabled veterans' exemptions amounted to a reduction in appraisal value of \$2,040,000. The total amount of veteran's exemptions has changed from last year. During 2016 2017 there were 52 Veterans Exemptions with an exemption of \$2,160,000. This year we have one less for a total of 51 Veterans Exemptions.

In May 2007 the Town so voted to increase the Veterans exemption from \$20,000 to \$40,000 and for that year and in the future. The first \$10,000 is totally exempt and the remainder of the total exemption by Vermont State Statute is to be incurred by the residences of the Town. The remaining value of \$30,000 of the \$40,000 exemption is calculated (as a local agreement rate) and the amount appears on your tax bills as a shared cost for all residents of the Town.

Of the \$2,040,000 the first \$510,000 is totally exempt and the remaining balance value of \$1,530,000 is the value associated with the local agreement rate appearing on your tax bills. This appears on and includes all tax bills sent by the town too make up the lost revenue to education for the state for the increased exemption.

Name	Exempt Amt.
1 Amaral, Anthony & Elizabeth	40,000
2 Barney, Wendell E (Jr.)	40,000
3 Bean, Merlin & Cheryl	40,000
4 Bell, Douglas A & Lucy E	40,000
5 Berini, Brian J & Helen L	40,000
6 Billings, Craig & Monique	40,000
7 Bresette, Brent & Marcia	40,000
8 Carbonneau, Betty J (LE)	40,000
9 Chiu, Hsuan-I	40,000
10 Copeland, Timothy J	40,000
11 Couillard, Willard P & Marjorie (LE)	40,000
12 Dahline, Brigitta	40,000
13 Doon, John R & Marie T	40,000
14 Driscoll, Shaun P. & Jeanne	40,000

Name	Exempt Amt.
15 Dwyer, Hara	40,000
16 Fisher, Wendell & Christina	40,000
17 Foley, Paul P & Betty L (rev Trust)	40,000
18 Frey, Christopher G	40,000
19 Gilwee, William & Lynda	40,000
20 Griggs, Sidney & Tammy	40,000
21 Gross, Edward G & Marie I	40,000
22 Harless, Joshua & Diane	40,000
23 Hiscock, Benjamin	40,000
24 Hood, Beverly (LE)	40,000
25 Hull, Jeanne L	40,000
26 Kennett, Dean W & Bobbi-Lee A	40,000
27 Kunkle, Meagan L	40,000
28 LaFountain, Steven D Sr & Linda L	40,000
29 MacLeod, Leslie j Jr & Susan	40,000
30 Magwire, Thomas H & Melanie W	40,000
31 McCallum, Ann-Marie	40,000
32 McNamara, Shawn P & Corey L	40,000
33 Melvin, Elizabeth (LE)	40,000
34 Meredith, David & Amanda G	40,000
35 Meunier, Guy A. & Noreen C.	40,000
36 Mitchell, Harper (Jr.)	40,000
37 Mott, John C & Kathy M	40,000
38 Murray, Noreen (LE)	40,000
39 Oni, Olufemi Amy	40,000
40 Paris, David R. & Barbara	40,000
41 Parry, Arthur J & Linda M	40,000
42 Perreault, Paul	40,000
43 Pignone, Joseph J. Sr. & Loretta J.	40,000
44 Rouleau, Jeannette	40,000
45 Sicard, Joseph	40,000
46 Taylor, Harold	40,000
47 Tessier, Patricia (LE)	40,000
48 Venner, Richard E & Donna L	40,000
49 Walker, George & Jeanette	40,000
50-Wheeler, Ronald & Phyllis	40,000
51 White, Michael S	40,000
Total Exempt Amount	\$2,040,000
Total Exemption by Statute 3802, (11) (A) 51 x @10,000 =	\$510,000
Partial Exemption to be made up in the Local Agreement Rate 30,000 x 51 =	\$1,530,000
Total	\$2,039,490

The Town of Barre residents are thankful to those Veterans who have done so much for us to preserve our way of life. If you are a Veteran or the Spouse of a Veteran who is receiving a disability benefit of 50% or more and or Death Benefit from the Department of Veterans Affairs, you are entitled to receive the \$40,000 exemption. You must file your necessary papers with the office of Veterans Affairs in Montpelier by May 20 of each year to receive this exemption benefit. Please call if you have any questions about your eligibility for the Veterans Exemption (802) 479-2595.

Appraisal/Reappraisal:

The present average ratio of assessments to the selling price is 0.8758 % of market value. However, this common level of appraisal or (CLA) is calculated by using only 10 % of the Town of Barre as a guide through 3 years of sales, which only has an accuracy rate of 90% and will change significantly on a yearly basis. The decrease in (CLA) from last year to this current year was 0.01273812355% down from 0.00359 % for the (CLA). This means that according to sales the average value of property has increased by 0.01274% of its value, or an increase of \$1274 on a \$100,000 in value.

COD:

The (COD) or coefficient of dispersion (which is a measure of equity and fairness spread across the assessments in the grand list). This year the COD remained unchanged at 14.65% from 2015. The State of Vermont considers anything below 10% for a (COD) is very good and 10% to 14% good. This (COD) shows equity and fairness exists amongst taxpayers. This year's stability in the (COD) tells me we are stable and steady with our direction of Equity and fairness as it pertains to all. The town wide COD is 14.65.

This (COD) must be looked at very closely to see where the inequities exist so that a correction can be made to those properties that appear to be the cause of the inequity. Over the last 13 years, the (CLA) has dropped by 42.93 %, on average. If you were to add that 42.93% to your current assessment you would be close to the actual market value of your property. On average, the increase in value per year for normal appreciation associated with a maintained home in the Town of Barre is approximately 0.033023076923% a year. If you have made improvements not taken into consideration in your assessment then the value you can receive for your home in the market will be more.

With the current market conditions, the value of Real Estate in Barre Town and surrounding communities has remained steady at an increasing rate of appreciation of approximately 2 – 3 % annually for the last few years. This is down from the normal but it shows that the market is strong and values have not fallen as sharply as they have in so many other places in the country. Although sales are down significantly, the value remains strong for those properties that have been well maintained in our area.

In the New England area, values have remained stable. In Vermont property owners have seen property value rise during these trying times. This shows that property is not being over valued or over paid for at the time of purchase. Several places in the

country have actually seen values rise during these times, which show that the market is changing with our region feeling the least affect from the recession we are coming out of. The State of Vermont's unemployment rate is one of the lowest in the country.

It is imperative that the assessments throughout the Town of Barre are as up to date as possible and every 4 years be adjusted to realize the market value of all properties located in the Town of Barre. This helps to keep the Appraisal's in line with the Common Level of Appraisal and the Coefficient of Dispersion and out of fairness and equity to all, and ensures that you are paying only your fair share of taxes and not a portion of someone else's. Equity is the greatest concern of the assessor.

After reviewing the sales study report with the District Advisor from the State of Vermont for the 2016-2017 annual report, I feel the current CLA is going to move very little from 0.8936% to 0.8871% as it has for the last few years. The CLA will not be close to or below 80% of market value so the Town will not do another town wide Reappraisal in the very near future. By the time you read this we will already have the new CLA & COD numbers too use for the 2017-2018 tax year. In my estimation the Town will not have to do a reappraisal for at least a few years (perhaps 10 years) as the CLA & COD is not in danger of falling below 80% or the COD rising above 20%.

The State requires all towns whose CLA falls to 80% and below to do a reappraisal, as well as a Town whose COD rises above 20%.

Homestead Declaration & Property Tax Adjustments:

You need to file your Homestead Declaration every year! The HS122 Section A Homestead Declaration, HI144 Section B Property Tax Adjustment Claim as well as your HI144 Household Income forms (if you qualify for this adjustment due to your income level) need to be filed yearly.

Any person who has an income less than \$47,000 a year needs to file the property Tax Adjustment form to receive a State payment to help pay property taxes. In fact all people who earned less than \$141,000 in 2016 may qualify for a property tax adjustment.

Act 68 requires all property owners to file a Homestead Declaration every year with the State of Vermont by April 15 if the property is the owner's residence as of April 1 of that given year.

The Homestead Declaration is used to calculate the amount of taxes you will pay for the next ensuing property tax year. By filing this simple form with the State your property will be billed at the lower residential rate. If you do not file this form it will be billed at the higher non-residential rate.

"You only need to look at your current tax bill to see the difference of \$ 0.3105 per hundred of assessed value for tax purposes between the two rates. Here is an example of how the higher rate will increase your property taxes; $100 \times \$0.3105 = \31.05 . Otherwise, $1000 \times \$0.3105 = \310.50 of over payment in taxes just because you did not fill out the Homestead Declaration form.

Late filing (after April 18, 2017) of your Homestead form will result in a 3% penalty for you on your total tax due for the education portion you pay. You may file your homestead form as early as January 15th of each year as soon as you receive your tax post card update in the mail from the State of Vermont. There is no need to wait until April 18 to file this form. Any homestead filing after April 18 and before the tax change deadline of September is considered late and late filings are accepted until Dec 1 of each year. Any Late filings after September will not change the tax rate or the amount you pay in taxes for the current year, but it will cause you to pay a 3% late penalty for the change in status. For the Property Tax Adjustment Claim portion of paying taxes, property owners must file the HI 144 form to receive a State payment on their taxes to lower the amount of taxes they actually pay. The Property Tax Adjustment Claim HI144 form filing will ensure you pay no more than a certain percentage of your income in taxes up to \$141,000 in income. As an Example of Property Tax Adjustment Claim, a household that earns no more than \$47,000 a year in income will pay no more than 5% of your income in property taxes $\$47,000 \times 0.05\% = \$2,350$ in property taxes. Please check to see if you qualify for Property Tax Adjustment Claim. It may make a significant difference in your taxes to be paid if you do.

You need to file a HI144 Income form along with your HS122 B Property Tax Adjustment Claim in order to have completed the filing correctly. Many people who are disabled, or elderly have been told they do not have to file their tax forms. You have been misinformed. You must file a Homestead Declaration every year. The HS122 B form for Property Tax Adjustment Claim and an HI144 Household Income form, may reduce your property taxes for you. If you have any questions about filing these forms, please call my office to get the help you need.

For the tax year of 2016-2017 there were many changes in Legislature for the way you paid taxes on your property. These changes will greatly affect how you pay taxes next year. Everything from paying an income tax increase instead of property tax, or a combination of both, as well as an increase in the state of Vermont rate for education. It is very important that you follow the progress of Legislature so you will be able to understand the process and not be penalized because of a late date or not understanding the process for the HS122 B Property Tax Adjustment Claim and the Homestead Declarations HS122 A filings. If you plan to sell your home, it is important to file this form on time by April 18, so the person who purchases the property will be receiving the lower tax rate if the residence is to be their home.

Also, if you are selling your home, make sure if you receive a Property Tax Adjustment state payment on your property during closing. The new owner is not entitled to your State payment.

Homestead Declaration Withdrawal:

Sellers of a declared homestead are required to file a withdrawal of the declaration within 30 days of the date of sale of their property due to the changes in law of act 68.

A good and fair grand list for the people of the Town of Barre requires the work

and presence of a full time assessor and as your assessor, I shall be committed to ensuring that all changes that are expected to take place will be considered and I will do my best to keep you informed of those changes.

I ask that any taxpayer with a question about his or any assessment contact the assessor's office at 802-479-2595 and request to have the assessment reviewed and/or explained. Please call so you can get the right information you need to make an informed decision. Don't ask just anyone, ask someone who knows.

Taxes, Taxes, Taxes, Please Help ME lower MY Taxes:

As the Assessor I am not responsible for the amount of money you pay in taxes. I am only responsible for the fair valuation of your property as it appears in the Grand List.

The amount you pay in taxes is made up by the budgets for the school, municipal budgets and is approved by the voters of the town. The education tax rate is then set by the State of Vermont Legislatures and the Selectmen who figure the municipal portion, and together they make your total tax bill.

I believe that the assessor's records, files and accessibility to them in Barre Town are excellent. If anyone has any questions, the normal office hours are Monday – Friday 8am – 4pm. You can contact this office by calling 479-2595. If you have an outstanding permit which requires an inspection from the assessor's office, I ask that you contact this office to set up an appointment or leave your phone number with my assistant. If you have made improvements to your home which do not require a permit such as interior remodeling, a new roof, a finished basement and other things which increase/ decrease the value to your home, I ask you contact the assessor's office so the changes you have made can be taken into consideration in your assessments out of fairness to all.

I wish to thank all towns' people for their cooperation in making the yearly appraisal of your properties' and my years as assessor for the Town of Barre a success.

CEMETERY DEPARTMENT

By Dwight Coffrin, Sexton

The Town of Barre, Vermont, is responsible for the general grounds and maintenance of three cemeteries located within the municipality. These cemeteries include Wilson, located on Websterville Road, Maplewood located at the intersection of Nichols and Farwell Streets, and West Hill which is located on Perry Road. Wilson and Maplewood cemeteries are open to the public for lot purchases, interment services, and genealogical research tours. There is a winter storage vault located at Wilson for the temporary storage of bodies during the winter months. Lots available for sale range in size from a single grave plot to those which could accommodate a large family memorial or mausoleum. There is a cremation columbarium in Wilson Cemetery that contains cremation niches for purchase and future use. Each niche can hold two cremation urns. The cemeteries are open from the second week of April until the last week of November, all depending on ground and weather conditions permitting access.

Wilson Cemetery grounds are maintained on a weekly basis with mowing and trimming always in progress. The constant rain this spring kept the lawn growing quickly. At times the staff and I were mowing and trimming twice per week. Fertilizer, weed and insect control were applied in newer sections, A & B, the Old Yard 1 and Old Yard 3. Cemetery owned hedges and shrubs were pruned and the burlap covers applied to the newer shrubs to control deer damage. Plans were completed in the North section for the creation of numerous new one, two and three grave plots as well as for larger lots. All new lots are available for purchase in the summer of fiscal year 2017-2018.

Maplewood Cemetery grounds were mowed and trimmed on a weekly to bi-weekly basis depending on the length of grass. Shrubs were trimmed and some lilacs were removed as they were growing into burial lots and covering family monuments. We conducted three interment services and sold two interment lots. Repair of the antique iron fence is a priority. Sandblast cleaning, priming and spray painting will start late in fiscal year 2017. Completion will be several months away. Tipping marble tablets are a constant and we reset several. Plans to locate several new burial lots are underway. These will be located along the Farwell Street roadway continuing at a right angle to the top of the cemetery. These lots will be available for purchase soon as the lot marker pins have been installed.

West Hill Cemetery is the smallest of the town owned cemeteries. This cemetery is closed to future expansion and lot purchases. Interment and lot information has been updated as best as old records can be verified. There are presently 64 up-right monuments which are reset and repaired as the need arises. Mowing and trimming of the grounds continues through the summer season.

Cemetery Services:

Total funeral services	33
Full interment with vault in ground	14
Family Mausoleum entombment	1
Cremation in ground	17
Cremation in Columbarium niche	1
Markers and Posts installed	7
Cement monument foundations installed	11

Burial Lots Sold:

1 grave, lot	4
2 grave, lots	5
5 graves, lots, or larger	1
Niche – cremation	3
Total Burial Lots & Niches	13

The Town of Barre Cemetery Commission and staff have completed year 2 of its enhanced cemetery grounds maintenance program. Good results of the grounds maintenance are very much noticeable. We have included in this program the creation of multiple new interment lots in both Wilson and Maplewood cemeteries. These new lots will be available for purchase in fiscal year 2017-2018. Our staff will continue to repair and reset many of the older marble tablets that have broken or tipped over. It will always be the goal of the board members and the maintenance staff to provide town residents and non-residents with beautifully manicured cemetery grounds that can be enjoyed by all who visit.

The Cemetery Board members would like to acknowledge sexton, Dwight Coffin, and seasonal employees Raymond Brown and Lois Moran for their dedication to the general maintenance of all of the Town owned cemeteries. A special thank you is extended to Recreation department employees Rick Goodell, Wayne King and Christopher Willett who assisted with the cemetery grounds maintenance when needed.

The Cemetery Commission conducts its monthly meetings starting in April and ending in October. Meetings are scheduled at 6:30 p.m. on the fourth Wednesday of each month and are conducted at the Town Municipal Office building. Cemetery Rules and Regulation Guidelines are available on the Town website or by visiting the Town Clerk's Office for assistance.

BARRE TOWN CEMETERY COMMISSIONERS

Norman Coates	Merle Miller
Robert Benoit	Dwight Harrington
Alan Garceau, Chairman	

EMERGENCY MANAGEMENT DEPARTMENT

By Jack Mitchell, Chairman

Fiscal year 2016 – 2017 was a fairly calm year for any emergencies. There was minor flooding in some areas with trees down and power outages as the result of high winds.

The Emergency Management Department, along with town staff and department heads, participated in a drill on the procedures for opening and using the Emergency Operations Center located at the Town Municipal Building. All seemed to go well.

The town's Local Emergency Operation Plan was updated and sent to the State of Vermont Emergency Management Office. This process is updated and completed every fiscal year.

We also starting working on updating the town's Hazardous Mitigation Plan and will be completed in early 2018.

In closing, please contact me at 802-476-7073 if you would like to volunteer and be part of the Emergency Management Department staff.

EMERGENCY MEDICAL SERVICES DEPARTMENT

By Christopher LaMonda, Director

The EMS Department had 151 more calls in Fiscal year 2016 - 17 than fiscal year 2015 - 16. Like last year, the increase over the preceding year was due to increases in mutual aid and paramedic intercept emergency calls. It is anticipated that there will continue to be increases in the future and therefore, we are conducting some strategic planning to allocate resources accordingly.

This year there was a financial change related to medical reimbursements. Vermont Medicaid reimbursements increased based on the Vermont Legislature general fund changes. Vermont added a 3.3% ambulance revenue tax which is then used to access a higher reimbursement rate. After paying the tax Barre Town EMS received approximately \$18,000 in additional revenue.

Services and Service Area:

Barre Town EMS continued to function at the Paramedic level with Vermont Critical Care credentials. The Critical Care credential allows for the highest level of care in the prehospital setting. This credential is only held by 7 of the 80+ services in Vermont. Barre Town ambulances are based out of three stations with both East Barre and Berlin stations operational 24/7 and South Barre station 10 hours a day Monday through Friday. This fiscal year we continued to serve the towns of Barre Town, Berlin, Orange, Topsham and Washington. We also began conversations with the town of Brookfield in preparation for potentially taking on the EMS service for the northern section of town in fiscal year 2017-18.

The personnel schedule went through major changes this year. The EMS Union and Town, through the most recent union contract, created a trial schedule to potentially decrease excessive overtime. The trial is being tested from June 2017 through January 2018. During the trial period the town will evaluate the benefits. Benefits that come with the new schedule are decreased employee burnout, increasing productivity and longevity. This new schedule also allowed for hiring of more per diem employees. Over the past year the EMS department increased its per diem staff from 8 to 22 employees. This staffing increase helps with covering vacations, special events, and extended long distance transfers.

Equipment:

This year Barre Town EMS put a great deal of resources toward the purchase of 2 new ambulances. While we had planned to purchase 1 ambulance, the town had a need for a second because of the increase in call volume over the past 5 years. Both ambulances were purchased from Yankee Fire and Rescue. They are Ford E-350 chassis with Frontline boxes. These ambulances are equipped with power load stretchers that greatly reduce the risk of employee back injuries from lifting and moving patients. This addition was offset by the resale of two older ambulances for \$24,000.

During the bidding process it was recognized that the previous ambulance 5-year purchase plan would not work with the increase in call volume and mileage over re-

cent years. During FY 16 -17 the EMS department averaged approximately 13,000 miles per month. To avoid having vehicles with excessive mileage, and therefore more maintenance and lower resale value, the town has moved to a 4-year purchase plan. This new plan will be evaluated over the next couple of years to see if other changes are needed to the rotation.

Personnel:

This year 2 full-time staff retired, Patrick Doyle and Sheila Brown. Patrick retired after 25 years of service during which time he was crucial in moving Barre Town EMS forward. Pat was also available to assist the town and the EMS department in any way he could. Sheila retired after 15 years of service. During her time, she was integral to service billing and staff scheduling. The EMS department wishes them well and will miss them greatly.


With these retirements, the town hired Leanne Hatch and Jonathan Cullen. Both are licensed at the Paramedic level. Leanne comes to us from the Upper Valley and earned her Paramedic in January of 2017 from New England EMS. Jon comes to us from northeastern Vermont and earned his paramedic in 2014.

The following are new per diem Barre Town EMS providers hired in FY 16 - 17:

Alex Jarvic, AEMT	David Talley, Paramedic	Michelle Brock, Paramedic
April Johns, Paramedic	John Leu, AEMT	Phillip Williams, EMT
Billy Smith, Paramedic	Kim Theil, Paramedic	Scott O’Brien, AEMT
Brian Johns, Paramedic	Margrit Burke, EMT	Sheila Brown, AEMT
Cyndi Nichols, Paramedic	Michael Johns, AEMT	Patrick Doyle, AEMT

Primary Service Area Call Volume:

Town	# of Calls FY16-17
Orange	75
Washington	50
Topsham	84
Berlin	2257
Barre Town	646



ENGINEERING DEPARTMENT

By Harry Hinrichsen, Town Engineer

Road Work & Utility Permits:

The Engineer's Office approves permits for activity in construction, utility and renovation type work. Once again this was an active year for the approval process involving various plans and permits. The following numbers of each type of permit were issued from July 2016 to June 2017:

Driveway permits	42	Road Opening Permits	4
Sewer Hook-ups	10	Water Hook-ups	0

Development Projects:

More small subdivisions (one and two lot developments) continue to make up the majority of lots proposed for development. Other development consists of continuing to fill out the lots previously approved. These developments generally do not include new water, sewer or road infrastructure.

Fecteau Homes is continuing the planning of their Planned Unit Development (PUD) off the end of Daniels and Rudd Farm Drives with several single units and duplex and multi-family units. This developer is finally moving forward with plans to connect Daniels Drive to Beckley Hill Road through the old Wobby Farm field off Beckley Hill once the roads are interconnected.

Windy Wood LLC continues to sell homes in 2016 and 2017. Several more homes in the first phase of that project off Windy Wood Road have sold since July 2016. The project calls for a total of up to 64 units of single family dwellings. Unlike Wildersburg Common however, most of these streets will be private side roads with the principal through street (Hickory Way) being a Town Road. The first roads to be constructed in Phase I were Hawthorne Place, Locust Common and Hickory Way. Hickory Way will eventually connect to Wildwood Drive & Lague Lane. The side roads will remain private and will be maintained by a homeowner's association. Chestnut Lane had the base course of pavement placed the fall of 2017 and homes are under construction on that side street currently. The water and sewer for the project connect to lines in Barre City off Clifton Street. The City serves the project directly for water. The Town has sewer ownership as well as ownership and responsibilities for hydrants. Both the interconnecting sewer and water lines have been turned over to the Town and City at this point.

Special Projects:

Barre Town Middle & Elementary School Driveway -

The DPW removed and prepared the main driveway into the Barre Town Middle & Elementary School parking lot. This driveway had been done back in the 90's as part of the parking lot project but was broken up and in need of replacement. The two catch basins in that area were repaired and adjusted to grade. The entire section of driveway between Websterville Road and the gate to the recreation fields was removed and regraded prior to paving with 3' of new pavement.

DPW Driveway Resurfacing -

The main driveway into the Public Works Garage at 129 Websterville Road was resurfaced between the gate and the back edge of the gravel portion of the yard. That portion of the driveway was first paved back in the mid 90's.

Mill Street - Water Line Project -

In May and June of 2017, the DPW constructed a section of 8" water line from the end of Mill Street to the edge of the river bank near the end of Old Route 302. A new hydrant that is not yet in service was also installed at the north-easterly corner of Old Route 302. This project will eventually replace the undersized line that runs between Mill St. and Hillside Ave. by way of Bianchi St. and the river crossing behind Cameron's Garage. There will be two more segments to complete the process. The next link will include the work that crosses the parcel of land near the Jiffy Mart (formerly Roland's) at the Route 302 round about north of the Jail Branch. The last segment will be the crossing of the Jail Branch of the Winooski River. It will most likely include a pedestrian bridge.

GIS Work for Sewer Manhole Inventory -

Inventory work on the Town's sewer system continued with the addition of GIS work that was started by the Town. The initial phase of this work in the summer of 2015 utilized the services of the Central Vermont Regional Planning Commission in conjunction with the DPW and Engineering Department supplying staff to conduct the field data collection. The project involved an inventory of information at each manhole of the Town's sewer system that includes over 50 miles of sewer collection line and over 1200 manholes. The goal of the project is to provide information that will allow the Town to establish a means of asset management for the manholes and pipe segments in the Town's sewer system. Most of the Town's system dates to the early 1960's when the Barre City Treatment Plant first went on line. Some lines are even older than the 60's but most were upgraded or have been replaced since 1964.

Street and Infrastructure Construction -

The Public Works and Engineering Departments conducted construction and renovations on quite a few projects during the summer and fall of 2016 and spring of 2017.

Paving work for shim and overlays was performed by F.W. Whitcomb for the summer of 2016. Their bids for Contract 1 and Contract 2 were \$61.78 and \$60.17 respectively. The total cost was supposed to come in at \$430,441. The actual cost per

ton was \$60.17 per ton because all the work was completed during the Contract 2 time-period. This unit cost was also much lower than the budgeted price of \$80 per ton and even cheaper than the summer of 2015 which was \$67.52 per ton. Overall the road paving work totaled \$404,104.73. The Town realized a savings of \$26,336.44 because of the \$1.61 per ton lower unit cost and saved over \$128,700 as a result of being so much less than the \$80 per ton that was budgeted.

Sewer manhole and catch basin frames were adjusted, and minor repairs were completed by the Town's Highway Department in each area served by municipal sewer prior to paving. The amount of structures work done during the summer of 2016 was probably one of the busiest in many years. Work involved rebuilding, resetting and re-mortaring many frames.

Graniteville Road –

During the summer of 2016, the Public Works Department reconstructed the surface of Graniteville Road in Lower Graniteville. First, the existing pavement was milled or cold-planed for the section of road between Baptist Street and Church Hill Road. Drainage improvements including lead-outs and underdrain were installed. The shoulders along both sides were widened three feet or better to allow for improved pedestrian and bike traffic. Surface gravel was added, graded and compacted prior to placing base asphalt and paving the top layer. Erosion stone was placed in the drainageway below the GMP relay station to reduce erosion on the hill. An additional catch basin was installed near the corner of Church Hill Road to pick up run-off from the intersection.

Reconstruction and Paving:

The summer road work for reconstruction, paving and resurfacing took place on various roads with the following schedules:

Bonded Wearing Course Contract - July 11 – July 29

1. Philbrook Street – entire street
2. West Cobble Hill Road – Hill Street east to north end of Ridgewood Terrace
3. Pearl Street – entire street
4. Dodge Avenue – entire street
5. Compo Street - entire street
6. Crest Street - entire street

Pavement Milling Contract - July 18 – July 29

1. Hebert Drive – entire street
2. Meadowcrest Lane – entire street
3. High Street – entire street
4. Summer Street – entire street
5. Garden Street – entire street
6. Mill Street – entire street
7. Graniteville Road – Baptist St. to Church Hill Rd.

Hot Mix Paving Contract #1 - August 1 – August 12

1. Graniteville Road – Baptist St. to Church Hill Rd.
2. Websterville Road – municipal building to Quarry Hill Intersection
3. Hebert Drive – entire street
4. High Street – entire street
5. Summer Street – entire street
6. Garden Street – entire street
7. Clyde Street – entire street
8. Norris Street – entire street
9. Teja Street entire street
10. Church Street – entire street
11. McLaughlin Road – Route 302 to end of pavement
12. Mill Street – entire street

Hot Mix Paving Contract #2 - August 29 – September 14

1. Miller Road Extension – Rt. 63 to the Williamstown Line
2. Allen Street – House #212 to the Barre City Line
3. Pierce Road – entire street
4. Meadowcrest Lane – entire street
5. King's Row – entire street
6. Morin Street – entire street
7. Plainfield Brook Road – Route 14 to Camire Hill Road

Engineering Staff:

During the 2016-2017 year, the Engineering Department operation was assisted by two students in the Engineering Technician positions. The two interns were both Barre Town residents. They were Justin LaPerle, from East Barre and Austin Burke from Green Mountain View Drive. Justin (in his third year for the Town) worked as the Engineering Technician for the Town Engineer doing road and drainage work. Justin was between his sophomore & junior year in the Civil Engineering program at Norwich. Austin (in his second year for the Town) had completed his freshman year in the UVM Engineering program. Austin assisted in the field data collection (GIS data) for sewer structures.

After finishing his sophomore year at UVM, Austin returned in the spring of 2017 to work on highway projects and tie up loose ends on the GIS sewer work.

The Technician's assistance is invaluable in pavement inspection, specifications preparation, land record research, grant paperwork, coordinating E911 records and mapping needs. The technician in this position also assists in laying out street and drainage construction projects as well as other technical and recording work in the office.

Traffic Safety Advisory Committee - Reports

The Traffic Safety Advisory Committee (TSAC) meets the third Wednesday of the month unless there are no agenda items or there is a scheduling conflict. William Kirby is serving three-year term ending in May 2018. Jeff Blow and Val Vallerand will serve until 2019. Chauncey Liese and Shaun Corbett got appointed in May 2017 with terms expiring in 2020. The TSAC Chairman is currently Chauncey Liese.

The TSAC reviews requests for such things as Traffic Advisory Signs, guard rail improvements, overhead streetlights, and roadside or intersection safety improvements. They also consider revisions to the Traffic Code for changes to existing speed limits or zones or stop sign installations. New subdivision signing requires the recommendation for new speed limits and stop sign locations.

All TSAC recommendations for Ordinance changes are forwarded to the Select Board for acceptance and adoption into the Town Code.

1. July 2016 Meeting:

No July Meeting

2. August 2016 Meeting:

- Hickory Way – Recommended street name & ordinance to include a 25 MPH speed limit and stop sign for this new road.
- Apple Blossom – Ordain speed limit for 25 MPH sign already posted.
- Cheney Rd. - Recommend posting 30 MPH sign at intersection with Rte. 63.
- Osborne Rd. - Reviewed the traffic study.
- Windy Wood Rd. - Reviewed and recommended safety improvements including cutting brush & center line rumble strips near house #90.
- Waterman St. - Discussed Route 110/302 signs @ Websterville Rd. intersection.
- Tanglewood Dr. - Reviewed a request for a “No Outlet” sign on Tanglewood.

3. September Meeting 2016:

- Osborne Road- Recommend reducing the speed limit on Osborne Road to from 40 MPH zone to 35 MPH from the 25 MPH out to the Cutler Corner Rd.
- Drury Hill Road – Review request for a “Hidden Drive Right” sign and trim cedar hedge. Request Police Dept. place the speed cart on Drury Hill near the corner coming up out of Graniteville.
- Morrison Road – Review CVRPC traffic Study & consider Morrison Rd. for a speed reduction to 35 MPH.

4. October meeting 2016:

- West Road- Recommended posting both ends for 24,000 lb. weight limit.
- West Cobble Hill Road – Consider options to improve pedestrian safety along roadway such as wider shoulders or narrower travel lane (with side-line stripe further in off the edge of pavement), & paved shoulder/line striping for pedestrians/bikes.
- Graniteville Rd. – Review Pedestrian & Bike Lane Widening Project. Tabled.
- Miller Rd. – Consider Line Striping Request for Miller Road Ext. from Isabelle Road resident to provide a center line stripe and sideline striping. No action.
- Need to mail notices to residents on Osborne & Cutler Corner Rd.; (3) Budgeting issues considered – line striping considerations.
- Dan Newhall – Status of Montessori School advance warning signs that were requested back in February near the Pine Hill Rd. & Farwell St. intersection.
- Reschedule November 30 meeting – Voted to move the November meeting away from Nov. 23 due to Thanksgiving holiday.

5. November 2016 Meeting:

- Miller Road Extension – Recommended posting 24,000 lb. weight limits to restrict dump trucks and tractor trailer trucks as this is not a truck route as well as replacing existing 35 MPH speed limit sign with a new sign. Also considered a request for line striping to provide a center line stripe and sideline striping.
- Graniteville Rd. – Discussed pedestrian & bike lane widening relating to the paving project.
- Farwell Street– Reviewed advisory signs for the new Montessori School.
- Discussed Speed Limit Public Hearings for 1-25-17 Morrison Road speed & Osborne Rd.
- Line Striping budget considerations – Review lists of roads currently maintained with line striping. Consider recommendations for upgrading Class 2 and Class 3 roads on this list. Consider developing a Policy

6. December 2016 Meeting:

No December Meeting.

7. January 2017 Meeting:

- Held Three Public Hearings – Speed Limit Change Considerations – Cutler Corner Rd. – Consider speed limit change from 35 MPH to 40 MPH. Osborne Road – Consider speed limit change from 40 MPH to 35 MPH Morrison Road - Consider speed limit change from 40 MPH to 35 or 30 MPH

- Develop a line striping policy for Class 2 & 3 roads. Consider recommendations for Class 2, Class 3 roads on Line Striping Contract list.

8. February 2017 Meeting:

- Cutler Corner Road – Recommend keeping the speed limit 35 MPH for the entire length of the road.
- Osborne Road – Recommend a speed limit change from 40 MPH to 35 MPH between #80 and Phelps Rd. Reduce from 40 to 25 MPH from #80 to Balsam Dr.
- Morrison Road – Recommend speed limit change from 40 MPH to 35 MPH for the entire length of Morrison Rd.
- Line Striping Policy- Recommendation to Select Board for a policy on line striping.
- Passed a resolution expressing TSAC’S thanks and appreciation to Chief Michael Stevens for his years of service to traffic safety and to all in the Town.

9. March 2017 Meeting:

No March meeting.

10. April 2017 Meeting:

No April meeting.

11. May 2017 Meeting:

- Review Upper Prospect Street – Consider speed limit change from 40 MPH to 35 or 25 MPH. Tabled until CVRPC information available. Reviewed Airport Road @ Miller Rd. intersection – Safety Issues &
- concerns raised relating to right turning traffic.
- The Sherriff’s Dept. speed cart has been near Rolland’ in East Barre using
- a blue & red flashing strobe light with it.
- Discussed directional signs missing on Graniteville Rd. at Church Hill Rd.
- that direct traffic to Route 302 & 110. GMP should put these signs back up
- ASAP.
- There is a drainage problem at Federico’s house near the corner Church Hill
- Road & Graniteville Road. This will be a safety problem for Church Hill
- Rd in the winter if it becomes icy.

12. June 2017 Meeting:

No June meeting.



(Whitcomb's crew paving the front driveway entrance to the BTMES parking lot.)



(Aerial view of the finished line painting in the BTMES parking lot.)



(Whitcomb's milling the old BTMES parking lot before putting down new pavement.)



(Paving was also done out behind and around the back of the school.)



(The town's public works crew repaired the brook bank in Lower Graniteville between Dodge Avenue and Lucia Street.)



(Whitcomb crew paving Graniteville Road, near Barclay Quarry Road intersection.)

FIRE DEPARTMENT

By Chris Violette, Fire Chief

The Barre Town Fire Department had another busy year during the period July 1, 2016 and June 30, 2017. We responded to a total of 198 emergency calls, up by 2 over last year and 16 over our three-year average. The chart below details how the calls break down.

In 2016-2017 we had a spike in alarm responses which became our number one call for service after so many years of motor vehicle accidents being in first place. As the chart shows though, motor vehicle accidents are a close second overall. We also had a busy year responding to structure fires but responded to fewer mutual aid requests. Included in our overall numbers, but of interest, is that we responded 21 times into the Town of Orange which we cover a portion of by contract.

INCIDENT (service calls not included)	# Responses (trend last 3 yrs.)	
Motor vehicle accidents	44	(48, 47, 54)
Alarms/investigations	46	(27, 22, 19)
Brush, grass/outside fires	6	(2, 3, 6)
Structure fires (inc. chimney, content)	12	(8, 13, 9)
Rescue	0	(0, 1, 1)
Hazardous materials, leaks, spills	2	(3, 2, 1)
Power line fires	10	(7, 7, 4)
Tree Down (one response per wind event)	3	(4, 1, 0)
Motor vehicle fires	4	(3, 6, 5)
Carbon monoxide alarms	17	(14, 13, 22)
Agency Assists	12	(12, 4, 9)
Good Intent	0	(0, 0, 0)
Other responses not classified above	23	(21, 18, 23)
Mutual aid provided	19	(29, 25, 34)
Mutual aid received*	5	(2, 5, 1)
Calls into Town of Orange*	21	(16, 11, 11)
Total Emergency Responses:	198	(196, 162, 187)
*Already incl. in total		

Alarm responses are up this year compared to previous years. When the alarm responses are broken down a bit further, the split between commercial and residential alarms is almost even. One explanation could be that alarm installations, whether monitored or not, is on the increase for both commercial and residential uses. Sometimes after installing new alarms systems, especially in complicated locations such as H.P. Hood/Booth Brothers, there are numerous false alarms because of various factors. However, more and more residential uses are installing alarm systems as well. It should be noted that none of the alarms we responded to were because of a fire. Oftentimes the cause is burnt food, steam, or even heat. A new report method (air table) that we are using may account for some of it too.

Along with numerous mutual aid structure fires, we responded to three large structure fires of our own. The first one was on November 17, 2016 when a passerby happened to notice smoke and flames coming from the front window of a house on Cedar Cliff. It appears as though that fire had been smoldering for some time before the front window broke. While there was little fire damage to the house, there was substantial heat and smoke damage throughout.

The second notable structure fire occurred on a cold and windy night in December 2016 when a large house between upper and lower Graniteville caught fire. The fire started in the basement and upon arrival the fire and smoke conditions were well advanced. The building quickly became unsafe to be in which meant it was very hard to reach the fire. We used Williamstown's new ladder truck to reach the upper floors but in the end we had have the house demolished so the flames could be fully extinguished.

Lastly, on February 28, 2017 we were dispatched to a very large house fire on Orchard Terrace in Graniteville. After arriving shortly after 4:00 a.m. we found the house to be completely involved. The fire had likely been consuming the house for quite some time before it was noticed. There were no injuries in any of these fires.

Aside from fire calls there are many things that keep us busy during a given year. Between our training requirements, fundraisers, community events, we are kept very busy and our members donate a lot of their own personal time. This FY was another one of those years.

During the year we have serval trainings that we work on such as pump operations, drafting, air pack, search and rescue, jaws of life and vehicle stabilization, off road rescue with our all-terrain utility vehicle, chimney fire, chainsaw use, wildland fire suppression, and our annual hazmat awareness, CPR/AED recertification's. We also on occasion try to do building familiarization such as walk-throughs of our businesses and schools.

This year we did a few special trainings as well including a Vermont Fire Academy sponsored solar awareness class (February 2017). As solar electric generation becomes more and more popular, it offers a bit of a challenge for fire services. This is especially true when the solar arrays are mounted on the roof of a building. How do you de-energize a solar panel on a roof? How do you vent a roof covered with solar panels? What happens if the panels are on fire? How do you make sure a house is de-energized? These are real safety challenges that we are faced with and something we need to be aware of and receive training on.

We also were invited to participate in a controlled house burn in Essex Town. Assistant Chief Chris Day has a working relationship with the Chief of the Essex Fire Department and we were invited to participate in a day long training in April. Several of our firefighters took advantage of this opportunity. We'd like to thank Chief Cole for the invitation, the great training, and hospitality. We also greatly appreciate the regular invites from the Williamstown Fire Department for controlled house burn trainings too. These opportunities are vital to providing as close to real life scenarios as you can possibly get.

This fiscal year we took delivery (July 2016) of a 2017 Ford F-250 pickup truck that is housed at the South Barre Fire Station. This truck, along with the wildland skid purchased (December 2016) from KimTek of Orleans, VT, was entirely paid for by proceeds of our 52 gun raffle fundraiser. Together, the truck and skid offers versatility for fighting wildland fires and utility functions. Oftentimes the pickup truck can be used where previously a fire truck would be used.

One of the reasons a pickup truck was needed is because the 1997 Humvee that we'd been using as our wildland truck became obsolete. The Hummer was sold on Govdeals.com for \$25,500 in February (2017) to a dealer in Maryland. The sale of hummer was the beginning of several pieces of Town equipment being sold via Govdeals.com. Govdeals.com is a private auction that provides online auctions for surplus government equipment and has proven to be very beneficial making the selling of our equipment as it is replaced much easier.

Both the new pickup in South Barre and the existing pickup in East Barre were re-designated as utility vehicles instead of trucks. This is important because in the fire service you have engines, tankers, rescues, trucks, and utilities etc. Trucks in the fire service are not considered pickup trucks they are generally aerial devices such as a tower or ladder truck. With both Williamstown and Barre City putting into service new aerial devices that were going to be correctly designated as trucks, we decided to designate our pickups as utilities instead of trucks.

Fundraisers of course include our 52 gun raffle. Year after year we have had great support and to date have raised around \$120,000. We sell 1,000 tickets at a cost of \$50 each and give away a gun every week using the Vermont Lottery Pick 3 Monday evening draw. So far we've purchased an all-terrain utility vehicle, an en-

closed trailer, a medical skid for the back of the UTV and the Ford F250 and wildland skip previously mentioned. We also continue to raise money during the summer by filling swimming pools.

Other important annual fundraisers are to a large degree public service events. The annual rabies clinic in South Barre was held on March 11, 2017 and the annual Father's Day Chicken BBQ was held on June 18, 2017. While they don't typically raise a lot of money, they are great community events. This year's chicken BBQ was the 60th anniversary of an event that was started by the old East Barre Hose Company prior to the Barre Town Fire Departments existence.

Agwe participated in the annual Barre Heritage Days by having a fire truck on Main Street the entire day, kids and adults alike love to see us and check out the equipment and trucks. It seems like we pick up at least one new applicant every year out of this event. Other popular events that we participated in include the end of year BBQ at the Barre Town Middle and Elementary school in May, Barre Town School fire safety, and Rock Fire on June 24, 2017, just to name a few.

Budgeted building improvements this year included the conversion to all new LED lighting at the South Barre fire station (March 2017), replacement of the entrance tile in East Barre (which involved asbestos removal), as well as spot bay floor repair also at the East Barre fire station. Finally, all the overhead doors at both stations were check and weatherized where necessary.

Budgeted equipment purchase included portable scene lighting, portable traffic warning signs, and 1" forestry hose.

We certainly felt the love this year as we were provided with three separate appreciation dinners. First, the Barre Town Fire Department Auxiliary served us a lasagna and macaroni and cheese dinner in October 2016. That dinner was followed by a dinner in January 2017 for all of Barre Town's Emergency Services hosted by the VFW. Finally, and also in January, we were able to treat our significant others to dinner at the annual appreciation dinner put on by the Town and held at the Canadian Club. We greatly appreciate these signs of thanks offered us.

One significant personnel note to mention this year, firefighter Leo dePrato completed all the training necessary to attain national certification at the Firefighter II level. The firefighter I and II trainings require a lot of time and dedication by the individual. In Leo's case his training was in Tunbridge over the course of 9 months. Congratulation to Leo!!

I would like to express mine and the Town of Barre's gratitude to not only the officers and firefighters, but their families as well. Their support is important and greatly appreciated. Without the wives, girlfriends, and children's support, our members could not do what they do given the time commitment and risk.



(New pickup truck, utility 2, purchased with 52 gun raffle proceeds.)



(Barre Town and Williamstown firefighters work side by side at a house fire.)

PLANNING AND ZONING DEPARTMENT

By Chris Violette, Zoning Administrator & Planning Director

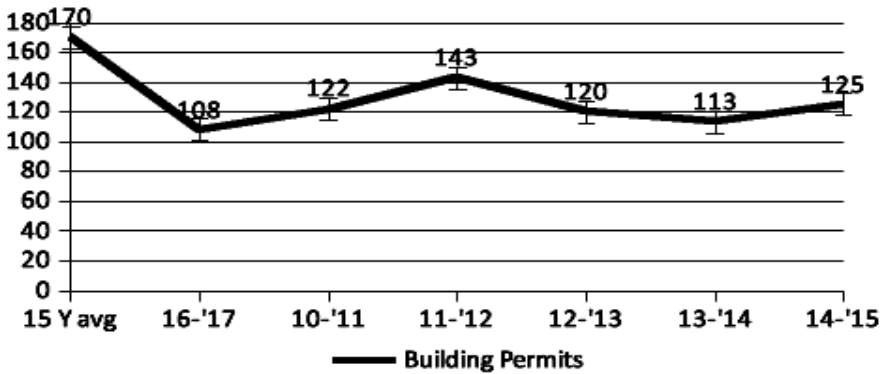
The following is my annual report regarding business conducted by this department for fiscal year 2016-2017. Operations within the Planning and Zoning Department, as well as the Development Review Board, Planning Commission, Community Development, and House Rehabilitation are contained herein.

After going the first 7 month of the FY without a fulltime assistant, Emily Marineau joined the Barre Town team in February becoming only my third assistant in 19 years. Emily comes to Barre Town after working in various capacities with the Central Vermont Medical Center. Emily's friendly face and demeanor has been a great addition to the department. Diane Galway, former longtime Executive Assistant, filled in for much of the 7 months which was a big help.

Development in Barre Town continues to be slow, only 108 building permits were issued this FY, down from 115 last year and 124 from 15 years ago.

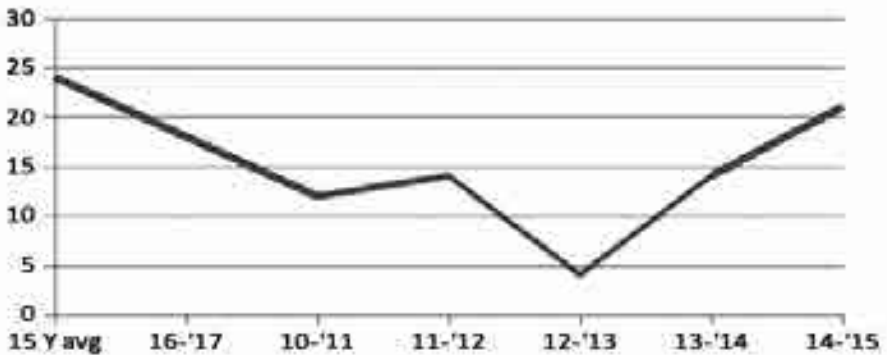
	'16-'17	'15-'16	'14-'15	'13-'14	'12-'13	'11-'12
<u>Zoning Permits</u>						
Building Permits	108	115	125	113	120	143
Change of Use Permits	1	5	2	9	8	6
Sign Permits	0	1	4	2	5	2
Home Occupation Permits	0	1	1	0	4	1
<u>Building Permits</u>						
Dwellings (includes all homes)	18	11	21	14	4	14
Additions	15	13	3	11	19	11
Commercial Use	2	0	3	4	2	1
Decks	14	20	18	21	26	19
Building Permits						
Garages	11	9	17	12	8	10
Above-Ground Swimming Pools	4	2	3	3	3	4
In-Ground Swimming Pools	1	1		1	0	1
Storage Sheds	14	24	20	15	24	27
Stables/Barns	3	5	4	1	1	5
Correct the Record Permits	2	1	1	0	0	0
Misc.	24	29	34	31	33	51

Building Permits



The slow development trend continues while new housing starts increased this year by 7 over last year, most of those were because of two developments. Of the 18 new houses built this FY, 7 of them were constructed as part of the Windywood Planned Unit Development and 3 were constructed by the Fecteau's at the end of Daniels and Rudd Farm Drive. Of the remaining 8 houses, 3 were constructed to replace lost structures due to fire, and a third replaced an existing mobile home. The 8 new residential structures added approximately \$2,572,000 to the grand list.

New Homes



There were several changes of use permits issued as well, mostly within the Wilson Industrial Park. The two most notable would likely be the former Maine Drilling and Blasting building being converted to a distillery and the addition of Tenco New England who took over part of the building that houses Northern Power (former Bombardier building). One other commercial development of note is the improvements done at the intersection of Bridge Street and South Barre Road in South Barre. Originally permitted for a 6,000sf commercial building, the owner changed course and per-

mitted four new commercial storage buildings. Most of summer 2017 was spend getting the lot ready with extensive improvement that included stormwater management. By the end of the FY the site was mostly ready, but the buildings had not been erected.

Development Review Board:

The Development Review Board (DRB) is a quasi-judicial board that hears subdivision request, site plan review, conditional use, variances, and appeals of the Zoning Administrator. The DRB met a total of 12 times this fiscal year hearing a total of 31 separate requests.

The DRB approved 2 site plans, 5 conditional use, 6 subdivisions, 6 variances, 3 boundary line adjustments, and 1 sign size waiver. This year they also denied 2 variances.

Most notable actions taken by the DRB included site plan reviews that were for Jay Carr the owner of One Bridge Street Storage. After receiving site plan approval last year to construct a 6,000sf commercial building, numerous factors led him to change his plan and instead of constructing the commercial building, he came back to the DRB for review of four commercial storage buildings. At the same time, he purchased two acres of land to the North of his Bridge Street property from the City of Barre and requested site plan review to fill much of the two acres. He received approval for both projects and while some fill has been brought in, there is still the need for a lot more to make the lot commercially developable.

Fecteau Residential requested and ultimately received a conditional use permit to create up to 31 duplex type buildings that would allow 62 living units. Originally hoping to do four-unit buildings, zoning only allowed two unit dwellings. The 62 units will be (if approved) part of a Planned Unit Development (PUD) which is also being reviewed by the DRB that by the end of the FY hadn't been approved.

Speaking of the Fecteau Residential Planned Unit Development (PUD), Fecteau Residential, in April, applied for subdivision review with a PUD to create 47 new residential lots on land off Beckley Hill Road. Many of the lots being proposed would be for single-family dwellings but as mentioned above, a conditional use permit was issued that allows 31 of the lots to be developed with two-unit dwellings. One lot, as proposed, will have 14 duplex type residential buildings. Because it's a PUD, a homeowner's association will be created to own the land. The subdivision and PUD had not received final approval before the end of the FY.

The most notable subdivision reviewed and approved involved land owned by the Barre Town School District. The school owns 86 acres of land that contains the school building itself and all the athletic fields as well as wooded land. The Town of Barre municipality and the Barre Town Recreation Department by agreement with the school have managed and maintained all the athletic part of the land. Because of potential school district consolidation, the School and the Town agreed to subdivide the land and the Town would take over ownership of 66 acres of the land including the athletic complex. Other than ownership, nothing really changes with the use of the land. The school will maintain the right to use the complex.

The DRB is made up of seven Barre Town citizen members along with two alternates. Jon Valsangiacomo, Mark Nicholson, and Mark Reaves were all reappointed to three-year terms. Jim Fecteau was reappointed to a one-year alternate position. John Hameline, a longtime alternate on the DRB did not seek reappointment due to retirement and relocation. Even though an alternate, John sat on the DRB a lot and was always a valuable member, we thank him for his commitment to serve the Town of Barre.

<u>Member</u>	<u>Years of Service</u>
Charles Thygesen, SR. (2019)	9
Cedric Sanborn (2019)	9
Mark Nicholson (2020)	9
Mark Reaves (2020)	9*
Jon Valsangiacomo (2020)	9
Shaun Driscoll (2018)	9
Greg Richards (2018)	5
Jim Fecteau (2018) Alternate	9
John Hameline, Alternate	6

*plus one year on former Zoning Board of Adjustment

Planning Commission:

The Planning Commission (PC) has three main jobs, beginning the process of making amendments to the Town Plan, Zoning Bylaw, and the Subdivision Ordinance. The PC also hears request for allowed use determinations and multiple driveway request. The PC met a total of 12 times this fiscal year, 10 regular meetings and 2 special meetings.

While much of last year’s report on the Planning Commission was about solar development in Barre Town and how renewable energy projects are reviewed and approved, this years will be similar but different. The Planning Commission spent much of the first half of the FY working on amending the Town Plan to hopefully strengthen parts of it when being looked at during Public Utility Commission (formerly the Public Service Board) hearings on renewable energy projects. To that end, the PC held a public hearing on October 19, 2016 for proposed amendments to chapter 3 (transportation), chapter 5 (preservation), and chapter 8 (energy). The proposed amendments were ultimately adopted by the Selectboard on February 7, 2017 and finally approved for consistency by the Central Vermont Regional Planning Commission on May 9, 2017.

After the Town Plan amendment was complete, the Planning Commission began review of the new standards adopted by the Department of Public Service (DPS). These standards were created because of ACT 174 passed by the Legislature. The result is that if a Town wants to be given substantial deference (to give significant and meaningful weight) as opposed to due consideration during Public Utility Commission proceedings on renewable energy projects, their Town Plan or Energy Plan must meet the standards established by the DPS.

Meeting the standards is a bit daunting and because of that the Central Vermont Regional Planning Commission selected three Town's that they would draft an Energy Plan for that should meet the standards. Barre Town was selected as one of those Town's and early in the 2017-2018 FY a draft plan was presented to the Planning Commission. The Commission will spend time reviewing the draft and likely making some changes before adoption.

The Planning Commission also began work drafting several Zoning Bylaw amendments that they ultimately held a public hearing on in July 2017. These amendments included outdoor storage limitations changes, accessory dwellings expansion, limits only one residential structure to a lot, reorganized the conditional use criteria, made slight changes to site plan review, altered a few planned unit development requirements, and finally expanded the waiver provision. More on these changes in next year's report.

Finally, the Planning Commission reviewed several allowed use determinations and considered a zoning designation change that a resident had requested. After review of the request by the resident, the Commission decided not to move it forward.

The Planning Commission is a seven-member board. In May, Debra Pierce and Charles Thygesen, were reappointed to four-year terms.

<u>Member</u>	<u>Years of Service</u>
Charles Thygesen, Sr. (2021)	33
Cedric Sanborn (2020)	32
Claire Duke (2019)	9
Chris Violette (2020)	9
John Hameline (2018)	
George Clain (2020)	3
Debra Pierce (2021)	2

Housing Rehabilitation:

Down Street Housing & Community Development (formerly Central Vermont Community Land Trust) administers the Barre Town Housing Rehabilitation Loan Fund. Money is available to Town residents who are income eligible for repairs to their homes related to safety or weatherization. Down Street currently has 7 outstanding loans totaling \$44,360. There is approximately \$70,000 available to be loaned.

Current members of the Housing Committee which remains intact although inactive include:

- Charles Woodhams (2019)
- Jenny Hyslop (2019)
- David Oles (2018)
- Patricia Dessureau (2018)
- Ken Yearman (2020)

Dan Kelty serves as Barre Town's representative CVCLT loan committee.

Housing loans still outstanding from the original Housing Rehabilitation program outside of CVCLT's control total 7 in the amount of approximately \$59,000. Most of those loans are in a deferred status which means they won't be paid until the property transfers.

Community Development:

No Community Development Block grants were applied the FY.

POLICE DEPARTMENT

By Chief William Dodge

As I sit down to write my first annual report, I would like to say it is an honor to serve as your Chief of Police. It has been a goal of mine for many years, and I will work hard to make this the safest community it can be. I have always had an open door policy, and I encourage every resident to feel free to visit the police department or pick up the phone with any concerns, and to let us know how we are doing.

2016-2017 has been a busy year for the police department. Below you will find information regarding our activities for this time period.

Personnel:

The police department saw many changes in the way of personnel during the 2016-2017 fiscal year. Long time police chief Michael Stevens retired after 30 plus years serving the citizens of Barre Town. We wish him well, and want him to know he is welcome to drop by anytime. Full time officers Diane Mathews and Karie Tucker left for other departments; Montpelier and Berlin respectively. Part time Officer Jason Fleury left to focus on his full time employment with Barre City Police Department, and long time part time officer Jack Mitchell retired after serving for 45 years.

New full time officers Kyle Laughlin and Paula Russell began training at the Vermont Police Academy on 31 July to obtain their certification as full time officers. This requires them to live at the police academy Monday through Friday for the duration of the training, which lasts 16 weeks. We will welcome them back in late November.

With my promotion to police chief, a full time vacancy was created. We hope to begin the process of filling that vacancy in early 2018. In addition plans are underway for filling the shift supervisor position created by my promotion. With qualified candidates in house we're sure to find a suitable candidate.

We continue to provide 24 hour policing, and want to remind residents they can report incidents at any time.

K9 Unit:

Many have asked what will happen to our K9 unit now that I have been promoted. The Town manager and selectboard were supportive of allowing Huey and I to work together for years to come.

Huey has also been busy throughout the year. In December he successfully completed his fourth annual certification for narcotics detection and continues to find illegal drugs every chance he gets. He also continues to be certified in tracking/trailing, and as a team we make ourselves available to agencies that may not have their own police dog. Huey likes to show off his skills whenever possible, and participates in many public demonstrations. If your organization would like Huey to visit, feel free to give me a call.

Training:

We have begun including in house training with our bimonthly staff meetings. Many officers within the department have skills and expertise that they can pass on. In addition, officers that may attend specialized training can come back to us and provide an abbreviated version for the rest of the officers. We have also found many residents of Barre Town have specific skill sets that can be of use to us.

An agreement with the town a few years back increased funding for training. I believe that a well trained force allows us to provide better police services, and keeps everyone safer.

Governors Highway Safety Program:

We continue to partner with the staff at the Governors Highway Safety Program to ensure safe roads for everyone, and encourage safe driving habits. Each year we apply for grant funding to enhance our patrol activities. For fiscal year 16-17 we received \$10,000 for DUI patrol and \$18,000 for Occupant Protection/Aggressive Driving patrol. This allows officers to be scheduled outside of normal working hours to concentrate solely on motor vehicle offenses.

In addition we participate in several high visibility enforcement campaigns throughout the year. For successfully completing these campaigns, we are awarded additional funding earmarked for equipment purchases. Equipment must be chosen from a pre approved list. This year we purchased a pole mounted speed radar sign, and were able to outfit each cruiser with a digital camera kit. Other small items such as flares, flashlights and traffic cones were also purchased.

New Drug Collection Box:

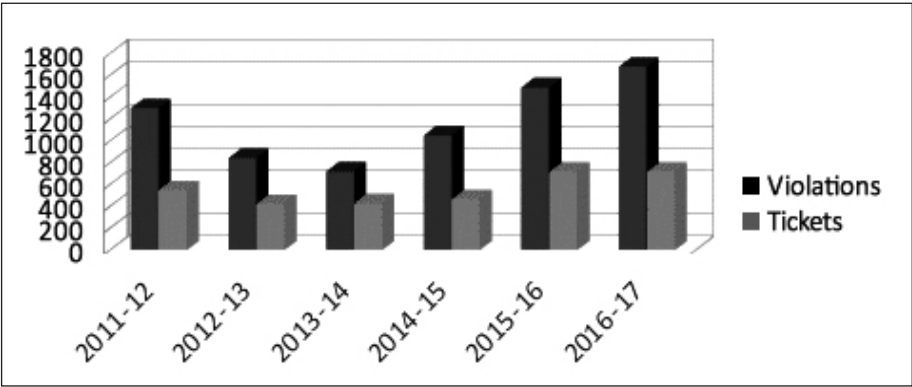
In July of this year I applied for, and was awarded a grant through CVS pharmacies for a medication collection box. This collection box, placed in the lobby of our police department provides a safe, no cost place for people to dispose of unwanted or unused medications. Acceptable items that can be dropped off are prescriptions, prescription patches, prescription ointments, over the counter medications, vitamins and pet medications. Our office hours are Monday through Friday from 8:00 am until 4:00 pm. If you wish to drop off medications at other times, please contact the on duty officer through our dispatch center.



Traffic Enforcement:

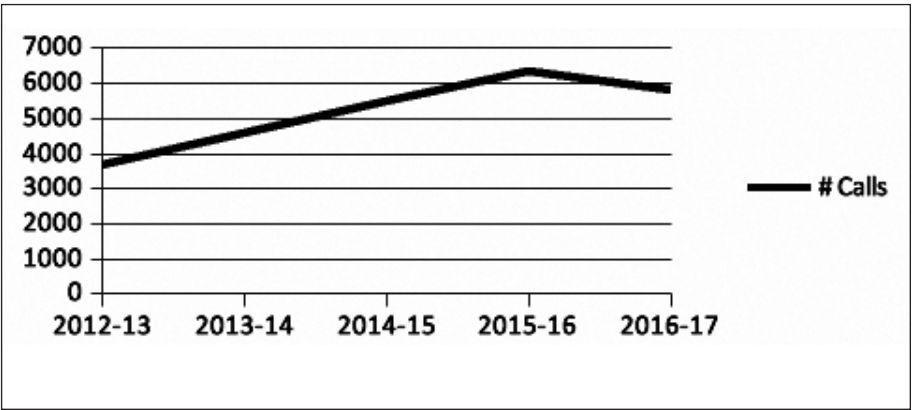
Motor vehicle offenses, mainly speeding, continue to account for a large number of our complaints. To combat this, we have developed an enforcement strategy where officers are assigned certain roads that they are required to perform traffic enforcement on each week. This has shown a significant decrease in motor vehicle related complaints. If you haven't seen us on your street, please contact me to have your neighborhood added to the list. Also feel free to call if you would like the radar sign, or radar trailer placed on your street.

We issued 624 tickets and 1677 warnings. The following chart shows a 6 year comparison.



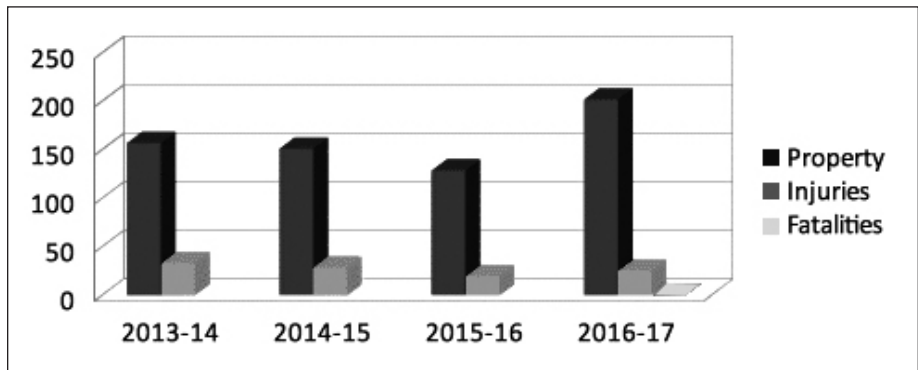
Calls For Services:

The police department received 5,789 calls for service this year. This is a decrease in calls by 8.88 %. I have included a graph to illustrate the last 5 years comparison.



Traffic Accidents:

During this past year we responded to 202 traffic accidents. This is a 31.17 % increase from last year. I have included a graph to show the comparison of the total accidents over the last 4 years.



Incidents:

Below is a list of incidents the Barre Town Police Department responded to throughout the year.

911 Hang up – 26	Medical – 25
Abandoned Vehicle – 4	Missing Person – 5
Accident – Fatality – 1	Mental Health Incident - 7
Accident - Injury to Person(s) – 25	Motor Vehicle Complaint - 185
Accident – LSA – 15	Noise Disturbance - 35
Accident – Property Damage – 161	Odor Investigation - 3
Alarm - 221	Overdose – 3
Alcohol Offense – 1	Parking Problem - 77
Animal Problem – 186	Phone Problem – 6
Assault – 14	Probation Violation - 2
Assist – Agency – 377	Property Damage -11
Assist – K9 – 14	Property Watch – 365
Assist – Motorist - 16	Public speaking - 2
Assist – Other – 11	Radar sign – 2
Assist – Public – 112	Radar Trailer - 110
Assist- Motorist – 13	Recovered Stolen Property - 1
ATV Incident - 3	Robbery - 0
Background Investigation – 4	Safety Hazard - 3
Bad Check – 2	Search Warrant – 2
Burglary – 26	Sexual Assault – 1
Bomb Threat/Attempt - 1	Sex Offense - 1
Citizen Dispute – 91	Sex Offender Registry Check - 7

CO Alarm - 1	SOT - 1
Custodial Dispute – 18	Suicide Attempt - 8
Dead Body – 18	Suspicious Event - 356
Deliver Message – 3	Theft - 91
Directed Patrol – 206	Theft – Automobile - 6
DLS – 11	Threats/ Harassment - 30
Domestic Disturbance – 68	Traffic Detail – 3
Drugs - 14	Traffic Hazard – 58
DUI - 12	Traffic Offense - 5
Electric Problem- 1	Traffic Stop - 2224
False Info to Police – 1	Training - 7
Fingerprints – 4	Transport - 4
Vandalism - 27	Trespassing - 30
Fire - 12	TRO/FRO Service – 10
Fire Hazard – 1	TRO/FRO Violation – 5
Fireworks – 16	Unlawful Mischief - 3
Foot Patrol – 15	Unsecure Premise - 7
Found Property – 11	VIN verification – 94
Fraud - 23	Violation of Conditions of Release - 16
Hazardous Materials - 2	Wanted Person – 18
Intoxication - 10	Welfare Check - 67
Juvenile Problem - 30	Winter Ban - 5
K9 - Public Demonstration – 9	
K9 Incident – Narcotics – 8	
K9 Incident – Patrol – 5	
K9 Training – 23	
Lewd & Lascivious Conduct - 1	
Littering - 18	
Lockout - 4	
Lost Property – 13	

PUBLIC WORKS DEPARTMENT

By Richard Tetreault, Superintendent of Public Works

Personnel:

Employee Todd Newton voluntarily resigned on June 16, 2017 after working for the town for six months.

Summer Maintenance:

Winter seemed very long after last year's slower season. Our men and trucks were out continuously plowing and spreading sand and salt.

Besides the usual road care work, Public Works also helps the Cemetery Department and Recreation Department with various projects when time allows.

For the Cemetery Department we helped reconstruct Maplewood cemetery road.

Besides laying conduit wire for the recreation department for lighting on the upper ballfield and for the Millstone water tank area, we also did two drainage jobs. One on Crescent Land and one on Ridgewood Terrace. When the Town took over a lot on Buick Street the DPW crew had to demo two buildings and clean up the lot.

Due to the paving schedule we had many manholes to raise and prep. When not working with the cemetery or recreation departments we did our yearly sewer line cleaning, repaired plow damage, and cut brush, as well as many other odd jobs.

Summer Gravel Road Construction:

In 2016-2017 we resurfaced Jensen Road, Holden Road, and Cedar Cliff with crushed gravel.

Winter Maintenance:

In 2016-2017, we sanded 236 hours of regular time and 176 hours of overtime. Salting the roads took 376 hours of regular time and 258 hours of overtime. While plowing this past winter, we used up 1,039 hours of regular time and then 836 hours of overtime.

In the process we used 2,034 yards of salt and 4,138 yards of sand. As you can see, it was a busy winter! A big thank goes out to our DPW crew on a job well done!

Gravel Pits:

In 2016-2017, we used 1,120 yards of screened sand; 420 yards of 2" gravel; 6,105 yards of crushed gravel; 25 yards of top soil and 87 yards of crushed black top.

Equipment:

Vehicles/items purchased this year were as follows:

1. 2017 Western Star, 10 Wheeler with plow equipment; replacing a 2010 Freightliner-10 Wheeler
2. Ford Interceptor, Police SUV
3. John Deere Mower for Recreation Department
4. New ambulance to replace ambulance A-3
5. Pavement grinder for Bobcat to use on the roads and new tools for the shop

Small equipment purchases for garage are as follows:

1. New pump for gear oil
2. New pump for def fluid
3. 1" Impact Gun for removing and installing wheels on big trucks
4. Hot water heater in truck garage; replaced old one

Water:

No new connections were made in this reporting year. Along with daily testing of the distribution system there are monthly coliform samples and quarterly testing for Disinfection Byproducts.

Phase 2 of the water line upgrade from Mill Street to Hillside Avenue was done in the spring. It was a 130' section of pipe from Mill Street to the southern edge of the Jail Branch River. Also, the first phase of upgrading the power feed to the Millstone tank chlorination building was completed. It was served by a #8-gauge wire and was undersized for the distance it ran.

Maintenance of the distribution system was done daily to head off any potential issues in the water system.

For water complaints call weekdays, 7:00 am – 3:30 pm, 476-3522. All other times call 479-3147.

Signs:

A total of 71 signs were worked on this past year. While 20 new signs were installed, 51 were replaced, straightened or relocated. Some of the replacement signs were due to vandalism consisting of tagging, damaging, or removal/theft. If you have information about either theft or damaged signs call the Barre Town Police Department at 479-0509. For previously existing signs that are missing or paint damaged call 476-3522.

Sewer:

There were a total of 16 sewer complaints, none of which were main line plugs.

The current maintenance program that is in place is working quite well. This proactive approach has put the number of main line sewer plugs to zero, which is impressive.

We are still performing BOD testing to insure proper sewer treatment charges.

If you have a sewer back-up complaint call weekdays, 7:00 am – 3:30 pm, 476-3522. All other times call 479-3147.

RECREATION DEPARTMENT

By Carl Rogers, Town Manager

The seven citizens on the Recreation Board are appointed by the Selectboard. The Recreation Board has responsibility for oversight of the recreation facilities (properties). Specific tasks include planning improvements and capital maintenance projects, coordinating use by outside groups, producing events, and offering programs. During the report year the Board met every month and twice in January. The Recreation Division is a seasonal maintenance crew led by a supervisor who reports to the town manager.

For fiscal year 2016-2017 the Recreation Division (011.462) and the Board had a budget of \$154,460 for maintenance, capital improvements and programs. Actual expenses for the year were \$153,713. Revenues associated with recreation facilities, programs and projects were budgeted at \$10,950. Actual revenues for the year were \$15,474. The town forest logging revenue was \$2,200 more than expected. Picnic shelter reservation fees were \$1,000 greater than budgeted.

Staffing:

Dwight Coffrin worked as the recreation maintenance supervisor for the third year. His time and pay were split evenly between recreation and cemetery. Town seasonal (late April – mid-November) laborers work almost exclusively at the Barre Town Recreation Area. A summer helper (14 weeks) works for both recreation (about 75%) and cemetery. The cemetery crew (2 laborers) visits the playgrounds, picnic areas and forest parking lots weekly to pick up trash and recyclables and to inspect playground equipment. They also work on small projects such as replenishing the wood chips under the playground equipment.

Except for the summer helper, there were no staff changes during the year.

The public works department provides assistance as needed such as with the Spring, 2017 softball field lights conduit work. During the winter public works services the bike path mutt mitt stations, and repairs and paints picnic tables. Public works extended the East Barre bike path in the spring of 2017, spending \$2,524 for crushed granite, as budgeted.

Facilities:

The Recreation Board oversees the Division and its helpers maintain fourteen (14) facilities or properties:

Main Recreation and Athletic Complex	South Barre Bike Path
East Barre Park	Millstone Hill West Bike Path
East Barre Bike Path	EMS Station basketball court
Upper Websterville Playground	Quarry Hill picnic area
Upper Graniteville Playground	Lower Graniteville picnic area
Lower Graniteville Playground	Town forest and 2 parking areas
Trow Hill Playground	South Barre Park

Expenses for the rented day care building at 22 Wilson Street (South Barre Park) are charged to the Recreation budget.

The playgrounds and two smaller parks typically have a basketball court, a picnic shelter and playground equipment.

The main recreation and athletic complex offers many fields and facilities:

5 athletic fields	4 tennis courts
basketball court	sand volleyball court
skateboard park	picnic shelter with large grill
running track	Millstone Hill West bike path
nature trails	picnic tables

Users:

Schools, leagues, groups, clubs, and individuals use the facilities listed above. The Recreation Board is responsible for approving and coordinating uses of the facilities, especially the main recreation and athletic complex, the East Barre and South Barre parks and the town forest. The executive secretary in the Town Manager's Office coordinates picnic shelter reservations. Small fees are charged to adult softball, baseball and soccer leagues and to for-profit camps (like soccer instruction camps). Approved uses are posted to a calendar accessible on the town website: www.barre-town.org/recreation_calendars/index.php.

Users during 2016-2017 included:

- Barre Town School – middle school softball, baseball, field hockey, soccer and cross country; also physical education classes and field days.
- Spaulding High School – girls and boys tennis (for practice), girls and boys soccer, field hockey, and cross country (in the town forest).
- Barre Community Baseball – baseball and softball at South Barre Park and main park, Babe Ruth baseball in the main park.
- Barre Lions Club – Community disc golf challenge in town forest, June 13, 60-70 players.
- Central Vermont Runners – 5k run on Millstone Hill West bike path and donated \$222 to town recreation, May 20.
- Washington County Mental Health (Ch.o.i.c.e Academy) - 5k run on same bike path, April 29.
- Vermont Voltage Soccer Club – soccer instruction camp.
- Barre Heritage Festival – 5k trail run in town forest, July 30,
- Barre Men's Softball – main park.
- Over 30 Men's Softball – main park.
- Barre Amateur Soccer Assoc. – main park.
- Barre Youth Sports Assoc. – East Barre and main park.
- Mad River Senior Baseball – few games in main park.

- Chelsea Senior Baseball- games in main park.
- Freezing Fun for Families Winter Softball Tournament – main park, February 24 – 26.
- Rockfire – town forest on June 24.
- Green Mountain Disc Golf Assoc. – Quarries Throw Down tournament in town forest, up to 90 players, May 13.
- Aldrich Library – children’s story time with activities in the town forest

Projects:

Details of the Trow Hill Playground makeover were completed, even though the Playground equipment had been installed and in use during ’15-’16.

The Recreation Board held several meetings with individuals interested in building a dog park in Barre Town. During the report year this project was in the exploratory phase.

The Travis Mercy Memorial Skatepark improvement however was in the planning stage. Some board members, town staff, and Linda Mercy met at the skatepark with David Wood (the skatepark designer) and Michael Parker of Parker Construction. Discussions continued through the winter. In June, 2017 the board received a preliminary cost estimate from Parker Construction. The board did not take final action during 2016-2017.

The ’16-’17 Recreation budget paid to pave the school parking lot driveway and a lane to the park road. F.W. Whitcomb did the paving at a cost of \$15,062.

Programs:

- The Recreation Board supports or organizes many programs. Several established programs were offered again, including:
- Egg hunt – co-sponsored with Barre City recreation; cost: \$669.
- Swim lesson reimbursements – at \$25 per child the Town reimbursed \$600 during the fiscal year.
- Skateboard lessons – organized by Linda Mercy; expenses paid with donated funds.
- Town forest guided walks – on some Sunday mornings and Tuesday mornings; organized by Friends of the Forest.
- Pickleball – in its third year, indoor play was held from January 15 to March 5 on Sunday afternoons. An average of 10-15 players participated on Sundays.
- Youth track team – also co-sponsored with Barre City recreation; cost: \$245; held from late June to late July.
- Tennis lessons – Kelly Cleveland instructed; classes held in late June. Instructor was paid \$700; participants pay registration fee went to the Town.

Several new programs were tried during this report year. A bee-keeping class was offered in March. Guided snowshoeing in the town forest were planned for two days and one night. The weather was un-cooperative and the walks had to be canceled. Likewise one (January 14) of the planned sledding parties had to be canceled. The second planned party was on February 12 on a cold and snowy day. About 100 people came to the municipal building parking lot to use the hill behind the building. The snowmobile club used its groomer to pack trails. The Recreation Board offered warming fires, hot chocolate and marshmallows for roasting.

The biggest program of the year were the ice cream socials. Every Tuesday evening from July 12 to August 16 the Recreation Board was at a different neighborhood playground offering free ice cream. Attendance varied from over 100 to 30+, depending on weather. Ben & Jerry's, Hannaford and Hood Dairy donated product to make this an inexpensive program.

Events:

Following the success of the June 2016 Spring into Summer Festival on October 22 the Board offered a Fall Festival near the picnic shelter in the Recreation Area. Despite cold wet weather 80 people visited and got involved in the activities. A maze made of hay bales was laid out for young children. The Aldrich Library children's librarian led a story time. Face-painting and crafts were offered.

The Spring into Summer Festival was held again on June 3. One hundred ninety-six people attended. The town provided touch-a- truck again. The B-Rex Challenge, a series of age appropriate skills challenges was held again. Informational vendors were on site. A scout troop operated a food concession.

Other:

- Millstone Trail Association's plan for a new trail in the town forest was approved.
- An old metal playground slide was sold for \$20.
- \$275 was contributed to Millstone Trails for grooming the Millstone Hill West bike path and in the Recreation Area.
- The process of transferring the Barre Town School's excess wooded land and the Recreation Area to the town was begun. The school board took official action in November, 2016.
- The Board started a program to offer a large vinyl banner on the softball field fence in recognition of a \$700 donation the first year and \$500 the next two years.
- Elaine Wang painted hopscotch figures on hard surface at the Trow Hill and South Barre Playgrounds.
- Dozens of recycling barrels were set out in all parks, playgrounds, picnic areas and forest parking lots.

Board meetings are held the first Monday of the month at 6:00 p.m. in the municipal building. The public is welcome to attend. Recreation information is available via the town website (www.barretown.org). Board meeting agendas and minutes are available by clicking on Boards & Commissions and then choosing Recreation Board. Recreation Division and facility information is available by clicking on Departments then Recreation.

The efforts by volunteers, town departments and the facility users is greatly appreciated. Donations from local businesses and cooperation from the town school also are very much appreciated.

Recreation Board Members – June 30, 2017

Doug Farnham, Chairman

David Rouleau, Vice-Chair

Terry Smith

Mike Gilbar

Craig Locarno

Brian Wilcock

Adi Dobrilovic

SOLID WASTE SERVICES

By Carl Rogers, Town Manager

The General Fund Solid Waste Department is the 17th largest of 25 General Fund department or account groups. There are no Solid Waste Department employees. Expenses for providing solid waste services such as bulk trash collection and the lawn waste site are accounted for in the Solid Waste budget (011.441). The town's C.V. Solid Waste Management District dues are paid from this department.

For FY 2016-2017, the Solid Waste Department budget was \$48,235, a decrease of \$55 from the year before. Actual expenses for the year were over budget by \$3,952, totaling \$52,187. The account from which the bulk trash roll-off containers and disposal costs are paid was \$2,700 over budget. The account for town equipment charges (paid to the town's Equipment Fund) was \$3,754 over budget. Several accounts, including wages, were under budget. Revenues received during the year tallied \$4,798 or \$1,223 higher than budgeted.

Volunteers are essential to the delivery of the town's solid waste services. Typically 50+ groups or individuals representing over 110 people sign up for Green Up Day. Eight to 15 volunteers do the heavy lifting, literally, at bulk trash collection. Many of them volunteer at every collection. Volunteers watch over the lawn waste site on weekdays so the public can use it. When you see one of the town's essential volunteers tell them thank you.

Bulk Trash Collection:

The Fall collection was held on September 17, 2016 at the usual location, DPW Yard at 129 Websterville Road. The Aldrich Library Teen Committee provided some volunteer help. There were 16 other volunteers, which included some selectmen and other town officials. Three department of public works (DPW) employees worked to operate equipment. Residents made 190 trips into the yard to unload unwanted large items. That number tied for the most trips at a Fall collection since 2002, when records first were saved. All those trips produced 41.8 tons of debris. Casella Waste Management won the roll-off/disposal contract for that service with a bid of \$180 per ton. The town's cost was \$7,674. \$1,452 in user fees were collected. The Aldrich Library Teen Committee collected \$561 in donations for providing help.

May 13, 2017, date of the Spring collection, was a good day to work, which is fortunate because the 278 trips made by residents was the third most since 2003. Spaulding High School's Project Graduation provided 15 volunteers spread out over the 8am – 2pm service hours. For its effort Project Graduation received \$1,214 in donations, an all-time high. Seventeen other volunteers and three DPW workers also worked. Earth Waste and Metal won the roll-off contract with a bid of \$170 per ton. The 57.65 tons of bulk trash cost \$9,800.50 to have hauled away. The town took in \$2,096 in fees.

Lawn Waste:

The lawn waste site is located near the top of Holden Road on a parcel of town owned land. During 2016-2017 volunteer Richie LaRoche opened and monitored the site on Wednesdays from 3-6pm. Volunteer monitor Joe Coates opened and watched over the site Thursday mornings from 9am – noon. Starting in May, 2017 Harold Taylor opened and monitored the site on Mondays from 3-6pm. During the report year Gene Clark and Paul Dunham, Sr. served as back-up monitors. A DPW employee works at the site Saturday morning from 8am – noon. Every other Saturday they use a front-end loader to push up piles and turn over the large piles of composting material. The site typically is open from the last week of April to the first week of November.

The site was opened additional hours on 3 weekends in October to help with leaf disposal. The selectboard approved Barre City residents’ use of the site for 3 weeks in May and in October. Barre City pays one-half of the town’s DPW labor and equipment use expenses.

The average number of users per day during the entire 2016 and 2017 seasons were:

	<u>2016</u>	<u>2017</u>
Mondays pm	-	14
Wednesdays pm	36	31
Thursdays am	19	14

The town uses the site for storage of Christmas trees and roadside trees, limbs and brush. Stephen Montgomery Logging chipped the brush/limb pile in October 2016. The cost was \$3,900.

Christmas Trees:

DPW collected trees from along the road during January 3-6 and 9-13, and when freed up from winter road maintenance

Central Vermont Solid Waste Management District:

Barre Town is a member of the Central Vermont Solid Waste Management District (District). The District fulfills state requirements for solid waste planning and services such as household hazardous waste (HHW) collections. During FY ’16-’17 Barre Town paid the District \$7,857 in member assessments. A District sponsored HHW collection was held at the DPW Yard on April 29, 2017. The District gave the town a \$350 Green Up Grant (received after July 1, 2017) to offset expenses for roll-offs used to dispose of litter collected on Green Up Day. Also, the District gave Barre Town a \$600 grant as partial reimbursement for purchasing recycling barrels and lids, which are needed to comply with the state’s Act 148 the Universal Recycling Act.

Green Up Day:

Green Up Day is the first Saturday of May. For 2017 the town's coordinator was Brenda LaFirira. There were 49 volunteers sign-ins for Green Up Day, representing more than 100 volunteers from clubs, scout troops, businesses and families. They picked up 3.57 tons of litter and debris, 203 tires and 9 televisions along roads and other public property. Earth Waste and Metal provided the roll-off service (coupled with the Spring collection contract). Disposal cost for the litter was \$606.

Brenda LaFirira solicits donations for a volunteers picnic lunch, to buy some t-shirts and to offer a raffle prize at the lunch. Four businesses again donated \$450 (\$300 received after July 1) for these expenses. Brenda's Girl Scout troop helps with the picnic lunch.

During FY '16-'17 Barre Town made a cash contribution of \$300 to Green Up Vermont, which provides free bags.

Information about solid waste services is published in the town's newsletter. The April edition has an insert devoted to upcoming solid waste services. The August edition provides information about the Fall bulk trash collection, the special weekend hours the lawn waste site is open and about the District's remaining HHW collections. The Christmas tree collection schedule is included in the November newsletter. Information also is posted on the town website.

TOWN CLERK – TREASURER’S OFFICE

By Donna J. Kelty, Town Clerk-Treasurer

What a fiscal year, election after election!!! Things began with August State primaries, moved on to the November General Election and special School and Town meeting, then proceeded to a highly contentious January School merger revote, which resulted in a March Annual School Election, and finally the May Annual Town Elections.

Did You Vote?

Barre Town Voting Statistics

Election Date	Election Description	#Registered Voters	#Voted	#Absentee	% Voted
3/01/16	Annual School Elections	5466	2351	306	43.01
3/01/16	Presidential Primary	5466	2492	346	45.59
5/10/16	Annual Town Meeting	5523	701	120	12.69
8/09/16	State Primary	5550	1861	390	33.50
11/08/16	General Election	5834	4332	1215	74.25
11/08/16	Special School Vote	5834	4148	1028	71.10
11/08/16	Special Town Vote	5834	4148	1028	71.10
1/31/17	Special School Revote	5893	1641	795	28.84
3/07/17	Annual School Vote	5840	757	74	12.62
3/09/17	Annual Town Vote	5948	775	143	13.03

Can’t make it to the polls to vote? Think it takes too much time? It has never been easier to vote.....just request an early ballot (formerly known as absentee/sick ballots). For local elections early voter ballots are available 30 days prior to each election. Remember there are **no standing orders for early ballots**. A request can be made by contacting the Town Clerk’s Office by telephone, email or regular mail.

Things You Should Know About Elections:

- ✓ Same day voter registration took effect on January 1, 2017. There is no deadline to register to vote. Applications are available at the Town Clerk’s Office or go to the Secretary of State’s webpage (<https://olvr.sec.state.vt.us>) to register online.
- ✓ Our polling place is at the Barre Town Middle & Elementary School gymnasium.
- ✓ Polling hours for every election are 7:00 a.m. – 7:00 p.m.
- ✓ Sample ballots are posted on the website (www.barretown.org), at the Municipal Building, Hannaford’s Market, Trow Hill Grocery, and Graniteville General Store.

Staffing Change:

This year William Crowther III retired as the Assistant Town Clerk/Assistant Town Treasurer after 19 years of service to the Town. Mr. Crowther furthered his professional education through his membership in the Vermont Municipal Clerk's Association and International Institute of Municipal Clerks; created a searchable database for vital records (a time-intensive project that created lasting efficiencies for the Clerk's Office); and was very active in the community with his Church and the Boy Scouts. Mr. Crowther was honored with a resolution by the Selectboard on December 20, 2016.

Electronic and Credit Card Payments Accepted:

The Town continues to offer taxpayers the option of having property taxes (current and delinquent), sewer use charges, and town water payments electronically transferred from your bank account to ours. For more information visit the website at www.barretown.org or call the office.

Payment of any town fee/tax can be paid using a credit card or e-check. To pay online – go to the website and look for the link on the homepage (under Announcements). Just a reminder, currently there are transaction fees associated with using a credit/debit card (2.75% over \$100 or 2.75% plus \$.50 if under \$100) and e-check (\$1.00). Credit card payments can only be made in person or by phone through the Town Clerk-Treasurer's office.

So How Are We Doing?

The Town Clerk-Treasurer's Office provides services listed in the chart below as well as notary services.

Service Provided	2013-2014	2014-2015	2015-2016	2016-2017
DMV Registration Renewals	235	215	214	172
Dog Licenses	1012	1029	1015	1007
Fishing & Hunting Licenses	2	3	4	3
Land Record pages recorded (excluding plat maps)	6049	5273	6410	6925
Marriage Licenses issued	56	64	62	42
Birth Records processed	68	70	55	87
Death Records processed	136	147	142	151
Number enrolled in electronic collection of taxes	328	334	347	358

Fiscal Information:

Property tax billing and collection is a major task. The chart below provides information on property taxes. Tables, such as this one, are useful tools when preparing annual municipal budgets and setting the municipal tax rates.

Delinquent Property Tax Collections

Fiscal Yr.	Amount Billed for Year	Billed That Went Delinquent	%	Current Yr. Delinquent Collected	%
2011-2012	\$13,309,253.73	\$331,054.66	2.49	\$141,250.18	42.67
2012-2013	\$13,356,863.85	\$305,088.65	2.29	\$134,050.25	43.95
2013-2014	\$12,234,533.53	\$370,023.25	3.02	\$136,655.88	36.93
2014-2015	\$12,764,734.21	\$348,888.71	2.73	\$163,765.66	46.93
2015-2016	\$13,282,186.92	\$345,923.40	2.60	\$156,191.11	45.15
2016-2017	\$13,284,187.26	\$385,385.82	2.90	\$200,091.41	51.91

The list of delinquent property taxpayers (as of June 30, 2017) can be found on **page 86**. Please take note of the special symbols used before and/or after the names as they reflect important changes such as: legal action is being pursued, partial payments are being made, the taxes have been paid in full after June 30, 2017, and most importantly that ownership has transferred.

Dog Licensing By Mail:

Once again, the dog license by mail program has proven to be very popular. ***Here is how it works:*** If your dog(s) has a current rabies certificate on file in the Clerk's Office you will automatically receive an annual license renewal form, for each dog, in the mail, usually around the end of January. Gently open the form, verify the license information on the inside license (flap), sign and date. Then detach the license (flap) from the envelope. Place the signed license (detached flap) and a check (amount indicated on the license) in the return self-addressed envelope. Upon receipt of the signed license and fee, it will be validated, issued a tag number and returned to you by mail.

If your pet does not have a current rabies certificate on file, a post card will be mailed to you as a reminder that your dog cannot be licensed until the Clerk's Office receives a current rabies certificate.

Thank You Staff:

Staffing is a crucial part of being able to accomplish the variety of tasks this office is required to do. I would like to acknowledge Alice Bartlett (28 years), Deb Lefebvre (4 years), Wendy Moore (a few months), and the Assessor's Office Administrative Assistant Joyce Beaudin (27 years) for their dedication to tasks throughout the year. I am grateful to have such a talented team of individuals working with me.

Contact the Town Clerk/Treasurer's Office

Telephone: 802-479-9391
 Fax: 802-479-9332
 Email: dkelty@barretown.org



US Postal Service: P.O. Box 124, Websterville, VT 05678-0124
 Physical location: 149 Websterville Road, Websterville, VT 05678
 Office Hours: 8:00 a.m. – 4:30 p.m., Monday through Friday
 Notary Public service provided at no charge

GENERAL FUND REVENUES

ACCOUNT	ACCOUNT NAME	2016-2017 BUDGET	2017-2018 PROPOSED
<u>Current Taxes:</u>			
011.311.100.000	Property Taxes – General	\$ 2,777,226	\$ 2,797,156
011.311.300.000	Property Taxes – Cemetery	<u>35,735</u>	<u>35,655</u>
	TOTAL Current Taxes	\$ 2,812,961	\$ 2,832,811
<u>Delinquent Taxes:</u>			
011.312.100.000	Current Year Delinquent Taxes	\$ 155,000	\$ 155,000
011.312.200.000	Prior Year Delinquent Taxes	<u>155,000</u>	<u>158,000</u>
	TOTAL Delinquent Taxes	\$ 310,000	\$ 313,000
<u>Other Items:</u>			
011.314.000.000	Payment In Lieu of Taxes/Rebates	\$ 30,280	\$ 29,510
	TOTAL Other Items	\$ 30,280	\$ 29,510
<u>Interest & Late Charges – Delinquent:</u>			
011.319.100.000	Interest/Late Charges 1% & 5%	\$ 68,000	\$ 70,000
011.319.200.000	Delinquent Tax Coll. Fee 8%	<u>24,000</u>	<u>24,000</u>
	TOTAL Int. & Late Charges	\$ 92,000	\$ 94,000
<u>Business Licenses & Permits:</u>			
011.321.100.000	Alcoholic Beverage Licenses	\$ 1,025	\$ 1,115
011.321.300.000	Fireworks Permits	220	180
011.321.500.000	Racing Permits	800	800
011.321.600.000	Special Events Permits	0	100
011.321.800.000	Tobacco Licenses	<u>0</u>	<u>0</u>
	TOTAL Business Licenses	\$ 2,045	\$ 2,195
<u>Non-Business Licenses & Permits:</u>			
011.322.100.000	Dog Licenses	\$ 4,800	\$ 5,100
011.322.200.000	Zoning Fees	4,000	3,800
011.322.250.000	Conditional Use & Variance	450	800
011.322.300.000	Driveway Permits	1,100	1,400
011.322.400.000	Burial and Transit	50	65
011.322.500.000	Subdivision Fees	1,200	1,200
011.322.550.000	GIS Update Fee	50	50
011.322.800.000	Site Plan Review	<u>150</u>	<u>350</u>
	TOTAL Non-Bus. Licenses	\$ 11,800	\$ 12,765
<u>Federal Grants:</u>			
011.331.100.100	DOJ Police Vest Grant	\$ 550	\$ 275
	TOTAL Federal Grants	\$ 550	\$ 275
<u>State Grants:</u>			
011.334.400.000	Current Use/Land Use	\$ 94,000	\$ 94,000
011.334.800.000	Act 60	<u>3,485</u>	<u>3,600</u>
	TOTAL State Grants	\$ 97,485	\$ 97,600
<u>Town Funds:</u>			
011.339.100.000	Pro-Rate School Cost Sharing	\$ 7,700	\$ 5,000
	TOTAL Town Funds	\$ 7,700	\$ 5,000
<u>General Government:</u>			
011.341.111.000	Recording Legal Documents	\$ 58,000	\$ 60,000
011.341.113.000	Recording Marriage Licenses	600	550
011.341.114.000	Issuing Hunting/Fishing Licenses	25	25

ACCOUNT	ACCOUNT NAME	2016-2017 BUDGET	2017-2018 PROPOSED
011.341.115.000	Telephone/Maps Income	75	90
011.341.116.000	Certified Copies	4,200	4,200
011.341.117.000	Photocopy Charges	5,000	5,400
011.341.118.000	Vault Fees	850	850
011.341.120.000	Green Mountain Passports	50	60
011.341.121.000	Vehicle Registration	600	600
011.341.129.000	Misc. Fees and Charges	800	800
	TOTAL Gen. Government	\$ 70,200	\$ 72,575
Public Safety – Police & Fire:			
011.342.111.000	Police – Thunder Road	\$ 15,000	\$ 15,750
011.342.112.000	Police – Other Contracts	200	250
011.342.113.000	Police – Local Ordinance Fines	15,000	16,000
011.342.114.000	Police – Parking Violations	500	750
011.342.115.000	Police – Accident Reports	1,750	1,900
011.342.118.000	Police – Test/Evaluation Reimb.	0	0
011.342.124.000	Police – ACO Revenue	0	0
011.342.129.000	Police – Miscellaneous	500	500
011.342.212.000	Fire – Town of Orange	2,500	3,500
011.342.213.000	Fire – Other Contracts	0	300
011.342.220.000	Fire – Donations	250	300
	TOTAL Public Safety	\$ 35,700	\$ 39,250
Sanitation:			
011.344.310.000	Bulk Trash Collection Receipts	\$ 2,850	\$ 2,850
011.344.320.000	Green Up	725	725
	TOTAL Sanitation	\$ 3,575	\$ 3,575
Recreation:			
011.347.100.000	Recreation Programs	\$ 850	\$ 850
011.347.200.000	BOR Rec. Field Lights	1,300	1,400
011.347.300.000	Use of Fields	2,600	3,200
011.347.700.000	Use of Picnic Shelter	2,000	2,200
011.347.800.000	Donations	4,175	4,175
011.347.900.000	Miscellaneous	25	1,600
	TOTAL Recreation:	\$ 10,950	\$ 13,425
Miscellaneous:			
011.360.200.000	Rents	\$ 600	\$ 8,100
011.360.800.000	Reimbursements	2,000	2,000
011.367.000.000	Refunds	1,000	1,500
	TOTAL Miscellaneous	\$ 3,600	\$ 11,600
Interest:			
011.370.100.000	Interest Earned	\$ 1,000	\$ 1,200
	TOTAL Interest	\$ 1,000	\$ 1,200
Transfers:			
011.399.998.000	Transfer In – BAD Incubator Bldg.	\$ 12,510	\$ 11,960
	TOTAL Transfers	\$ 12,510	\$ 11,960
GRAND TOTAL – GENERAL FUND REVENUES		\$3,502,356	\$3,540,741

GENERAL FUND EXPENDITURES

ACCOUNT #	ACCOUNT NAME	2016-2017 BUDGET	2017-2018 PROPOSED
<u>Selectboard:</u>			
011.411.110.000	Salaries	\$ 8,000	\$ 8,000
011.411.220.000	Mileage	25	25
011.411.300.000	Supplies & Expenses	7,630	7,530
011.411.500.000	Training & Information	145	145
011.411.600.000	Outside Services	8,530	8,950
011.411.900.000	Miscellaneous	<u>2,070</u>	<u>2,225</u>
	TOTAL Selectboard	\$ 26,400	\$ 26,875
<u>Auditing:</u>			
011.412.100.000	Salaries	\$ 800	\$ 600
011.412.220.000	Mileage	90	90
011.412.300.000	Supplies & Expenses	2,800	2,800
011.412.500.000	Training & Information	60	60
011.412.600.000	Outside Services	<u>55,250</u>	<u>54,810</u>
	TOTAL Auditing	\$ 59,000	\$ 58,360
<u>Town Mgr. Off:</u>			
011.413.100.000	Salaries	\$ 134,340	\$ 138,135
011.413.200.000	Equipment Costs	9,040	9,055
011.413.300.000	Supplies & Expenses	6,200	5,675
011.413.400.000	Buildings & Grounds	1,925	1,940
011.413.500.000	Training & Information	3,570	3,240
011.413.600.000	Outside Services	14,310	16,330
011.413.900.000	Miscellaneous	<u>355</u>	<u>330</u>
	TOTAL Town Mgr. Off.	\$ 169,740	\$ 174,705
<u>Elections/BCA:</u>			
011.414.100.000	Salaries	\$ 8,510	\$ 5,985
011.414.200.000	Equipment Costs	0	0
011.414.300.000	Supplies & Expenses	6,925	6,235
011.414.680.000	Misc. Professional Services	<u>0</u>	<u>0</u>
	TOTAL Elections/BCA	\$ 15,435	\$ 12,220
<u>Clerk/Treas. Off:</u>			
011.415.100.000	Salaries	\$ 162,025	\$ 155,530
011.415.200.000	Equipment Costs	2,115	3,280
011.415.300.000	Supplies & Expenses	10,830	11,005
011.415.400.000	Buildings & Grounds	1,900	1,595
011.415.500.000	Training & Information	1,060	955
011.415.600.000	Outside Services	17,060	17,025
011.415.900.000	Miscellaneous	<u>5,095</u>	<u>5,125</u>
	TOTAL Clerk/Treas. Off.	\$ 200,085	\$ 194,515
<u>Data Processing:</u>			
011.416.100.000	Salaries	\$ 5,305	\$ 5,510
011.416.200.000	Equipment Costs	7,385	7,685
011.416.300.000	Supplies & Expenses	100	75
011.416.400.000	Buildings & Grounds	2,400	2,735
011.416.500.000	Training & Information	200	200
011.416.600.000	Outside Services	<u>19,835</u>	<u>20,950</u>
	TOTAL Data Processing	\$ 35,225	\$ 37,155

ACCOUNT #	ACCOUNT NAME	2016-2017 BUDGET	2017-2018 PROPOSED
<u>Planning/Zoning/Community Development:</u>			
011.417.100.000	Salaries	\$ 95,185	\$ 85,970
011.417.200.000	Equipment Costs	1,050	1,005
011.417.300.000	Supplies & Expenses	3,275	3,650
011.417.400.000	Buildings & Grounds	1,130	960
011.417.500.000	Training & Information	565	585
011.417.600.000	Outside Services	5,895	8,020
	TOTAL Planning/Zoning	\$ 107,100	\$ 100,190
<u>Assessor/Reappraisal:</u>			
011.418.100.000	Salaries	\$ 33,630	\$ 34,475
011.418.200.000	Equipment Costs	270	35
011.418.300.000	Supplies & Expenses	2,080	2,665
011.418.400.000	Buildings & Grounds	890	820
011.418.500.000	Training & Information	1,140	1,155
011.418.600.000	Outside Serv./Assessor Contract	62,695	57,060
	TOTAL Assessor	\$ 100,705	\$ 96,210
<u>Municipal Building:</u>			
011.419.100.000	Salaries	\$ 12,215	\$ 12,825
011.419.200.000	Equipment Costs	3,055	3,095
011.419.300.000	Supplies & Expenses	245	210
011.419.400.000	Buildings & Grounds	40,775	36,585
011.419.600.000	Outside Services	1,550	1,475
	TOTAL Municipal Building	\$ 57,840	\$ 54,190
<u>Police:</u>			
011.421.100.000	Salaries	\$ 588,690	\$ 596,400
011.421.200.000	Equipment Costs	141,145	147,945
011.421.300.000	Supplies & Expenses	1,935	2,105
011.421.400.000	Buildings & Grounds	8,760	8,125
011.421.500.000	Training & Information	11,555	10,215
011.421.600.000	Outside Services	98,080	97,985
011.421.800.000	Benefits	10,305	8,230
011.421.900.000	Miscellaneous	3,140	3,310
	TOTAL Police	\$ 863,610	\$ 874,315
<u>Fire:</u>			
011.422.100.000	Salaries	\$ 62,150	\$ 60,250
011.422.200.000	Equipment Costs	156,195	208,950
011.422.300.000	Supplies & Expenses	5,890	5,185
011.422.400.000	Buildings & Grounds	38,160	41,345
011.422.500.000	Training & Information	2,150	2,105
011.422.600.000	Outside Services	52,305	52,750
011.422.800.000	Benefits	13,000	13,500
011.422.900.000	Miscellaneous	650	650
	TOTAL Fire	\$ 330,500	\$ 384,735
<u>Emergency Management:</u>			
011.423.100.000	Salaries	\$ 1,030	\$ 1,040
011.423.200.000	Equipment Costs	2,550	3,160
011.423.300.000	Supplies & Expenses	25	110
011.423.400.000	Buildings & Grounds	435	835
011.423.500.000	Training & Information	150	150
011.423.600.000	Outside Services	2,745	1,445
011.423.900.000	Miscellaneous	0	0
	TOTAL Emergency Mgmt.	\$ 6,935	\$ 6,740

ACCOUNT #	ACCOUNT NAME	2016-2017 BUDGET	2017-2018 PROPOSED
<u>Ambulance:</u>			
011.424.900.000	Per Capita Fee	\$ 452,725	\$ 452,725
	TOTAL Ambulance	\$ 452,725	\$ 452,725
<u>Solid Waste:</u>			
011.441.100.000	Salaries	\$ 8,505	\$ 8,720
011.441.200.000	Equipment Costs	10,100	11,795
011.441.300.000	Supplies & Expenses	1,960	1,980
011.441.500.000	Training & Information	8,210	8,225
011.441.600.000	Outside Services	19,460	19,880
	TOTAL Solid Waste	\$ 48,235	\$ 50,600
<u>Health Officer:</u>			
011.451.100.000	Salaries	\$ 1,900	\$ 1,900
011.451.500.000	Training & Information	75	75
011.451.600.000	Outside Services	150	125
	TOTAL Health Officer	\$ 2,125	\$ 2,100
<u>Animal Control:</u>			
011.452.110.000	Salaries	\$ 7,825	\$ 6,420
011.452.200.000	Equipment Costs	4,420	4,615
011.452.300.000	Supplies & Expenses	85	20
011.452.400.000	Buildings & Grounds	380	375
011.452.500.000	Training & Information	75	105
011.452.600.000	Outside Services	2,975	2,975
011.452.800.000	Benefits	125	125
	TOTAL Animal Control	\$ 15,885	\$ 14,635
<u>Culture:</u>			
011.461.900.000	Aldrich Library	\$ 125,000	\$ 130,000
	TOTAL Culture	\$ 125,000	\$ 130,000
<u>Recreation:</u>			
011.462.100.000	Salaries	\$ 56,390	\$ 58,700
011.462.200.000	Equipment Costs	9,025	9,235
011.462.300.000	Supplies & Expenses	15,590	22,830
011.462.400.000	Buildings & Grounds	24,290	21,710
011.462.500.000	Training & Information	185	190
011.462.600.000	Outside Services	47,730	41,305
011.462.800.000	Benefits	50	100
011.462.900.000	Miscellaneous	1,200	500
	TOTAL Recreation	\$ 154,460	\$ 154,570
<u>Development:</u>			
011.463.600.000	Outside Services	\$ 535	\$ 340
011.463.951.000	C.V. Econ. Dev. Corp.	4,000	4,000
011.463.952.000	Barre Area Dev. Corp.	49,000	49,000
011.463.953.000	C.V. Reg. Plan. Com.	8,715	8,715
011.463.953.954	Barre Partnership	1,000	2,000
011.463.990.000	W.I.P. Travel Signs	400	400
	TOTAL Development	\$ 63,650	\$ 64,455
<u>Transportation:</u>			
011.464.900.000	Green Mt. Transportation Agency	\$ 4,875	\$ 4,875
	TOTAL Transportation	\$ 4,875	\$ 4,875
<u>Debt Service:</u>			
011.472.910.000	Principal	\$ 35,000	\$ 10,000
011.472.920.000	Interest	3,265	1,965
	TOTAL Debt Service	\$ 38,265	\$ 11,965

ACCOUNT #	ACCOUNT NAME	2016-2017 BUDGET	2017-2018 PROPOSED
<u>Insurances:</u>			
011.481.700.000	Property, Liability & Bonds	\$ 79,535	\$ 81,425
	TOTAL Insurances	\$ 79,535	\$ 81,425
<u>Employee Benefits:</u>			
011.486.810.000	Workers Comp., Unemp. Comp.	\$ 52,270	\$ 55,755
011.486.820.000	Pension	56,125	57,360
011.486.830.000	Health, Dental, Vision Insurance	216,320	218,630
011.486.840.000	Disability & Life Insurance	7,210	6,920
011.486.850.000	Social Security	91,735	91,015
011.486.880.000	Miscellaneous	220	220
	TOTAL Employee Benefits	\$ 423,880	\$ 429,900
<u>Other Items:</u>			
011.491.400.000	Property Purchases	\$ 1	\$ 1
011.491.500.000	VLCT	9,665	10,015
011.491.900.000	Williamstown & County Taxes	56,820	57,720
	TOTAL Other Items	\$ 66,486	\$ 67,736
<u>Interfund Transfers:</u>			
011.498.200.000	Equipment Fund	\$ 18,925	\$ 19,890
011.498.900.000	Cemetery Fund	35,735*	35,655*
	TOTAL Interfund Transfers	\$ 54,660	\$ 55,545
*Separate article			
GRAND TOTAL - GENERAL FUND EXPENDITURES		\$3,502,356	\$3,540,741

HIGHWAY FUND EXPENDITURES

ACCOUNT #	ACCOUNT NAME	2016-2017 BUDGET	2017-2018 PROPOSED
Current Taxes:			
012.311.200.000	Property Taxes – Highway	<u>\$2,544,250</u>	<u>\$2,699,455</u>
	TOTAL Current Taxes	\$2,544,250	\$2,699,455
State Grants:			
012.334.300.000	Highway & Streets	<u>\$ 200,400</u>	<u>\$ 200,605</u>
	TOTAL State Grants	\$ 200,400	\$ 200,605
Fees & Charges For Service:			
012.343.200.000	Services Rendered	\$ 1,400	\$ 1,000
012.343.300.000	Gross Load Permits	1,000	1,050
012.343.400.000	Unregistered Vehicle Permits	350	350
012.343.600.000	Road Opening Permits	300	300
012.343.900.000	Miscellaneous	<u>100</u>	<u>100</u>
	TOTAL Fees & Charges	\$ 3,150	\$ 2,800
GRAND TOTAL – HIGHWAY FUND REVENUES		<u>\$2,747,800</u>	<u>\$2,902,860</u>

PROPOSED HIGHWAY FUND EXPENDITURES

ACCOUNT #	ACCOUNT NAME	2016-2017 BUDGET	2017-2018 PROPOSED
Engineering & Administration:			
012.431.100.000	Salaries	\$ 109,610	\$ 112,745
012.431.200.000	Equipment Costs	35,870	37,660
012.431.300.000	Supplies & Expenses	1,860	1,825
012.431.400.000	Buildings & Grounds	1,460	1,250
012.431.500.000	Training & Information	1,030	1,110
012.431.600.000	Outside Services	4,750	13,800
012.431.900.000	Miscellaneous	<u>6,225</u>	<u>6,230</u>
	TOTAL Eng. & Admin.	\$ 160,805	\$ 174,620
Summer Maintenance:			
012.432.100.000	Salaries	\$ 164,225	\$ 158,180
012.432.200.000	Equipment Costs	329,890	367,190
012.432.300.000	Supplies & Expenses	26,945	23,605
012.432.400.000	Buildings and Grounds	500	300
012.432.600.000	Outside Services	<u>111,300</u>	<u>115,000</u>
	TOTAL Summer Maint.	\$ 632,860	\$ 664,275
Winter Maintenance:			
012.433.100.000	Salaries	\$ 184,080	\$ 187,315
012.433.200.000	Equipment Costs	239,410	251,690
012.433.300.000	Supplies & Expenses	168,540	180,825
012.433.400.000	Buildings & Grounds	2,075	2,065
012.433.600.000	Outside Services	62,250	62,250
012.433.900.000	Miscellaneous	<u>75</u>	<u>75</u>
	TOTAL Winter Maint.	\$ 656,430	\$ 684,220

ACCOUNT #	ACCOUNT NAME	2016-2017 BUDGET	2017-2018 PROPOSED
<u>Summer Construction:</u>			
012.434.100.000	Salaries	\$ 13,195	\$ 24,975
012.434.200.000	Equipment Costs	16,260	51,565
012.434.300.000	Supplies & Expenses	6,150	8,975
012.434.600.000	Outside Services	<u>268,875</u>	<u>337,905</u>
	TOTAL Summer Const.	\$ 304,480	\$ 423,420
<u>Retreatment:</u>			
012.435.100.000	Salaries	\$ 6,910	\$ 4,500
012.435.200.000	Equipment Costs	9,800	3,085
012.435.300.000	Supplies & Expenses	2,300	1,400
012.435.600.000	Outside Services	<u>417,605</u>	<u>380,880</u>
	TOTAL Retreatment	\$ 436,615	\$ 389,865
<u>Federal/State Projects:</u>			
012.436.450.408	Cap Imp. Peloquin Rd Culvert	\$ 45,160	\$ 30,000
012.436.450.970	Cap Imp. Bridge St. Sidewalk	13,880	3,820
012.436.600.000	Bridge St. Sidewalk Eng.	<u>0</u>	<u>0</u>
	TOTAL Fed/State Projects	\$ 59,040	\$ 33,820
<u>Employee Benefits:</u>			
012.437.100.000	Salaries (vac., sick, holiday, etc.)	\$ 60,965	\$ 62,450
012.437.810.000	Work Comp. Unemp. Comp	40,855	43,080
012.437.820.000	Pension	28,760	30,330
012.437.830.000	Health, Dental, Vision	156,350	184,380
012.437.840.000	Disability & Life Insurance	4,080	4,175
012.437.850.000	Social Security	43,310	43,885
012.437.860.000	Uniforms, Boots	5,695	6,010
012.437.870.000	Personal Protection Equipment	800	1,080
012.437.880.000	Miscellaneous	<u>850</u>	<u>880</u>
	TOTAL Employee Benefits	\$ 341,665	\$ 376,270
<u>Gravel Pits:</u>			
012.438.100.000	Salaries	\$ 21,640	\$ 17,405
012.438.200.000	Equipment Costs	34,095	37,540
012.438.300.000	Supplies & Expenses	2,655	2,855
012.438.400.000	Buildings & Grounds	110	60
012.438.500.000	Training & Information	1,050	975
012.438.600.000	Outside Services	550	475
012.438.900.000	Miscellaneous	<u>1,625</u>	<u>1,500</u>
	TOTAL Gravel Pits	\$ 61,725	\$ 60,810
<u>Signing & Lighting:</u>			
012.439.100.000	Salaries	\$ 5,500	\$ 6,080
012.439.200.000	Equipment Costs	800	1,600
012.439.300.000	Supplies & Expenses	5,605	5,605
012.439.400.000	Streettlights	82,275	82,275
012.439.900.000	Miscellaneous	<u>0</u>	<u>0</u>
	TOTAL Signing & Lighting	\$ 94,180	\$ 95,560
GRAND TOTAL -- HIGHWAY FUND EXPENDITURES		<u>\$2,747,800</u>	<u>\$2,902,860</u>

WORKSHEET • MUNICIPAL TAXES – FY 2017-2018

Highway Fund Taxes:

		<u>Tax</u>
Total budget	- \$2,902,860	
Less non-tax revenue	- <u>\$ 203,405</u>	
Tax revenue needed	- \$2,699,455 ÷ \$63,100	
	of tax rate =	<u>\$.4278</u>

General Fund Taxes:

Total budget	- \$3,540,741	
Less non-tax revenue	- \$ 552,930	
Use fund balance	- \$ 150,000	
Tax revenue needed	- \$2,837,811 ÷ \$63,100	
	of tax rate =	\$.4497

Voter-approved donations - \$ 109,450 ÷ \$63,100 =	\$.0173
Delinquency allowance (see Table 2) - \$221,534 ÷ \$63,100 =	<u>\$.0351</u>
Total G.F. budget + voter donation + delinquency =	\$.5021

Table 1. Total Tax Rates

Tax Purposes	Residential (Homestead)	Non-Residential
Education	\$1.3824	\$1.7304
Highway Fund	\$.4278	\$.4278
General Fund	\$.5021	\$.5021
Local Agreement	\$.0033	\$.0033
TOTAL:	\$2.3156	\$2.6636

Table 2. Estimate of Delinquent Allowance

Tax Purposes	Amount Needed
General Fund	\$2,837,811
Highway Fund	\$2,699,455
Voter Donations	\$109,450
Local Agreement Taxes	\$21,150
Education - Homestead	\$5,963,716 ¹
Education – Non-Residential	\$3,216,592 ²
TOTAL TAXES NEEDED:	\$14,848,174
Projected Delinquency Rate	1.4920% ³
Amount of Delinquent Taxes	\$221,534 ÷ \$63,100 = \$.0351

^{1 & 2} Tax rate set by the State multiplied by Grand List figure from Form 411

³ Average last 3 year's year end delinquency rate

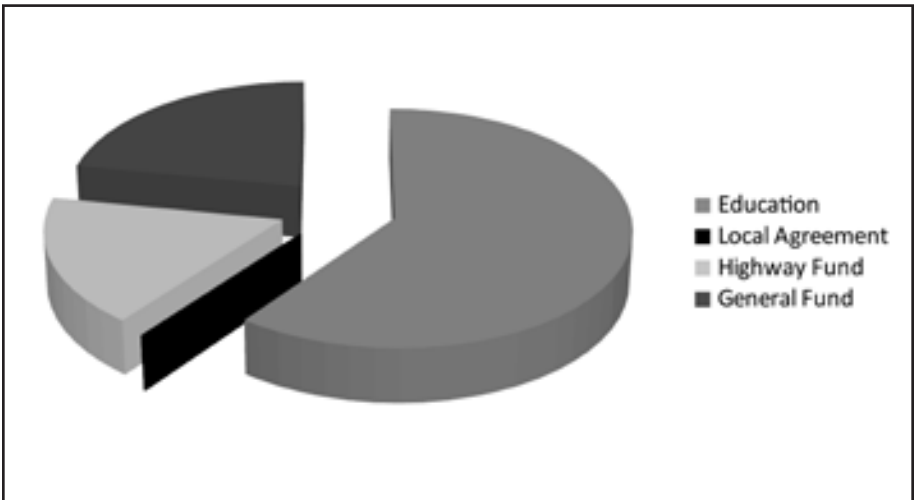
Table 3. Local Agreement Tax Rate

State education tax revenue to be replaced as a result of voter-approved exemption on Disabled veteran's homes (51 properties x \$30,000 exempted per home).
Disabled Veterans: $51 \times \$30,000 = \$1,530,000$ assessed value exempted $\div \$100 =$ $\$15,300 \times \1.3824 homestead rate = \$21,150 lost education tax revenue.
<u>\$21,150</u>
\$21,150
lost State education tax revenue.
$\$21,150 \div \$63,100 = \$.0033$

TAX RATE COMPARISON

	<u>2016-2017</u>	<u>2017-2018</u>	<u>Difference</u>
Education Homestead	\$1.4073	\$1.3824	-\$.0249
Education Non-Res.	\$1.7178	\$1.7304	+\$.0216
Highway	\$.4071	\$.4278	+\$.0207
Local Agreement	\$.5142	\$.5021	-\$.0121
General Fund	\$.0035	\$.0033	-\$.0002

2016 – 2017 TAX RATE



BREAKDOWN OF TAX RATE

Residential (Homestead):

Education	\$ 1.4073
Highway Fund	.4071
General Fund	.5142
Local Agreement	<u>.0035</u>

Total Residential: \$ 2.3321

Non-Residential:

Education	\$ 1.7178
Highway Fund	.4071
General Fund	.5142
Local Agreement	<u>.0035</u>

Total Non-Residential: \$ 2.6426

APPENDIX – F

DEBT SERVICE & EQUIPMENT LEASES - All Funds - 2017-2018 Budget

YEAR:		17	18	19	20	21	22	23	24	25	26	27	28	29	30	31	32	33	34
Lo-pro dump truck (rpl. #16) (Equipment Fund)		Pd. 8/17 \$50,573/yr.	Leased Aug. 2015																
2015 Bomag Vib. Compacting Roll (Equipment Fund)		Pd. 8/2017 \$25,019/yr.	Leased 8/2015																
Backhoe (Equipment Fund)		Pd. 6/2018 \$18,714/yr.	Leased June, 2014																
Water Chlorine Station (Water Fund)		Pd. 10/19/2018 \$8,849 - \$8,169/yr.	Borrowed Oct. 2013																
2013 - Caterpillar Loader (Equipment Fund)		Pd. 1/2019 \$24,485.85/yr.	Leased 1/2014																
F.D. Pumper Truck #1 (Equipment Fund)		Pd. 8/2019 \$31,170/yr.	Leased 3/2011 Ref: 8/2015																

YEAR:		17	18	19	20	21	22	23	24	25	26	27	28	29	30	31	32	33	34
2017 Ford/Frontline Ambulance (Equipment Fund)	Pd. 9/2019 \$40,946/yr.	Leased 9/2016																	
2 Stryker Stretchers (Ambulance Fund)	Pd. 9/2019 \$9,549/yr.	Leased 9/2016																	
WIP Incubator Bldg. (General Fund)	Pd. 12/2020 \$23,300 - \$10,280/yr.	Issued 2000 - Bond Debt																	
F.D. Pumper Truck #2 (Equipment Fund)	Pd. 8/2021 \$32,611/yr.	Leased 8/2011 Ref: 8/2015																	
Sewage Treatment Plant (Sewer Fund & Sewer Cap. Imp.) *Project was completed couple years before 20-year loan began.	Pd. 12/2022 \$36,250/yr.	Issued 2003																	
DPW Vehicle Shop (Equipment Fund)	Pd. 12/2023 \$66,523-\$35,335/yr.	Issued 2003																	
Mill Street Water Line (Water Fund)	Pd. 2030 - \$5,578/yr. Issued 2010 (project done 2009)																		
Refinancing former EBFD #1 Loans (Water Fund)	Pd. 2041 - \$41,540 - \$13, 633/yr. 2 loans re-ft 2012 - Bond through VMBB																		

<p align="center">TOWN OF BARRE DELINQUENT TAXES AS OF JUNE 30, 2016</p>

<u>Taxpayer Name</u>	<u>Prior</u>	<u>2016-2017</u>	<u>TOTAL</u>
8 LUCIA LLC		\$ 2,384.28	\$ 2,384.28
ABAIR, GEORGE J JR & MARY E D		\$ 247.77	\$ 247.77
^ALEXANDER, EARL R JR & JANICE		\$ 724.11	\$ 724.11
^ALLAIN, DONALD	\$ 997.42	\$ 996.92	\$ 1,994.34
ALLEN, JEFFREY S & BARBARA		\$ 511.17	\$ 511.17
^ARSENAULT, DAREN A & LAURI A	\$ 3,541.72	\$ 660.90	\$ 4,202.62
^ASK, HENRY & SUSAN P (FAM TR)	\$ 4,131.89	\$ 1,108.68	\$ 5,240.57
AUBUT, MATTHEW & ERICA	\$ 4,096.20	\$ 2,195.71	\$ 6,291.91
^AVERY, ANTHONY & RITA	\$ 12,958.51	\$ 1,805.56	\$ 14,764.07
B&R ENTERPRISES, INC.	\$ 5,064.46	\$ 6,883.63	\$ 11,948.09
BAKER, DOUGLAS D JR & ULRIKE	\$ 1,179.88	\$ 742.35	\$ 1,922.23
BAKER, FRANCIS A & PAMALA J		\$ 1,050.78	\$ 1,050.78
BEACH, LEVI	\$ 454.09		\$ 454.09
°BELAND, DAVID M & ANN		\$ 76.05	\$ 76.05
BELL, MICHAEL C SR & SHEILA M	\$ 1,008.30	\$ 340.90	\$ 1,349.20
°BELLAVANCE, CARLA J & DONALD L		\$ 315.00	\$ 315.00
BILODEAU, MICHAEL & FLORMELIN	\$ 5,886.25	\$ 13,506.93	\$ 19,393.18
°BLUM, STEVEN J		\$ 1,840.58	\$ 1,840.58
BOB'S TRANSMISSION	\$ 2,628.82	\$ 670.48	\$ 3,299.30
BOISVERT, JASON P & JESSICA L		\$ 546.30	\$ 546.30
BRADLEY, TYLER J & MARY C		\$ 2,378.75	\$ 2,378.75
BRUCE,SHELDON L III & JILL A		\$ 992.29	\$ 992.29
BURNETT, BRIAN L & NICOLE A		\$ 1,398.16	\$ 1,398.16
°BUSHEY, RICHARD		\$ 475.67	\$ 475.67
CALDWELL, SPENCER A (SR)		\$ 659.99	\$ 659.99
^CARPENTER, RICHARD A & KAREN E	\$ 1,219.55		\$ 1,219.55
CARROL, DIANE J		\$ 85.59	\$ 85.59
CENTRAL VT COM LAND TRUST INC	\$ 17.36		\$ 17.36
CHAMBERLIN, ELIZABETH		\$ 161.30	\$ 161.30
COAKLEY, MARGARET A	\$ 1,311.40		\$ 1,311.40
COMPO, PETER	\$ 3,185.06	\$ 1,461.35	\$ 4,646.41
COOKSON, SCOTT & TAMMY	\$ 5,637.56	\$ 1,149.54	\$ 6,787.10
^COTA, MICHAEL C	\$ 6,410.81	\$ 8,355.90	\$ 14,766.71
CRAIGE, DAVID & MARISA	\$ 2,810.90	\$ 827.17	\$ 3,638.07
*CUSHING, RONALD & SYLVIA	\$ 3,800.73	\$ 949.34	\$ 4,750.07

<u>Taxpayer Name</u>	<u>Prior</u>	<u>2016-2017</u>	<u>TOTAL</u>
°DE LAGE LANDEN OPERATIONAL,		\$ 38.84	\$ 38.84
DEFORGE, JAIME J & DEBORAH D		INTEREST ONLY	
°DEFORGE, SUZANNE		\$ 1,727.51	\$ 1,727.51
DESSUREAU HEATHER & CHRISTOPHER	\$ 218.12	\$ 872.05	\$ 1,090.17
DONAHUE, BRENDA F	\$ 1,160.44	\$ 1,380.04	\$ 2,540.48
DUPREY, WILLIAM & CYNTHIA	\$ 9,974.47	\$ 2,207.33	\$ 12,181.80
DUQUETTE, KATHLEEN		\$ 422.12	\$ 422.12
EDSON, JAMES R		\$ 391.01	\$ 391.01
F-A-C TRUST	\$ 210.19	\$ 840.35	\$ 1,050.54
FANTONI, HENRY	\$ 410.39	\$ 1,653.46	\$ 2,063.85
FARNHAM, KENNETH (JR)	\$ 2,405.29	\$ 2,209.06	\$ 4,614.35
°FARRELL, ALICE S & ROBERT T		\$ 577.60	\$ 577.60
FED'L NAT'L MTG ASSOC		\$ 436.69	\$ 436.69
°FEDERICO, CARL		\$ 356.32	\$ 356.32
FONGEALLAZ, DOUGLAS	\$ 674.18		\$ 674.18
FORD, RICHARD (1/3 INT)	\$ 2,605.69		\$ 2,605.69
FRANKLIN, BEN & KRYSTAL (LT)	\$ 2,622.75	\$ 2,621.46	\$ 5,244.21
^GILBERT, JANET C		\$ 668.49	\$ 668.49
^GINGRAS, RICHARD A & LINDA W	\$ 2,365.76		\$ 2,365.76
GOKEY, CHRISTOPHER T		\$ 642.06	\$ 642.06
GREEN MOUNTAIN CUSTOM FIREARMS LLC		\$ 28.90	\$ 28.90
°GREENBRIAR ACADEMY	\$ 1.56		\$ 1.56
GREENE, JASON & MARISSA		\$ 397.05	\$ 397.05
GREGOIRE, BARRETT & LINDA	\$ 916.46		\$ 916.46
GRIFFIN, BRIAN L & DIANE S		\$ 2,155.62	\$ 2,155.62
GRIGGS, KAY S	\$ 136.16		\$ 136.16
GROUT, SHEILA	\$ 232.41	\$ 531.29	\$ 763.70
*HATHAWAY, DONALD A & JESSIE L	\$ 250.82		\$ 250.82
HAYES, DEBORAH & JOSHUA	\$ 1,147.13	\$ 437.27	\$ 1,584.40
HEATH, BURTON & LINDA	\$ 1,549.33	\$ 383.91	\$ 1,933.24
HEDGES, LINDA	\$ 1,933.22	\$ 1,108.82	\$ 3,042.04
HEDGES, MELVIN & PAULINE	\$ 2,665.23	\$ 963.22	\$ 3,628.45
HERRING, BRAD J & DAIN R	\$ 920.97	\$ 2,427.71	\$ 3,348.68
HOLMES, FRANKE & JOANNE C	\$ 253.81	\$ 253.69	\$ 507.50
HOUGH, CLIFTON & EDITH	\$ 9.88		\$ 9.88
HRUBOVCAK, EDWARD S		\$ 4,344.63	\$ 4,344.63
^HURLEY, DENNIS & DORENE	\$ 625.67	\$ 203.48	\$ 829.15
INTERSTATE MAINTENANCE	\$ 143.98	\$ 3,227.84	\$ 3,371.82
JOHNSON, JOHN R & ROBERTA J	\$ 65.61		\$ 65.61

<u>Taxpayer Name</u>	<u>Prior</u>	<u>2016-2017</u>	<u>TOTAL</u>
JOHNSON, ROBERTA	\$ 4,875.72	\$ 3,842.34	\$ 8,718.06
JONI'S SCHOOL OF DANCE		\$ 5.78	\$ 5.78
KIRKLAND, BRUCE & NANCY J	\$ 1,541.37	\$ 3,316.20	\$ 4,857.57
*LABRIE, ERNEST W & LINDA L		\$ 75.96	\$ 75.96
LACOURSE, JOSHUA L	\$ 451.47	\$ 649.82	\$ 1,101.29
^LACROIX, JAMES E AND ANGELA A	\$ 3,608.70	\$ 2,528.96	\$ 6,137.66
LADABOUCHE, CHRISTOPHER	\$ 68.24	\$ 92.48	\$ 160.72
LAFOUNTAIN, CODY	INTEREST ONLY	\$ 1,923.66	\$ 1,923.66
LAWRENCE, HAROLD M & JEANNE A		\$ 563.89	\$ 563.89
°LEFEVRE, ROBERT L		\$ 831.28	\$ 831.28
LEWIS, ANGEL		\$ 5.78	\$ 5.78
^LUNDE, ALFRED W		\$ 624.31	\$ 624.31
°MACAULEY, MICHAEL		\$ 1,017.05	\$ 1,017.05
MACAULEY, TANYA	\$ 463.91		\$ 463.91
MACIE, NATHAN E & KIM A		\$ 1,352.62	\$ 1,352.62
MACLAREN, MICHAEL & TIFFANY		\$ 10,699.89	\$ 10,699.89
^MACURA, JOSHUA J		\$ 1,026.70	\$ 1,026.70
MADISON, TONYA F		\$ 6,270.89	\$ 6,270.89
MALNATI, FRANK J JR	\$ 5,099.66	\$ 1,908.99	\$ 7,008.65
MASI, FRANK J JR		\$ 1,038.09	\$ 1,038.09
MATTON, RAYMOND E & ELAINE M		\$ 1,309.18	\$ 1,309.18
MAXFIELD, TERRY JR & REBECCA	\$ 1,481.80	\$ 7,800.96	\$ 9,282.76
MCKELVEY, JENNIFER	\$ 5,893.83	\$ 3,373.41	\$ 9,267.24
°MERRYFIELD, JOSHUA L		\$ 567.88	\$ 567.88
MIKE'S MOBILE HOMES SALES & SERVICE		\$ 190.74	\$ 190.74
*MILLER BUILDING CO INC	\$ 4,161.23		\$ 4,161.23
MILLER, HARRY R		\$ 61.20	\$ 61.20
^MODICA, JOANNE E	\$ 1,953.74		\$ 1,953.74
NASSAU BROADCASTING 1 LLC	\$ 6,766.34	\$ 2,510.47	\$ 9,276.81
°NEDDO, JOHN M		\$ 520.60	\$ 520.60
NOURY, JORDAN & MICHELLE		\$ 1,312.62	\$ 1,312.62
NYE, ROBERT P	\$ 339.82		\$ 339.82
O'HARA, DIANE	\$ 1,788.93	\$ 608.10	\$ 2,397.03
PELLETIER LUBE SERVICE	\$ 321.29	\$ 92.48	\$ 413.77
PEREZ, GREGORY L & BRANDY A		\$ 2,644.19	\$ 2,644.19
°PERREAULT, PETER		\$ 2,159.52	\$ 2,159.52
PERREAULT, SANDRA		\$ 161.02	\$ 161.02
^PINARDI, ERIC & JOCELYN	\$ 766.54		\$ 766.54

<u>Taxpayer Name</u>	<u>Prior</u>	<u>2016-2017</u>	<u>TOTAL</u>
PITZNER, MICHELLE		\$ 74.29	\$ 74.29
PLUMMER, DANIEL	\$ 58.15	\$ 232.55	\$ 290.70
POWERS, GARY		\$ 1,095.36	\$ 1,095.36
°PROVENCHER PROPERTY LLC		\$ 1,470.61	\$ 1,470.61
°QUALITY ONE AUTO & DETAIL	\$ 51.18	\$ 115.60	\$ 166.78
* ^QUINLAN, TIMOTHY	\$ 3,106.05	\$ 474.34	\$ 3,580.39
R&R LUBES	\$ 105.78		\$ 105.78
*RACKLIFF, MATTHEW		\$ 1,272.28	\$ 1,272.28
^REIL, TERRY M & TARA	\$ 284.09	\$ 2,049.17	\$ 2,333.26
REILLY, MARION	\$ 13.71	\$ 822.51	\$ 836.22
REILLY, MURRAY	\$ 158.95	\$ 1,761.95	\$ 1,920.90
REYNOLDS, RANDY G & DEBRA L	\$ 73.58	\$ 2,406.64	\$ 2,480.22
ROULEAU, DONNA L		\$ 58.44	\$ 58.44
^ROULEAU, JEANNETTE	\$ 1,909.80		\$ 1,909.80
SAFFORD'S HOME HEATING INC		\$ 2.77	\$ 2.77
°SAYERS, ROSANN		\$ 66.95	\$ 66.95
SHARP, BARBARA J	\$ 4,495.08	\$ 3,691.72	\$ 8,186.80
°SOLOMON, EDWARD H (JR)		\$ 521.12	\$ 521.12
SPENCER, LEONARD H & SUSAN	\$ 8,222.01	\$ 4,709.11	\$ 12,931.12
°STOR A LOT VERMONT LLC		\$ 9,259.10	\$ 9,259.10
STUART, SHERYL L		\$ 862.73	\$ 862.73
SWEENEY, MICHAEL & KATIE		\$ 638.42	\$ 638.42
THOMPSON, ROBERT		\$ 1,815.47	\$ 1,815.47
THYGESEN, SHAWN L & RHONDA T		\$ 928.69	\$ 928.69
TOUCHETTE, JAMES A		\$ 88.53	\$ 88.53
^TRIPP, LOUISA L	\$ 1,073.99	\$ 949.88	\$ 2,023.87
TROTTIER, DANIEL A & JACLYN L		\$ 786.94	\$ 786.94
*TURCOTTE, ELEANOR	\$ 7,322.94	\$ 3,689.07	\$ 11,012.01
WALLIN, MATTHEW P		\$ 565.52	\$ 565.52
WESCOM, ROY E JR & PATRICIA A	\$ 2,025.51	\$ 2,099.11	\$ 4,124.62
WEST, CHRISTOPHER S & HEATHER	\$ 1,089.25		\$ 1,089.25
WILBUR, CHARLES C & SUSAN G	\$ 3,343.32	\$ 964.58	\$ 4,307.90
WILLIAMS, TERRY L & BRENDA L	\$ 11,252.30	\$ 2,646.62	\$ 13,898.92
WORLD OF WONDER CHILD CARE INC.	\$ 67.84	\$ 46.24	\$ 114.08
^YOUNG, STEVEN R	\$ 2,449.39		\$ 2,449.39
GRAND TOTAL	\$ 191,047.21	\$ 196,264.34	387,311.55

^ Partial payments being made

○ Paid in full after 6/30/16

* Legal action being pursued

Ownership Transfer

INVENTORY OF TOWN PROPERTY

Real Estate:

PublicWorks Lots:	Value
PublicWorksGarage Land (6/45)	\$ 1,992,800
Vehicle Maint. Facility & Land (6/34-4)	1,782,800
South Barre Water Pumping Station (27/43)	98,100
Williamstown – VT Rte. 14, 35.75 Acres (5/8)	80,200
Williamstown – Gravel Pit, 13.4 Acres (5/11-1)	50,700
Holden Road, Lawn Waste Site (17/47)	33,200
Retention Pond – Cobble Hill Meadows (34/89-31)	34,000
Storage Tank, Shed, 20 Acres (2/39)	1,301,900
South Barre Road (26/70)	163,000
South Barre Future Water Storage Tank (5/147-2)	40,000
Old Rte. 302 Water Pump Station (25/97)	114,500
South Barre Sewer Pump Station (21/3)	111,000
Public Works Outside Storage (6/50.5)	170,500
Storage Tank (302/004.01)	1,037,700

Recreation Lots:	
Websterville Playground (23/28)	\$ 55,000
Lower Graniteville Playground (17/50)	66,000
Upper Graniteville Playground (14/22)	36,000
Trow Hill, Park, Playground (34/52)	38,500
East Barre Park (25/157)	121,800
(25/158)	22,000
(25/159)	22,000
South Barre Park (26/30)	289,200
Ledge Drive (39/3-3)	21,000
Buildings at BTMES (406/036)	206,200
Quarry Hill Picnic (31/58)	40,800
Graniteville Picnic (17/45)	44,000
Milano Hill (23/67) old rail bed	44,000

Town Forest Lots:	
3.31 Acres (2/08.01)	\$ 15,800
100.77 Acres (2/9)	188,000
2 Acres (2/10)	17,500
19 Acres (2/12)	74,200
12.5 Acres (2/13)	56,200
46.4 Acres (2/31)	128,100
1 Acre (2/32)	1,500
136.8 Acres (2/34)	215,000
24.2 Acres (2/34-1)	111,800
4.5 Acres & Garage (23/64)	60,800
F.D. #1/11 Acres (2/33)	45,900
15 Acres (2/35)	88,100
4.2 Acres (14/08)	40,100
Cemetery Lots:	Value
Wilson Cemetery (6/28)	\$ 232,400
Maplewood Cemetery (9/8)	71,200
West Hill Cemetery (5/87-1)	72,000

Emergency Services Lots:	
East Barre Fire Station & Land (25/171)	\$ 954,100
South Barre Fire Station & Land (26/52)	1,294,300
EMS Building & Land (32/13)	884,500

Administrative Lots:	
Municipal Building & Land (28/23)	\$ 1,523,700

Wilson Industrial Park Lots:	
Parker Road (6/47-4) for development	\$ 500,400
Pitman Road (6/46-2) Wilson Depot	104,300
Bolster Road (6/47) ag soil set aside	171,700
Parker Road (6/47-5) for development	588,000
Parker Road (6/47-6) wooded side hill	87,800

Route 302 Hazard (flood) Mitigation Property Lots:	
East Barre Road (6/84)	\$ 17,500
East Barre Road (32/11)	21,000
East Barre Road (32/10-1)	25,200

Property Acquired Through Tax Sales:	
Cogswell Street (14/1)	\$ 19,400
Quarry Hill (6/22)	38,500
(6/22-3)	31,500
(6/22-4)	31,500
(6/22-5)	31,500
Cadillac Street (38/17)	8,000
Snowbridge Road (5/134)	10,500

Roadside Slopes, Rights of Way for Future Roads:	
Quarry Hill Slope (31/62)	\$ 32,600
Skylark Drive R.O.W. (35/49-1)	30,800
Rudd Farm Drive (39/03)	60,000
Cheney Road (5/136)	6,200

Other Lots:	
East Barre (25/140)	\$ 21,600
East Barre – across from Cameron’s (25/100)	17,500
Off Bridge Street (30/8)	15,800
Waterman Street (2/36) from EBFD #1	66,000
Lowery Road (3/002.01)	22,400
Lowery Road (3/004.01)	18,100
Wilson Street Daycare Building (426/030)	228,000

Big Truck Fleet:	Pick-Up Truck Fleet:
2010 Freightliner (1)	2011 Chevrolet 1500 (Eng.), 4 w.d.
2011 Freightliner M2	2011 Ford F-150 (Shop), 4 w.d.
2012 International 7400	2014 Ford F-150, 4 w.d.
2015 Freightliner 114SD (2)	
2017 Western Star	Ambulance Fleet:
2018 Western Star	2012 Chevrolet/Osage (2)
2018 Freight	2017 Ford Medix (2)

Lo-Pro/1-Ton Truck Fleet:	Garage Equipment:
2008 Ford F-550, 4 w.d.	Mobile Radio Network: 1 Base
2010 Ford F-550, 4 w.d.	6 Remotes, 16 Mobile Units
2013 Ford F-550, 4 w.d.	9 Portable, 42 Plectron Units
2016 Freightliner, Lo-Pro, 4x4	Portable Electric Power Plant
	AC/DC Welder/Generator
Police Car Fleet:	Tire Changer & Balancer
2009 Ford Explorer0	11 ½-Ton Floor Jack
2013 Ford Interceptor SUV (2)	Engine Analyzer
2015 Ford Interceptor SUV	Truck Tire Changer
2017 Ford Taurus Interceptor (1)	Small Tools, Welding Rods, Filters
2017 Ford Interceptor SUV	Wiper Blades, Nuts, Bolts
	Spare Tires, Chains, Plow Blades
Fire Truck Fleet:	Battery Chargers (2)
1993 International Tanker	Tap & Dye Set – 1/2” to 1”
1994 Freightliner Pumper	Power Grease Guns w/Attach. (2)
1995 Freightliner Pumper	High-Pressure Washer
2002 International Rescue Truck	Oil Dispenser
2009 Ford F-250 Pick-Up Truck	Transmission Jack
2010 Kenworth Tanker (2)	20-Ton Hydraulic Floor Jack
2010 HME Silverfox Pumper	Porto-Power
2011 HME Silverfox Pumper	Shovels, Rakes, Picks, Brooms
2016 Ford F-250 Pick-Up Truck	Fire and Suction Hose
	18,000 lb. Lift2
Other Vehicles:	A/C Machine
1986 Cat 130G Grader	
1995 Sullair Air Compressor	
2000 Rosco 2-Ton Roll	
2006 Cat 924G Loader	
2006 Cat 143H Grader	
2012 Bobcat S185 skid steer	
2013 Cat 938k Loader	
2013 Chevrolet cargo van (s/w)	
2014 J.D. 410k Backhoe	
2014 Honda Accord (manager’s car)	
2015 Bomag BW177D-5 Roll	

Other Equipment:	Office Equipment:
Sand Screen	Typewriters (3)
Tampers (2)	Electronic Calculators (12)
Chainsaws (5)	Check Meter
One-Way Plows (8)	Binding Machine
Weedwacker	Engineering Size Copier
1995 Sullaire Compress & Attach.	Vaults (2)
Post Driver	Work Stations, desks, Chairs
Cement Driver	File Cabinets, Map Files, Shelving
Water Pumps (5)	Folding Tables & Chairs
Single Wings (8)	Postage Machine & Scale
1965 Flexible Sewer Rodder	Digital Recorders (2)
2018 Freightliner Vactor Sewer Trk.	Till Box
Fisher Plow	Vermont Statutes (3 Sets)
2002 GEM Electric Car	Blueprint Machine
2000 Rosco 2-Ton Roll	Photocopiers (5)
2002 Power Grid 600 Screen	Fax Machines (4)
2003 Cat M316C Excavator	Engineering Supplies & Equipment
2006 Cat 143H Grader	Accuvote Machines (2)
3-Ton Trailer	Network Server
Trailer for Kubota Tractor	PC's (22)
Liquid Calcium Chloride Unit w/	Printers (15)
Storage Tank & Pump	Toshiba Laptop w/Projector & Case
2006 J.D. X475 Mower	Lenova Election Laptop
York Rakes (2)	Conference Tables & Chairs
12-Ton Tilt-Top Trailer	Desktop Paper Cutter
Single Grader Wings (2)	Portable Hole Puncher
2007 J. D. 540 Mower	Laminator
2009 J.D. Zero-Turn Mower	Time Card Machine
2013 J.D. X730 Mower	Cisco Phone System
2-Ton Roll & Trailer	Desk Scanners
Snowmobile Trailer	

<p style="text-align: center;">WAGES & SALARIES PAID TO TOWN OFFICERS AND EMPLOYEES FOR FY 2016 - 2017</p>

Last	First	Department	Wages
Badger	Diane	Electrion/BCA	\$124.80
Bailey	Thomas	DPW	43,251.34
Bailey	Thomas	DPW - OT	2,184.29
Bartlett	Alice	Town Clerk's Office	42,157.45
Beaudin	Benjamin	Recreation Dept.	565.11
Beaudin	Joyce	Assessor;s Office	42,027.41
Beaudin	Justin	Recreation Dept.	3,623.90
Bergeron	Ronald	Electrion/BCA	80.74
Blouin	Tyson	Fire Dept.	63.50
Blow	Jeffrey	Electrion/BCA	79.20
Bolles	Marilyn	Electrion/BCA	84.77
Bonggioliatti	Linda	Electrion/BCA	276.30
Brock	Michelle	EMS	633.75
Brown	Anderson	Fire Dept.	32.50
Brown	Bryan	DPW/Police Dept.	45,632.14
Brown	Bryan	DPW/Police Dept. OT	144.54
Brown	Cara	Electrion/BCA	86.40
Brown	Melissa	Auditing	351.00
Brown	Raymond	Cemetery Dept.	20,056.71
Brown	Raymond	Cemetery Dept. OT	24.39
Brown	Robert C	EMS	11,635.71
Brown	Sheila	EMS	34,618.40
Brown	Sheila	EMS OT	3,127.94
Bugbee	Pearl	Electrion/BCA	716.81
Bugbee	William	Electrion/BCA	835.24
Burke	Austin	Enginneering Dept.	9,315.04
Burke	Margrit	EMS	7,787.96
Cary	Doreen	Electrion/BCA	115.20
Castle	Charles	Electrion/BCA	125.92
Chatot	Roberta	Electrion/BCA	126.72
Cleveland	Kelly	Recreation Dept.	750.00
Coates	Louise	Electrion/BCA	59.14
Coffrin	Dwight	Cemetery Dept.	25,903.64
Collins	David	Fire Dept.	203.00
Comolli	Amanda	EMS	4,808.04
Copping	Nicholas	Police Dept	4,741.15
Corson	James	DPW	49,349.99
Corson	James	DPW - OT	8,118.48
Couture	Richard	Fire Dept.	1,082.00

Crawford	Adam	Fire Dept.	1,423.00
Crowther III	William	Town Clerk's Office	29,897.74
Cullen	Jonathan M	EMS	52,971.04
Danforth	David	EMS	53,211.76
Danforth	David	EMS OT	56,640.77
Daniele	Jeanne	Electrion/BCA	548.70
Day	Christopher	Fire Dept.	6,508.50
Delude	Tracy	Electrion/BCA	54.72
De Prato	Leonardo	Fire Dept.	1,948.50
Dery	Rossignol	Fire Dept.	292.00
Dodge	William	Police Dept.	86,610.15
Dodge	William	Police Dept. OT	21,440.86
Doney	Lynn	EMS	56,920.37
Doney	Lynn	EMS OT	42,194.69
Doyle	Patrick	EMS	45,028.40
Doyle	Patrick	EMS OT	17,622.44
Eaton	Willis	EMS	49,694.06
Eaton	Willis	EMS OT	16,509.17
Flinn	Charlene	Town Manager's Office	8,224.68
Freeman	David	Police Dept.	944.44
Frey	Jacob	Police Dept. OT	22,887.02
Frey	Jacob	Police Dept./ EMS	64,735.57
George	Bonita	Electrion/BCA	475.64
Gillander	Conor	DPW - Summer Maint.	2,494.00
Gioria	Robert	Electrion/BCA	133.63
Gould	Jason	Police Dept.	581.43
Goulet	Justin	DPW - Summer Maint.	4,167.85
Gray	Jason	EMS	26,245.75
Gray	Jason	EMS OT	2,722.27
Hammond	Benjamin	Police Dept.	44,496.99
Hammond	Benjamin	Police Dept.OT	3,489.38
Haskell	Irene	Electrion/BCA	395.70
Hatch	Leanne	EMS	49,439.38
Hathaway	Justin	Fire Dept.	130.00
Heath	Burton	EMS	49,028.54
Heath	Burton	EMS OT	19,424.11
Hinrichsen	Harry	Town Engineer	60,536.57
Hommel	Peter	Municipal Bldg. - Custodial	622.61
Hook	Damian	Police Dept.	60,460.84
Hook	Damian	Police Dept. OT	2,664.72
Hrubovcak	John-Michae	DPW Sewer	50,283.78
Hrubovcak	John-Michae	DPW Sewer OT	11,240.66
Hrubovcak	John-Michae	Electrion/BCA	217.14
Hull	Craig	Fire Dept.	49.50
Hutches	Damian	Fire Dept.	1,074.00

Hutchinson	Joseph	Fire Dept.	2,008.00
Hutchinson	Richard	Fire Dept.	2,046.00
Isabelle	Guy	Electrion/BCA	100.00
Isabelle	Jean-Paul	Electrion/BCA	115.55
Isham	Zachary	Fire Dept.	420.00
Jarvis	Alex	DPW - Summer Maint.	986.25
Jarvis	Joshua	Fire Dept.	10.00
Johns	April	EMS	157.50
Johns	Michael	Fire Dept.	165.00
Kelley	Michael	Fire Dept.	2,000.00
Kelty	Donna	Town Clerk - Treasurer	63,010.09
Kelty	Donna	Electrion/BCA	520.13
King	Wayne	Cemetary Dept.	11,454.38
Klinefelter	Suzanne	Electrion/BCA	65.57
Kolling	Philip	Electrion/BCA	155.14
Krevetski	Devin	EMS	50,528.98
Krevetski	Devin	EMS OT	21,897.11
Kries	Ryan	Fire Dept.	113.00
LaClair	Robert	Electrion/BCA	133.12
LaClair	Robert	Select Board	2,000.00
Lafreniere	Lois	Electrion/BCA	50.40
LaMonda	Christopher	EMS	66,680.38
LaPerle	Justin	Engineering Dept.	6,132.25
LaPerle	Justin	Engineering Dept. OT	371.80
LaPerle	Zachariah	DPW	51,273.96
LaPerle	Zachariah	DPW OT	6,071.62
Lange	John	Fire Dept.	3,666.00
Laughlin	Kyle	Police Dept.	25,447.29
Laughlin	Kyle	Police Dept. OT	2,496.75
Lavigne	Nathan	DPW - Summer Maint.	2,244.07
LeFebvre	Deborah	Town Clerk's Office	36,622.87
LePage	Jesse	DPW	46,626.95
LePage	Jesse	DPW OT	8,844.06
Leu	John	EMS	32,632.55
Livendale	Linda	Electrion/BCA	227.96
Maloney	Christopher	EMS	46,964.32
Maloney	Christopher	EMS OT	22,380.77
Marineau	Emily	Planning & Zoning Office	9,916.10
Martel	Michael	DPW - Admin	53,738.52
Martineau	Joshua	Fire Dept.	3,048.00
Mathews	Diane	Police Dept.	18,418.37
Mathews	Diane	Police Dept. OT	1,064.86
Mayo	John	Fire Dept.	812.00
Mayo	Judith	Electrion/BCA	48.00
Messier	Louis	EMS	60,446.79

Messier	Louis	EMS OT	34,021.17
Metivier	Michael	DPW	49,058.01
Metivier	Michael	DPW OT	727.97
Mitchell II	John	Electrion/BCA	39.52
Mitchell II	John	Select Board	2,825.00
Moore	Connor	DPW - Summer Maint.	2,322.01
Moore	Wendy	Town Clerk's Office	6,424.32
Morin	Louis	Recreation Dept.	10,515.86
Morrison	Steve	Fire Dept.	2,744.00
Morse	Bradley	Fire Dept.	4,275.00
Munsell	Peter	EMS	55,045.35
Munsell	Peter	EMS OT	33,083.54
Munson	Gary	DPW	26,198.67
Munson	Gary	DPW OT	234.01
Munson	Gary	Electrion/BCA	292.49
Murner	Sandra	Electrion/BCA	57.60
Newton	Todd	DPW	24,255.53
Nichols	Cynthia	EMS	1,200.00
O'Brien	Scott	EMS	3,521.75
Otis	Kevin	Fire Dept.	2,346.00
Paquin Jr.	Edward	Electrion/BCA	345.27
Peck	Sidney	DPW	17,312.98
Pelchuck	Brian	DPW	14,645.88
Pelchuck	Brian	DPW OT	581.06
Pelletier	Craig	DPW	49,791.97
Pelletier	Craig	DPW OT	7,046.19
Pellon	Caroline	Electrion/BCA	475.64
Perkins	Jay	Electrion/BCA	582.28
Perry	Charles	Electrion/BCA	120.96
Peterson	Daniel S	EMS	11,874.57
Peterson	Daniel S	EMS OT	513.34
Phelps	John	Fire Dept.	196.50
Pickel	Justin	Health Officer/Animal Control	1,500.00
Pioirier	Gail	Municipal Bldg. - Custodial	11,152.77
Poplawski	Virginia	Electrion/BCA	977.17
Poulin	Nicole	Police Dept.	42,401.45
Poulin	Nicole	Police Dept. OT	14.21
Putney	Brent	Fire Dept.	3,663.00
Rivard	Shirley	Electrion/BCA	574.00
Rogers	Carl	Town Manager	91,186.67
Ronson	Jake	DPW - Summer Maint.	6,365.77
Rossi-Crete	Cameron	DPW - Summer Maint.	3,362.43
Runstein	Richard	EMS	3,350.03
Russell	Paula	Police Dept.	27,618.03
Sanborn	Christopher	Fire Dept.	4,484.00

Smith	William	EMS	3,611.58
Stark	Julia	Electrion/BCA	251.36
Stevens	Michael	Police Dept.	122,811.81
Stewart	Joshua	Fire Dept.	3,859.00
Talley	David	EMS	828.75
Tessier	Brandon	Fire Dept.	3,006.50
Tessier	Rolland	Electrion/BCA	121.44
Tessier	Rolland	Select Board	2,000.00
Tetreault	Richard	DPW - Admin	69,147.47
Thayer	Paul	Police Dept.	70,284.72
Thayer	Paul	Police Dept. OT	9,223.66
Thiel	Kimberly	EMS	5,344.41
Thornton	Marcus	DPW - Summer Maint.	3,920.96
Thurston	Tina	Town Manager's Office	48,876.02
Truedson	Marc	EMS	50,460.80
Truedson	Marc	EMS OT	18,237.71
Tucker	Karie	Police Dept.	17,408.23
Tucker	Karie	Police Dept. OT	3,937.02
Vallerand	Valarie	Electrion/BCA	218.10
Violette	Christopher	Fire Chief/ Planning & Zoning Office	64,636.62
Violette	Emily	Electrion/BCA	50.40
Violette	Shannon	Electrion/BCA	45.60
Walther	Richard	Electrion/BCA	688.41
Walther	Sheila	Electrion/BCA	672.11
Wang	Elaine	Assistant Town Manager	54,446.70
Waters	Diane	Planning & Zoning Office	8,050.00
Wheatley	Peter	DPW	48,487.68
Wheatley	Peter	DPW OT	4,267.47
White	Paul	Electrion/BCA	140.61
White	Paul	Select Board	2,000.00
White	Thomas	Electrion/BCA	34.40
White	Thomas	Select Board	2,000.00
Wilder	Kelly	EMS	46,693.33
Wilder	Kelly	EMS OT	26,310.25
Willett	Christopher	Fire Dept.	11,682.12
Williams	Philip	EMS	3,161.25
Williams	Robert	Fire Dept.	2,430.50
Winter	Jon	Fire Dept.	1,169.50
Witham Jr.	Michael	EMS	6,404.68
Woodard	Michael	DPW	48,708.87
Woodard	Michael	DPW OT	7,167.74
Woodhams	Andrew	Fire Dept.	2,450.00
Woodhams	Charles	DPW	247.00
Ziske	John	Electrion/BCA	432.10
Ziske	Ruth	Electrion/BCA	364.10

TOWN ELECTIONS



- (1) General Election – August 9, 2016
 - (2) Annual Town (Open) Meeting – May 3, 2017
 - (3) Annual Election of Officers & Voting By Australian Ballot – May 9, 2017
-

(1)

GENERAL ELECTION (*Record*)

August 9, 2016

The duly warned Statewide Primary Elections were held on Tuesday, August 9, 2016 at the Barre Town Gymnasium, 7:00 a.m. – 7:00 p.m. The Board of Civil Authority met on Wednesday, August 3, 2016 to update the checklist. All ballots and the checklist were posted in accordance with VSA Title 17 and the Barre Town Charter.

Presiding Officer Donna J. Kely declared the polls open at 7:00 a.m. The primary issue of the day involved political candidates located outside the polling place. Another concern was campaign material continually being left inside the voting booths even though trash receptacles had been strategically placed for disposal. Both items will be discussed at the next BCA meeting. The polls were declared closed at 7:00 p.m.

Democratic Candidates

<u>U.S. Senate</u>	<u>Votes</u>
<i>Cris Ericson</i>	73
<i>Patrick Leahy</i>	486
<i>Write-Ins</i>	17
<i>Spoiled</i>	0
<i>Blank</i>	<u>19</u>
<i>Total</i>	595

<u>Representative to Congress</u>	<u>Votes</u>
<i>Peter Welch</i>	558
<i>Write-Ins</i>	2
<i>Spoiled</i>	0
<i>Blank</i>	<u>35</u>
<i>Total</i>	595

<u>Governor</u>	<u>Votes</u>
Matt Dunne	204
Cris Ericson	3
Peter Galbraith	45
Sue Minter	257
H. Brooke Paige	7
Write-Ins	75
Spoiled	0
Blank	<u>4</u>
Total	595

<u>Lieutenant Governor</u>	<u>Votes</u>
Kesha Ram	78
Shap Smith	244
David Zuckerman	246
Write-Ins	9
Spoiled	0
Blank	<u>18</u>
Total	595

<u>State Treasurer</u>	<u>Votes</u>
Richard M. Dunne	109
Beth Pearce	453
Write-Ins	1
Spoiled	0
Blank	<u>32</u>
Total	595

<u>Secretary of State</u>	<u>Votes</u>
Jim Condos	532
Write-Ins	2
Spoiled	0
Blank	<u>61</u>
Total	595

<u>Auditor of Accounts</u>	<u>Votes</u>
Doug Hoffer	520
Write-Ins	6
Spoiled	0
Blank	<u>69</u>
Total	595

<u>Attorney General</u>	<u>Votes</u>
T.J. Donovan	414
H. Brooke Paige	129
Write-Ins	6
Spoiled	0
Blank	<u>46</u>
Total	595

<u>State Senator</u>	<u>Votes</u>
Francis K. Brooks	328
Ann Cummings	412
Ashley A. Hill	241
Anthony Pollina	331
Write-Ins	62
Spoiled	0
Blank	<u>411</u>
Total	1785

<u>State Representative</u>	<u>Votes</u>
Dottie Ricks	484
Write-Ins	139
Spoiled	0
Blank	<u>567</u>
Total	1190

<u>High Baliff</u>	<u>Votes</u>
Write-Ins	106
Spoiled	0
Blank	<u>489</u>
Total	595

Republican Candidates

<u>U.S. Senate</u>	<u>Votes</u>
Scott Milne	1072
Write-Ins	68
Spoiled	0
Blank	<u>89</u>
Total	1229

<u>Representative to Congress</u>	<u>Votes</u>
Write-Ins	181
Spoiled	0
Blank	<u>1048</u>
Total	1229

<u>Governor</u>	<u>Votes</u>
Bruce M. Lismann	216
Phil Scott	1004
Write-Ins	1
Spoiled	4
Blank	<u>4</u>
Total	1229

<u>Lieutenant Governor</u>	<u>Votes</u>
Randy Brook	1005
Write-Ins	97
Spoiled	3
Blank	<u>124</u>
Total	1229

<u>State Treasurer</u>	<u>Votes</u>
Write-Ins	201
Spoiled	0
Blank	<u>1028</u>
Total	1229

<u>Secretary of State</u>	<u>Votes</u>
Write-Ins	161
Spoiled	0
Blank	<u>1068</u>
Total	1229

<u>Auditor of Accounts</u>	<u>Votes</u>
Dan Feliciano	872
Write-Ins	24
Spoiled	0
Blank	<u>333</u>
Total	1229

<u>Attorney General</u>	<u>Votes</u>
Deborah "Deb" Bucknam	821
Write-Ins	106
Spoiled	0
Blank	<u>302</u>
Total	1229

<u>State Senator</u>	<u>Votes</u>
William "Bill" Doyle	1006
Write-Ins	310
Spoiled	0
Blank	<u>2371</u>
Total	3687

<u>State Representative</u>	<u>Votes</u>
Rob LaClair	864
Francis “Topper” McFaun	962
Write-Ins	56
Spoiled	0
Blank	<u>576</u>
Total	2458

<u>High Baliff</u>	<u>Votes</u>
Marc Poulin	1013
Write-Ins	3
Spoiled	1
Blank	<u>212</u>
Total	1229

Progressive Party Candidates

<u>U.S. Senator</u>	<u>Votes</u>
Write-Ins	5
Spoiled	0
Blank	<u>1</u>
Total	6

<u>Representative to Congress</u>	<u>Votes</u>
Write-Ins	5
Spoiled	0
Blank	<u>1</u>
Total	6

<u>Governor</u>	<u>Votes</u>
Write-Ins	6
Spoiled	0
Blank	<u>0</u>
Total	6

<u>Lieutenant Governor</u>	<u>Votes</u>
Boots Wardinski	0
Write-Ins	6
Spoiled	0
Blank	<u>0</u>
Total	6

State Treasurer

<i>Write-Ins</i>	<u><i>Votes</i></u>
	4
<i>Spoiled</i>	0
<i>Blank</i>	<u>2</u>
<i>Total</i>	6

Secretary of State

<i>Write-Ins</i>	<u><i>Votes</i></u>
	4
<i>Spoiled</i>	0
<i>Blank</i>	<u>2</u>
<i>Total</i>	6

Auditor of Accounts

<i>Write-Ins</i>	<u><i>Votes</i></u>
	5
<i>Spoiled</i>	0
<i>Blank</i>	<u>1</u>
<i>Total</i>	6

Attorney General

<i>Write-Ins</i>	<u><i>Votes</i></u>
	4
<i>Spoiled</i>	0
<i>Blank</i>	<u>2</u>
<i>Total</i>	6

State Senator

<i>Write-Ins</i>	<u><i>Votes</i></u>
	8
<i>Spoiled</i>	0
<i>Blank</i>	<u>10</u>
<i>Total</i>	18

State Representative

<i>Write-Ins</i>	<u><i>Votes</i></u>
	7
<i>Spoiled</i>	0
<i>Blank</i>	<u>5</u>
<i>Total</i>	12

High Baliff

<i>Write-Ins</i>	<u><i>Votes</i></u>
	5
<i>Spoiled</i>	0
<i>Blank</i>	<u>1</u>
<i>Total</i>	6

(2)

WARNING (*and Minutes*) FOR ANNUAL TOWN MEETING

MAY 3, 2017

The legal voters of the Town of Barre are hereby warned to meet at the Barre Town Municipal Building, 149 Websterville Road, Websterville, Vermont, on the 3rd day of May, 2017, at 7:30 o'clock in the evening for a Town Meeting to act on the following articles. Immediately following this meeting, a public hearing will be held on the proposed budgets of the Town which will be voted on by Australian ballot at the annual election on May 9, 2017.

ARTICLE 1. To see if the Town of Barre will vote to pay its real and personal property taxes to the Treasurer in four equal installments as follows:

First installment on August 15, 2017

Second installment on November 15, 2017

Third installment on February 15, 2018

Fourth installment on May 15, 2018

On a motion by William Bugbee, seconded by Paul White, Article 1 was unanimously approved as read.

ARTICLE 2. Shall the homestead property tax payments received from the State be applied pro rata to reduce the amount of each tax installment?

On a motion by Carl Rogers, and seconded by William Bugbee, Article 2 was unanimously approved as read.

ARTICLE 3. To see if the Town of Barre will vote to pay its sewer assessments to the Treasurer in semi-annual installments payable on August 15, 2017 and February 15, 2018?

On a motion by Paul Malone, and seconded by Tom White, Article 3 was unanimously approved as read.

ARTICLE 4. To see if the Town of Barre will vote to authorize the Selectboard to sell real estate belonging to the Town and not needed for Town purposes during the ensuing fiscal year, or change the use of any real property owned by the Town in accordance with the Barre Town Charter, Chapter 6, Section 41?

On a motion by Elaine Wang, and seconded by Paul Malone, Article 4 was unanimously approved as read.

This annual action allows the Selectboard to sell property of the Town without a special election. Charter provisions allow for a process to include public input. A good example is the Wilson Industrial Park.

ARTICLE 5. To hear the Selectboard present the “Wendell F. Pelkey Citizenship & Service Award.”

Moderator Koch turned the floor over to Selectboard Member Jack Mitchell.

This award is presented to an individual for outstanding public service and citizenship. Selectboard member Jack Mitchell read the Resolution.

Bruce M. Mitton was presented with this year’s award. To read about his contributions to Barre Town visit the website (www.barretown.org) or contact the Manager’s Office.

Members of the audience reminisced and told stories of what a great guy Mr. Mitton is, his various escapades at Bulk Trash, involvement with various service clubs, and the East Barre Fire District. Mr. Mitton was presented a plaque and framed resolution.

ARTICLE 6. To transact such other business as may legally come before the Town of Barre.

Resident Paul McGinley spoke to rising costs which include the printing of the budget booklet and public safety expenses. He also noted it was nice to receive the Town Report prior to the budget vote but still wishes it would come sooner. Selectboard Chair White stated the Board is working hard to make this happen.

Dated at the Town of Barre, County of Washington, and State of Vermont, this 28th day of March, 2017.

BARRE TOWN SELECTBOARD

Thomas White

Robert LaClair

Jack Mitchell

Paul White

Rolland Tessier

Attest: Donna J. Kelty, Town Clerk-Treasurer

(3)

WARNING (*and Minutes*) FOR ANNUAL ELECTION OF
OFFICERS AND VOTING BY AUSTRALIAN BALLOT

MAY 9, 2017

The legal voters of the Town of Barre, Vermont, are hereby warned to meet at the Barre Town Middle & Elementary School at the Lower Websterville, Vermont, on the 9th day of May, 2017, at 7:00 o'clock in the forenoon for the annual election and voting by Australian ballot on the articles as hereinafter set forth.

Voting will be by written ballot. The polls will be open from 7:00 o'clock in the forenoon until 7:00 o'clock in the evening.

Copies of the 2017-2018 proposed Town budget are available at the Municipal Building, Websterville; Trow Hill Grocery, Trow Hill; Hannaford's, South Barre; Lawson's Store, Websterville; Quarry Hill Quick Stop, Quarry Hill; Brookside Country Store, East Montpelier Road; Graniteville General Store, Graniteville; and Morgan's East Barre Market, East Barre. The budget booklet is also posted on the Town web site: www.barretown.org; click on "Publications".

ARTICLE 1. To elect all necessary officers for the Town of Barre for the ensuing term commencing May 10, 2017.

Selectboard – 3 year

<i>Bob Nelson</i>	<i>683</i>
<i>Write-Ins</i>	<i>12</i>
<i>Spoiled</i>	<i>4</i>
<i>Blank</i>	<i><u>76</u></i>
<i>Total</i>	<i>775</i>

Selectboard – 2 year

<i>W. John "Jack" Mitchell</i>	<i>663</i>
<i>Write-Ins</i>	<i>6</i>
<i>Spoiled</i>	<i>4</i>
<i>Blank</i>	<i><u>102</u></i>
<i>Total</i>	<i>775</i>

Constable – 1 year

<i>Freeman, David F.</i>	<i>678</i>
<i>Write-Ins</i>	<i>2</i>
<i>Spoiled</i>	<i>4</i>
<i>Blank</i>	<i><u>91</u></i>
<i>Total</i>	<i>775</i>

Moderator – 1 year

<i>Koch, Thomas F. "Tom"</i>	695
<i>Write-Ins</i>	4
<i>Spoiled</i>	4
<i>Blank</i>	<u>72</u>
<i>Total</i>	775

Auditor – 3 year

<i>Charles C. Woodhams</i>	677
<i>Write-Ins</i>	1
<i>Spoiled</i>	4
<i>Blank</i>	<u>93</u>
<i>Total</i>	775

ARTICLE 2. Shall the Town of Barre authorize \$3,505,086 to operate the General Government of the Town of Barre during the ensuing fiscal year commencing July 1, 2017?

<i>Yes</i>	641
<i>No</i>	121
<i>Spoiled</i>	5
<i>Blank</i>	<u>8</u>
<i>Total</i>	775

ARTICLE 3. Shall the Town of Barre authorize \$35,655 from the General Fund towards the operation of the Town cemeteries during the ensuing fiscal year commencing July 1, 2017, said sum to be added to the General Fund authorizations under Article 2 above.

<i>Yes</i>	682
<i>No</i>	80
<i>Spoiled</i>	4
<i>Blank</i>	<u>9</u>
<i>Total</i>	775

ARTICLE 4. Shall the Town of Barre authorize \$2,902,860 for construction and maintenance of the Town Highways and bridges during the ensuing fiscal year commencing July 1, 2017?

<i>Yes</i>	693
<i>No</i>	68
<i>Spoiled</i>	4
<i>Blank</i>	<u>10</u>
<i>Total</i>	775

ARTICLE 5. Shall the Town of Barre authorize expenditure of \$50,000 to the Aldrich Public Library, in addition to \$130,000 included in the General Fund authorizations in Article 2 above?

<i>Yes</i>	493
<i>No</i>	274
<i>Spoiled</i>	4
<i>Blank</i>	<u>4</u>
<i>Total</i>	775

ARTICLE 6 Shall the Town of Barre authorize expenditure of \$16,000 to Central Vermont Home Health & Hospice, Inc.?

<i>Yes</i>	631
<i>No</i>	129
<i>Spoiled</i>	4
<i>Blank</i>	<u>11</u>
<i>Total</i>	775

ARTICLE 7. Shall the Town of Barre authorize expenditure of \$5,500 to Project Independence?

<i>Yes</i>	597
<i>No</i>	155
<i>Spoiled</i>	4
<i>Blank</i>	<u>19</u>
<i>Total</i>	775

ARTICLE 8. Shall the Town of Barre authorize expenditure of \$6,000 to Central Vermont Agency on Aging?

<i>Yes</i>	611
<i>No</i>	145
<i>Spoiled</i>	4
<i>Blank</i>	<u>15</u>
<i>Total</i>	775

ARTICLE 9. Shall the Town of Barre authorize expenditure of \$1,000 to Retired Volunteer Program for Central Vermont?

<i>Yes</i>	603
<i>No</i>	150
<i>Spoiled</i>	5
<i>Blank</i>	<u>17</u>
<i>Total</i>	775

ARTICLE 10. Shall the Town of Barre authorize expenditure of \$2,000 to Circle (formerly known as Battered Women’s Services & Shelter, Inc.)

<i>Yes</i>	<i>600</i>
<i>No</i>	<i>156</i>
<i>Spoiled</i>	<i>6</i>
<i>Blank</i>	<u><i>13</i></u>
<i>Total</i>	<i>775</i>

ARTICLE 11. Shall the Town of Barre authorize expenditure of \$1,500 to People’s Health & Wellness Clinic?

<i>Yes</i>	<i>586</i>
<i>No</i>	<i>169</i>
<i>Spoiled</i>	<i>4</i>
<i>Blank</i>	<u><i>16</i></u>
<i>Total</i>	<i>775</i>

ARTICLE 12. Shall the Town of Barre authorize expenditure of \$2,900 to Central Vermont Adult Basic Education?

<i>Yes</i>	<i>568</i>
<i>No</i>	<i>188</i>
<i>Spoiled</i>	<i>4</i>
<i>Blank</i>	<u><i>15</i></u>
<i>Total</i>	<i>775</i>

ARTICLE 13. Shall the Town of Barre authorize expenditure of \$4,000 to Barre Homecoming Days?

<i>Yes</i>	<i>467</i>
<i>No</i>	<i>286</i>
<i>Spoiled</i>	<i>4</i>
<i>Blank</i>	<u><i>18</i></u>
<i>Total</i>	<i>775</i>

ARTICLE 14. Shall the Town of Barre authorize expenditure of \$1,500 to the Family Center of Washington County’s playgroup, patient education, and family support activities serving Barre Town?

<i>Yes</i>	<i>538</i>
<i>No</i>	<i>213</i>
<i>Spoiled</i>	<i>4</i>
<i>Blank</i>	<u><i>20</i></u>
<i>Total</i>	<i>775</i>

ARTICLE 15. Shall the Town of Barre authorize expenditure of \$7,500 to Barre Senior Center?

<i>Yes</i>	<i>590</i>
<i>No</i>	<i>161</i>
<i>Spoiled</i>	<i>4</i>
<i>Blank</i>	<u><i>20</i></u>
<i>Total</i>	<i>775</i>

ARTICLE 16. Shall the Town of Barre authorize expenditure of \$1,000 to Central Vermont Community Action Council (Capstone)?

<i>Yes</i>	<i>516</i>
<i>No</i>	<i>232</i>
<i>Spoiled</i>	<i>4</i>
<i>Blank</i>	<u><i>23</i></u>
<i>Total</i>	<i>775</i>

ARTICLE 17. Shall the Town of Barre authorize expenditure of \$500 to the Washington County Youth Service Bureau?

<i>Yes</i>	<i>553</i>
<i>No</i>	<i>194</i>
<i>Spoiled</i>	<i>4</i>
<i>Blank</i>	<u><i>24</i></u>
<i>Total</i>	<i>775</i>

ARTICLE 18. Shall the Town of Barre authorize expenditure of \$350 to the Sexual Assault Crisis Team of Washington County?

<i>Yes</i>	<i>604</i>
<i>No</i>	<i>155</i>
<i>Spoiled</i>	<i>4</i>
<i>Blank</i>	<u><i>12</i></u>
<i>Total</i>	<i>775</i>

ARTICLE 19. Shall the Town of Barre authorize expenditure of \$2,500 to the Washington County Diversion Program?

<i>Yes</i>	<i>485</i>
<i>No</i>	<i>254</i>
<i>Spoiled</i>	<i>4</i>
<i>Blank</i>	<u><i>32</i></u>
<i>Total</i>	<i>775</i>

ARTICLE 20. Shall the Town of Barre authorize expenditure of \$1,200 to the Prevent Child Abuse Vermont?

<i>Yes</i>	623
<i>No</i>	133
<i>Spoiled</i>	4
<i>Blank</i>	<u>15</u>
<i>Total</i>	775

ARTICLE 21. Shall the Town of Barre authorize expenditure of \$2,000 to the Vermont Center for Independent Living?

<i>Yes</i>	536
<i>No</i>	203
<i>Spoiled</i>	5
<i>Blank</i>	<u>31</u>
<i>Total</i>	775

ARTICLE 22. Shall the Town of Barre authorize expenditure of \$3,500 to Good Samaritan Haven?

<i>Yes</i>	547
<i>No</i>	206
<i>Spoiled</i>	4
<i>Blank</i>	<u>18</u>
<i>Total</i>	775

ARTICLE 23. Shall the Town of Barre authorize expenditure of \$500 to Good Beginnings of Central Vermont?

<i>Yes</i>	486
<i>No</i>	250
<i>Spoiled</i>	4
<i>Blank</i>	<u>35</u>
<i>Total</i>	775

ARTICLE 24. Shall the Town of Barre establish wages and earnings for the following Town Officers as listed below?

Auditors	-	\$13.00 per hour
Moderator	-	\$75.00 per year
Selectboard members (each)	-	\$2,000 per year

<i>Yes</i>	650
<i>No</i>	99
<i>Spoiled</i>	4
<i>Blank</i>	<u>22</u>
<i>Total</i>	775

ARTICLE 25. Shall the Town of Barre amend Section 6 (b) of the Barre Town Charter (Board of Civil Authority)?

<i>Yes</i>	<i>670</i>
<i>No</i>	<i>73</i>
<i>Spoiled</i>	<i>4</i>
<i>Blank</i>	<i>22</i>
<i>Total</i>	<i>775</i>

ARTICLE 26. Shall the Town of Barre amend Section 6 (e) of the Barre Town Charter (Board of Civil Authority)?

<i>Yes</i>	<i>664</i>
<i>No</i>	<i>74</i>
<i>Spoiled</i>	<i>6</i>
<i>Blank</i>	<i><u>31</u></i>
<i>Total</i>	<i>775</i>

Dated at the Town of Barre, County of Washington, and State of Vermont, this 28th day of March, 2017.

BARRE TOWN SELECTBOARD

Thomas White

Jack Mitchell

Rolland Tessier

Robert LaClair

Paul White

Attest: Donna J. Kelty, Town Clerk-Treasurer

NOT FOR PROFIT REPORTS

ALDRICH PUBLIC LIBRARY

The Aldrich Public Library is a free public library serving Barre City, Barre Town, and their environs. Our mission is to inspire the joy of reading, promote lifelong learning, and strengthen community.

Library Services

June 30, 2017 marked the end of another busy year at the Aldrich Public Library. 129,376 people walked through our doors last year. That's over 400 people per day attending story times, using our computers, finding great reading materials, or gathering with friends and neighbors for one of the many programs held here each week. We've also been bringing the library outside our walls more this year with visits to Barre Town Middle and Elementary School, Barre City Elementary and Middle School, and Spaulding High School to connect students with resources that will support their learning and creativity outside of school. Staff have done trainings and offered programs at the Barre Town Forest, the Barre Farmers Markets, Central Vermont Adult Basic Education, the Barre Area Senior Center, and more.

We upgraded our online and print presence this year with a redesigned website and new monthly newsletters in print and email formats so that you can always stay up-to-date on happenings at your library.

Thanks to several generous grants, we have some great new technology resources available to the public this year. Our conference room now has projection and video conferencing capabilities. Researchers are better able to explore Barre's heritage with a new microfilm reader. And anyone with a creative bent can see their imaginings made real with our new 3D printer.

Library Programs

1,807 adults and 5,984 teens and children attended 401 programs last year at the library. These included our Reading Circle Book Group, Senior Day, Porch Concerts in East Barre, Story Times, Summer Reading programs, teen lock-ins, film screenings, and more. One program of note that returned for its second year in 2017 was Full STEAM Ahead, an afterschool program for 4th and 5th graders that focused on team problem-solving of fun challenges in topics including robotics, coding, and astronomy. This program was supported in its second year by a grant from the Dollar General Literacy Foundation as well as gifts from Merchants Bank and the Barre Kiwanis.

Our Summer Authors program also completed its 19th year in 2017 with visits from ten internationally renowned Vermont authors in genres ranging from cooking and history to literary fiction.

The library's last strategic plan informed our programs and services through the end of fiscal year 2017. We spent the spring of 2017 studying library use and census

data, looking at demographic trends, and gathering community members for focus groups and interviews to learn where you see Barre going in the next three years. That process helped us see new ways for the library to add value to our community as it informed our next strategic plan, available on our website at <http://www.aldrichpubliclibrary.org/wp-content/uploads/2017/12/APL-Strategic-Plan-2018-2020-Final.pdf>.

Building and Grounds Updates

The library's 110-year-old hardwood floors were refinished in the fall of October 2016, just in time before they would have required replacement instead of refinishing. While it required the main library to close for two weeks, we made good use of our York Branch location in East Barre during that time and were happy to welcome Barre City patrons to our outpost in the Town.

Thank You

Over 60% of the library's operating budget each year comes from municipal appropriations approved by you, the voters. Another 20% of our operating budget comes from the tireless fundraising of our Friends, Trustees, and civic groups like the Barre Rotary. Much of our work would not be possible without the incredible efforts of volunteers who contribute over 3,000 hours each year to the library. Whether you support the library by volunteering, donating, voting, or simply visiting, we thank you!

Respectfully,

Sarah Costa, *Library Director*

Main Library, 6 Washington Street, Barre

476-7550

East Barre Branch, 134 Mill Street

476-5118

www.aldrichpubliclibrary.org

BARRE AREA DEVELOPMENT, INC

Barre Area Development is a 501 (c) 6 non-profit corporation established to increase economic opportunities and development in the Barre Area. BADC's mission is broad and includes all activities that support, encourage and improve the general welfare of City and Town inhabitants with the key focus being in the areas of commercial and industrial development, recreation, agriculture, financial assistance, promotion and real estate development and management. The budget for BADC is funded equally by the City and Town. Notable past activities including establishing the Wilson Industrial Park and after selling and locating businesses on the original 13 lot development, BADC assisted the Town in expanding the Industrial Park by building a 40,000-sq. ft. spec building now currently occupied by Highland Sugarworks. BADC assisted the City in establishing its current Tax Increment Financing District and obtaining grant funding for Enterprise Aly. BADC also provides on a regular basis guidance, advice and support to new and expanding businesses in the Barre area, including the identification of available commercial properties for sale or lease.

During the past year, BADC has continued to market the Wilson Industrial Park in Vermont Business Magazine and other outlets, and as part of a new marketing plan for the Barre Area, including the Industrial Park, will follow-up on the recommendations of consultants who are currently engaged. There has been a significant amount activity at the Industrial Park including two new tenants in the former Bombardier building, Tenco and Vacutherm. Additionally, the Owner, Malone Properties, is actively working with other interested parties to meet their needs on that site and that of adjacent property. The exterior fit-up for the former Schwan's building has been completed and it's tenanted by a distributor of commercial doors. New England Excess Exchange is expanding parking at its existing location and is planning a modest office addition adjacent to it. For years, a foundation sat on a lot without building, and based on materials on site, and the Owner looks to commence the construction for a 5,000 square foot building. Nearby, the former Granite City Top Shop is vacant the owner and is marketing the building and site for sale. There has been recent interest and a prospective buyer wants to visit and assess whether it's suitable for an existing light manufacturing operation. BADC has been contacted several times by Highland Sugarworks management to meet their inventory needs, and more recently about expanding its production. The parent company has yet to make any decisions, but it has been advised that there may be some incentives available both locally and at the State level to facilitate growth.

As previously reported, Vermont Creamery was purchased by Land O'Lakes of Minnesota. Based on what has been conveyed, an expansion is still in process of being planned it may result in the addition of 35 to 75 new employees depending on sales growth and the size of new development. If the expansion requires municipal infrastructure upgrades, BADC contacted the applicable State Agency about possible grant funding to meet any needs that result in growth and additional employment. The initial response was positive and supportive.

BADC is recommending to the Town that the two separate covenants for the Industrial Park, for the original BADC development and another for the newer Town owned section, be amended to reflect the current tenancy in the Park and to be consistent with each other and with Town zoning. BADC also recommends that approximately 42 acres in the Park zoned Office Building be zoned as Industrial so that zoning is consistent throughout. At the current time and into the foreseeable future, there is a very limited market for commercial office space, and if there were it can still be accommodated in the industrial zone. The market for the remaining property is likely to be in the food production or light manufacturing or fabrication sectors.

Last year, BADC supported Montesorri School (MSCVT) with the management of its successful redevelopment of the former Knights of Columbus Hall on Pine Hill Road. BADC is still assisting the school on an as needed basis. The School is nearing full capacity and, based on initial demand, is now considering and assessing the viability of establishing an infant care program. This may require more work at its current location.

BADC has commenced a Strategic Planning Process which emphasizes the goals of more visitors to Barre, more residents and more businesses locating in the area. What became immediately apparent at the outset was the necessity of marketing Barre. The progress that we see every day and take for granted is not well recognized outside of Washington County, and the cultural and recreational assets and real estate opportunities here are not as well promoted as they should be, and not in a coordinated message or brand. To this end, BADC has hired the The Imagination Company (TICO) of Bethel, Vermont to work with the Barre community to establish a message and brand and recommend a multi-media marketing campaign to promote Barre. BADC will invite businesses, institutions, non-profit organizations and government officials to meetings with TICO to obtain ideas and feedback so that it may present message and brand options to Barre. Two focus group meetings have been held and two more are being scheduled, which will include Barre Town businesses and those individuals in the Town who are involved in recreation.

In downtown Barre, BADC is focusing on tenancy of storefronts and any project that will continue the revitalization that is ongoing. During the year, a significant project was unveiled for North Main Street that relies on New Market Tax Credits (NMTC) to write down the cost of the project and to make it viable. The availability of NMTCs is based on census tracts, and the location of the project is in a census tract which no longer be eligible for tax credits as of November 1st, 2018. It's still possible that the project can be developed, but it may differ in size and scope of what was originally proposed. When the expiration of NMTCs in one census tract was announced, another arose when the census tract on the westerly side of Main Street and both sides of Route 14 from Prospect Street, stretching from the southern to the northern boundaries of the City, are eligible for the credits. NMTCs can be used not only for real estate development, but also machinery and equipment. As a result, there are opportunities for larger manufacturing firms located in the census tract to take advantage of significant savings that NMTCs could provide. Additional capital investments

“anchors” these businesses to Barre. For this reason, BADC has been contacting businesses that can potentially benefit.

Data from the Vermont Department Taxes for Barre Town show that there was a decrease of - 5.2% in Gross Sales Receipts between fiscal years ending in July for 2017 and 2016, and a decline in retail (taxable) receipts of -4.8%. Statewide, the comparable numbers are up 4.2% and 1.2%. For Barre Town, the labor force numbers or wages based on covered wages reported to the State Dept. of Labor between the 2nd quarters of 2017 and 2016 show that private entities up be a count of one, total covered employment down by 2.9% and average wages at no change. The most notable changes in the labor force were the decline in employment in the manufacturing, mining and construction sectors were in comparison of third quarters of 2017 and 2016. Fiscal year-end figures are not yet available and it's likely there will be an overall decline in the covered workforce with average wages up slightly. State statistics reflect a static economy.

The Board of Directors of BADC thank the Barre Town taxpayers for their support.

Respectfully,
Joel Schwartz, Director

BARRE AREA SENIOR CENTER

The Barre Area Senior Center (BASC) serves adults 50 and older throughout Central Vermont communities. Currently, BASC serves approximately 300 members, most of whom reside in Barre City, Barre Town, and Berlin. The BASC community celebrates its 50th anniversary this year. This year an initiative is under way to increase by 50 our younger membership, 50-year-olds and up. We are calling it “50/50/50”—fifty new members, 50-years-old, in our 50th year.

BASC plays a vital role in supporting our older community members. A requested annual donation of only \$25 provides benefits to members, though everyone is welcome. Our mission is to provide access to programs and resources that help older adults live independently and remain active. We work to meet this mission by offering programs, activities, and events focusing on aspects of healthy aging such as cognitive, physical and social wellbeing. Some of our activities from this past year include Bone Builders; T'ai Chi; yoga; square and line dancing; art studio (collage, print-making and drawing); Mah Jongg; foreign language conversation groups; tax preparation, driver safety, elder financial abuse, and fraud and scams educational workshops; Young at Heart singing group; foot clinics; socials; meals; and health and wellness clinics. We thank our instructors, volunteers, and participants for their dedication in making BASC programs successful.

This summer we welcomed Project Independence into our space following storm to their building. The adult day care was able to continue its planned program of activities designed specifically for its clients here at BASC. When BASC in turn reached out into the community to rehome its programs, we were welcomed by the Aldrich Public Library, the Barre City Buildings & Community Services Department and E.F. Wall & Associates. We have begun to carve inroads to other such programming partnerships in the community, and we were grateful to have been able to offer a yoga class at the First Congregational Church in Berlin this fall.

Our community partners include AARP, the Aldrich Public Library, the American Red Cross, Central Vermont Council on Aging, Central Vermont Home Health & Hospice, Central Vermont Medical Center, Central Vermont Solid Waste Management District, Community of Vermont Elders, First Congregational Church, Jazzercise, Meals on Wheels (City Hotel Cafe), Montpelier Senior Activity Center, Rehab Gym in Barre, RSVP, SASH, UVM, and Vermont Legal Aid.

BASC is very fortunate to have many dedicated volunteers who are the heart of our nonprofit organization. A heartfelt thank you goes out to them, including our very special volunteer Board of Directors: President, Dorothy Neve; Treasurer, Robert Brault; Secretary, Sandi Kirkland; Cathy Harts-horn; John Poeton; and Shirley Raboin. Our part-time staff is composed of Mary Rose Dougherty, Executive Director; Sandy Safford, Receptionist; Jackie Isabelle, Seniors in Motion Instructor.

BASC is an independent 501c3 charitable nonprofit, and as such, it faces continuing financial challenges. BASC relies on donations, fundraisers, voter-approved funding, grants, and monetary gifts for its operating costs. This year, BASC was fortunate to have been awarded a Walmart grant that provided continued support for staff positions and programming initiatives.

The Barre Area Senior Center is open 9:00 a.m. to 3:00 p.m. Monday through Thursday and is open at other times for special events. We invite you to visit and learn more about our programs and services.

Barre Area Senior Center
131 South Main St. #4
Barre, Vermont 05641
(802) 479-9512
www.barreseniors.org

CENTRAL VT ADULT BASIC EDUCATION

~Local Partnerships in Learning~

Central Vermont Adult Basic Education (CVABE) is a community-based non-profit organization serving the adult basic education and literacy needs of Barre Town residents for fifty years.

CVABE serves as central Vermont's resource for free, individualized academic tutoring for individuals (ages 16 – 90+) in:

- Basic skills programs; reading, writing, math computer literacy
- English Language Learning and preparation for U.S. citizenship
- High school diploma and GED credential programs
- Academic skill readiness for work, technical training and/or college

CVABE provides student instruction at six learning centers in central Vermont, including one in downtown Barre. The Barre Learning Center is located at 46 Washington Street, between the Aldrich Library and the Vermont History Center. It includes several welcoming learning rooms (each with computers and internet access) to aid instruction. CVABE staff and volunteers also teach students at the library or other local sites as needed.

Last year, 36 Barre Town residents benefitted from CVAB's free education programs. In addition, 7 volunteers from Barre Town worked with CVABE's professional staff to support our literacy efforts. Teachers instruct students one-to-one and/or in small groups. Each student has a personalized education plan to address his/her learning goals. These goals might include: getting or improving one's job, earning a high school credential, helping one's children with homework, budgeting and paying bills, reading important information, obtaining a driving license, preparing for college, gaining citizenship, and more. As parents gain literacy, their children are twice as likely to grow up literate themselves.

CVABE provides free instruction to 450-500 people annually in its overall service area of Washington, Orange and Lamoille Counties. Nearly all students are low income. It currently costs CVABE \$3,145 per student to provide a full year of instruction. Over 125 community volunteers work with CVABE's professional staff to meet the large need for these services while keeping overhead low.

We deeply appreciate Barre Town's voter-approved past support. This year, your support is again critical to CVABE's free, local education services. Only a portion of CVABE's budget is comprised of state and federal support. Funding is needed each year from the private sector and from the towns and cities we serve, to ensure we can help neighbors who need education for a better life.

For more information regarding CVABE's basic education and literacy instruction for students, or volunteer opportunities contact:

Central Vermont Adult Basic Education
Barre Learning Center
46 Washington Street, Suite 100, Barre, Vermont 05641
(802) 476-4588 • www.cvabe.org

CENTRAL VERMONT COUNCIL ON AGING

Central Vermont Council on Aging is a private, nonprofit organization that is dedicated to the mission of supporting elders and family caregivers in leading self-determined, healthy, interdependent, meaningful and dignified lives in their homes and communities.

For more than 40 years, CVCOA has assisted older Vermonters ages 60 and up to remain independent for as long as possible. We connect the elders in our communities to the network of benefit programs and services that they need to thrive. All services are made available to our clients at no charge without regard to health, income or resources.

Some of the options we make available include:

- Senior HelpLine – (800) 642-5119 – has the answers to hundreds of common questions from elders, families and caregivers.
- Information & Assistance staff counsel elders and families on the many available benefit programs and services, such as 3SquaresVT, seasonal fuel assistance, and more.
- Case Managers work with clients in their homes to assess needs and develop, implement and coordinate individualized long-term care plans.
- Nutrition Services oversee the menu development for home-delivered and community meals and provide the largest source of funding for the 14 meal sites that prepare and deliver these meals.
- State Health Insurance Program (SHIP) provides personalized Medicare counseling, group training, and enrollment assistance for Medicare Part D plans.
- Family Caregiver Support promotes the well-being of the family members who help to make it possible for seniors to remain in their homes.

During the last year, Central Vermont Council on Aging provided one or more of the above services to 91 Barre Town residents. Case Managers, Megan Thomas, Wanda Craig, Marianne Barnett, and Chuck Rhynard are designated to work directly with the seniors in Barre Town. Central Vermont Council on Aging devoted a total of 1,399 hours of service to Barre Town seniors.

All of us at CVCOA extend our gratitude to the residents of Barre Town for their ongoing commitment to the health, independence, and dignity of those who have contributed to making the Central Vermont communities what they are today.

Central Vermont Council on Aging
59 N. Main Street, Suite 200
Barre, VT 05641-4121
Senior HelpLine: 1-800-642-5119

Email: cvcoa@cvcoa.org

Web: www.cvcoa

Phone: 802-479-0531

CENTRAL VT ECONOMIC DEVELOPMENT CORP

For 41 years Central Vermont Economic Development Corporation has remained a driving force for the economic health of the region. Over that history we have played a vital role in the development of businesses throughout the region through financing, real estate development, workforce training and more. We continue this tradition by being the “one-stop-shop” for any business question, serving all of Washington County, plus the towns of Washington, Orange and Williamstown.

In the past year CVEDC staff have worked in our communities to hold Makers Fairs in support of entrepreneurs growing small businesses. We have worked with large and small employers to support workforce development. CVEDC established a revolving loan fund to finance early stage and growing small companies, with a focus on those companies, most likely to create new living wage jobs. We are working with a collaborative of regional communities on a recruitment campaign to find new opportunities. CVEDC is acting proactively to identify those areas where we can create the greatest positive impact for our communities and the businesses that make Central Vermont their home.

Each year we ask for the support of the communities we serve through a request for funding. These monies are leveraged with State and Federal dollars, as well as revenue generated through private sector support, to provide significant business resources at no cost to current and future businesses. We appreciate your support in the past, and look forward to continuing to work with you in the future to build a strong and vibrant regional economy.

Jennifer Surat
Director of Development
Email: jsurat@cvedc.org
Website: www.cvedc.org
Toll Free: (888) 769-2957

CENTRAL VT HOME HEALTH AND HOSPICE

Central Vermont Home Health and Hospice (CVHHH) is a 105 year-old full service, not-for-profit Visiting Nurse Association governed by a local voluntary Board of Directors. Serving the residents of 23 Central Vermont towns in the comfort and privacy of their own homes, CVHHH is committed to providing high quality, medically-necessary home health and hospice care to all Central Vermonters regardless of their ability to pay, geographic remoteness or complexity of health care needs. The agency also promotes the general welfare of local community members with long term care and health promotion activities including flu and pneumonia vaccinations, health screenings, foot care clinics, and international travelers' health and caregiver support. In addition to direct patient care, our hospice program offers comprehensive bereavement services and volunteer training.

<u>Program</u>	<u># of Visits</u>
Home Health Care	6,454
Hospice Care	982
Long Term Care	4,002
Maternal Child Health	80
 Total Visits/Contacts	 11,518
Total Patients	261
Total Admissions	373

Town funding will help ensure CVHHH continues these services in Barre Town through 2017 and beyond. For more information contact Sandy Rousse, President/CEO, or Daniel Pudvah, Director of Development at (802) 223-1878.

CENTRAL VT SOLID WASTE MANAGEMENT DIST.

The Central Vermont Solid Waste Management District serves 19-member cities and towns and approximately 52,000 residents to reduce and manage solid waste. Fred Thumm represents Barre Town on the CVSWMD Board of Supervisors. CVSWMD is committed to providing quality programming, meeting state mandates and providing information and resources to our member communities.

In FY17, CVSWMD provided \$7,363 in School Zero Waste and Lawrence Walbridge Reuse Grants and \$4,534 in Green Up Day Grants to businesses and schools in member municipalities. The Town of Barre received a \$350 Green Up Day Grant. The District invites all member municipalities to apply for an annual non-competitive Green Up Day Grant each spring. Spaulding High School received a Zero Waste Grant of \$1,607 to purchase environmental supplies. Barre received a \$600 Municipal Containers Grant to purchase recycling containers for public spaces.

After 14 years, CVSWMD is no longer in the business of hauling food scraps from schools and businesses in central VT. Our efforts, and those of our partners, kept 12,112 tons of food scraps out of the landfill! In 2017, CVSWMD successfully transitioned all organics hauling routes to Grow Compost of Moretown. CVSWMD will continue to provide resources and technical assistance to businesses to reduce and divert food waste from the landfill to comply with state law.

The District continues to provide award-winning programming, including:

- **Residential Composting:** CVSWMD sells Green Cone food digesters, Soil Saver composting bins and kitchen compost buckets at cost to district residents. CVSWMD also offers free workshops about backyard composting.
- **School Programming:** Our School Zero Waste Program works with all 27 schools in the District, teaching solid waste lessons in classrooms and facilitating the recycling of paint, bulbs, electronics, batteries and more. In FY17, we taught 16 lessons at Barre Town Elementary and Middle School and led one waste audit with students at Spaulding Highschool. School Program Coordinators work with maintenance staff and teachers to help schools compost on site and mentor student groups who lead initiatives toward zero waste in their schools.
- **Special Collections:** In 2017, 9 events were held, in which CVSWMD collected hazardous waste, paint, batteries and fluorescent bulbs.
 - 91 households participated in the Barre Town household hazardous waste collection.

Additional Recyclables Collection Center (ARCC): The ARCC, at 540 N. Main St. in Barre, is open M, W, F noon-6pm and the third Sat. of each month, 9-1pm. The ARCC is a recycling drop-off for over 40 hard-to-recycle materials, cvswmd.org/arcc. Blue bin recyclables are not accepted at the ARCC.

In FY17, 856 residents from Barre Town recycled at the ARCC.

Web Site: CVSWMD posts useful information including what can be recycled, what can be composted, how to dispose of hazardous waste, leaf and yard waste, composting, Act 148, details of our special collections, and an “A to Z Guide” listing disposal options for many materials in the alphabet.



Central Vermont Solid Waste Management District
137 Barre Street, Montpelier, VT 05602 | cvswmd.org | 229-9383

CAPSTONE COMMUNITY ACTION

Since 1965, Capstone Community Action (formerly known as Central Vermont Community Action Council) has served low-income residents of Lamoille, Orange, and Washington Counties and nine communities in Windsor, Addison, and Rutland Counties. We help people build better lives for themselves, their families and their communities. This year, Capstone Community Action served 14,460 people in 8,162 Vermont households through Head Start and Early Head Start, business development, financial education, food shelves and nutrition resources, housing counseling, tax preparation, teen parent education, emergency heating assistance, home weatherization, workforce training, healthcare navigation, and more.

Programs and services accessed by 418 Barre Town households representing 627 individuals this past year included:

- 211 individuals in 102 households accessed nutritious meals and/or meal equivalents at the food shelf.
- 48 households with 114 family members were able to keep heating their homes with help from our Crisis & Supplemental fuel programs as well as other utility costs.
- 1 homeless individual with 1 homeless family member worked with housing counselors to find and retain affordable, safe, secure housing.
- 12 children were in Head Start and Early Head Start programs that supported 11 additional family members.
- 2 pregnant and parenting teens and their children gained literacy skills through our Family Literacy Center.
- 7 households received emergency furnace repairs and 2 household furnaces were replaced at no charge, making them warmer and more energy efficient for residents.
- 6 households were weatherized at no charge, making them warmer and more energy efficient for 18 residents, including 3 seniors.
- 4 people found and maintained reliable transportation with support from the Capstone Transportation Project, including car purchases.
- 13 people attended classes or met one-on-one with a financial counselor to be better able to manage and grow family finances.
- 15 entrepreneurs received counseling and technical assistance on starting or growing a business.
- 94 residents had their taxes prepared at no charge by Capstone's IRS certified volunteers ensuring them all the refunds and credits they were due.

- 10 childcare providers received nutrition education and were reimbursed for the cost of serving nutritious meals and snacks to the 98 children in their care.
- 15 people received information and assistance for signing up for Vermont Health Connect.
- 5 residents received a referral for the Jobs for Independence program. 1 people participated in an intensive 12-week workforce training program for the food service sector.

Capstone thanks the residents of Barre Town for their generous support this year!

Capstone Community Action
20 Gable Place
Barre, VT 05641
(802) 479-1053

CENTRAL VT REGIONAL PLANNING COMMISSION

The Central Vermont Regional Planning Commission is a consortium of 23 towns and cities in Washington County and western Orange County. The Commission provides planning, development, and project implementation assistance to communities. All municipalities in the region are entitled to equal voting representation by a locally appointed member to the governing Board of Commissioners.

2017 Barre Town Activities

- ❖ Updated the Industrial Park web map for BADC.
- ❖ Worked with Planning Commission on an energy plan to increase standing in the Certificate of Public Good process.
- ❖ Reviewed municipal development plan amendments.
- ❖ Conducted outreach on the Winooski River Tactical Basin Plan to incorporate the town's needs.
- ❖ Facilitated site selection for the Stormwater Master Plan.
- ❖ Worked with the Town to draft a Local Hazard Mitigation Plan update, including conducting a Transportation Vulnerability Assessment.
- ❖ Continued work on the manhole inventory to assist with infrastructure maintenance.
- ❖ Supported emergency response and disaster preparedness by creating E911 Service Area maps, assisting with a Local Emergency Operations Plan update, and creating a Tier II facilities (hazardous materials) summary and map.

Regional Commissioner

Byron Atwood

Transportation Advisory Committee

Harry Hinrichsen

CVRPC Projects & Programs

- ❖ *Municipal plan and bylaw updates:* Focus on predictable and effective local permitting through education, bylaw modernization and plan updates.
- ❖ *Brownfields:* Complete environmental site assessments so properties can be sold, developed or redeveloped to benefit the economy, create/protect jobs and increase housing opportunities.
- ❖ *Transportation planning:* Coordinate local involvement in transportation decisions through the Transportation Advisory Committee and provide studies, plans, data collection, and counts.
- ❖ *Emergency planning:* Better prepare our region and state for disasters by coordinating with local volunteers and the state on emergency planning, exercises, and training.

- ❖ *Energy conservation and development:* Foster projects that support energy conservation to save energy and tax dollars and identify opportunities for renewable energy generation.
- ❖ *Natural resource planning and project development:* Implement activities to protect water resources/ supplies, enhance recreational opportunities, maintain the forest products industry, and enhance environmental health.
- ❖ *Regional plans:* Coordinate infrastructure, community development, and growth at the regional level through the development, adoption, and implementation of a regional plan.
- ❖ *Geographic Information System services:* Provide municipalities, state agencies, and regional groups with mapping and data analysis in support of their projects.
- ❖ *Special projects:* Complete special projects, such as downtown revitalization, recreation paths, farmland preservation, economic development, and affordable housing projects.
- ❖ *Grants:* Identify appropriate grant sources, define project scopes, and write grant applications.

The Commission has no regulatory or taxing authority; each year, we request a per capita assessment from our members in support of local and regional planning activities and to help offset costs and provide local matching funds needed for state and federal funding.

Your continued support for local and regional planning is appreciated! CVRPC is your resource -- please contact us at 802-229-0389 or cvrpc@cvregion.com for assistance.

CIRCLE

Circle strives every day to meet the diverse needs of the many victim/survivors who come through our doors. We continue to do a tremendous amount of work during a challenging economy, all the while adhering to stringent program standards to ensure the highest quality of service. A continuing challenge facing Circle is the increasing utilization rate. As you can see from our hotline statistics alone, we are responding to more calls for assistance than ever before, and the nature of these calls, much like people's lives, are becoming more complicated. Throughout the year, Circle staff and volunteer advocates have responded to these increased and complex needs by providing the following services:

- Staff and volunteers responded to 6,071 hot line calls, an increase of 1,095 calls to the previous year.
- Shelter services were provided to 19 women and 15 children for a total of 2,623 bed nights.
- Our prevention based programs in schools reached a total of 40 students during this fiscal year.
- Circle provided community presentations to 399 individuals through the 22 trainings and workshops offered to individuals and professionals in Washington County.
- Advocates provided support to 103 plaintiffs during Final Relief from Abuse Hearings, and assisted 132 individuals file for temporary orders.
- Court Education Program was presented to 197 individuals, and our Court Hour Program, which offers one-on-one support to plaintiffs as they prepare for their final hearings, was offered to 9 individuals.
- Circle held 105 support group sessions, which 19 women attended, and 15 legal clinics.
- Over 1,500 people received direct services from Circle, which are maintained by trained staff and volunteers.
- Our organization continues to rely heavily on the vast support of its many dedicated volunteers; Board Members, Hotline Advocates, and Shelter Support have all contributed 8,010 hours to the work of Circle.

Our services include:

- SHELTER: Emergency Shelter for women and their children fleeing from domestic violence
- SHELTER YOUTH PROGRAM: Available to children staying in shelter
- TOLL FREE CONFIDENTIAL 24-HOUR HOT LINE (1-877-543-9498)

- EMERGENCY, CIVIL and CRIMINAL COURT ADVOCACY
- SUPPORT GROUPS
- PREVENTION EDUCATION OFFERED TO SCHOOLS THROUGHOUT WASHINGTON COUNTY
- EDUCATIONAL PRESENTATIONS and TRAININGS: offered to civic organizations and businesses.
- INFORMATION AND REFERRAL: information about domestic violence and community resources, as well as individualized advocacy and referral to social service, legal, employment, counseling, and housing options.

Our Toll-Free Confidential 24-Hour Hotline is 1 - (877) 543-9498

VT CENTER FOR INDEPENDENT LIVING

Since 1979, The Vermont Center for Independent Living (VCIL) has been teaching people with disabilities and the Deaf how to gain more control over their lives and how to access tools and services to live more independently. VCIL employees (85% of whom have a disability) conduct public education, outreach, individual advocacy and systems change advocacy to help promote the full inclusion of people with disabilities into community life.

We would like to take this opportunity to thank the Barre town voters for approving this allocation enabling us to provide these vital programs to ensure access for ALL residents.

From July 1, 2016 – July 30, 2017 VCIL provided services to 10 Barre town residents. Four of these residents had meals delivered (or dined at the meal site) through our Meals on Wheels (MOW) program for individuals with disabilities under the age of 60. Our Peer Advocate Counselors (PACs) provided one-on-one peer counseling to one resident to help increase their independent living skills and one resident is on the waiting list for a home modification (which is scheduled to start next month) through our Home Access Program (HAP). This particular ramp is being installed on a rental property and is one of the new Q Ramps that VCIL began installing in December 2016. We are very excited at having this as a second option for folks who may not own their own home or need a ramp put in very quickly in order to be released from a nursing home. These ramps are very cost effective allowing us to make our limited dollars go further and in most cases the ramps can be moved to other locations. Four additional residents called our Information, Referral and Assistance (I,R&A) number for information regarding a variety of issues including housing, advocacy and fuel assistance.

VCIL's central office is located in downtown Montpelier and we have five branch offices in Bennington, Chittenden, Lamoille, Rutland and Windham Counties. Our Peer Advocate Counselors and services are available to people with disabilities throughout Vermont. Also, our Windham county office now houses the Vermont Interpreter Referral Service (VIRS) (previously under the VT Center for the Deaf and Hard of Hearing) and provides statewide interpreter referral services for sign language, spoken English and CART services for assignments in medical, legal, mental health, employment, educational, civil and recreational settings.

July, 2016 – June, 2017 **10** residents of **Barre Town** received services from the following programs:

- Meals on Wheels (MOW)
(over **\$2,500.00** spent on meals for residents)
- Home Access Program (HAP)
(Resident on waiting list for ramp)
- Peer Advocacy Counseling Program (PAC)
- Information Referral and Assistance (I,R&A)

*To learn more about VCIL, please call VCIL's toll-free I-Line at:
1-800-639-1522, or, visit our web site at **www.vcil.org**.*

FAMILY CENTER OF WASHINGTON COUNTY

....serving families in Barre Town

The Family Center of Washington County provides services and resources to all children and families in our region. We offer services for children, youth and families, including: Early Care and Education, Children's Integrated Services-Early Intervention, Family Support Home Visiting, Family Supportive Housing Services, Specialized Child Care supports, Transportation, Reach Up and Job Development, Family Works, Child Care Financial Assistance, Child Care Referral, Welcome Baby visits, Strengthening Families Demonstration Project, Parent Education, and Playgroups for children from birth to five. We are grateful for the support shown by the voters of Barre Town. For more information about Family Center programs and services, please visit: www.fcwcv.org.

Among the 198 individuals in Barre Town who benefited from the Family Center's programs and services from July 1, 2016 – June 30, 2017 were:

- *45** families who consulted our Child Care and other Resource and Referral services, receiving assistance in finding child care to meet their needs, answering questions related to child care and child development, and receiving information about other community resources available to them.
- *57** families who received Child Care Financial Assistance.
- *10** licensed and registered child care providers and other support agencies who consulted our Child Care Provider Support services, and received monthly newsletters and training on a wide variety of topics through home visits, conferences, and workshops.
- *15** children and caregivers who participated in our Playgroups. Playgroups are free, open to all families with children birth to five, and have no eligibility requirements. Children have a chance to play with others in a safe, stimulating and nurturing environment. Parents talk to other parents, draw upon each other for support, learn new skills from Playgroup Facilitators and get information about community resources.
- *11** adults and children who participated in Parent Education workshops and related activities for children.
- * 1** child who attended our 4 STARS Early Childhood Education program.
- *41** individuals who were served by one of our Home Visiting services, providing parent and family education and support.
- *12** children and caregivers who received food and household items from our newly created Food Pantry to help supplement their nutritional and basic needs of families we serve.
- * 6** individuals who received Employment Training in our Reach Up Job Development program.

GREEN MOUNTAIN TRANSIT AGENCY

GMTA is the public transportation provider for the northwest and central regions of Vermont, offering a variety of services to the communities in which we serve. GMTA is proud to offer traditional public transportation services like commuter, deviated fixed routes and demand response shuttles, while providing individualized services such as shopping and health care shuttles, Medicaid, Elderly and Disabled services to both urban and rural communities.

GMTA provides essential medical and non-medical transportation service to those who qualify for Medicaid, Elderly and Disabled, non-Medicaid medical, human service and/or critical care health service funds. We offer individual coordinated services for those who qualify and are in need of scheduled rides through GMTA volunteer drivers, special shuttle service or general public routes.

For FY16-17, Barre Town residents were provided special transportation services, totaling 590 rides. Special services offered direct access to:

- Medical treatment
- Meal site programs
- VT Assoc. of the Blind
- Reach Up
- Central VT Substance Abuse
- Prescription and Shopping
- Social and Daily services
- BAART
- Washington County Mental Health
- Vocational Rehabilitation

GMTA also provides traditional general public service directly supporting the increasing demand for affordable commuter and essential daily needs transportation solutions.

In FY17, total statewide GMTA ridership was 333,734. This general public transportation was in addition to Special Service ridership was in addition to Special Service ridership, (above), and is available through a variety of services including:

- Deviated Fixed Routes
- Local Commuter Routes
- Local Shopping Shuttles
- Regional Commuters to Chittenden and Caledonia Counties
- Health Care Shuttles
- Demand Response Service

In addition to shuttle vehicles, GMTA uses an extensive network of Volunteer Drivers to provide coordinated and caring rides throughout our rural service area. Volunteer Drivers are essential in providing cost effective and community driven services, and are the foundation of our special services. Drivers are reimbursed for the miles they drive and provide services under the management of GMTA.

Thank you to Barre Town taxpayers and officials for your continued support of GMT's public transportation service and for your commitment to efficient transportation solutions.

If you are interested in becoming a GMT Volunteer Driver, please contact us at 802-223-7287.

For more information please feel free to contact Chris Loyer, Public Affairs Coordinator at 802-540-2451 or cloyer@RideGMT.com.

GREEN UP VERMONT

Green Up Day marked its 47th Anniversary, with over 22,000 volunteers participating! Green Up Vermont, a nonprofit 501(c)(3) organization, continues to proudly carry on this tradition of Green Up Day. **Green Up Vermont is not a State Agency.** Seventy-five percent of Green Up Vermont's budget comes from corporate and individual donations. People can now choose to donate to Green Up Vermont by entering a gift amount on Line 29 of the Vermont State Income Tax Form. As a result, Green Up Vermont has been able to significantly increase the percentage of individual giving, thus making Green Up Day more stable for the long-term.

With your town's help, we can continue Vermont's unique annual tradition of taking care of our state's lovely landscape and promoting civic pride with our children growing up with Green Up. Our East Montpelier coordinator reports "Green Up Day is an excellent teachable moment for our children." Green Up Day is a day each year when people come together in their communities to give Vermont a spring cleaning! Green Up Vermont also focuses on education for grades K-2 by providing two free activity booklets to schools and hosts its annual student poster design and writing contests for grades K-12. To learn more please visit www.greenupvermont.org.

Support from cities and towns continues to be an essential part of our operating budget. It enables us to cover sixteen percent of the operating budget. All town residents benefit from clean roadsides! Funds help pay for supplies, including over 50,000 Green Up trash bags, promotion, education, and the services of two part-time employees.

**Please help make sure Green Up Day never goes away.
Join with people in your community to clean up for Green Up Day,**

PEOPLE'S HEALTH AND WELLNESS CLINIC

The People's Health & Wellness Clinic has been providing primary health care and wellness education to uninsured and underinsured central Vermont residents who could not otherwise afford these services since 1994.

Our services have always included primary medical care, mental health, body work and other complementary health, diet and nutrition, and vision care. The addition of oral health care to our services – now three days a week - has been extremely well received, but the demand still far outweighs our current capacity. Through two generous grants we were able to purchase a portable x-ray unit for on-site use by our hygienist, which is a huge assist when we make referrals out.

2017 is our seventh year of providing special women's services through the Ladies First program. All female patients receive a complete breast cancer risk factor assessment, and have access to physicals, free mammograms, other diagnostic tests, and coverage for gaps in their insurance.

This past year, we also added a unique tobacco cessation screening program, partnering with the Vermont Department of Health. We have two staff and a clinical volunteer trained in screening, and our Nurse Case Manager is now a certified tobacco treatment specialist.

Finally, we continued to offer navigation services for people needing to sign up for health insurance through Vermont Health Connect for the general public. As of July 1, 2017, however, state funding ended, and we can now only offer this service for our patients.

From July 1, 2016 through June 30, 2017, 38 separate Barre Town residents sought our services in 2016, 25 of whom were new to the Clinic. They required 165 separate patient interactions. They came for 65 full medical visits. We provided 22 case management interactions, 28 medical consults, performed or arranged for 96 diagnostic tests (labs, x-rays, etc.) and provided immunizations and pharmaceutical samples or vouchers 12 times, in addition to writing countless prescriptions. We write none for opioids, and have an active screening program for alcohol and drug use. We had 16 dental visits, resulting in 7 cleanings (prophylaxis), 5 x-rays, and 10 referrals out to participating dentists. 5 people received 21 sessions for chiropractic care, acupuncture, massage therapy, and Reiki. Our navigation services helped 15 individuals 12 of whom successfully obtained health insurance.

Volunteer practitioners are the heart of our service model. In the past year, over 75 volunteers gave over \$77,700 worth of their time serving our patients. Over \$78,400 worth of pharmaceuticals and medical supplies and other services were donated for our patients. We paid \$5,357 for diagnostic testing, and got another \$6,300.21 of tests donated.

We define our primary service area as all of Washington County, plus the Orange County towns of Orange, Washington, and Williamstown, but we do not restrict geographic access, and ended up serving people from 45 Vermont towns. To be eligible for our services, one must not have health insurance (including Medicaid or Medicare), or have a health insurance deductible that is greater than 7.5% of household income, or need services offered by PHWC that are not covered by insurance, and have a household income of less than 400% of the Federal Poverty Level. 86% of our patients had incomes of 185% of the FPL or less.

We are a free clinic, and depend on grants and donations, including from our patients. For more information on our services, to make a donation, or to volunteer, please visit our website at phwcvt.org. Patients are seen by appointment only – call 802-479-1229, Monday through Thursday.

We are grateful to the voters of Barre Town for many years of support for the Clinic, and are very pleased to be able to provide these services to the community. Thank you.

Peter Youngbaer
Executive Director
553 North Main Street
Barre, VT 05641
(802) 479-1229

PREVENT CHILD ABUSE VERMONT

Prevent Child Abuse Vermont (PCAVT) was founded in 1976 and is today a state-wide Vermont not for profit organization working to improve the welfare of children and families.

All PCAVT programs are free to residents of the State of Vermont and are designed to both prevent abuse and encourage intervention at the first opportunity when the risk of abuse is identified.

Our staff of 16 directly worked with almost 14,000 Vermont people in 2017, and impacted over 50,000 through our 8 prevention programs. Our direct work and collaboration with child-serving professionals in education, healthcare and childcare made these impacts possible. PCAVT employees also serve on many national, state-wide and community Prevention boards and councils advising and advocating for the strengthening of families and the protection of children.

In 2017, 117 residents of Barre utilized 5 of our programs, and another 82 were helped through our Vermont Parent's Home Companion publication.

- 20 adults and 31 children participated in our parenting education programs which are a parenting skills building, teaching empathy and child development curriculum or joined a parenting support group which reinforces positive parenting and quickly reduces the likelihood of child abuse.
- 31 childcare providers attended one of our child sexual abuse prevention programs which promotes a health-based understanding of body boundaries, child development, and child sexual abuse prevention practices.
- 16 Spaulding High School students attended a Shaken Baby Syndrome/Safe Sleep/Nurturing Toddlers prevention training to learn how to safely comfort a crying baby, tips for managing their own stress, and the dangers of shaking a baby.
- 4 Barre Town residents participated in our school based Healthy Relationships project training which provides a curriculum training for educators training school staff on child sexual abuse and its preventions, parent engagement tools, and a curriculum to be used with children and adolescents.
- 82 parents of new babies born to Barre Town residents received a copy of our parenting resource guide the Vermont Parents Home Companion, and received training and knowledge on Shaken Baby Syndrome (SBS) prevention through the PCAVT trained nursing staff at Central Vermont Medical Center.
- 15 Barre Town residents called our 1-800-CHILDREN (1-800-244-5373) parents helpline seeking guidance to help a child or family, asking help in making a report of suspected child abuse, or to ask for help in finding resources for themselves and their family.

Our programs increase adult awareness and knowledge, deliver developmentally targeted instruction for children, are trauma-informed, and include victim *and* victimization prevention.

Several PCAVT programs help youth identify those factors that put them at risk for being hurt and for hurting others, as well as developing protective factors and enhancing resilience.

We greatly appreciate the \$1,200 in support we received from the residents of the Town of Barre this past year. It is through the combined financial resources of Town of Barre and other communities, United Ways, businesses and individuals, the State of Vermont, and private foundations that it becomes possible to help so many each year!

For more information about our programs and events please visit www.PCAVT.ORG, or in Vermont call 1-800-CHILDREN (800-244-5373).

PROJECT INDEPENDENCE

Thank you to the residents of Barre Town for their continued financial support. Barre Town's annual donation is deposited into the general fund budget and is applied toward our program expenses. PI served 18 different clients from Barre Town with most attending three - five days per week for fiscal year 2017.

Services Project Independence provides for Barre Town residents include:

- Transportation- round trip
- Showers & hygiene care
- Lunch, breakfast and afternoon snack
- Activities, including games, crafts, outings, entertainment and special events
- RN support with health issues and medications
- Physical therapy support
- Group exercise, designed for their abilities/limitations (varies each day so nobody gets bored)
- Spirituality (representatives from several faiths volunteer their time to offer support for any Participant interested)
- Blood pressure, pulse and weight checks (glucose monitoring when needed)
- Caregiver supports, including a monthly caregiver meeting open to the public (with respite provided for anyone needing to bring their loved one with them)
- Community atmosphere (promotes friendships and involvement in the community)

Project independence participants, families and staff greatly appreciate your donations and thoughtfulness.

Sincerely,
Sarah Crane, RN
Adult Day Supervisor
bclark@pibarre.giffordhealthcare.org

RETIRED SENIORS VOLUNTEER PROGRAM

RSVP engages volunteers in opportunities that improve the healthy futures of Older Vermonters, with a focus on companionship, transportation, and home-delivered meals. Last year RSVP supported twenty-four volunteers from Barre Town, they served at the Aldrich Library, Health Clinics, Senior Centers, RSVP Bone Builders, Tai Chi, The Galley, and the Historical Society. Collectively these volunteers provide 1,759 hours of service to their community.

That service doesn't stop there. RSVP volunteers also process firewood to help people heat their homes. They lead senior exercise classes – like Bone Builders and Tai Chi that help prevent falls, increase mobility, and improve health. RSVP places volunteers in schools, at meal sites, and in hospitals, they help seniors with taxes and serve at many agencies that rely on volunteers to meet their mission.

There is more to volunteering than the outcome achieved in service to others. A recent study by the Corporation for National and Community Service indicates that volunteering provides individual health benefits in addition to social advantages. This research has established a strong relationship between volunteering and health: those who volunteer have lower mortality rates, greater functional ability, and lower rates of depression later in life than those who do not volunteer.

For more information, or to volunteer here in your community, please contact Michael Marchand, RSVP Coordinator, 59 N. Main Street, Suite 200, Barre, VT, 05641, or call 479-1953 or even email MMarchand@cvcoa.org.

RSVP is your invitation to serve. Sponsored by the Central Vermont Council on Aging, it is a national program designed to provide opportunities to individuals who continue to remain actively involved in the life of their community. Our offices are located in Morrisville, Barre, and St. Johnsbury. Visit www.cvcoa.org/rsvp to learn of other opportunities in your community.

Thank you for your support,
RSVP Director
Daniel Noyes
DNoyes@cvcoa.org

SEXUAL ASSAULT CRISIS TEAM

The Sexual Assault Crisis Team (SACT) is a private, non-profit organization that offers free of charge advocacy for female, male, and transgender victims of sexual violence. This advocacy includes emotional support both one on one and groups, 24/7 emergency hotline, legal support, medical and hospital support, emergency overnight shelter support and shelter use for victims/survivors and/or their non-offending family members during the legal process including court, depositions, rape exam recovery, time before or after individual counseling sessions through private therapist, and other times when victims/survivors need a private space or bed for an hour or a day. SACT also provides education regarding all aspects of sexual violence issues for Washington County Schools K-12 and colleges, service groups and other public organizations.

SACT, as is most non-profits, is continuing to face demands on existing resources as it attempts to provide the services needed for female and male shelter residents who maybe leaving behind their homes, belongings and financial resources. These demands include the need for medical assistance, food, and startup costs. Victims and survivors not only look to SACT to provide food, emergency dental and or medical assistance, but also looks to SACT for transportation funds and relocation funds including rent deposits etc. SACT has found its shelter staff may also be required to provide both technical and clinical support to people as they apply for Relief from Abuse orders, complete victim's compensation forms, provide collaborate case management with other service providers, apply for disability and entitlement benefits, and ensure all required notifications have been submitted to continue essential services. SACT works in coalition with other Washington County and State agencies to provide comprehensive services to those seeking assistance. SACT continues its work with Norwich University and the Vermont National Guard Sexual Violence Response Coordinator to ensure returning soldiers, and their family members, who are struggling with sexual violence issues, are offered supportive services in their transition to civilian life. During the 2016 – 2017 reporting period, SACT provided outreach and education to 83% of the Norwich student leaders, and 84% of Norwich's new students, faculty, and staff.

SACT operates using both paid staff and volunteers. During 2016-2017 SACT had 3 full-time advocates, 4 part-time stipend paid hotline staff, and many volunteers. Volunteers and part-time hotline staff are all from local Washington County communities. These dedicated advocates received twenty hours of intense training so they would be able to provide confidential advocacy to victims by responding to hotline calls & subsequently have provided 4380 hours of volunteer services. SACT's training program has been acknowledged as meeting current best practice standards and has been used as a model for the development of similar trainings by other sexual violence programs both within VT and nationwide. During 2016-2017 SACT received 1361 calls for services from 227 individuals. These calls included: crisis calls following sexual assaults, requests for emotional support, hospital advocacy, criminal justice advocacy, information and referral, and requests for education and training. These

requests resulted in 741 units of service being provided. These calls for services were answered by both paid staff and volunteers.

SACT provided shelter for male, female, and transgender survivors of sexual violence. As with all the services provided by SACT, shelter services are offered to both non-offending survivors and their non-offending family members. SACT continues to provide shelter services for male and transgender victims of domestic/sexual violence, which in the past has included returning military personnel. SACT has extended shelter services to special needs victims, primarily those needing a fully accessible facility and which would also allow a non-offending care provider to stay in shelter with the victim/survivor. During the 2016-2017 fiscal year, SACT provided shelter for 43 people for a total of 1410 bed nights.

SACT remains dedicated to providing services to all victims/survivors of sexual violence and remains committed to identifying new needs and then meeting that challenge.

Please do not hesitate to contact SACT for additional information or to make a request for services.

Phone: (802) 476-1388

Email: sactwc@aol.com

24 Hour Hotline: (802) 479-5577

WASHINGTON COUNTY DIVERSION PROGRAM

*Serving the Communities of Washington County including the
Town of Barre for over 40 years.*

Who We Are and What We Do:

The Washington County Diversion Program (WCDP) is a local non-profit that provides an alternative to court for low level offenders in Washington County. WCDP addresses unlawful behavior, supports victims of crime and promotes a healthy community. Diversion is a voluntary, confidential restorative justice option for individuals referred by the State's Attorney. We follow a balanced and restorative justice model that strives to put right the wrongs that have been done and address the needs of all stakeholders, including the victim, the community and those who violated the law, holding the latter accountable in a manner that promotes responsible behavior. Participation is voluntary, but requires individuals to accept responsibility for their unlawful action(s).

WCDP runs five separate programs: Court Diversion, the Youth Substance Abuse Safety Program, the Balanced and Restorative Justice Program, the Tamarack Program (Pretrial Services) and the Driving with License Suspended Program.

Court Diversion:

Diversion is a restorative program for individuals charged with a crime. After the police issue a citation for violating the law, the State's Attorney decides whether to refer the case out of the court system to the Court Diversion program. Participants must take responsibility for their actions and develop a contract with a panel of volunteers through which they repair the harm caused. After successful completion, the State's Attorney dismisses the charges. During Fiscal Year 2017, WCDP's Diversion Program worked with 343 diversion participants. Eighty-four percent of participants who completed the program during Fiscal Year 2017 did so successfully.

Youth Substance Abuse Safety Program (YSASP):

The Youth Substance Abuse Safety Program addresses civil violations of the underage possession of alcohol and marijuana laws. Youth who violate these laws are given the opportunity to participate in YSASP. Participants complete an alcohol and drug screening and are given other educational, remedial, reflective and financial conditions to complete. If the participant completes the conditions the ticket is voided. Those who fail to complete or refuse to participate face a civil ticket which includes a \$300 fine and a 30-day driver's license suspension for the first offence and a fine of not more than \$600 and 90-day license suspension for second and subsequent offenses. During Fiscal Year 2017, WCDP's YSASP Program worked with 231 youth. Ninety-six percent of those who completed the program did so successfully.

Balanced and Restorative Justice Program (BARJ):

These services are provided to youth who are charged with a delinquency, have been adjudicated delinquent or are at-risk for involvement in the juvenile justice system. BARJ services vary depending on each individual youth, but consist of restorative

interventions that reduce and eliminate further involvement in the juvenile justice system such as: restorative panels, restitution services, risk screening, and restorative classes and skills development. During Fiscal Year 2017, WCDP's BARJ Program worked with 101 youth.

Driving with License Suspended:

The Civil DLS Diversion Program serves Vermont drivers whose license remains suspended because of unpaid fines and fees. Upon approval of the Judicial Bureau, a participant's license will be reinstated while the individual follows a payment plan and completes community service and/or an educational program. During Fiscal Year 2017, WCDP's DLS program worked with 64 individuals.

Tamarack:

The Tamarack Program is designed to assist adults with substance abuse and/or mental health treatment needs regardless of the person's prior criminal history record. Participants work with a case manager to access treatment and other resources. The goal of the program is to improve the person's health and reduce future adverse involvement in the justice system. This program began in Washington County during the last quarter of the fiscal year. We received 19 referrals between April 1 and June 30, 2017.

The majority of the folks we serve have complex and chaotic lives. They arrive at Diversion with multiple barriers to success: mental health issues, substance use problems, low educational attainment, poverty and/or homelessness. As a result, our level of engagement and case management has had to increase so that we can connect folks with the resources they need. The town funding we receive from towns like the Town of Barre, allows us to keep offering the level of service we do. Thank you!

We continue to need -- and deeply appreciate -- your support of our work!

Catherine Kalkstein
322 North Main Street, Barre, VT 05641
802.479.1900
Catherine@wcdp-vt.org

WASHINGTON COUNTY YOUTH SERVICE BUREAU BOYS AND GIRLS CLUB

From July 1, 2016 through June 30, 2017, the Bureau provided services to 81 Barre Town youth and family members, including:

- 12 Youths and their Families were assisted by the Country Roads Program that provides 24-hour crisis intervention, short-term counseling, and temporary shelter for youth who have runaway, are homeless, or are in crisis.
- 21 Youths were provided with substance abuse treatment counseling through the Healthy Youth Program. This service includes substance abuse education, intervention, assessments, treatment and positive life skills coaching. Support is also available for families.
- 5 Teens received critical support through the Transitional Living Program that helps homeless youth ages 16-21 make the transition to independent living. This program teaches life skills and budgeting; assists with employment and education goals; and provides direct rent assistance.
- 3 Young man was served by Return House that provides transitional assistance to young men who are returning to Barre City from jail.
- 6 Youths were served through the Youth Development Program, providing voluntary case management services to youths ages 15-22, who are, or have been, in the custody of the State through the Department for Children and Families.
- 34 Community Members were served through the 44th Community Thanksgiving Dinner in Montpelier, which was organized by the Bureau (170 hot meals were delivered to home-bound residents).

The Bureau has, for more than twenty years, requested \$500 from the Town of Barre. Last year's funding request represents a cost of approximately \$6.00 per person served. This is only a small fraction of the cost of the services provided by the Bureau. Most of the services provided to Barre Town residents have involved multiple sessions, counseling services were provided by certified or licensed counselors, and emergency temporary shelter included 24-hour supervision, meals, and transportation.

Referrals to our services come from parents, school staff, other organizations, the VT Department for Children and Families, the VT Department of Corrections, churches, police, and young people themselves. Many are received through our 24 hour on-call crisis service.

The Bureau is a private, non-profit agency. Programs are funded by foundations, state and federal government, donations, towns, Medicaid, private insurance and fundraising activities.

For more information about the Bureau, please contact Kreig Pinkham at 229-9151 or kpinkham@wcysb.org.

OUR HOUSE OF CENTRAL VERMONT

OUR House of Central Vermont is a non-profit Children's Advocacy Center and Special Investigations Unit located in Barre City and serving all of Washington County. OUR House's mission is to provide a safe and supportive setting for child victims of physical & sexual abuse, their non-offending family members, and adult survivors of sexual assault. OUR House (which stands for One Unified Response) implements a multidisciplinary approach to the issue of sexual abuse. We work very closely with the Department for Children and Families, Law Enforcement, the State's Attorney's Office, Washington County Mental Health Services, and other local non-profit organizations to conduct investigations in a child friendly environment. We also offer therapy referral, case management, safety planning, training, and referral services to children and adults. Every town in Washington County has used our services in one way or another in the year of 2016-2017.

Within Washington County:

- OUR House saw 126 cases walk through our door, 103 of those cases were children and 23 were adult cases of sexual assault.
- Within Barre Town, 7 of the cases seen were the result of crimes which happened within the city limits, that led to prosecution.

While it is difficult to monetarily quantify a child abuse investigation, national statistics show that on a per-case basis, traditional investigations were 36% more expensive than CAC investigations. Because of this cost savings, OUR House asks Washington County towns for financial support. OUR House provides its case management tools and law enforcement services free of charge, which in turn removes the need for the towns to directly provide the services themselves.

Rebecca L. Duranleau
Executive Director ~ Forensic Interviewer
O.U.R House of Central Vermont
38 Summer St, Barre VT 05641
(P) 802.476.8825 (F) 802.479.0370

THE GOOD SAMARITAN HAVEN

OUR WORK

Good Samaritan Haven is central Vermont's only homeless shelter, providing housing and services for people experiencing homelessness in our community. The organization operates four emergency shelters in Montpelier and Barre, with a seventy-seven total bed capacity. Good Samaritan Haven offers support services for all guests including housing and employment assistance, case management, and referrals for mental health and addiction. Good Samaritan Haven's PATH (Projects for Assistance in Transition from Homelessness) Program provides services to those experiencing homelessness with serious mental illness and/or a co-occurring substance use disorder.

OUR MISSION

Good Samaritan Haven provides emergency shelter and support services, and offers stability, safety and hope for people experiencing homelessness.

OUR VISION

Good Samaritan Haven is a leader in the systematic and coordinated response to address and end homelessness.

OUR VALUES

- Good Samaritan Haven is a place where people are treated with dignity, compassion, and respect during their time of need.
- Good Samaritan Haven is an advocate for people experiencing homelessness.
- Good Samaritan Haven will work with urgency to reduce homelessness in Central Vermont.

OUR GUESTS (2017)

- 221 people sheltered and supported
- 135 mental health
- 91 physical disability
- 83 drug or alcohol abuse
- 76 chronically homeless (homeless more than one year)
- 57 chronic health condition
- 25 veterans

OUR IMPACT (2017)

- 59 people stably housed
- 11,719 meals served
- 227 people received support services for housing, employment, mental health and addiction
- 113 people found employment, enrolled in an education or training program, or qualified for benefits

REPORT OF SUPERINTENDENT

BARRE SUPERVISORY UNION #61

It is with great pleasure that I write to you on behalf of the students, faculty, staff, and administration of the Barre Supervisory Union. Your schools are exciting, dynamic, and innovative places of learning, and your students are challenged academically and socially as they prepare for college, the workforce, the military, and life after high school. I like to think that we are training – and training well – the next generation of Barre families, business people, tradesmen, and professionals.

One of our major goals in the coming year is to increase and improve communications with all of our stakeholders: from our school families, to the business people, taxpayers, board members, volunteers, and community members who support us. To that end, we will soon be distributing a publication highlighting the work that goes on, daily, in the Barre Supervisory Union as we work together to prepare our students for the challenges that await them. As a team of administrators, teachers, para-educators, and support staff, we are proud of the quality of education we provide, and we are committed to doing so at a “per pupil cost” that is consistently among the lowest in Vermont. Every member of our team, as well as the members of our community who serve on our school boards, works incredibly hard to make this happen.

All across the country we hear that students are leaving high school unprepared for higher education and the workforce, and that industries are struggling to find workers equipped with even the basic skills needed for success. But that’s not the story coming out of Barre. We hear time and again that the level of education our students are receiving is preparing them well for the challenges of the 21st century. But don’t just take my word for it...talk to our graduates; talk to the business owners who hire our students; talk to some parents who’ve watched their kids go on to succeed in college. You’ll quickly see for yourself how well prepared our students really are, and I think you’ll agree that our curriculum and programs are helping our students become collaborative, engaged, articulate, and successful members of the workforce and community.

Whether we’re from Barre City or Barre Town, we all share the same Barre Pride. you have to do is walk down Main Street during the Heritage Festival and you’ll know what I’m talking about. And in true Barre fashion, our schools are also full of pride. You see it in our hallways and classrooms; in our music, art, and drama performances; and most certainly in our athletic programs. So make it a point to come and see us this year. Come to one of our concerts or plays, or join us under the lights some evening for a football game. We think you’ll feel the pride, too.

Thank you for your continued support of our schools and their programs.

Respectfully,

John Pandolfo, Superintendent

BARRE SUPERVISORY UNION DISTRICT #61

120 Ayers Street

Barre, VT 05641

(802) 476-5011 (phone) - (802) 476-4944 (Fax)

www.bsuvt.org

Jacquelyn Ramsey-Tolman

Director of Curriculum

Instruction & Assessment

Lisa Perreault

Business Manager

Donald E. McMahon, M.Ed

Director of Special Services

Diane Stacy

Director of Technology

Sandra Cameron, M.Ed., MOT

Director of Early Education/Act 166 Coordinator

Jaime Evans

Director of Facilities

Lauren May

Interim Early Education Coordinator

Carol Marold

Human Resource Coordinator

SCHOOL DIRECTOR'S REPORT

BARRE TOWN MIDDLE & ELEMENTARY SCHOOL

The 2017-2018 school year began like most others but with some notable changes. This was the first year of contracted bus services with Student Transportation of America (STA). A piece of Vermont legislation, Act 153, required supervisory unions to manage transportation rather than individual school districts such as the Barre Town School District. As a school board we had been receiving waivers from the Agency of Education for the past few years that allowed us to maintain our own system until 2018. During the 2016-17 school year we were having trouble finding bus drivers (a common issue for many Vermont schools) and we were having to cancel bus routes on an almost daily basis. In an effort to provide more reliable transportation services, we requested a cost analysis of moving from owning our buses to moving towards contracting student transportation services with a bussing company. The results of the analysis demonstrated that it is advantageous and cost effective to contract out student transportation.

Thus, during the summer of 2017 BTMES sold the remaining serviceable busses to STA for a total of \$269,000. This money was used to offset current year expenses. Adjusting to life without our own busses has meant building a relationship with STA. Early in the school year the timing of pick-ups and drop-offs by the bussing company caused some delays to both school and family schedules. This was expected as new drivers learned their routes and we worked together with STA to develop an understanding of each other's processes and procedures. BTMES is fortunate to have a dedicated transportation coordinator to help manage this relationship effectively. We continue to iron out any wrinkles or issues while we partner with STA to ensure that our children get to and from school in a safe and timely manner.

The start of the school year was also the beginning of the first year implementing Proficiency-Based Learning in both the elementary and middle schools (Spaulding High School began implementation the prior year). Proficiency-Based Learning or PBL is a key component of flexible and personalized pathways set forth in Act 77 and the State Board of Education's "Education Quality Standards". Vermont public schools must provide students with flexible and personalized pathways for progressing through the grade levels to graduation. As a Board we fielded several questions following the release of the first report cards using PBL. Confusion existed amongst students, parents, and educators; "What does 'B' mean?" and "Should my child be at 'D' now?", and "What does 'X' stand for?". In response to these and other questions and concerns the level and quality of the communications was enhanced and increased to provide more information to families regarding PBL - prior to the end of the second quarter. Second quarter report cards were distributed with very little negative feedback. Although PBL is not fully implemented yet, we recognize that a complete transformation will take time. We are confident in the abilities of the skilled, dedicated and committed educators at BTMES that we will collaboratively and effectively make the transition to PBL.

Act 46 relating to the consolidation of school governance (organization of school boards and provision of services – not consolidation of teachers, staff or students) is a topic that continues to vex and polarize many community members. As you may recall, the community voted not to consolidate in November 2016 resulting in the loss of a 8-cent tax incentive that could have been used to offset tax increases this budget year (a majority of this budget increase is related to covering a \$40 million to \$70 million dollar deficit in statewide education spending). The community was also not just facing a loss of future tax incentives but it was also facing the possibility of being forced by the State Board of Education to consolidate with any school district(s) that it deemed were “good fits”. Facing the possibility of destiny being controlled by an external governing body, the School Board held a community meeting on September 20, 2017 and invited Act 46 experts from the Vermont Agency of Education (AoE) and the Vermont School Board Association (VSBA) to answer community questions and to discuss the various options available to Barre Town. A majority of the folks in attendance voted by a show of hands that the School Board should move forward with another 706 Committee, supporting the school board to continue the conversation of the consolidation of school governance. Subsequently, the School Board voted to move forward with the establishment of a new “706 Committee” to re-examine the possibility of consolidating school governance activities with the Barre City School District. The 706 Committee’s activities will begin in earnest in March 2018. I invite you to stop by and listen in on the Committee’s deliberations.

As I mentioned earlier, this year’s school budget represents an unprecedented increase in the education tax rate at Barre Town. There are several factors that are out of the School Board’s control. A number of actions have been taken at the State level resulting in large property tax increases, not just for Barre Town but across the entire State. The State adjusted its yield value, to account for a \$40 to \$70 million dollar deficit in education spending which was due to the state’s use of one time revenues over the past two years to offset tax increases in those years. Other tax increases were related to a loss of potential health care savings “clawed back” by the State thus reducing anticipated revenue. The State also eliminated Title IIA Grant money for Barre Town which resulted in the School Board having to cover \$135,000 in costs previously covered by grant funds. Additional budget pressures are related to increases in special education costs due to an increase in the number of and magnitude of behaviors that must be managed effectively to ensure that all students have equal access and that their educational needs are consistently being met. Despite the magnitude of these unfunded State mandates on our education spending, we remain one of the lowest in the State (based on an equalized cost per pupil basis). We thank you for your overwhelming support for the education of our children!

The School Board and the Town Select Board continue to work together to transfer ownership of the recreation fields from the school to the Town in anticipation of any future merging of school districts. The school will retain first priority for use of the fields. The school building is aging well and is consistently maintained through the budget and the Capital Improvement Fund. Upgrades to the parking lot and the

pavement surrounding the school as well as a new air conditioner utilized most of the monies in the Capital Improvement Fund.

BTMES students scored generally above the Vermont state average in English Language Arts and Math on the Smarter Balance Assessment Consortium (SBAC). This is the national assessment, beginning in Grade 3 that measures achievement within the expectations of the Common Core State Standards. You can access these results by clicking on “test scores” after you type the following link in your web browser <https://www.schooldigger.com/go/VT/schools/0204000024/school.aspx?t=tbRankings>.

Please continue to contact members of the board with your concerns and questions. Board members’ contact information is listed on the school website at www.btmes.org. To receive updated information on school events, please like us on our Barre Town Middle and Elementary School Facebook page. On behalf of the BTMES School Board we respectfully submit this report.

Sincerely,

Chad A. Allen, Chair

Barre Town Middle and Elementary School, Board of School Director

SCHOOL ELECTIONS

.....



- (1) Barre Town & Barre Town School District General Elections and Special Town Meetings – November 8, 2016
 - (2) Barre Town School District Special Meeting (Revote) – January 31, 2017
 - (3) SUHS District #41 Annual Open Meeting – March 6, 2017
 - (4) Barre Town School District Annual Voting by Australian Ballot – March 7, 2017
 - (5) SUHS District #41 Annual Voting By Australian Ballot – March 7, 2017
 - (6) SUHS District #41 Annual Voting By Australian Ballot – May 9, 2017
-

(1)
WARNING (and Minutes) FOR
BARRE TOWN AND
BARRE TOWN SCHOOL DISTRICT
GENERAL ELECTIONS AND
SPECIAL TOWN MEETINGS
November 8, 2016

The duly warned Annual Barre Town Australian Ballot Meeting was held on Tuesday, November 8, 2016 at the Barre Town Gymnasium, 7:00 a.m. – 7:00 p.m. The Board of Civil Authority met on Wednesday, November 2, 2016 to update the checklist.

Presiding Officer Donna Kelty declared the polls open at 7:00 a.m. The polls were declared closed at 7:00 p.m.

<u>U.S. Presidentive and Vice President</u>	<u>Votes</u>
Hilary Clinton/Tim Kaine	1760
Rocky De La Fuente/Michael Steinberg	22
Gary Johnson/William F. Weld	139
Gloria Lariva/Eugene Puryear	6
Jill Stein/Ajuma Baraka	55
Donald J. Trump/Michael R. Pence	1862
Write-Ins	324
Spoiled	43
Blank	<u>121</u>
Total	4332

<u>Representative to Congress</u>	<u>Votes</u>
Erica Clawson	422
Peter Welch	3511
Write-Ins	33
Spoiled	56
Blank	<u>310</u>
Total	4332

<u>Governor</u>	<u>Votes</u>
Bill “spaceman” Lee	59
Sue Minter	909
Phil Scott	3282
Write-Ins	3
Spoiled	46
Blank	<u>33</u>
Total	4332

<u>Lieutenant Governor</u>	<u>Votes</u>
Randy Brock	2691
Boots Wardinski	72
David Zuckerman	1408
Write-Ins	1
Spoiled	48
Blank	<u>112</u>
Total	4332

<u>State Treasurer</u>	<u>Votes</u>
Murray Ngoima	89
Beth Pearce	3662
Don Schramm	213
Write-Ins	9
Spoiled	47
Blank	<u>312</u>
Total	4332

<u>Secretary of State</u>	<u>Votes</u>
Jim Condos	3660
Mary Alice Herbert	269
Write-Ins	10
Spoiled	50
Blank	<u>343</u>
Total	4332

<u>Auditor of Accounts</u>	<u>Votes</u>
Marina Brown	161
Dan Feliciano	2160
Doug Hoffer	1677
Write-Ins	2
Spoiled	45
Blank	<u>287</u>
Total	4332

<u>Attorney General</u>	<u>Votes</u>
Deborah "Deb" Bucknam	1517
T.J. Donovan	2528
Rosemarie Jackowski	65
Write-Ins	2
Spoiled	45
Blank	<u>175</u>
Total	4332

<u>State Senator</u>	<u>Votes</u>
Francis K. Brooks	1400
Ann Cummings	1695
Michael "Mike" Doyle	1719
William "Bill" Doyle	2539
John "Josh" Fitzhugh	1681
Anthony Pollina	1239
Write-In	12
Spoiled	135
Blank	2576
Total	12996

<u>State Representative</u>	<u>Votes</u>
Rob LaClair	2488
Francis "Topper" McFaun	2945
Dottie Ricks	1228
Write-Ins	7
Spoiled	97
Blank	<u>1899</u>
Total	8664

<u>High Baliff</u>	<u>Votes</u>
Marc Poulin	3395
Write-Ins	21
Spoiled	56
Blank	<u>860</u>
Total	4332

<i>Justice Of The Peace</i>	<i>Votes</i>
<i>Pearl Bugbee</i>	<i>2162</i>
<i>William "Bill" Bugbee</i>	<i>2151</i>
<i>Charles "Chip" Castle</i>	<i>2255</i>
<i>Jeanne Daniele</i>	<i>1863</i>
<i>Tracy Delude</i>	<i>2275</i>
<i>Guy Isabelle</i>	<i>2402</i>
<i>JP Isabelle</i>	<i>2066</i>
<i>Paul Malone</i>	<i>2263</i>
<i>Ed Paquin</i>	<i>1838</i>
<i>Jay Perkins</i>	<i>2200</i>
<i>Virginia "Ginny" Poplawski</i>	<i>2198</i>
<i>Dotty Ricks</i>	<i>2012</i>
<i>Christopher Violette</i>	<i>2749</i>
<i>R. Lee Walther</i>	<i>2162</i>
<i>Sheila M. Walther</i>	<i>2173</i>
<i>Write-Ins</i>	<i>18</i>
<i>Spoiled</i>	<i>765</i>
<i>Blank</i>	<i><u>31425</u></i>
<i>Total</i>	<i>64980</i>

Special Town Meeting

ARTICLE I. Shall the Town of Barre and Websterville Fire District No. 3 merge in accordance with a Plan of Merger adopted by the Selectboard of the Town of Barre on September 20, 2016 and by the Websterville Fire District No. 3?

<i>Yes</i>	<i>2835</i>
<i>No</i>	<i>1064</i>
<i>Spoiled</i>	<i>33</i>
<i>Blank</i>	<i><u>216</u></i>
<i>Total</i>	<i>4148</i>

ARTICLE 2. To see if the Town of Barre will vote to levy a special assessment in accordance with Title 24 Vermont Statutes Annotated, Chapter 87 against all customers of the Websterville Fire District No. 3. Said special assessment to be collected in accordance with a plan entitled "Websterville Fire District No. 3, Special Assessment Plan," dated September 20, 2016 and on file with the Barre Town Clerk?

<i>Yes</i>	<i>2325</i>
<i>No</i>	<i>1374</i>
<i>Spoiled</i>	<i>32</i>
<i>Blank</i>	<i><u>417</u></i>
<i>Total</i>	<i>4148</i>

Special Barre Town School District Meeting

ARTICLE I. Shall the Barre Town School District, which the State Board of Education has found necessary to include in the proposed union school district, join with the Barre City School District, which the State Board of Education has found necessary to include in the proposed union school district, for the purpose of forming a union school district to be named the Barre Unified Union School, as provided in Title 16, Vermont Statutes Annotated?

<i>Yes</i>	<i>1611</i>
<i>No</i>	<i>2108</i>
<i>Spoiled</i>	<i>32</i>
<i>Blank</i>	<i><u>397</u></i>
<i>Total</i>	<i>4148</i>

ARTICLE II. To elect five (5) School Directors to serve on the proposed Barre Unified Union School District from the date of the organizational meeting for the following terms and seats:

<u><i>School Director – for Term Ending March 2018</i></u>	<u><i>Votes</i></u>
<i>David LaCroix</i>	<i>2822</i>
<i>Paul J. Malone</i>	<i>2524</i>
<i>Write-In</i>	<i>26</i>
<i>Spoiled</i>	<i>64</i>
<i>Blank</i>	<i><u>2860</u></i>
<i>Total</i>	<i>8296</i>

<u><i>School Director – for Term Ending March 2019</i></u>	<u><i>Votes</i></u>
<i>Chad A. Allen</i>	<i>3224</i>
<i>Write-Ins</i>	<i>15</i>
<i>Spoiled</i>	<i>32</i>
<i>Blank</i>	<i><u>877</u></i>
<i>Total</i>	<i>4148</i>

<u><i>School Director – for Term Ending March 2020</i></u>	<u><i>Votes</i></u>
<i>Sarah Childs</i>	<i>3195</i>
<i>Write-Ins</i>	<i>16</i>
<i>Spoiled</i>	<i>33</i>
<i>Blank</i>	<i><u>904</u></i>
<i>Total</i>	<i>4148</i>

<u><i>School Director (at large) - for Term Ending March 2020</i></u>	<u><i>Votes</i></u>
<i>Giuliano Ceccninell II</i>	<i>1101</i>
<i>J. Guy Isabelle</i>	<i>2323</i>
<i>Write-Ins</i>	<i>10</i>
<i>Spoiled</i>	<i>55</i>
<i>Blank</i>	<i><u>659</u></i>
<i>Total</i>	<i>4148</i>

Adopted and approved at a meeting of the Barre Town School District held on December 7, 2016. Received for record and recorded in records of BT School District on December 9, 2016.

BARRE TOWN BOARD OF SCHOOL DIRECTORS

Brenda Buzzell	Chad Allen	Kristen McCarthy
Brent Tewksbury	Jay Paterson	

(2)
WARNING (and Minutes) FOR
BARRE TOWN SCHOOL DISTRICT
SPECIAL MEETING (Revote)
BY AUSTRALIAN BALLOT
January 31, 2017

The duly warned Annual Barre Town Australian Ballot Meeting was held on Tuesday, January 31, 2017 at the Barre Town Gymnasium, 7:00 a.m. – 7:00 p.m. The Board of Civil Authority met on Wednesday, November 2, 2016 to update the checklist.

Presiding Officer Donna Kelty declared the polls open at 7:00 a.m. The polls were declared closed at 7:00 p.m.

ARTICLE I. Shall the Barre Town School District, which the State Board of Education has found necessary to include in the proposed union school district, join with the Barre City School District, which the State Board of Education has found necessary to include in the proposed union school district, for the purpose of forming a union school district to be named the Barre Unified Union School District, as provided in Title 16, Vermont Statutes Annotated, upon conditions and agreements.

<i>Yes</i>	<i>482</i>
<i>No</i>	<i>1159</i>
<i>Spoiled</i>	<i>0</i>
<i>Blank</i>	<i><u>0</u></i>
<i>Total</i>	<i>1641</i>

(3)
WARNING (and Minutes) FOR
SPAULDING HIGH SCHOOL DISTRICT #41
ANNUAL OPEN MEETING
March 6, 2017

The legal voters of Spaulding Union High School District #41, which consists of the Barre City School District and the Barre Town School District, Vermont, are hereby warned to meet at the Spaulding High School Library in the City of Barre, Vermont, on Monday, March 6, 2017 at 6:00 p.m. to act on the following articles:

ARTICLE 1. To elect a moderator for a one-year term

The Moderator opened the floor for nominations. Ms. Dawes nominated Tom Koch. Mrs. Kelty seconded the nomination. There were no additional nominees. Nominations were closed.

ARTICLE 2. To elect a clerk for a one-year term

The Moderator opened the floor for nominations. Mr. Rousse nominated Donna Holden. Mr. Herring seconded the motion. There were no additional nominees. Nominations were closed.

ARTICLE 3. To elect a treasurer for a one-year term

The Moderator opened the floor for nominations. Mrs. Kelty nominated Carol Dawes. Mr. Rousse seconded the motion. There were no additional nominees. Nominations were closed.

ARTICLE 4. To elect an auditor: One for a three-year term

The Moderator opened the floor for nominations. Mr. Rousse nominated Lucas Herring for the three-year Auditor term. Mr. Folland seconded the motion. There were no additional nominees. Nominations were closed.

ARTICLE 5. To determine what compensation shall be paid to the officers of the district

On a motion by Ms. Dawes, seconded by Mr. Blakely, it was unanimously voted to adopt the salaries set forth (equal to those adopted in 2016), as compensation paid to the officers of the district:

Moderator:	\$100/year	Tom Koch
Clerk:	\$100/year	Donna Holden
Treasurer:	\$500/year	Carol Dawes
Auditors:	\$100/year	Carl Hilton Van Osdall (2018) Dotty Ricks (2019) Lucas Herring (2020)
Board Members:	\$1,500/year for each	
Board Chair:	\$2,000/year	

ARTICLE 6. Shall the voters of said Spaulding Union High School District #41 vote to authorize its Board of School Commissioners to borrow money, when needed, by the issuance of bonds or notes not in excess of anticipated revenue for the school year, to meet the expenses and liabilities of the school district?

On a motion by Mr. Herring, seconded by Mr. Rousse, it was unanimously voted to adopt Article 6, as presented.

ARTICLE 7. To present and discuss the proposed 2017-2018 budget which will be voted on March 7, 2017

With no one present for presentation and discussion, and hearing no objection, the assembly agreed to waive the presentation and discussion of the 2017-2018 budget.

ARTICLE 8. To do any other business proper to come before said meeting.

There was no discussion.

ARTICLE 9. To adjourn

On a motion by Mr. Herring, seconded by Mr. Rousse, the assembly unanimously voted to adjourn at 6:07 p.m.

ATTEST: Andrea Poulin, Clerk
Spaulding Union High School
District #41

Carlotta Simonds-Perantoni, Chair
David LaCroix, Vice Chair
Joe Blakely, Clerk
Anthony Folland
J. Guy Isabelle
Eddie Rousse
Lucas Herring

(4)
 WARNING (and Minutes) FOR
 BARRE TOWN SCHOOL DISTRICT ANNUAL VOTING
 BY AUSTRALIAN BALLOT
 March 7, 2017

The legal voters of Barre Town School District are notified and hereby warned to meet at the Barre Town Middle & Elementary School at Lower Websterville, Vermont on the 7th day of March, 2017, at 7:00 o'clock in the forenoon to act on all Articles I – VII hereinafter set forth. Voting on all articles will be by written ballot. The polls will open at 7:00 o'clock in the forenoon and close at 7:00 o'clock in the afternoon on March 7, 2017.

ARTICLE 1. (School Budget): Shall the voters of the Barre Town School District approve the school board to expend \$11,994,429, which is the amount the school board has determined to be necessary for the ensuing fiscal year? It is estimated that this proposed budget, if approved, will result in education spending of \$12,054 per equalized pupil. This projected spending per equalized pupil is 1.6% higher than spending for the current year.

<i>Yes</i>	449
<i>No</i>	298
<i>Spoiled</i>	1
<i>Blank</i>	<u>9</u>
<i>Total</i>	757

ARTICLE II. To elect two members to the Barre Town School Board for the ensuing term commencing March 8, 2017 as follows: One Barre Town School District Director for a term of three (3) years. One Barre Town School Director for a term of two (2) years.

Candidates – 3 Year

<i>Farrell, Alice S</i>	618
<i>Write-Ins</i>	11
<i>Spoiled</i>	1
<i>Blank</i>	<u>127</u>
<i>Total</i>	757

Candidates – 2 Year

<i>Hutchinson, Jennifer</i>	627
<i>Write-In</i>	5
<i>Spoiled</i>	1
<i>Blank</i>	<u>124</u>
<i>Total</i>	757

ARTICLE III. To elect a School Director to serve on the Spaulding High School District Board for the ensuing term commencing March 8, 2017. One Spaulding High School Union District Director for a term of three (3) years.

<u>Candidate – 3 Year</u>	
Malone, Paul	576
Write-Ins	21
Spoiled	1
Blank	<u>159</u>
Total	757

ARTICLE IV. To elect a Treasurer for the Barre Town School District for the ensuing year commencing March 8, 2017.

<u>Candidate</u>	
Write-Ins	48
Spoiled	1
Blank	<u>708</u>
Total	757

In accordance with the state law no “write-in” candidate received the necessary 30 votes which and therefore, the Barre Town Treasurer, Donna J. Kelty will be the School District Treasurer.

ARTICLE V. Shall the Town School District pay the following officers; a) School Directors - \$2,000/member/year; b) School District Treasurer - \$1,000/year?

Yes	568
No	169
Spoiled	1
Blank	19
Total	757

ARTICLE VI. Shall the voters of said Barre Town School District vote to authorize its Board of School Directors to borrow money, when needed, by issuance of bonds or notes not in excess of anticipated revenue for the school year, to meet the expenses and liabilities of the school district?

Yes	511
No	232
Spoiled	1
Blank	<u>13</u>
Total	757

ARTICLE VII. Shall Barre Town School District authorize the transfer of \$25,000 to a Capital Reserve Fund?

<i>Yes</i>	<i>570</i>
<i>No</i>	<i>176</i>
<i>Spoiled</i>	<i>1</i>
<i>Blank</i>	<u><i>10</i></u>
<i>Total</i>	<i>757</i>

The legal voters and residents of Barre Town School District are further warned and notified that an informational meeting will be held in the Dining Room at the Barre Town Middle and Elementary School in the Town of Barre on March 6, 2017 commencing at seven (7:00) o'clock in the afternoon (p.m.) for the purpose of explaining the articles to be voted on by Australian ballot.

Adopted and approved at a meeting of the Barre Town School District held on January 18, 2017. Received for record and recorded in records of Barre Town School District on February 3, 2017

BARRE TOWN BOARD OF SCHOOL DIRECTORS
Brenda Buzzell, Chair
Brent Tewksbury, Vice Chair
Chad Allen, Clerk
Kristin McCarthy
Jay Paterson

(5)
WARNING (and Minutes) FOR
SPAULDING UNION HIGH SCHOOL DISTRICT #41
ANNUAL VOTING BY AUSTRALIAN BALLOT
March 7, 2017

The legal voters of the Spaulding Union High School District #41 who are residents of the City of Barre and the Town of Barre, are hereby notified and warned to meet at the Barre City Municipal Auditorium in the City of Barre, on Tuesday, March 7, 2017 between the hours of seven (7:00) o'clock in the forenoon (a.m.) at which time the polls will open and seven (7:00) o'clock in the afternoon (p.m.) at which time the polls will close; and the Barre Town Middle and Elementary School in the Town of Barre, on Tuesday, May 9, 2017, between the hours of seven (7:00) o'clock in the forenoon (a.m.) at which time the polls will open and seven (7:00) o'clock in the afternoon (p.m.) at which time the polls will close, respectively, to vote by Australian ballot upon the following Articles of business:

ARTICLE I.

Shall the voters of the school district approve the school board to expend \$13,439,285 which is the amount the school board has determined to be necessary for the ensuing fiscal year? It is estimated that this proposed budget, if approved, will result in education spending of \$13,428 per equalized pupil. This projected spending per equalized pupil is 4.3% higher than spending for the current year.

<i>Yes</i>	363
<i>No</i>	391
<i>Spoiled</i>	1
<i>Blank</i>	<u>2</u>
<i>Total</i>	757

ARTICLE II.

Shall the voters of the school district approve the school board to expend \$2,925,944 which is the amount the school board has determined necessary for the support of the Central Vermont Career Center for the ensuing fiscal year?

<i>Yes</i>	464
<i>No</i>	287
<i>Spoiled</i>	1
<i>Blank</i>	<u>5</u>
<i>Total</i>	757

The legal voters and residents of Spaulding Union High School District #41 are further warned and notified that an informational meeting will be held in the Library at the Spaulding High School and the Central Vermont Career Center in the City of Barre on Monday, February 29, 2016 commencing at six (6:00) o'clock in the afternoon (p.m.) for the purpose of explaining the articles to be voted on by Australian ballot.

The legal voters of Spaulding Union High School District #41 are further notified that voter qualification, registration and absentee voting relative to said annual meeting shall be as provided in Chapters 43, 51, and 55 of Title 17, Vermont Statutes Annotated.

Adopted and approved at a meeting of the Board of School Directors of Spaulding Union High School District #41 held on January 4, 2016. Received for the record and recorded in the records of Spaulding Union High School District #41 on January 29, 2016.

ATTEST: Donna Holden, Clerk
Spaulding Union High School
District #41

Carlotta Simonds-Perantoni, Chair
David LaCroix, Vice Chair
Joe Blakely, Clerk
Veronica Foiadelli-McCormick
Dottye Ricks
Eddie Rousse
Mark Tatro

(6)
WARNING (*and Minutes*) FOR
SPAULDING UNION HIGH SCHOOL DISTRICT #41
ANNUAL VOTING BY AUSTRALIAN BALLOT
May 9, 2017

The legal voters of the Spaulding Union High School District #41 who are residents of the City of Barre and the Town of Barre, are hereby notified and warned to meet at the Barre City Municipal Auditorium in the City of Barre, on Tuesday, May 9, 2017 between the hours of seven (7:00) o'clock in the forenoon (a.m.) at which time the polls will open and seven (7:00) o'clock in the afternoon (p.m.) at which time the polls will close; and the Barre Town Middle and Elementary School in the Town of Barre, on Tuesday, May 9, 2017, between the hours of seven (7:00) o'clock in the forenoon (a.m.) at which time the polls will open and seven (7:00) o'clock in the afternoon (p.m.) at which time the polls will close; respectively, to vote by Australian ballot upon the following Article of business:

ARTICLE 1.

Shall the voters of the school district approve the school board to expend \$13,372,971 which is the amount the school board has determined to be necessary for the ensuing fiscal year? It is estimated that this proposed budget, if approved, will result in education spending of \$13,347 per equalized pupil. This projected spending per equalized pupil is 3.5% higher than spending for the current year.

<i>Yes</i>	488
<i>No</i>	278
<i>Spoiled</i>	4
<i>Blank</i>	<u>5</u>
<i>Total</i>	775

Adopted and approved at a meeting of the Board of School Directors of Spaulding Union High School District #41 held on March 23, 2017. Received for the record and recorded in the records of Spaulding Union High School District #41 on March 24, 2017.

ATTEST:
Donna Holden, Clerk
SUSH District #41

SCHOOL BOARD DIRECTORS
Paul Malone, Chair
David LaCroix, Vice Chair
Joe Blakely, Clerk
Anthony Folland
J. Guy Iaballe
Eddie Rousse
Tim Boltin

WAGES & SALARIES PAID TO SCHOOL EMPLOYEES

FY 2016 – 2017

(includes only those earning more than \$500)

BARRE TOWN MIDDLE & ELEMENTARY SCHOOL

ADAMS	JOANNE	\$66,190.00
ADSIT	MARIEL	\$50,951.00
AJA	SHERRY	\$60,580.00
ALDRICH	LAURIE	\$16,483.50
ALGER	TINA	\$17,112.50
ALLEN	CHAD	\$2,000.00
ALLEN	GLENDA	\$64,320.00
ALLEN	JANET	\$62,357.00
ANDERSON	MELISSA	\$62,450.00
APFEL	BRIDGETT	\$40,476.28
BAKER	ALEC	\$31,380.44
BALL	LAUREN	\$55,719.00
BASMADJIAN	JESSICA	\$50,951.00
BATTISTONI	HEATHER	\$64,320.00
BATTLES	KRISTA	\$48,333.00
BEAUCAGE	DEBORAH	\$19,598.44
BEAUDOIN	PATRICIA	\$24,343.69
BEEBE	SARAH	\$18,554.58
BELANGER	HOLLY	\$28,704.00
BELISLE	SANDRA	\$45,839.86
BELISLE	KRIS	\$32,136.00
BELISLE	PAUL	\$46,363.20
BENSON	KIM	\$37,349.26
BISSON	DIANE	\$20,292.19
BISSON ROSSI	ANNETTE	\$64,320.00
BLANCHETTE	RAYMOND	\$28,769.81
BOOTH	DONNA	\$23,471.88
BOWERS	MARY	\$64,320.00
BRISTER	JUDE	\$22,200.00
BROWN	MELISSA	\$20,581.25
BULLIS	LORAIN	\$22,443.55
BURNS	JULIE	\$60,580.00
BURROUGHS	AINSLEY	\$40,574.00
BUZZELL	BRENDA	\$1,333.36
CAFFRY	AMY	\$62,450.00
CARPENTER	JAMES	\$58,898.00
CARRIER	JACK	\$66,190.00
CASAVANT	JESSIE	\$16,046.44
CELLEY	LISA	\$60,580.00

CHASE	RICHARD	\$31,096.00
CHENEY	AMBER	\$15,609.38
CIECIERSKI	MOLLY	\$64,320.00
CLAVELLE	STEPHANIE	\$50,951.00
CLEVELAND	LINDA	\$3,385.80
CLEVELAND	KELLY	\$16,483.50
CLEVELAND	RICHARD	\$34,416.14
CODLING	JOANNE	\$20,167.31
COMPO	MARK	\$39,232.25
COOLEY	TAMARA	\$55,719.00
COTE	JENNIFER	\$62,450.00
COUILLARD	DANIEL	\$9,194.25
COURNOYER	NATESSA	\$48,801.00
CRAWFORD STEMPEL	TANYA	\$62,450.00
CURAVOO	LAURALEA	\$64,320.00
DALTON	BARBARA	\$25,462.01
DEAN	VENUS	\$64,320.00
DETWEILER	DAVID	\$28,980.00
DUBOIS	KYLE	\$49,081.00
ELDRED	VERONICA	\$60,580.00
ESTIVILL	GARY	\$27,720.00
FECHER	CALEB	\$5,980.00
FECHER	DIANNA	\$15,609.38
FELD	BENJAMIN	\$60,580.00
FERCH	DAVID	\$64,320.00
GARBACIK	CORRINA	\$17,207.78
GERRISH	KATHRYN	\$15,760.98
GHIRINGHELLI	CHRISTINE	\$27,006.46
GIBBS	MICHAEL	\$43,548.00
GOODRICH	SARAH	\$44,359.29
GRIGGS	SCOTT	\$89,000.00
GROGAN	ALISON	\$60,487.00
HARDING	ALICE	\$42,713.03
HAWLEY	SUSAN	\$14,298.19
HILL	JOHATHAN	\$9,568.00
HILL	SARAH	\$45,622.00
HOLLAND	EMILIE	\$7,381.39
JAMELE	JESSIKA	\$17,207.78
JONES	MAUREEN	\$24,084.69
JONES	LEXA	\$31,919.28
JOYAL	PHILLIP	\$62,450.00
KINGZETT	STEFANIE	\$64,320.00
LAGERSTEDT	LAURA	\$19,997.49
LAPERLE	KELSEY	\$43,753.00
LAWRENCE	SAMANTHA	\$44,033.00
LECOURS	SUZANNE	\$60,580.00
LEEDS	ANNE	\$57,028.00

LEONARD	MATTHEW	\$49,362.00
LINDHIEM	MELISSA	\$62,450.00
LINDLEY	SHELBY	\$53,569.00
LOW	LOUISE	\$51,979.00
LUNT	TINA	\$35,984.00
MACASKILL	PATTY	\$26,061.75
MANGO	DEBRA	\$15,609.38
MARCOTTE	BILLIE	\$10,928.93
MARTEL	DIANNA	\$64,320.00
MATTHEWS	KATHLEEN	\$53,849.00
MAY	LAUREN	\$54,130.00
MCCARTHY	KRISTIN	\$2,000.00
MCCURDY	MICHAEL	\$54,410.00
MCLAUGHLIN	MARY	\$62,450.00
MCLAUGHLIN	ANDREA	\$66,190.00
MEHURON	MARGARET	\$60,580.00
MESSERLI FULLER	WENDI	\$52,821.00
MEYER	DIANNE	\$66,190.00
MILLS	THEODORE	\$42,444.00
MOTT	SARAH	\$25,461.00
MURRAY	TERRIE	\$47,503.30
NYE	JENNIFER	\$93,840.00
OUIMET	VALERIE	\$25,920.00
PALMER	HOLLY	\$37,395.00
PATERSON	JOHN	\$2,000.00
PATOINE	MAURICE	\$37,395.00
PEARCE	BETSY	\$34,216.00
PEARSON	ERICA	\$69,331.00
PELOQUIN	ANN	\$26,690.88
PERKINS	SAMANTHA	\$16,483.50
POPE	MICHAEL	\$46,183.50
PRATT	SUSAN	\$66,190.00
PRITCHARD	JULIA	\$86,519.00
QUINTANILLA	GABRIELA	\$3,588.00
QUINTIN	KELBY	\$6,593.40
RAYNSFORD	ROBERT	\$64,320.00
REISS	ELIZABETH	\$49,081.00
REYES	CHRISTINE	\$10,968.75
RITSCHER	REGINA	\$54,937.70
ROBERTSON	AMY	\$52,260.00
ROBINSON	LORI	\$18,234.84
ROBINSON	DANA	\$33,578.58
ROUSSEAU	MERRIN	\$54,130.00
ROY	JESSICA	\$64,320.00
RUSSELL	JACOB	\$11,990.68
SANBORN	TIMOTHY	\$60,487.00
SAVOY	ROBERT	\$42,016.00

SELL	WENDY	\$17,607.38
SHIPMAN	BARBARA	\$62,450.00
SINGER	LAUREN	\$38,985.00
SINGER	PATRICIA	\$6,000.00
STARR	LEAH	\$57,308.00
STRIDSBERG	JOSEPH	\$42,161.44
SWIFT	SHERYE	\$44,329.48
TAYLOR	TRACY	\$61,135.28
TEWKSBURY	BRENT	\$1,333.36
THOMAS	EMLY	\$50,257.39
THYGESEN	RHONDA	\$21,890.59
THYGESEN	LAURA	\$53,569.00
TREMBLAY	BRITTANY	\$52,821.00
TROMBLY	JENNIFER	\$43,753.00
TROTIER	JACLYN	\$15,398.44
VAN ORMAN	JESSICA	\$60,487.00
VAN VLIET	RACHEL	\$43,753.00
VEREM	MIRZA	\$18,210.66
VIENS	REBECCA	\$43,753.00
WALLER	WILLIAM	\$42,713.03
WALLINGFORD CUSTER	STEPHANIE	\$47,492.00
WHITE	BRENT	\$60,580.00
WOOD	BRITTANY	\$42,163.00
YOUNG	STEVEN	\$35,244.74
YOUNG	PATRICIA	\$64,320.00

**SPAULDING HIGH SCHOOL &
CENTRAL VERMONT CAREER CENTER**

ACCLES	AMY	\$62,450.00
AITHER	LUCAS	\$79,560.00
ALLEN	CHELSEY	\$42,840.00
AUBE	ANDREW	\$62,450.00
BALL	DAVID	\$43,753.00
BEAUREGARD	BOBBIE	\$15,295.80
BENOIT	OLGA	\$57,869.00
BERGERON	SHARON	\$26,383.50
BERNIER	JASON	\$7,699.20
BESSETTE	BRADLEY	\$53,569.00
BETTS	LAURA	\$48,801.00
BICKNELL	ELIZABETH	\$48,547.20
BINGINOT	MATTHEW	\$46,370.65
BLAKELY	JOSEPH	\$1,500.00
BLOW	LINDA	\$36,679.50
BOOTH	MARIA	\$18,561.94
BOOTH	ROBERT	\$43,753.00
BRENNAN	SUSAN	\$66,937.65
BRIZZOLARA	DANIELLE	\$44,594.00
BRYANT	CAITLYN	\$44,594.00
BUCK	LAUREN	\$44,594.00
BUZZI	DAVID	\$65,103.65
CAHILL	PENNY	\$3,850.00
CAOUCETTE	SARAH	\$28,413.00
CAOUCETTE-DE LALLO	CARRIE	\$3,739.50
CAOUCETTE-DE LALLO	CARRIE	\$62,450.00
CAPOBIANCO	JAYSON	\$35,343.66
CARGILL	LANCE	\$46,800.00
CARPENTER	JESSICA	\$60,425.65
CARTER	ERIN	\$58,336.65
CARTER	NORMAN	\$62,450.00
CHAMBERLIN	PENNY	\$98,920.00
CHAMBERS	SCHUYLER	\$16,640.75
CHAP	SARAH	\$50,390.00
CHICKERING	SUSAN	\$66,945.00
CLARK	WENDY	\$46,188.00
CLICHE	ARNOLD	\$42,203.20
CLOUATRE	EMILY	\$16,464.76
CLOUTIER	CHERYL	\$11,664.00
COLEMAN	ELISHA	\$52,540.00
COOPER	GAIL	\$37,966.50
COULTAS	STEVEN	\$63,066.34
CRAWFORD STEMPEL	COLIN	\$50,951.00

CROSS	CHRISTEL	\$27,698.24
CURRIER	CHRISTINA	\$43,753.00
CURRIER	WENDY	\$30,969.40
DEELEY	CHRISTINA	\$35,591.87
DERNER	JASON	\$70,000.00
DESMARAIS	GERALD	\$71,886.65
DESSUREAU	ANDRE	\$51,625.60
DEWEY	BRANDI	\$38,985.00
DRISCOLL	SHAUN	\$89,671.38
DUFRESNE	JEAN	\$21,548.80
DUNLAP	DANIELLE	\$29,106.00
DUNLEA	RYAN	\$52,540.00
DURKEE	RUTH	\$49,920.00
EATON	BRENDAN	\$43,753.00
ELGOOD	REBECCA	\$51,979.00
ECTEAU	AMY	\$24,581.25
FERLAND	JAMES	\$71,320.95
FIFIELD	MARY	\$21,898.46
FITZGERALD	HAYLEY	\$29,106.00
FLINN	EMILY	\$12,196.80
FORTIER	NORMAND	\$14,263.50
FRANKS	CATHERINE	\$53,101.00
FRATTINI	NORMAN	\$40,227.20
FRITJOFSON	KENNETH	\$58,898.00
FULLER	KATHLEEN	\$66,937.65
GARDNER	KATHERIN	\$47,492.00
GARLAND	AMANDA	\$54,130.00
GAUDREAU	MARY	\$43,753.00
GRAHAM	EMILY	\$68,769.00
GRAY	MARILYN	\$13,368.56
HEBERT	LORI	\$58,898.00
HERRING	LUCAS	\$1,375.00
HOFFECKER	HEIDI	\$7,350.00
HOFFMAN	RY	\$64,320.00
IMBURGIO	MANDY	\$12,126.28
IMBURGIO	MANDY	\$27,121.50
ISABELLE	J.	\$1,500.00
JANKOWSKI	KATIE	\$50,951.00
JOHN	LUCAS	\$27,720.00
KELLEY	STEPHEN	\$50,951.00
KISHISHITA	YOKO	\$55,719.00
KOSTRENCIC	ELIZABETH	\$10,621.63
KULIS	JESSICA	\$57,869.00
LACROIX	DAVID	\$1,500.00
LAFRANCIS DURRELL	MICHELLE	\$60,767.00
LAPOINT	DOUGLAS	\$68,769.00
LAVIGNE	KEVIN	\$36,795.20

LEENE	PATRICK	\$43,753.00
LESSARD	DONALD	\$48,422.40
LESSLEY	SHANNON	\$66,843.65
LEWIS	JOHN	\$66,190.00
LIFF	CHRIS	\$61,986.00
LONG	CLIFTON	\$62,450.00
LUSSIER	BRANDY	\$5,781.03
LUSSIER	BRANDY	\$23,359.70
LYFORD	JEREMI	\$43,753.00
MACRITCHIE	CINDY	\$43,753.00
MANCHESTER	LIESEL	\$36,959.74
MARINEAU	KARINE	\$62,637.00
MASSUCCO	JAMES	\$9,157.50
MAXEY	KARA	\$4,320.00
MCKINSTRY	BETH	\$22,102.84
MCKINSTRY	STEPHEN	\$37,395.00
MCSHEFFREY	KRISTINE	\$43,753.00
MCSWEENEY	D THOMAS	\$68,769.00
MERRIAM	PATRICK	\$75,114.00
MILLER	BRADFORD	\$49,362.00
MIRANDA-O'NEILL	MYRNA	\$64,226.00
MISHKIT	SAMANTHA	\$43,753.00
MOORE	ALAN	\$6,706.93
MOORE	BENJAMIN	\$55,719.00
MORAN	CHRISTOPHER	\$62,450.00
MORRIS	LARRY	\$42,224.00
MUNROE	ADAM	\$39,265.00
NDIONE	MOHAMADOU	\$28,413.00
NICHOLSON	DAVID	\$73,740.00
NISHBALL-WILLIAMS	BETH	\$62,450.00
NOYES	LOLA	\$53,569.00
NUTTER	CYNTHIA	\$6,300.00
O'CONNOR	LOUISE	\$36,150.40
O'DELL-SHIPE	HEATHER	\$2,253.51
OLSEN	STEPHANIE	\$14,652.00
O'NEILL	MICHAEL	\$20,520.00
OWEN	CATHERINE	\$525.00
PARKER	LANCE	\$28,413.00
PARKER	JAYNE	\$66,190.00
PARSONS	PAUL	\$38,592.42
PETERSON	LINDSAY	\$42,087.60
PETRARO	PATRICIA	\$28,164.25
POLLARD	JOSEPH	\$35,339.20
PORTELANCE	MARGARET	\$66,190.00
POST	GREGORY	\$4,500.00
PRENTICE	JULIE	\$17,094.00
PUTNAM	DONNA	\$19,169.28

RANSOM	NANCY	\$16,727.91
REARDON	MARY	\$53,569.00
REILLY	KIRSTIN	\$53,813.00
REYMORE	GERARD	\$66,190.00
RICHARDSON	KIM	\$53,569.00
RITZO	MARIE	\$62,450.00
ROUSSE	EDMOND	\$1,500.00
SALDI	ANGELLA	\$54,111.00
SARGENT	ROBERT	\$8,671.88
SCHARNBERG	CRISTINA	\$62,085.00
SCOTT	WILLIAM	\$60,580.00
SENECAL	LINDA	\$11,141.55
SENG	STEFANIE	\$43,005.00
SHEDD	JOAN	\$13,368.56
SIMONDS PERANTONI	CARLOTTA	\$2,000.00
SINGER	DONALD	\$98,517.27
SKIDMORE	KIARA	\$4,326.53
SMITH	PAMELA	\$42,724.00
SMITH	CHRISTINE	\$62,637.00
SOUTAR	MARCIA	\$27,748.80
STITELY	DOUGLAS	\$14,796.30
STRONG	BARBARA	\$62,637.00
THEMISTOCLES	LYNNE	\$20,348.68
THOMPSON	CLIFTON	\$40,440.40
TOSI	ALICIA	\$58,898.00
TOZZI	WAYNE	\$57,028.00
TREPANIER	JAN	\$25,367.20
VIDAL	HOLLI	\$30,720.00
VIOLETTE	MYA	\$58,898.00
WATERHOUSE	BRENDA	\$96,900.00
WELCH	ANTHONY	\$35,443.20
WETZEL	SANDRA	\$55,719.00
WHALEN	MICHAEL	\$43,272.68
WIGREN	ELIZABETH	\$47,212.00
WILLARD	JESSE	\$43,753.00
WILLEM	TRACY	\$30,276.40
WINSTON	JONATHAN	\$32,400.00
WOOD	CHRISTOPHER	\$40,574.00
YOUNG	ASHLEY	\$4,560.00
YOUNG	WILLIAM	\$16,580.08
ZANLEONI	CHERYL	\$27,985.92

BARRE SUPERVISORY UNION

AJANMA	EMMANUEL	\$32,975.56
ALLEN	JOSHUA	\$35,464.00
ASELTINE	CONNIE	\$47,017.36
BABIC	LESLIE	\$36,641.02
BAKER	ANN	\$35,360.00
BOUSQUET	TAMARA	\$1,000.00
CAMERON	SANDRA	\$77,609.00
DEMERS	LAUREN	\$42,536.00
DUNLEA	ASHLEY	\$32,465.42
EMMONS	MICHAEL	\$35,464.00
EVANS	JAMIE	\$72,000.00
GIBSON	DEBORAH	\$34,256.04
GILBERT	TINA	\$42,896.42
GONYAW	MEGAN	\$2,484.00
GRAY	JOHN	\$54,355.00
HEALY	MICHAEL	\$6,750.00
HURWITZ	LISA	\$31,102.50
KOGUT	LINDA	\$79,727.28
LAPERLE	PHILIP	\$51,868.00
LEMIEUX	CINDY	\$45,848.14
MAROLD	CAROL	\$51,000.00
MCCRAW	RICHARD	\$88,740.00
MCMAHON	DONALD	\$96,428.00
PANDOLFO	JOHN	\$117,300.00
PAPINEAU	LINDA	\$35,283.82
PERREAULT	LISA	\$81,600.00
POITRAS	DAWN	\$55,147.00
SCHMALZ	MELINDA	\$45,846.40
SELL	JOHN	\$25,896.00
SMITH	DANIEL	\$32,136.00
STACY	DIANE	\$75,325.00
STALLING	ROBERT	\$42,536.00
WARK	PAMELA	\$47,288.80
WELLS	SANDRA	\$13,324.80
WING-ALBERGHINI	LINI	\$24,975.72
YOUNG	ARTHUR	\$38,720.00

BARRE TOWN SCHOOL DISTRICT FY19 BUDGET EXPENSE SUMMARY

Function	Description	FY18 Budget	FY18 Actual	FY17 Budget	FY17 Actual	FY18 Budget	FY19 Budget
	Shared Services		\$53,907		\$15,547		
1100-00	Preschool Services	\$378,361	\$332,302	\$441,139	\$443,092	\$449,712	\$421,858
1101-00	Regular Program Instruction	\$3,726,661	\$3,516,353	\$3,712,575	\$3,738,223	\$3,815,163	\$3,899,907
1100-01	Lunch/Recess Supervision	\$42,538	\$37,760	\$36,354	\$35,810	\$37,110	\$35,110
1100-01	Art	\$115,962	\$79,790	\$90,442	\$93,336	\$96,201	\$97,698
1100-02	English Second Language	\$35,769	\$34,202	\$36,897	\$35,568	\$37,845	\$37,423
1100-03	Foreign Language	\$65,202	\$66,047	\$67,636	\$68,225	\$71,267	\$70,406
1100-04	Family Consumer Sciences	\$85,703	\$40,410	\$45,221	\$42,980	\$46,066	\$46,759
1100-05	Physical Education	\$169,845	\$178,201	\$188,936	\$168,594	\$174,742	\$175,899
1100-06	Instructional Music	\$137,474	\$138,745	\$146,725	\$149,503	\$149,503	\$142,431
1100-07	Enrichment	\$51,933	\$58,735	\$62,284	\$64,012	\$65,589	\$66,512
1100-11	Technology Education	\$38,538	\$21,251	\$45,280	\$46,328	\$45,765	\$34,313
1410	Co-Curricular	\$65,684	\$73,172	\$66,600	\$78,401	\$70,100	\$69,600
2120	Guidance	\$171,643	\$145,508	\$152,532	\$150,427	\$153,311	\$153,542
2130	Health Services	\$148,987	\$202,798	\$160,475	\$159,960	\$159,683	\$166,694
2140	Psychological Services	\$100,182	\$193,236	\$101,901	\$103,964	\$115,548	\$93,696
2190	Other Support Services	\$12,256	\$12,030	\$13,880	\$12,281	\$12,139	\$16,058
2210	Curriculum Services	\$15,500	\$17,816	\$18,500	\$58,573	\$75,617	\$133,500
2220	Library Services	\$145,080	\$146,381	\$162,215	\$150,862	\$159,454	\$132,189
2225	Technology	\$184,622	\$146,666	\$150,000	\$149,397	\$135,500	\$135,500
2310	Board of Education	\$224,463	\$130,932	\$101,000	\$94,449	\$97,100	\$93,600
2321	Office of the Superintendent	\$445,408	\$445,408	\$445,408	\$445,408	\$579,886	\$649,631
2410	Principal's Office	\$585,238	\$598,109	\$594,101	\$586,428	\$605,102	\$602,898
2523	TAN Interest Expense	\$30,000	\$35,607	\$24,000	\$34,817	\$32,000	\$32,000
2574	Copy Center	\$63,928	\$59,696	\$63,572	\$69,202	\$66,551	\$85,785
2600	Plant Operation/Maintenance	\$1,079,656	\$1,097,867	\$1,073,986	\$1,164,137	\$1,109,995	\$1,112,524
2711	Field Trip Transportation	\$505,439	\$780,677	\$639,491	\$518,911	\$532,137	\$250,000
2711	Transportation Assessment	\$102,938	\$101,634	\$91,730	\$91,728	\$0	\$0
5100	Long Term Debt Service	\$10,000	\$10,000				
5200	Transfers to other Funds						
5400	Prior Year Expense						
	Regular Ed Total	\$8,717,990	\$8,753,260	\$8,634,792	\$8,748,999	\$8,893,086	\$8,777,543
	BSU SPEC. ED. ASSESSMENT						
	SEE ASSESSMENT						
1200	SPEC. ED. DIRECT INSTRUCT.	\$1,577,095	\$1,574,706	\$1,679,435	\$1,851,082	\$1,905,538	\$1,202,000
1214	SEE DIRECT	\$67,939	\$31,358	\$94,580	\$67,512	\$121,980	\$125,000
2100	SUPPORT SERVICES			\$493,035	\$414,017	\$907,325	
2130	Health Services	\$19,579	\$55,037				
2140	Psychological Testing	\$101,174	\$80,905				
2150	Speech/Language Pathology	\$278,346	\$275,819				
2210	Instruction Improvement	\$3,400					
2420	EE ADMINISTRATION	\$183,555	\$33,183	\$44,000	\$69,229	\$70,007	
2420	SPEC. ED. ADMINISTRATION	\$33,675	\$175,700	\$184,469	\$173,212	\$182,943	
2711	SPEC. ED. TRANSPORTATION	\$2,264,763	\$26,801	\$41,185	\$46,413	\$38,550	
	Special Ed. Total		\$2,263,509	\$2,526,704	\$2,621,465	\$2,826,343	\$1,327,000
	Total BTMES Expense Budget	\$10,982,753	\$11,016,769	\$11,161,496	\$11,370,464	\$11,719,429	\$10,104,543
	Grant Expenditures		\$302,643		\$105,000	\$250,000	\$250,000
	Capital Reserve Fund	\$25,000	\$25,000	\$25,000	\$25,000	\$25,000	\$25,000
	Total BTMES Expense Budget	\$11,007,753	\$11,041,769	\$11,186,499	\$11,395,464	\$11,994,429	\$10,234,543

BARRE TOWN SCHOOL DISTRICT FY19 BUDGET REVENUE SUMMARY

<u>Function</u>	<u>Description</u>	<u>FY16 Budget</u>	<u>FY16 Actual</u>	<u>FY17 Budget</u>	<u>FY17 Actual</u>	<u>FY18 Budget</u>	<u>FY19 Budget</u>
	Prior Year's Fund Balance	\$104,934	\$104,934	\$100,000		\$200,000	\$100,000
1302	Shared Services		\$53,907		\$15,543		
1311	Tuition Sending Preschool				\$18,861	\$12,712	\$9,801
1901	Tuition Parent/Student				\$10,582		
1910	Interest	\$15,000	\$35,253	\$9,788	\$34,977	\$30,000	\$30,000
1910	GMP Solar Energy Rebate		\$510		\$16,889		\$2,000
1940	Facility Rentals	\$450			\$540		
1940	Services to Other LEAs						
1960	Sale of Asset						
1990	Miscellaneous Revenue		\$4,545		\$3,398	\$300,000	\$8,199
3150	State Transportation Aid	\$227,832	\$227,832	\$228,456	\$223,323	\$249,439	
3201	SPED - Mainstream Block Grant	\$290,840	\$290,840	\$286,225	\$286,225	\$290,000	
3202	SPED - Intensive Reimbursement	\$883,830	\$918,881	\$890,000	\$1,231,439	\$987,947	
3203	SPED Extraordinary		\$67,066	\$154,000	\$95,905	\$85,000	
3204	SPED - EEE	\$86,319	\$39,023	\$77,817	\$77,817	\$80,000	
3205	SPED - State-Placed		\$18,077		\$73,425		
3790	School Bus Grant Revenue		\$60,000				
5100	Bond Interest		\$636				
5200	Transfer From Tax Stabilization Fund	\$30,533	\$0				
5400	Prior Year Revenue		\$2,816				
	State-Federal Grant Funds						
	SUB TOTAL	\$1,639,738	\$1,824,340	\$2,048,929		\$250,000	\$150,000
						\$2,485,098	
3110	Education Spending Revenue (Less Article	\$9,368,015	\$9,368,015	\$9,440,210	\$9,440,210	\$9,509,331	\$9,979,543
	Total K-8 Revenues	\$11,007,753	\$11,192,355	\$11,489,139	\$9,440,210	\$11,994,429	\$10,129,543
	Total BTEMs Expenses	\$11,007,753	\$11,192,355	\$11,489,139	\$9,440,210	\$11,994,429	\$10,129,543
	Total Elementary Expenses	\$11,007,753	\$11,192,355	\$11,489,139	\$9,440,210	\$11,994,429	\$10,129,543
	Special Article Included in Budget	\$25,000	\$25,000	\$25,000	\$25,000	\$25,000	\$25,000
	Audited Beginning Fund Balance		\$421,439		\$629,725		
	Audited Change in Fund Balance		\$208,286		\$105,203		
	Audited Ending Fund Balance		\$629,725		\$734,928		

APPENDIXES

APPENDIX A: *Partial Independent Audit Report – Town*

Sullivan, Powers & Co.

Montpelier, VT

- *Independent Auditor's Report*
- *Management's Discussion and Analysis*
- *Balance Sheets – Governmental Funds*

APPENDIX B: *Partial Independent Audit Report – Schools*

Mudgett, Jennett & Krogh-Wisner

Montpelier, VT

Barre Town Middle and Elementary School:

- *Management's Discussion and Analysis*
- *Balance Sheets – Governmental Funds*

Spaulding Union High School, Dist. #41 and Barre
Technical Center:

- *Management's Discussion and Analysis*
- *Balance Sheets – Governmental Funds*

BARRE TOWN ELECTED AUDITOR'S REPORT

We have reviewed the financial statements prepared by Sullivan, Powers & Co. for Barre Town funds and by Mudgett, Jennett & Krogh-Wisner for School District funds.

To the best of our knowledge, they correctly illustrate the cash receipts and disbursements of the Town and the School District for the indicated periods and fairly present the financial condition of the Town of Barre and the Town of Barre School District on June 30, 2016.

BARRE TOWN AUDITORS

Charles Woodhams

Fred Thumm

Melissa Brown

Appendix A: Partial Independent Audit Report – Town

TOWN OF BARRE, VERMONT

PARTIAL AUDIT REPORT

JUNE 30, 2017

***NOTE: A full and completed Audit Report can be obtained
at the Town Manger's Office located at 149 Websterville Road***

Sullivan, Powers & Co., P.C.
CERTIFIED PUBLIC ACCOUNTANTS

77 Barre Street
P.O. Box 947
Montpelier, VT 05601
802/223-2362
www.sullivanpowers.com

Fred Duplessis, CPA
Richard J. Brigham, CPA
Chad A. Hewitt, CPA
Wendy C. Gilwee, CPA
VT Lic. #92-000180

Independent Auditor's Report

Board of Selectmen
Town of Barre
Websterville, Vermont 05678

Report on the Financial Statements

We have audited the accompanying financial statements of the governmental activities, the business-type activities, each major fund and the aggregate remaining fund information of the Town of Barre, Vermont as of and for the year ended June 30, 2017, and the related notes to the financial statements, which collectively comprise the Town of Barre, Vermont's basic financial statements as listed in the Table of Contents.

Management's Responsibility for the Financial Statements

Management is responsible for the preparation and fair presentation of these financial statements in accordance with accounting principles generally accepted in the United States of America; this includes the design, implementation and maintenance of internal control relevant to the preparation and fair presentation of financial statements that are free from material misstatement, whether due to fraud or error.

Auditor's Responsibility

Our responsibility is to express opinions on these financial statements based on our audit. We conducted our audit in accordance with auditing standards generally accepted in the United States of America and the standards applicable to financial audits contained in "Government Auditing Standards", issued by the Comptroller General of the United States. Those standards require that we plan and perform the audit to obtain reasonable assurance about whether the financial statements are free from material misstatement.

An audit includes performing procedures to obtain audit evidence about the amounts and disclosures in the financial statements. The procedures selected depend on the auditor's judgment, including the assessment of the risks of material misstatement of the financial statements, whether due to fraud or error. In making those risk assessments, the auditor considers internal control relevant to the Town of Barre, Vermont's preparation and fair presentation of the financial statements in order to design audit procedures that are appropriate in the circumstances, but not for the purpose of expressing an opinion on the effectiveness of the Town of Barre, Vermont's internal control. Accordingly, we express no such opinion. An audit also includes evaluating the appropriateness of accounting policies used and the reasonableness of significant accounting estimates made by management, as well as evaluating the overall presentation of the financial statements.

Members of The American Institute and Vermont Society of Certified Public Accountants

We believe that the audit evidence we have obtained is sufficient and appropriate to provide a basis for our audit opinions.

Opinions

In our opinion, the financial statements referred to previously present fairly, in all material respects, the respective financial position of the governmental activities, the business-type activities, each major fund, and the aggregate remaining fund information of the Town of Barre, Vermont as of June 30, 2017, and the respective changes in financial position and cash flows, where applicable, thereof and the respective budgetary comparison for the General Fund for the year then ended in accordance with accounting principles generally accepted in the United States of America.

Other Matters

Required Supplementary Information

Accounting principles generally accepted in the United States of America require that the management's discussion and analysis on pages 4 through 11, the Schedule of Proportionate Share of the Net Pension Liability on Schedule 1 and the Schedule of Contributions on Schedule 2 be presented to supplement the basic financial statements. Such information, although not a part of the basic financial statements, is required by the Governmental Accounting Standards Board, who considers it to be an essential part of financial reporting for placing the basic financial statements in an appropriate operational, economic, or historical context. We have applied certain limited procedures to the required supplementary information in accordance with auditing standards generally accepted in the United States of America, which consisted of inquiries of management about the methods of preparing the information and comparing the information for consistency with management's responses to our inquiries, the basic financial statements, and other knowledge we obtained during our audit of the basic financial statements. We do not express an opinion or provide any assurance on the information because the limited procedures do not provide us with sufficient evidence to express an opinion or provide any assurance.

Other Information

Our audit was conducted for the purpose of forming opinions on the financial statements that collectively comprise the Town of Barre, Vermont's basic financial statements. The combining fund financial statements and budgetary comparison schedule for the General Fund are presented for purposes of additional analysis and are not a required part of the basic financial statements. These schedules have not been subjected to the auditing procedures applied in the audit of the basic financial statements and, accordingly, we do not express an opinion or provide any assurance on them.

Other Reporting Required by "Government Auditing Standards"

In accordance with "Government Auditing Standards", we have also issued our report dated February 22, 2018 on our consideration of the Town of Barre, Vermont's internal control over financial reporting and on our tests of its compliance with certain provisions of laws, regulations, contracts and grant agreements and other matters. The purpose of that report is to describe the scope of our testing of internal control over financial reporting and compliance and the results of that testing and not to provide an opinion on internal over financial reporting or on compliance. That report is an integral part of an audit performed in accordance with "Government Auditing Standards" in considering the Town of Barre, Vermont's internal control over financial reporting and compliance.

February 22, 2018
Montpelier, Vermont
Vt Lic. #92-000180

Sullivan, Powers & Company

TOWN OF BARRE, VERMONT
MANAGEMENT'S DISCUSSION AND ANALYSIS
YEAR ENDED JUNE 30, 2017

Our discussion and analysis of the Town of Barre, Vermont's financial performance provides an overview of the Town's financial activities for the fiscal year ended June 30, 2017. This report should be read in conjunction with the Town's financial statements.

Financial Highlights

- The Town's net position decreased by \$346,544 (1.6%) as a result of this year's operations. Net position of our business-type activities decreased by \$103,967 (2.5%) and net position of our governmental activities decreased by \$242,577 (1.45%).

In the Town's business-type activities, revenues and transfers were \$3,594,800 while expenses and transfers were \$3,698,767. Net position at June 30, 2017 totaled \$4,031,067.

- The cost of all of the Town's programs was \$10,183,341 this year, with no new programs added.
- The General Fund reported a surplus this year of \$421,499.

The unassigned fund balance for the General Fund was \$3,002,781 as of June 30, 2017. This amount represents the amount of funds available for future budgets. This fund balance may have to be used in the future to eliminate the unrestricted deficits that exist in the Enterprise Funds.

- The Community Development Fund reported a surplus this year of \$3,880, which resulted in a fund balance of \$312,172 as of June 30, 2017.
- The Construction Fund reported a surplus this year of \$56,169 which resulted in a fund balance of \$372,373.
- The Non-major Funds reported a surplus of \$32,711 this year which increased the cumulative surplus to \$792,205.

Using This Annual Report

This annual report consists of a series of financial statements. The Statement of Net Position and the Statement of Activities (Exhibits A and B) provide information about the activities of the Town as a whole and present a longer-term view of the Town's finances. Fund financial statements start on Exhibit C. For governmental activities, these statements tell how these services were financed in the short term as well as what remains for future spending. Fund financial statements also report the Town's operations in more detail than the government-wide statements by providing information about the Town's most significant funds. The remaining statements provide financial information about activities for which the Town acts solely as a trustee or agent for the benefit of those outside the government.

Reporting the Town as a Whole

The government-wide financial statements are on Exhibit A and B. One of the most important questions asked about the Town's finances is, "Is the Town as a whole better off or worse off as a result of the year's activities?" The Statement of Net Position and the Statement of Activities report information about the Town as a whole and about its activities in a way that helps answer this question. These statements include all assets and liabilities using the accrual basis of accounting, which is similar to the accounting used by most private-sector companies. All of the current year's revenues and expenses are taken into account regardless of when cash is received or paid.

TOWN OF BARRE, VERMONT
MANAGEMENT'S DISCUSSION AND ANALYSIS
YEAR ENDED JUNE 30, 2017
(Continued)

These two statements report the Town's net position and changes in them. You can think of the Town's net position – the difference between assets, liabilities and deferred inflows/outflows – as one way to measure the Town's financial health, or financial position. Over time, increases or decreases in the Town's net position is one indicator of whether its financial health is improving or deteriorating. You will need to consider other non-financial factors, however, such as changes in the Town's property tax base and the condition of the Town's roads, to assess the overall health of the Town.

In the Statement of Net Position and the Statement of Activities, we divide the Town into two kinds of activities:

- **Governmental activities** – Most of the Town's basic services are reported here, including the police, public safety, highway and streets, sanitation, health and welfare, culture and recreation, equipment and building maintenance, and general administration. Property taxes and state and federal grants finance most of these activities.
- **Business-type activities** – The Town charges a fee to customers to help it cover all or most of the cost of certain services it provides. The Town's sewer, water and ambulance activities are reported here.

Reporting the Town's Most Significant Funds

The fund financial statements begin on page 14 and provide detailed information about the most significant funds – not the Town as a whole. Some funds are required to be established by State law and by bond covenants. However, the Town Selectboard establishes many other funds to help it control and manage money for particular purposes or to show that it is meeting legal responsibilities for using certain taxes, grants, and other money. The Town's two kinds of funds – governmental and proprietary – use different accounting approaches.

- **Governmental funds** – Most of the Town's basic services are reported in governmental funds, which focus on how money flows into and out of those funds and the balances left at year-end that are available for spending. These funds are reported using an accounting method called modified accrual accounting, which measures cash and all other financial assets that can readily be converted to cash. The governmental fund statements provide a detailed short-term view of the Town's general government operations and the basic services it provides. Governmental fund information helps you determine whether there are more or fewer financial resources that can be spent in the near future to finance the Town's programs. We describe the relationship (or differences) between governmental activities (reported in the Statement of Net Position and the Statement of Activities) and governmental funds in Exhibits C and E that are included in the financial statements.
- **Proprietary funds** – When the Town charges customers for the services it provides – whether to outside customers or to other units of the Town – these services are generally reported in proprietary funds. Proprietary funds are reported in the same way that all activities are reported in the Statement of Net Position and the Statement of Activities. In fact, the Town's enterprise funds (a component of proprietary funds) are the same as the business-type activities we report in the government-wide statements but provide more detail and additional information, such as cash flows, for proprietary funds.

TOWN OF BARRE, VERMONT
MANAGEMENT'S DISCUSSION AND ANALYSIS
YEAR ENDED JUNE 30, 2017
(Continued)

The Town as a Whole

The Town's combined net position decreased by \$346,544 from 2016, decreasing from a balance of \$20,813,141 to \$20,466,597. Our analysis below focuses on the net position (Table 1) and changes in net position (Table 2) of the Town's governmental and business-type activities.

Table 1
Net Position

	Governmental Activities		Business-type Activities		Total Government	
	2017	2016	2017	2016	2017	2016
Current and other assets	\$ 5,740,787	\$ 5,936,767	\$ 1,200,135	\$ 1,089,753	\$ 6,940,922	\$ 7,026,520
Capital assets	12,412,747	12,698,642	4,456,896	4,686,846	16,869,643	17,385,488
Total assets	18,153,534	18,635,409	5,657,031	5,776,599	23,810,565	24,412,008
Deferred outflows of resources	582,014	336,275	348,942	224,720	930,956	560,995
Other liabilities	743,941	601,844	548,145	589,581	1,292,086	1,191,425
Long term liabilities	1,564,164	1,696,448	1,406,693	1,254,805	2,970,857	2,951,253
Total liabilities	2,308,105	2,298,292	1,954,838	1,844,386	4,262,943	4,142,678
Deferred inflows of resources	(8,087)	(4,715)	20,068	21,899	11,981	17,184
Net position:						
Net investment in capital assets	11,619,873	11,779,660	3,561,825	3,419,378	15,181,698	15,199,038
Restricted	787,672	1,072,260	640,889	618,903	1,428,561	1,691,163
Unrestricted (deficit)	4,027,985	3,826,187	(171,647)	96,753	3,856,338	3,922,940
Total net position	<u>\$16,435,530</u>	<u>\$16,678,107</u>	<u>\$ 4,031,067</u>	<u>\$ 4,135,034</u>	<u>\$20,466,597</u>	<u>\$20,813,141</u>

Unrestricted net position – the part of net position that can be used to finance day-to-day operations without constraints established by debt covenants, enabling legislation, or other legal requirements – changed from a \$3,826,187 surplus at June 30, 2016, to a \$4,027,985 surplus at June 30, 2017 for the governmental activities.

The net position of our business-type activities decreased to \$4,031,067 compared to \$4,135,034 in fiscal year 2016, a \$103,967 or 2.5% decrease. The Sewer Fund had an increase in net position of \$39,354 while the Water Fund and Ambulance Fund saw decreases in net position of \$78,488 and \$64,833, respectively. Entries in the Ambulance Fund expenses for depreciation and a portion of the Town's share of the Vermont Municipal Employees' Retirement System's unfunded liability equal \$102,116. Without these two accounting entries the Ambulance Fund saw a \$37,283 gain. The Town generally can only use these net positions to finance the continuing operations of the sewer, water, and ambulance operations.

TOWN OF BARRE, VERMONT
MANAGEMENT'S DISCUSSION AND ANALYSIS
YEAR ENDED JUNE 30, 2017
(Continued)

Table 2
Change in Net Position

	Governmental Activities		Business-Type Activities		Total	
	FY 2017	FY 2016	FY 2017	FY 2016	FY 2017	FY 2016
REVENUES						
Program Revenues:						
Charges for Services	\$ 254,436	\$ 267,992	\$ 3,120,089	\$ 3,266,406	\$ 3,374,525	\$ 3,534,398
Operating Grants and Contributions	393,695	442,073	0	0	393,695	442,073
Capital Grants and Contributions	10,052	81,585	19,050	106,410	29,102	187,995
General Revenues:						
Property Taxes	5,754,886	5,629,631	0	0	5,754,886	5,629,631
Penalty and Interest on Delinquent Taxes	154,068	93,640	0	0	154,068	93,640
General State Grants	94,238	94,888	0	0	94,238	94,888
Unrestricted Investment Earnings	7,073	30,876	2,936	1,056	10,009	31,932
Other Revenues	26,274	8,708	0	0	26,274	8,708
Total Revenues	6,694,722	6,649,393	3,142,075	3,373,872	9,836,797	10,023,265
EXPENDITURES						
General Government	1,584,511	1,454,937	0	0	1,584,511	1,454,937
Public Safety	1,467,253	1,324,272	0	0	1,467,253	1,324,272
Highways and Streets	2,401,518	2,491,253	0	0	2,401,518	2,491,253
Culture and Recreation	406,786	375,955	0	0	406,786	375,955
Community Development	490,666	260,705	0	0	490,666	260,705
Sanitation	51,994	46,564	0	0	51,994	46,564
Cemetery	72,781	72,563	0	0	72,781	72,563
Interest on Long-Term Debt	9,065	18,363	0	0	9,065	18,363
Water	0	0	461,687	396,553	461,687	396,553
Sewer	0	0	1,022,720	940,122	1,022,720	940,122
Ambulance	0	0	2,214,360	1,988,277	2,214,360	1,988,277
Total Expenditures	6,484,574	6,044,612	3,698,767	3,324,952	10,183,341	9,369,564
Excess Revenues (Expenses) before Transfers	210,148	604,781	(556,692)	48,920	(346,544)	653,701
Transfers	(452,725)	(402,697)	452,725	402,697	0	0
Changes in Net Position	\$ (242,577)	\$ 202,084	\$ (103,967)	\$ 451,617	\$ (346,544)	\$ 653,701

Our following analysis separately considers the operations of governmental and business-type activities.

TOWN OF BARRE, VERMONT
MANAGEMENT'S DISCUSSION AND ANALYSIS
YEAR ENDED JUNE 30, 2017
(Continued)

Governmental Activities

The decrease in net position for governmental activities was \$242,577 in 2017. Revenues increased by \$45,329 or 0.7%, and expenses increased by \$439,962 or 7.3%, compared to 2016. The Community Development Fund expenses increased \$229,961. Community Development had two expenses: (1) a cash outlay of Community Development Block Grant (CDBG) funds passed through to the Montessori School of Central Vermont, and (2) a bookkeeping adjustment of \$351,533 to allow for the SB Electronics loan made with an earlier CDBG.

The cost of all governmental activities this year was \$6,484,574. However, as shown in the Statement of Activities on Exhibit B, the amount that our taxpayers ultimately financed for these activities through Town taxes was \$5,754,886 (+\$125,255 or 2.22%). Some of the cost was paid by those who directly benefited from the programs (\$254,436) or by other governments and organizations that subsidized certain programs with grants and contributions (\$403,747).

Business-type Activities

The business-type activities net position decreased by \$103,967 in 2017. Revenues decreased by \$231,797 or 6.9%, and expenses increased by \$373,815 or 11.2%, compared to 2016.

Table 3 presents the cost of each of the Town's programs as well as each program's net cost (total cost less revenue generated by the activities). The net cost shows the financial burden that was placed on the Town's taxpayers by each of these functions.

Table 3
Governmental Activities

	Total Cost of Services	Net Cost of Services	Total Cost of Services	Net Cost of Services
	2017		2016	
General government	\$ 1,584,511	\$ 1,457,740	\$ 1,454,937	\$ 1,286,336
Public safety	1,467,253	1,340,100	1,324,272	1,182,507
Highways and streets	2,401,518	2,187,430	2,491,253	2,102,391
Culture and recreation	406,786	391,311	375,955	356,675
Community development	490,666	345,168	260,705	234,921
Sanitation	51,994	47,196	46,564	42,629
Cemetery	72,781	48,381	72,563	29,140
Interest on debt	9,065	9,065	18,363	18,363
Totals	<u>\$ 6,484,574</u>	<u>\$ 5,826,391</u>	<u>\$ 6,044,612</u>	<u>\$ 5,252,962</u>

TOWN OF BARRE, VERMONT
MANAGEMENT'S DISCUSSION AND ANALYSIS
YEAR ENDED JUNE 30, 2017
(Continued)

The Town's Funds

As the Town completed the year, its governmental funds (as presented in the Balance Sheet on Exhibit C) reported a combined fund balance of \$5,037,540 which represents an increase of \$514,259 from last year's total of \$4,523,281. Included in this year's total change in fund balance is an increase of \$421,499 in the Town's General Fund, an increase in the Community Development Fund of \$3,880, an increase in the Construction Fund of \$56,169 and an increase of \$32,711 in the other non-major governmental funds.

Exhibit F compares actual to budget for the General Fund. The most significant variances of actual to budget were as follows:

	<u>Budget</u>	<u>Actual</u>	<u>Favorable (Unfavorable)</u>
Revenues:			
Taxes	\$ 5,799,941	\$ 5,928,751	\$ 128,810
Intergovernmental	306,135	484,514	178,379
Charges for Services	123,575	213,128	89,553
All Other	<u>30,955</u>	<u>54,491</u>	<u>23,536</u>
Total	<u>\$ 6,260,606</u>	<u>\$ 6,680,884</u>	<u>\$ 420,278</u>
Expenditures:			
General Fund	\$ 3,124,346	\$ 3,220,802	\$ (96,456)
Highway & Street	<u>2,688,760</u>	<u>2,491,083</u>	<u>197,677</u>
Total	<u>\$ 5,813,106</u>	<u>\$ 5,711,885</u>	<u>\$ 101,221</u>

The Town municipal government levies and collects all property taxes for: the schools (state education property taxes, the Highway Fund, and the General Fund, which includes voter approved donations and Local Agreement taxes). For F.Y. 16-17 the total taxes first billed were \$14,998,707. The schools and Highway Fund receive the amount of taxes called for in those budgets. The General Fund absorbs the difference in amount collected compared to the amount first billed. In addition to unpaid taxes, the General Fund's collection is affected by the Selectboard's approved Errors and Omissions, recommended by the Assessor, and by Board of Abatement approved reductions in property value caused by fire or other losses. During F.Y. 16-17 the General Fund received \$128,810 more in tax revenue (current taxes, delinquent taxes, and interest and fees) than budgeted, which represents 2.2% of the total budgeted revenues for General and Highway. More important, the \$128,810 is .85% of the \$14,998,707 first billed.

TOWN OF BARRE, VERMONT
MANAGEMENT'S DISCUSSION AND ANALYSIS
YEAR ENDED JUNE 30, 2017
(Continued)

The Intergovernmental Revenue category was over budget by \$178,379, of which \$169,550 came from the state grant for town highway emergency assistance. The payment was the result of damage to Cummings and Plainfield Brook Roads in 2015. The Charges for Services category revenues exceeded budget by \$89,553. Fire Department donations (\$50,000 gun raffle) led the way. The Police Department received \$9,929 from the state as reimbursement of DUI detail wages. (This revenue offsets some Police Department overtime expenses.)

The General Fund expenditures are over budget \$96,456. \$95,414 is from the Public Safety section (Police and Fire Departments). The police budget was \$85,351 (9.88%) over budget, almost the entire amount was due to wages. The Fire Department was \$12,489 over budget but the expense (\$25,000) for the raffle was not budgeted. The General Government section expenses were \$27,929 over budget. The Town Manager's Office Department is in that section and was \$42,553 over budget. Expenses associated with cleaning up a property (22 Buick Street) acquired through tax sale accounted for \$17,455 of the total. The wage and salary account was over \$18,450, much of which was due to public works employees working on 22 Buick Street.

Highway expenses were \$197,677 less than budget. The Summer Maintenance Department was the leading contributor through less wages and equipment charges.

Capital Assets and Debt Administration

Capital Assets

At June 30, 2017, the Town had \$16,869,643 invested in a broad range of capital assets, including police, ambulance and fire equipment, buildings and water and sewer lines, net of accumulated depreciation. (See Table 4 below). This amount represents a net decrease (including additions, disposals and depreciation) of \$515,845 from last year.

Table 4
Capital Assets at Year-End
(Net of Accumulated Depreciation)

	Governmental Activities		Business-Type Activities		Total	
	FY 2017	FY 2016	FY 2017	FY 2016	FY 2017	FY 2016
Land	\$ 1,958,931	\$ 1,948,538	\$ 0	\$ 0	\$ 1,958,931	\$ 1,948,538
Construction in Progress	209,104	196,407	0	0	209,104	196,407
Water/Sewer Lines	0	0	9,199,115	9,199,115	9,199,115	9,199,115
Buildings & Building Improvements	2,271,895	2,107,574	404,481	404,481	2,676,376	2,512,055
Equipment	7,116,822	7,026,911	337,751	302,543	7,454,573	7,329,454
Infrastructure	13,261,655	12,711,461	0	0	13,261,655	12,711,461
Sewer Capacity Rights	0	0	279,969	333,103	279,969	333,103
Accumulated Depreciation	(12,405,660)	(11,292,249)	(5,764,420)	(5,552,396)	(18,170,080)	(16,844,645)
Total	\$ 12,412,747	\$ 12,698,642	\$ 4,456,896	\$ 4,686,846	\$ 16,869,643	\$ 17,385,488

TOWN OF BARRE, VERMONT
MANAGEMENT'S DISCUSSION AND ANALYSIS
YEAR ENDED JUNE 30, 2017
(Continued)

Debt Administration

At June 30, 2017, the Town had \$1,687,946 in bonds and capital leases outstanding versus \$1,853,347 on June 30, 2016 – a decrease of \$165,401 – as shown in Table 5.

Table 5
Outstanding Debt at Year-End

	Governmental Activities		Business-Type Activities		Total	
	FY 2017	FY 2016	FY 2017	FY 2016	FY 2017	FY 2016
General Obligation Bonds	\$ 295,000	\$ 370,000	\$ 867,371	\$ 934,365	\$ 1,162,371	\$ 1,304,365
Capital Leases Payable	497,874	548,982	27,500	0	525,374	548,982
Total	<u>\$ 792,874</u>	<u>\$ 918,982</u>	<u>\$ 895,071</u>	<u>\$ 934,365</u>	<u>\$ 1,687,945</u>	<u>\$ 1,853,347</u>

Economic Factors and Next Year's Budgets and Rates

The Town's elected and appointed officials consider many factors when setting the fiscal year 2018 budget, tax rates, and fees.

When adopting the budget for the 2017-2018 year, the Selectboard took into account operational and capital needs of the Town, and the impact of spending on the tax rate. Investment in recreation facilities, buildings and roads continued. The budgets for building improvements and road paving were in-line with calculated necessary annual amounts.

The Town budgeted no change in fund balance for the fiscal year ending June 30, 2018, but the Selectboard did apply \$150,000 of cash balance to the FY'18 budget when setting the FY'18 tax rate.

Contacting the Town's Financial Management

This financial report is designed to provide our citizens, taxpayers, customers, and investors and creditors with a general overview of the Town's finances and to show the Town's accountability for the money it receives. If you have questions about this report or need additional financial information, contact the Town Manager at Town of Barre, Websterville, Vermont, 05678-0116.

TOWN OF BARRE, VERMONT
BALANCE SHEET
GOVERNMENTAL FUNDS
JUNE 30, 2017

	General Fund	Community Development Fund	Construction Fund	Non-Major Governmental Funds	Total Governmental Funds
ASSETS					
Cash	\$ 3,595,470	\$ 257,483	\$ 489,293	\$ 424,348	\$ 4,766,594
Investments	0	0	0	241,908	241,908
Receivables (Net of Allowance for Uncollectibles)	507,295	0	5,048	0	512,343
Loans Receivable (Net of Allowance for Uncollectibles)	40,000	49,947	0	0	89,947
Due from Other Funds	300,661	0	0	127,918	428,579
Prepaid Expenses	35,158	0	0	105	35,263
Land Held for Sale	0	426,777	0	0	426,777
Total Assets	\$ 4,478,584	\$ 734,207	\$ 494,341	\$ 794,279	\$ 6,501,411
LIABILITIES					
Accounts Payable	\$ 333,284	\$ 0	\$ 3,974	\$ 115	\$ 337,373
Accrued Payroll and Benefits Payable	58,296	0	0	1,959	60,255
Due to Other Funds	0	372,088	117,994	0	490,082
Tax Sale Overpayments	15,401	0	0	0	15,401
Total Liabilities	406,981	372,088	121,968	2,074	903,111
DEFERRED INFLOWS OF RESOURCES					
Prepaid Property Taxes	1,078	0	0	0	1,078
Unavailable Property Taxes, Penalties and Interest	469,735	0	0	0	469,735
Unavailable Loans Receivable	40,000	49,947	0	0	89,947
Total Deferred Inflows of Resources	510,813	49,947	0	0	560,760
FUND BALANCES					
Nonspendable	335,819	426,777	0	237,787	1,000,383
Restricted	47,740	75,969	372,373	53,908	549,990
Committed	109,450	0	0	27,008	136,458
Assigned	65,000	0	0	473,502	538,502
Unassigned/(Deficit)	3,002,781	(190,574)	0	0	2,812,207
Total Fund Balances	3,560,790	312,172	372,373	792,205	5,037,540
Total Liabilities, Deferred Inflows of Resources and Fund Balances	\$ 4,478,584	\$ 734,207	\$ 494,341	\$ 794,279	
Amounts Reported for Governmental Activities in the Statement of Net Position are Different Because:					
Capital Assets Used in Governmental Activities are not Financial Resources and, Therefore, are not Reported in the Funds.					9,397,649
Other Assets are not Available to Pay for Current-Period Expenditures, and, Therefore, are Deferred in the Funds.					559,682
Internal Service Funds are used by Management to Charge the Costs of Certain Activities, such as Equipment and Building Use Charges to Individual Funds. The Assets and Liabilities of the Internal Service Funds are Included in Governmental Activities in the Statement of Net Position.					1,897,676
Long-term and Accrued Liabilities, Including Bonds Payable, Amounts Due to the State of Vermont and the Net Pension Liability, are not Due or Payable in the Current Period and, Therefore, are not Reported in the Funds.					(987,179)
Deferred Outflows and Inflows of Resources relating to the Town's Participation in VMERS are applicable to Future Periods and, and, Therefore, are not Reported in the Funds.					530,162
Net Position of Governmental Activities					\$ 16,435,530

The accompanying notes are an integral part of this financial statement.

TOWN OF BARRE, VERMONT
STATEMENT OF REVENUES, EXPENDITURES AND CHANGES IN FUND BALANCES
GOVERNMENTAL FUNDS
FOR THE YEAR ENDED JUNE 30, 2017

	General Fund	Community Development Fund	Construction Fund	Non-Major Governmental Funds	Total Governmental Funds
Revenues:					
Property Taxes	\$ 5,774,683	\$ 0	\$ 0	\$ 0	\$ 5,774,683
Penalties and Interest on Delinquent Taxes	154,068	0	0	0	154,068
Intergovernmental	484,514	137,512	10,052	30,770	662,848
Charges for Services	208,440	0	0	34,509	242,949
Permits, Licenses and Fees	16,191	0	0	0	16,191
Loan Repayments	10,000	0	0	0	10,000
Loan Interest Income	2,788	5,198	0	0	7,986
Investment Income	1,953	465	177	4,478	7,073
Donations	4,688	0	0	0	4,688
Other	23,559	0	0	0	23,559
Total Revenues	<u>6,680,884</u>	<u>143,175</u>	<u>10,229</u>	<u>69,757</u>	<u>6,904,045</u>
Expenditures:					
General Government	1,423,990	0	0	0	1,423,990
Public Safety	1,296,459	0	0	0	1,296,459
Highways and Streets	1,940,889	0	403	0	1,941,292
Culture and Recreation	395,257	0	0	0	395,257
Community Development	0	139,295	0	0	139,295
Sanitation	51,994	0	0	0	51,994
Cemetery	0	0	0	72,781	72,781
Capital Outlay:					
General Government	10,393	0	0	0	10,393
Highways and Streets	550,194	0	12,697	0	562,891
Culture and Recreation	7,334	0	0	0	7,334
Debt Service:					
Principal	35,000	0	0	0	35,000
Interest	375	0	0	0	375
Total Expenditures	<u>5,711,885</u>	<u>139,295</u>	<u>13,100</u>	<u>72,781</u>	<u>5,937,061</u>
Excess/(Deficiency) of Revenues Over Expenditures	<u>968,999</u>	<u>3,880</u>	<u>(2,871)</u>	<u>(3,024)</u>	<u>966,984</u>
Other Financing Sources/(Uses):					
Transfers In	0	0	59,040	46,905	105,945
Transfers Out	(547,500)	0	0	(11,170)	(558,670)
Total Other Financing Sources/(Uses)	<u>(547,500)</u>	<u>0</u>	<u>59,040</u>	<u>35,735</u>	<u>(452,725)</u>
Net Change in Fund Balances	421,499	3,880	56,169	32,711	514,259
Fund Balances - July 1, 2016	<u>3,139,291</u>	<u>308,292</u>	<u>316,204</u>	<u>759,494</u>	<u>4,523,281</u>
Fund Balances - June 30, 2017	<u>\$ 3,560,790</u>	<u>\$ 312,172</u>	<u>\$ 372,373</u>	<u>\$ 792,205</u>	<u>\$ 5,037,540</u>

The accompanying notes are an integral part of this financial statement.

TOWN OF BARRE, VERMONT
 RECONCILIATION OF THE STATEMENT OF REVENUES,
 EXPENDITURES AND CHANGES IN FUND BALANCES OF
 GOVERNMENTAL FUNDS TO THE STATEMENT OF ACTIVITIES
 FOR THE YEAR ENDED JUNE 30, 2017

Amounts reported for governmental activities in the statement of activities (Exhibit B) are different because:

Net change in fund balances - total governmental funds (Exhibit D)	\$ 514,259
Governmental funds report capital outlays as expenditures. However, in the statement of activities, the cost of those assets (\$580,618) is allocated over their estimated useful lives and reported as depreciation expense (\$915,392). This is the amount by which depreciation exceeded capital outlays in the current period.	(334,774)
The issuance of long-term debt (\$0) (e.g., bonds, leases) provides current financial resources to governmental funds, while the repayment of the principal of long-term debt (\$35,000) consumes the current financial resources of governmental funds. Neither transaction, however, has any effect on net position. This amount is the net effect of these differences in the treatment of long-term debt and related items.	35,000
The allowance for uncollectibles established (\$702,741) for the Community Development Fund is an expense in the statement of activities which is offset by the eliminating the related liability due to the State of Vermont (\$351,370).	(351,371)
The issuance of loans receivable (\$0) consumes current financial resources of governmental funds, while the repayment of the principal of loans receivable (\$10,000) provides current financial resources to governmental funds. Neither transaction, however, has any effect on net position. This amount is the net effect of these differences in the treatment of loans receivable.	(10,000)
Governmental funds report employer pension contributions as expenditures (\$90,137). However, in the statement of activities, the cost of pension benefits earned net of employee contributions (\$221,939) is reported as pension expense. This amount is the net effect of the differences in the treatment of pension expense.	(131,802)
Internal service funds are used by management to charge the costs of certain activities, such as building and equipment usage, to individual funds. The net revenue (expense) and other changes in net position of the internal service funds is reported with the governmental activities.	209,152
Revenues in the statement of activities that do not provide current financial resources are not reported as revenues in the funds.	(202,038)
Some expenses reported in the statement of activities do not require the use of current financial resources and, therefore, are not reported as expenditures in governmental funds.	<u>28,997</u>
Change in net position of governmental activities (Exhibit B)	\$ <u>(242,577)</u>

The accompanying notes are an integral part of this financial statement.

TOWN OF BARRE, VERMONT
STATEMENT OF REVENUES, EXPENDITURES AND CHANGES IN FUND BALANCE
BUDGET AND ACTUAL
FOR THE YEAR ENDED JUNE 30, 2017

	General Budget			Highway Budget			Total General Fund		
	Original and Final Budget	Actual	Variance Favorable (Unfavorable)	Original and Final Budget	Actual	Variance Favorable (Unfavorable)	Original and Final Budget	Actual	Variance Favorable (Unfavorable)
REVENUES:									
Property taxes	\$ 3,265,691	\$ 3,384,601	\$ 118,910	\$ 2,544,250	\$ 2,544,250	0	\$ 5,799,941	\$ 5,928,851	\$ 128,910
Intergovernmental	154,725	154,725	0	200,400	200,400	170,789	354,125	354,125	178,579
Charges for services	120,425	210,730	90,305	3,150	2,398	(752)	123,575	213,128	89,553
License and permits	13,845	16,191	2,346	0	0	0	13,845	16,191	2,346
Miscellaneous (building income, misc.)	17,110	38,300	21,190	0	0	0	17,110	38,300	21,190
Total Revenues	3,512,806	3,763,047	250,241	2,747,800	2,917,837	170,037	6,260,606	6,680,884	420,278
EXPENDITURES:									
General government	771,330	799,459	(27,979)	0	0	0	771,330	799,459	(27,979)
Public safety	1,201,045	1,296,459	(95,414)	0	0	0	1,201,045	1,296,459	(95,414)
Highways and streets	48,235	0	48,235	2,491,083	2,491,083	197,577	2,488,760	2,491,083	197,677
Health and welfare	73,460	51,594	(3,759)	0	0	0	48,235	51,594	(3,759)
Culture, recreation, development & transportation	402,985	71,003	2,457	0	0	0	73,460	71,003	2,457
Insurance and benefits	503,415	402,591	394	0	0	0	402,985	402,591	394
County tax	56,820	468,101	35,214	0	0	0	503,415	468,101	35,314
Miscellaneous (equip. rent, training, misc.)	28,591	38,999	(10,408)	0	0	0	56,820	56,771	49
Debt service:							28,591	38,999	(10,408)
Principal	35,000	33,505	1,495	0	0	0	35,000	33,505	1,495
Interest	3,265	1,570	1,695	0	0	0	3,265	1,570	1,695
Total Expenditures	3,124,346	3,220,802	(96,456)	2,488,760	2,491,083	197,577	5,813,106	5,711,885	101,221
Excess of Revenues Over Expenditures	388,460	542,245	(153,785)	59,040	426,754	367,714	447,500	968,999	521,499
OTHER FINANCING SOURCES/(USES):									
Transfers to other funds	(488,460)	(488,460)	0	(59,040)	(59,040)	0	(547,500)	(547,500)	0
Total Other Financing Sources/(Uses)	(488,460)	(488,460)	0	(59,040)	(59,040)	0	(547,500)	(547,500)	0
Net Change in Fund Balance	\$ (100,000)	\$ 53,785	\$ 153,785	\$ 0	\$ 367,714	\$ 367,714	\$ (100,000)	\$ 421,499	\$ 521,499
Fund Balance - July 1, 2016								3,139,251	
Fund Balance - June 30, 2017								\$ 3,560,750	

The accompanying notes are an integral part of this financial statement.

TOWN OF BARRE, VERMONT
STATEMENT OF REVENUES, EXPENDITURES AND CHANGES IN FUND BALANCE
BUDGET AND ACTUAL
GENERAL FUND
FOR THE YEAR ENDED JUNE 30, 2017

	Budget	Actual	Variance Favorable/ (Unfavorable)
Revenues:			
General Government:			
Property Taxes:			
Current	\$ 2,823,411	\$ 2,983,770	\$ 160,359
Delinquent	310,000	232,006	(77,994)
Interest and Penalties	92,000	154,068	62,068
Payments in Lien of Taxes, HS-122 Refunds and Other	<u>30,280</u>	<u>14,637</u>	<u>(15,623)</u>
Total Property Taxes	<u>3,255,691</u>	<u>3,384,501</u>	<u>128,810</u>
Licenses and Permits:			
Liquor Licenses	1,025	1,000	(25)
Dog Licenses	4,800	5,596	796
Zoning	4,000	4,003	3
Other	<u>4,020</u>	<u>5,592</u>	<u>1,572</u>
Total Licenses and Permits	<u>13,845</u>	<u>16,191</u>	<u>2,346</u>
Intergovernmental:			
School Cost Sharing	7,700	0	(7,700)
Current Use Program	94,000	94,238	238
Act 60 Reappraisal Grant	3,485	3,620	135
Grants	<u>550</u>	<u>15,467</u>	<u>14,917</u>
Total Intergovernmental	<u>105,735</u>	<u>113,325</u>	<u>7,590</u>
Charges for Services:			
General Government:			
Recording Fees	58,000	66,017	8,017
Vault Time/Copies	850	915	65
Certified Copies	4,200	4,400	200
Vehicle Registration Fees	600	514	(86)
Other	<u>6,550</u>	<u>6,925</u>	<u>375</u>
Total General Government	<u>70,200</u>	<u>78,771</u>	<u>8,571</u>
Public Safety:			
Police	32,950	52,151	19,201
Fire	<u>2,750</u>	<u>59,535</u>	<u>56,785</u>
Total Public Safety	<u>35,700</u>	<u>111,686</u>	<u>75,986</u>
Sanitation:			
Trash Collection	2,850	4,148	1,298
Green Up	<u>725</u>	<u>650</u>	<u>(75)</u>
Total Sanitation	<u>3,575</u>	<u>4,798</u>	<u>1,223</u>
Recreation:			
Programs	850	0	(850)
Lights	1,300	1,425	125
Use of Fields	2,600	3,480	880
Shelter Rental	2,000	3,155	1,155
Donations	4,175	4,688	513
Other	<u>25</u>	<u>2,727</u>	<u>2,702</u>
Total Recreation	<u>10,950</u>	<u>15,475</u>	<u>4,525</u>
Total Charges for Services	<u>120,425</u>	<u>210,730</u>	<u>90,305</u>

See Disclaimer in Accompanying Independent Auditor's Report.

TOWN OF BARRE, VERMONT
STATEMENT OF REVENUES, EXPENDITURES AND CHANGES IN FUND BALANCE
BUDGET AND ACTUAL
GENERAL FUND
FOR THE YEAR ENDED JUNE 30, 2017

	Budget	Actual	Variance Favorable/ (Unfavorable)
Miscellaneous Income:			
Interest	\$ 1,000	\$ 1,953	\$ 953
Building Income	12,510	12,788	278
Other	3,600	23,559	19,959
Total Miscellaneous Income	17,110	38,300	21,190
Total General Government	3,512,806	3,763,047	250,241
Highway and Streets:			
Property Taxes:	2,544,250	2,544,250	0
Intergovernmental:			
Highway State Aid	200,400	371,189	170,789
Charges for Services:			
Permits	1,650	2,398	748
Other	1,500	0	(1,500)
Total Charges for Services	3,150	2,398	(752)
Total Highways and Streets	2,747,800	2,917,837	170,037
Total Revenues	6,260,606	6,680,884	420,278
Expenditures:			
General Government:			
Selectmen:			
Salaries	8,000	8,000	0
Mileage	25	0	25
Supplies	7,630	7,060	570
Training	145	60	85
Outside Services	8,530	10,655	(2,125)
Other	2,070	2,276	(206)
Total Selectmen	26,400	28,051	(1,651)
Auditing:			
Salaries	800	590	210
Mileage	90	45	45
Mileage - Equipment Costs	2,800	6,263	(3,463)
Supplies	60	(400)	460
Training	55,250	66,721	(11,471)
Outside Services	59,000	73,219	(14,219)
Total Auditing	59,000	73,219	(14,219)
Town Manager:			
Salaries	134,340	154,369	(20,029)
Equipment	9,040	10,829	(1,789)
Supplies	6,200	6,378	(178)
Buildings and Grounds	1,925	1,821	104
Training	3,570	3,352	218
Outside Services	14,310	33,011	(18,701)
Other	355	2,533	(2,178)
Total Town Manager	169,740	212,293	(42,553)
Elections:			
Salaries	8,510	12,224	(3,714)
Supplies	6,925	12,486	(5,561)
Total Elections	15,435	24,710	(9,275)

See Disclaimer in Accompanying Independent Auditor's Report.

TOWN OF BARRE, VERMONT
STATEMENT OF REVENUES, EXPENDITURES AND CHANGES IN FUND BALANCE
BUDGET AND ACTUAL
GENERAL FUND
FOR THE YEAR ENDED JUNE 30, 2017

	Budget	Actual	Variance Favorable/ (Unfavorable)
Clerk/Treasurer:			
Salaries	\$ 162,025	\$ 156,740	\$ 5,285
Equipment	2,115	2,702	(587)
Supplies	10,830	9,819	1,011
Buildings and Grounds	1,900	2,633	(733)
Training	1,060	575	485
Outside Services	17,060	20,496	(3,436)
Other	5,095	49	5,046
Total Clerk/Treasurer	200,085	193,014	7,071
Data Processing:			
Salaries	5,305	918	4,387
Equipment	7,385	7,333	52
Supplies	100	0	100
Buildings and Grounds	2,400	2,808	(408)
Training	200	50	150
Outside Services	19,835	19,109	726
Total Data Processing	35,225	30,218	5,007
Planning/Zoning/Community Development:			
Salaries	95,185	73,251	21,934
Equipment	1,050	919	131
Supplies	3,275	3,146	129
Buildings and Grounds	1,130	1,066	64
Training	565	389	176
Outside Services	5,895	2,725	3,170
Benefits	0	4,523	(4,523)
Total Planning/Zoning/Community Development	107,100	86,019	21,081
Assessor:			
Salaries	33,630	34,063	(433)
Equipment	270	358	(88)
Supplies	2,080	2,041	39
Buildings and Grounds	890	826	64
Training	1,140	1,119	21
Outside Services	62,695	55,308	7,187
Total Assessor	100,705	93,915	6,790
Municipal Building:			
Salaries	12,215	15,229	(3,014)
Equipment	3,055	3,213	(158)
Supplies	245	0	245
Buildings and Grounds	40,775	38,567	2,208
Outside Services	1,550	1,061	489
Total Municipal Building	57,840	58,070	(230)
Total General Government	771,530	799,509	(27,979)
Public Safety:			
Police:			
Salaries	588,690	666,432	(77,742)
Equipment	141,145	139,581	1,564
Supplies	1,935	4,108	(2,173)
Buildings and Grounds	8,760	8,373	387
Training	11,555	7,408	4,147
Outside Services	98,080	94,791	3,289
Benefits	10,305	15,672	(5,367)
Other	3,140	12,596	(9,456)
Total Police	863,610	948,961	(85,351)

See Disclaimer in Accompanying Independent Auditor's Report.

TOWN OF BARRIE, VERMONT
STATEMENT OF REVENUES, EXPENDITURES AND CHANGES IN FUND BALANCE
BUDGET AND ACTUAL
GENERAL FUND
FOR THE YEAR ENDED JUNE 30, 2017

	Budget	Actual	Variance Favorable/ (Unfavorable)
Fire:			
Salaries	\$ 62,150	\$ 67,205	\$ (5,055)
Equipment	156,195	150,286	5,909
Supplies	5,890	5,374	516
Buildings and Grounds	38,160	39,988	(1,828)
Training	2,150	2,464	(314)
Outside Services	52,305	48,109	4,196
Benefits	13,000	4,563	8,437
Other	650	25,000	(24,350)
Total Fire	330,500	342,989	(12,489)
Emergency Management:			
Salaries	1,030	818	212
Equipment	2,550	2,365	185
Supplies	25	24	1
Buildings and Grounds	435	450	(15)
Training	150	0	150
Outside Services	2,745	852	1,893
Total Emergency Management	6,935	4,509	2,426
Ambulance Service:	452,725	452,725	0
Total Public Safety	1,653,770	1,749,184	(95,414)
Solid Waste:			
Salaries	8,505	7,672	833
Equipment	10,100	13,155	(3,055)
Supplies	1,960	768	1,192
Training	8,210	8,157	53
Outside Services	19,460	22,242	(2,782)
Total Solid Waste	48,235	51,994	(3,759)
Health & Welfare:			
Health Officer:			
Salaries	1,900	375	1,525
Training	75	0	75
Outside Services	150	0	150
Total Health Officer	2,125	375	1,750
Animal Control:			
Salaries	7,825	6,989	836
Equipment	4,420	4,320	100
Supplies	85	84	1
Buildings and Grounds	380	384	(4)
Training	75	0	75
Outside Services	2,975	3,350	(375)
Benefits	125	51	74
Total Animal Control	15,885	15,178	707

See Disclaimer in Accompanying Independent Auditor's Report.

TOWN OF BARRE, VERMONT
STATEMENT OF REVENUES, EXPENDITURES AND CHANGES IN FUND BALANCE
BUDGET AND ACTUAL
GENERAL FUND
FOR THE YEAR ENDED JUNE 30, 2017

	Budget	Actual	Variance Favorable/ (Unfavorable)
Contributions:			
Central VT Home Health Hospice	\$ 16,000	\$ 16,000	\$ 0
Peoples Health & Wellness Clinic	1,500	1,500	0
Project Independence	5,500	5,500	0
Central VT Agency on Aging	6,000	6,000	0
R.S.V.P.	1,000	1,000	0
Circle	2,000	2,000	0
Central VT Adult Basic Education	2,900	2,900	0
Family Center of Washington County	1,500	1,500	0
Central VT Community Action	1,000	1,000	0
Washington County Diversion	2,500	2,500	0
Barre Senior Center	7,500	7,500	0
Barre Homecoming	4,000	4,000	0
Sexual Assault Crisis Team	350	350	0
Washington County Youth Services	500	500	0
Prevent Child Abuse of Vermont	1,200	1,200	0
Vermont Center for Independent Living	2,000	2,000	0
Total Contributions	55,450	55,450	0
Total Health & Welfare	73,460	71,003	2,457
Culture/Recreation/Development & Transportation:			
Culture:			
Aldrich Library	180,000	180,000	0
Recreation:			
Salaries	56,390	51,382	5,008
Equipment	9,025	19,726	(10,701)
Supplies	15,590	15,538	52
Buildings and Grounds	24,290	37,286	(12,996)
Training	185	0	185
Outside Services	47,730	29,083	18,647
Benefits	50	198	(148)
Other	1,200	500	700
Total Recreation	154,460	153,713	747
Development:	63,650	64,003	(353)
Transportation:	4,875	4,875	0
Total Culture/Recreation/Development & Transportation	402,985	402,591	394
Insurances & Benefits:			
Insurance	79,535	78,907	628
Benefits	423,880	389,194	34,686
Total Insurances & Benefits	503,415	468,101	35,314
County Tax:	56,820	56,771	49
Other:			
Training	9,666	9,666	0
Miscellaneous	0	10,408	(10,408)
Total Other	9,666	20,074	(10,408)
Equipment Charges	18,925	18,925	0
Transfer to Cemetery Fund:	35,735	35,735	0

See Disclaimer in Accompanying Independent Auditor's Report.

TOWN OF BARRE, VERMONT
STATEMENT OF REVENUES, EXPENDITURES AND CHANGES IN FUND BALANCE
BUDGET AND ACTUAL
GENERAL FUND
FOR THE YEAR ENDED JUNE 30, 2017

	Budget	Actual	Variance Favorable/ (Unfavorable)
Highway and Streets:			
Engineering & Administration:			
Salaries	\$ 109,610	\$ 48,773	\$ 60,837
Equipment	35,870	35,756	114
Supplies	1,860	2,238	(378)
Buildings and Grounds	1,460	1,783	(323)
Training	1,030	875	155
Outside Services	4,750	4,290	460
Other	6,225	7,158	(933)
Total Engineering & Administration	160,805	100,873	59,932
Summer Maintenance:			
Salaries	164,225	101,622	62,603
Equipment	329,890	124,917	204,973
Supplies	26,945	6,744	20,201
Buildings and Grounds	500	0	500
Outside Services	111,300	96,302	14,998
Total Summer Maintenance	632,860	329,585	303,275
Winter Maintenance:			
Salaries	184,080	204,018	(19,938)
Equipment	239,410	338,107	(98,697)
Supplies	168,540	201,979	(33,439)
Buildings and Grounds	2,075	2,061	14
Outside Services	62,250	69,929	(7,679)
Other	75	104	(29)
Total Winter Maintenance	656,430	816,198	(159,768)
Summer Construction:			
Salaries	13,195	43,277	(30,082)
Equipment	16,260	58,237	(41,977)
Supplies	6,150	4,475	1,675
Outside Services	268,875	199,816	69,059
Total Summer Construction	304,480	305,805	(1,325)
Retirement:			
Salaries	6,910	15,581	(8,671)
Equipment	9,800	18,556	(8,756)
Supplies	2,300	96	2,204
Outside Services	417,605	368,286	49,319
Total Retirement	436,615	402,519	34,096
Federal and State Projects:	59,040	59,040	0
Employee Benefits:			
Salaries	60,965	102,822	(41,857)
Benefits	280,700	281,428	(728)
Total Employee Benefits	341,665	384,250	(42,585)
Gravel Pits:			
Salaries	21,640	12,169	9,471
Equipment	34,095	41,808	(7,713)
Supplies	2,655	3,800	(1,145)
Buildings and Grounds	110	35	75
Training	1,050	750	300
Outside Services	550	275	275
Other	1,625	1,346	279
Total Gravel Pits	61,725	60,183	1,542

See Disclaimer in Accompanying Independent Auditor's Report.

TOWN OF BARRE, VERMONT
STATEMENT OF REVENUES, EXPENDITURES AND CHANGES IN FUND BALANCE
BUDGET AND ACTUAL
GENERAL FUND
FOR THE YEAR ENDED JUNE 30, 2017

	Budget	Actual	Variance Favorable/ (Unfavorable)
Signs:			
Salaries	\$ 5,500	\$ 2,461	\$ 3,039
Equipment	800	1,663	(863)
Supplies	5,605	5,560	45
Buildings and Grounds	<u>82,275</u>	<u>81,986</u>	<u>289</u>
Total Signs	<u>94,180</u>	<u>91,670</u>	<u>2,510</u>
Total Highway and Streets	<u>2,747,800</u>	<u>2,550,123</u>	<u>197,677</u>
Debt Service:			
Incubator Building - Municipal Bonds - Principal	35,000	33,505	1,495
Incubator Building - Municipal Bonds - Interest	<u>3,265</u>	<u>1,870</u>	<u>1,395</u>
Total Debt Service	<u>38,265</u>	<u>35,375</u>	<u>2,890</u>
Total Expenditures	<u>6,360,606</u>	<u>6,259,385</u>	<u>101,221</u>
Excess/ (Deficiency) of Revenues Over Expenditures	\$ <u>(100,000)</u>	421,499	\$ <u>521,499</u>
Fund Balance - July 1, 2016		<u>3,139,291</u>	
Fund Balance - June 30, 2017		<u>\$ 3,560,790</u>	

See Disclaimer in Accompanying Independent Auditor's Report.

TOWN OF BARRE, VERMONT
 COMBINING BALANCE SHEET
 NON-MAJOR GOVERNMENTAL FUNDS
 JUNE 30, 2017

	Special Revenue Funds	Permanent Fund Cemetery Trust Fund	Total
<u>ASSETS</u>			
Cash	\$ 411,409	\$ 12,939	\$ 424,348
Investments	0	241,908	241,908
Due from Other Funds	91,175	36,743	127,918
Prepaid Expenses	<u>105</u>	<u>0</u>	<u>105</u>
Total Assets	<u>\$ 502,689</u>	<u>\$ 291,590</u>	<u>\$ 794,279</u>
<u>LIABILITIES</u>			
Accounts Payable	\$ 115	\$ 0	\$ 115
Accrued Payroll and Benefits Payable	<u>1,959</u>	<u>0</u>	<u>1,959</u>
Total Liabilities	<u>2,074</u>	<u>0</u>	<u>2,074</u>
<u>FUND BALANCES</u>			
Nonspendable	105	237,682	237,787
Restricted	0	53,908	53,908
Committed	27,008	0	27,008
Assigned	<u>473,502</u>	<u>0</u>	<u>473,502</u>
Total Fund Balances	<u>500,615</u>	<u>291,590</u>	<u>792,205</u>
Total Liabilities and Fund Balances	<u>\$ 502,689</u>	<u>\$ 291,590</u>	<u>\$ 794,279</u>

See Disclaimer in Accompanying Independent Auditor's Report.

TOWN OF BARRE, VERMONT
 COMBINING SCHEDULE OF REVENUES, EXPENDITURES AND
 CHANGES IN FUND BALANCES
 NON-MAJOR GOVERNMENTAL FUNDS
 FOR THE YEAR ENDED JUNE 30, 2017

	Special Revenue Funds	Permanent Fund Cemetery Trust Fund	Total
Revenues:			
Intergovernmental	\$ 30,770	\$ 0	\$ 30,770
Charges for Services	28,179	6,330	34,509
Investment Income	<u>963</u>	<u>3,515</u>	<u>4,478</u>
Total Revenues	<u>59,912</u>	<u>9,845</u>	<u>69,757</u>
Expenditures:			
Cemetery	<u>72,656</u>	<u>125</u>	<u>72,781</u>
Total Expenditures	<u>72,656</u>	<u>125</u>	<u>72,781</u>
Excess/(Deficiency) of Revenues Over Expenditures	<u>(12,744)</u>	<u>9,720</u>	<u>(3,024)</u>
Other Financing Sources/(Uses):			
Transfers In	46,905	0	46,905
Transfers Out	<u>0</u>	<u>(11,170)</u>	<u>(11,170)</u>
Total Other Financing Sources/(Uses)	<u>46,905</u>	<u>(11,170)</u>	<u>35,735</u>
Net Change in Fund Balances	34,161	(1,450)	32,711
Fund Balances - July 1, 2016	<u>466,454</u>	<u>293,040</u>	<u>759,494</u>
Fund Balances - June 30, 2017	<u>\$ 500,615</u>	<u>\$ 291,590</u>	<u>\$ 792,205</u>

See Disclaimer in Accompanying Independent Auditor's Report.

Appendix B: Partial Independent Audit Report – Schools

BARRE TOWN MIDDLE
AND ELEMENTARY SCHOOL
BARRE, VERMONT

&

SPAULDING UNION HIGH SCHOOL
DISTRICT #41
AND BARRE TECHNICAL CENTER
BARRE, VERMONT

FINANCIAL STATEMENTS
JUNE 30, 2017
AND
PARTIAL INDEPENDENT AUDITOR’S REPORTS

***NOTE: A full and completed Audit Report can be obtained at the
Spaulding High School Supervisory Union. For more information
contact 802-476-5011***

INDEPENDENT AUDITOR'S REPORT

The Superintendent and Board of Education
Barre Town Middle and Elementary School

Report on the Financial Statements

We have audited the accompanying financial statements of the governmental activities, each major fund and the aggregate remaining fund information of the Barre Town Middle and Elementary School (the District) as of and for the year ended June 30, 2017, and the related notes to the financial statements, which collectively comprise the District's basic financial statements as listed in the table of contents:

Management's Responsibility for the Financial Statements

Management is responsible for the preparation and fair presentation of these financial statements in accordance with accounting principles generally accepted in the United States of America; this includes the design, implementation, and maintenance of internal control relevant to the preparation and fair presentation of financial statements that are free from material misstatement; whether due to fraud or error.

Auditor's Responsibility

Our responsibility is to express opinions on these financial statements based on our audit. We conducted our audit in accordance with auditing standards generally accepted in the United States of America and the standards applicable to financial audits contained in *Government Auditing Standards*, issued by the Comptroller General of the United States. Those standards require that we plan and perform the audit to obtain reasonable assurance about whether the financial statements are free from material misstatement.

An audit involves performing procedures to obtain audit evidence about the amounts and disclosures in the financial statements. The procedures selected depend on the auditor's judgment, including the assessment of the risks of material misstatement of the financial statements, whether due to fraud or error. In making those risk assessments, the auditor considers internal control relevant to the entity's preparation and fair presentation of the financial statements in order to design audit procedures that are appropriate in the circumstances, but not for the purpose of expressing an opinion on the effectiveness of the entity's internal control. Accordingly, we express no such opinion. An audit also includes evaluating the appropriateness of accounting policies used and the reasonableness of significant accounting estimates made by management, as well as evaluating the overall presentation of the financial statements.

We believe that the audit evidence we have obtained is sufficient and appropriate to provide a basis for our audit opinions.

Opinions

In our opinion, the financial statements referred to above present fairly, in all material respects, the respective financial position of the governmental activities, each major fund, and the aggregate remaining fund information of the Barre Town Middle and Elementary School as of June 30, 2017, and the respective changes in financial

position thereof and the budgetary comparison for the General Fund for the year then ended in accordance with accounting principles generally accepted in the United States of America.

Other Matters

Required Supplementary Information

Accounting principles generally accepted in the United States of America require that the management's discussion and analysis and schedules 1 and 2 be presented to supplement the basic financial statements. Such information, although not a part of the basic financial statements, is required by the Governmental Accounting Standards Board who considers it to be an essential part of financial reporting for placing the basic financial statements in an appropriate operational, economic, or historical context. We have applied certain limited procedures to the required supplementary information in accordance with auditing standards generally accepted in the United States of America, which consisted of inquiries of management about the methods of preparing the information and comparing the information for consistency with management's responses to our inquiries, the basic financial statements, and other knowledge we obtained during our audit of the basic financial statements. We do not express an opinion or provide any assurance on the information because the limited procedures do not provide us with sufficient evidence to express an opinion or provide any assurance.

Other Reporting Required by Government Auditing Standards

In accordance with *Government Auditing Standards*, we have also issued our report dated January 5, 2018, on our consideration of the District's internal control over financial reporting; on our tests of its compliance with certain provisions of laws, regulations, contracts, and grant agreements; and on other matters. The purpose of that report is to describe the scope of our testing of internal control over financial reporting and compliance and the results of that testing, and not to provide an opinion on internal control over financial reporting or on compliance. That report is an integral part of an audit performed in accordance with *Government Auditing Standards* in considering the District's internal control over financial reporting and compliance.

Montpelier, Vermont
January 5, 2018

Mudgett, Dennis J.
Hugh-Weir, P.C.

**BARRE TOWN MIDDLE AND ELEMENTARY SCHOOL
MANAGEMENT'S DISCUSSION AND ANALYSIS
JUNE 30, 2017**

Our discussion and analysis of Barre Town Middle and Elementary School's (the District) financial performance provides an overview of the District's financial activities for the fiscal year ended June 30, 2017. Please read it in conjunction with the District's financial statements.

Financial Highlights

- The District's net position decreased by \$30,718, or approximately 1.1%, as a result of this year's operations. Last year the net position increased by \$432,022.
- The cost of all of the District's programs was \$12,970,548 this year compared to \$12,308,641 last year.
- The General Fund had an increase in fund balance of \$105,203 this year compared to an increase of \$208,286 last year.
- Fund balance of the General Fund is \$734,928, of which \$2,954 was nonspendable and \$731,974 was unassigned, at June 30, 2017.
- As of June 30, 2017, the Grant Funds had a restricted fund balance of \$8,121, the Capital Reserve Fund had a committed fund balance of \$376,008, and the Tax Stabilization Fund had a committed fund balance of \$38,424. The Food Service Fund had a fund balance of \$12,094, of which \$2,968 was nonspendable and \$9,126 was restricted.

Using This Annual Report

This annual report consists of a series of financial statements. The Government-wide Statement of Net Position and the Government-wide Statement of Activities provide information about the activities of the District as a whole and present a longer-term view of the District's finances. The governmental fund financial statements, the Balance Sheet - Governmental Funds, the Statement of Revenues, Expenditures and Changes in Fund Balances - Governmental Funds, and the Statement of Revenues and Expenditures - Budget and Actual - General Fund, provide information about the District's governmental funds. These statements tell how these services were financed in the short term as well as what remains for future spending. Fund financial statements also report the District's operations in more detail than the government-wide statements by providing information about the District's most significant funds. The remaining statement, the Statement of Net Position - Fiduciary Funds, provides financial information about activities for which the District acts solely as a trustee or agent for the benefit of those outside the District.

Reporting the District as a Whole

The financial statements of the District as a whole are provided in the Government-wide Statement of Net Position and the Government-wide Statement of Activities. One of the most important questions asked about the District's finances is, "Is the District as a whole better off or worse off as a result of the year's activities?" The Government-wide Statement of Net Position and the Government-wide Statement of Activities report information about the District as a whole and about its activities in a way that helps answer this question. These statements include all assets, deferred outflows of resources, liabilities and deferred inflows of resources using the accrual basis of accounting, which is similar to the accounting used by most private-sector companies. All of the current year's revenues and expenses are taken into account regardless of when cash is received or paid.

These two statements report the District's net position and change in net position. You can think of the District's net position, the difference between assets, deferred outflows of resources, liabilities and deferred inflows of resources, as one way to measure the District's financial health, or financial position. Over time, increases or decreases in the District's net position are one indicator of whether its financial health is improving or deteriorating. You will need to consider other non-financial factors, however, such as changes in the District's property tax base and the condition of the District's capital assets, to assess the overall health of the District.

All of the District's basic services are governmental activities. They include regular and special education for Pre-K through 8th grade, support services, administrative services, transportation, food services, interest on long-term debt and other activities. The education spending grant and other state grants finance most of these activities.

Reporting the District's Most Significant Funds

The financial statements of the District's major governmental funds are reflected in the fund financial statements. The fund financial statements provide detailed information about the most significant funds, not the District as a whole. Some funds are required to be established by state law and by bond covenants. However, the School Board establishes many other funds to help it control and manage money for particular purposes or to show that it is meeting legal responsibilities for using certain taxes, grants, and other money [like grants received from the State of Vermont Agency of Education (AOE)].

Governmental Funds

All of the District's basic services are reported in governmental funds, which focus on how money flows into and out of those funds and the balances left at year-end that are available for spending. These funds are reported using an accounting method called the modified accrual basis of accounting, which measures cash and all other financial assets that can readily be converted to cash. The governmental fund statements provide a detailed short-term view of the District's general government operations and the basic services it provides. Governmental fund information helps you determine whether there are more or fewer financial resources that can be spent in the near future to finance the District's programs. We describe the relationship (or differences) between governmental activities (as reported in the Government-wide Statement of Net Position and the Government-wide Statement of Activities) and governmental funds (as reported in the Balance Sheet - Governmental Funds and the Statement of Revenues, Expenditures and Changes in Fund Balances - Governmental Funds) in reconciliations for each governmental fund financial statement.

The District as Agent

The District is the fiscal agent for funds held for various school related activities. All of the District's fiduciary activities are Agency Funds and are reported in a separate Statement of Net Position - Fiduciary Funds. We exclude these activities from the District's other financial statements because the District cannot use these assets to finance its operations. The District is responsible for ensuring that the assets reported in these funds are used for their intended purposes.

The District as a Whole

The District's combined net position decreased by \$30,718 as a result of this year's operations.

Our analysis on the next page focuses on the components of net position (Table 1) and changes in net position (Table 2) of the District's governmental activities.

Table 1
Net Position

	<u>2017</u>	<u>2016</u>	<u>Net Change</u>
Current and other assets	\$ 1,857,415	\$ 1,986,808	\$ (129,393)
Capital assets	<u>1,888,849</u>	<u>1,966,543</u>	<u>(77,694)</u>
Total assets	<u>3,746,264</u>	<u>3,953,351</u>	<u>(207,087)</u>
Deferred outflows of resources	<u>345,873</u>	<u>258,246</u>	<u>87,627</u>
Long-term debt outstanding	-	95,000	(95,000)
Other liabilities	<u>1,410,555</u>	<u>1,404,522</u>	<u>6,033</u>
Total liabilities	<u>1,410,555</u>	<u>1,499,522</u>	<u>(88,967)</u>
Deferred inflows of resources	<u>359</u>	<u>134</u>	<u>225</u>
Net position:			
Net investment in capital assets	1,888,849	1,871,543	17,306
Restricted	431,679	418,680	12,999
Unrestricted	<u>360,695</u>	<u>421,718</u>	<u>(61,023)</u>
Total net position	<u>\$ 2,681,223</u>	<u>\$ 2,711,941</u>	<u>\$ (30,718)</u>

The net position of the District's governmental activities decreased by \$30,718, to \$2,681,223 at June 30, 2017 from \$2,711,941 at June 30, 2016. Unrestricted net position, the part of net position that can be used to finance day-to-day operations without constraints established by debt covenants, enabling legislation, or other legal requirements, changed from a surplus of \$421,718 at June 30, 2016, to a surplus of \$360,695 at June 30, 2017.

Table 2
Changes in Net Position

	<u>2017</u>	<u>2016</u>	<u>Net Change</u>
REVENUES			
Program revenues:			
Grants and contributions	\$ 3,232,342	\$ 3,028,039	\$ 204,303
Charges for services	171,364	159,760	11,604
Other sources	46,900	76,640	(29,740)
General revenues:			
Education Spending Grant	9,440,210	9,428,651	11,559
Interest earned	<u>49,014</u>	<u>47,573</u>	<u>1,441</u>
Total revenues	<u>12,939,830</u>	<u>12,740,663</u>	<u>199,167</u>
PROGRAM EXPENSES			
Education	12,498,079	11,509,308	988,771
State, federal and local programs	99,492	421,652	(322,160)
Food service	341,432	340,440	992
Interest on long-term debt	31,545	37,241	(5,696)
Total program expenses	<u>12,970,548</u>	<u>12,308,641</u>	<u>661,907</u>
Change in net position	<u>\$ (30,718)</u>	<u>\$ 432,022</u>	<u>\$ (462,740)</u>

Governmental Activities

Table 3 presents the cost of each of the District's programs as well as each program's net cost (total cost less revenue generated by the activities). The net cost shows the financial burden that was placed on the state's property taxpayers by each of these functions.

Table 3

	2017		2016	
	<u>Total Cost of Services</u>	<u>Net Cost of Services</u>	<u>Total Cost of Services</u>	<u>Net Cost of Services</u>
Education	\$12,498,079	\$ 9,497,343	\$11,509,308	\$ 9,018,341
State, federal and local programs	99,492	(6,398)	421,652	(1,654)
Food service	341,432	(2,548)	340,440	(9,726)
Interest on long-term debt	31,545	31,545	37,241	37,241
Totals	<u>\$12,970,548</u>	<u>\$ 9,519,942</u>	<u>\$12,308,641</u>	<u>\$ 9,044,202</u>

The District's Funds

As the District completed the year, its governmental funds (as presented in the Balance Sheet - Governmental Funds) reported a combined fund balance of \$1,169,575, which is higher than last year's total of \$1,051,373. The increase in this year's combined fund balance is due to the following changes in individual fund balances: an increase of \$105,203 in the General Fund, a decrease of \$754 in the Grant Funds, a decrease of \$25,210 in the Food Service Fund, an increase of \$37,615 in the Capital Reserve Fund, and an increase of \$1,348 in the Tax Stabilization Fund.

General Fund Budgetary Highlights

Over the course of the year, the District's administrators monitor actual results compared to budget. Significant budget to actual variances are noted below.

Budget-to-actual variances in shared services wage reimbursements revenue and shared services wages expenditure are directly related to each other and offsetting.

Notable budget-to-actual variances in regular education and special education expenditures were affected by changing enrollments and the costs associated with individual students. In addition paraeducator salaries and benefits were charged to District however, were budgeted in the causing significant variances.

The Board approved a contracted service provider and sold their fleet of buses in August 2017. Revenues received \$269,000 will be applied to general fund surplus at year end.

Capital Assets and Debt Administration

Capital Assets

At June 30, 2017, the District had \$1,888,849 invested in a broad range of capital assets, including elementary school buildings and furniture and equipment (see Table 4 on the following page). This amount represents a net decrease (including additions and depreciation) of \$77,694 from last year.

Table 4
Capital Assets at Year-End
(Net of Depreciation)

	<u>2017</u>	<u>2016</u>	<u>Change</u>
Land	\$ 110,000	\$ 110,000	\$ -
Buildings and improvements	1,212,152	1,267,611	(55,459)
School buses and vehicles	277,738	347,613	(69,875)
Furniture and equipment	<u>288,959</u>	<u>241,319</u>	<u>47,640</u>
Totals	<u>\$1,888,849</u>	<u>\$1,966,543</u>	<u>\$ (77,694)</u>

This year's additions were:

Furniture and equipment	\$ 119,079
Building improvements	<u>76,636</u>
Totals	<u>\$ 195,715</u>

Debt

The District paid the remaining balance on its bond during the year ended June 30, 2017, as shown in Table 5.

Table 5
Outstanding Debt at Year-End

	<u>2017</u>	<u>2016</u>	<u>Increase (Decrease)</u>
Vermont Municipal Bond Bank	<u>\$ -</u>	<u>\$ 95,000</u>	<u>\$ (95,000)</u>

Economic Factors and Next Year's Budgets and Rates

The State of Vermont legislators, Governor, and Agency of Education continue to stress the need for property tax relief and have directed school boards to consider cost containment solutions. This has been difficult when at the same time school boards have been faced with legislative decisions which have resulted in unfunded mandates. These mandates impacted the current FY18 budget and will have an impact on the FY19 budget development as well. The legislature directed the use of reserve funds to offset the education fund which helped tax payers in FY18 however, in FY19 school districts' budgets are forced to absorb this causing substantial increases in tax rates state-wide.

Two of the Act 46 merger votes failed in Barre Town but passed in Barre City. Given the uncertainty of direction the State Board will take, the Barre Town Board and Barre City Board voted to reconvene a committee to continue discussions regarding the unification of the two school districts.

In FY17 and again in FY18 the Barre Supervisory Union and its member districts are in full compliance with Act 153. All special education staff and services are budgeted in the BSU. Due to the current contract for paraeducators which remained unsettled at the start of the school year, we were unable to transfer employment of paraeducators to the BSU. Transportation is also fully funded by the Barre Supervisory Union.

Contacting the District's Financial Management

This financial report is designed to provide our citizens, taxpayers, customers, investors and creditors with a general overview of the District's finances and to show the District's accountability for the money it receives. If you have questions about this report or need additional financial information, contact the Business Manager at the Barre Supervisory Union, 120 Ayers Street, Barre, VT 05641.

**BARRE TOWN MIDDLE AND ELEMENTARY SCHOOL
BALANCE SHEET - GOVERNMENTAL FUNDS**

JUNE 30, 2017
(Page 1 of 2)

	General		Grant		Food		Capital		Tax		Totals	
	Fund		Funds		Fund		Reserve		Fund		Funds	
ASSETS												
Cash and cash equivalents	\$ 1,053,393	\$ -	\$ -	\$ 293,587	\$ -	\$ -	\$ -	\$ -	\$ -	\$ -	\$ 1,346,980	
Accounts receivable	172,862	-	-	10,001	-	-	-	-	-	-	182,863	
Inventory	-	-	-	2,968	-	-	-	-	-	-	2,968	
Prepaid expenditures	2,954	-	-	-	-	-	-	-	-	-	2,954	
Due from other funds	-	-	-	-	-	-	376,008	-	38,424	-	414,432	
Due from other districts	248,747	-	34,143	38,760	-	-	-	-	-	-	321,650	
Total assets	\$ 1,477,956	\$ 34,143	\$ 34,143	\$ 345,316	\$ 376,008	\$ -	\$ 376,008	\$ -	\$ 38,424	\$ -	\$ 2,271,847	
LIABILITIES AND FUND EQUITY												
LIABILITIES:												
Accounts payable	\$ 33,216	\$ -	\$ -	\$ 26,592	\$ -	\$ -	\$ -	\$ -	\$ -	\$ -	\$ 59,808	
Accrued expenditures	628,001	-	-	-	-	-	-	-	-	-	628,001	
Due to other funds	81,811	-	26,022	306,630	-	-	-	-	-	-	414,463	
Total liabilities	743,028	-	26,022	333,222	-	-	-	-	-	-	1,102,272	
FUND EQUITY:												
Fund balances -												
Nonspendable	2,954	-	-	2,968	-	-	-	-	-	-	5,922	
Restricted	-	-	8,121	9,126	-	-	-	-	-	-	17,247	
Committed	-	-	-	-	-	-	376,008	-	38,424	-	414,432	
Unassigned	731,974	-	-	-	-	-	-	-	-	-	731,974	
Total fund balances	734,928	-	8,121	12,094	-	-	376,008	-	38,424	-	1,169,575	
Total liabilities and fund equity	\$ 1,477,956	\$ 34,143	\$ 34,143	\$ 345,316	\$ 376,008	\$ -	\$ 376,008	\$ -	\$ 38,424	\$ -	\$ 2,271,847	

The notes to financial statements are an integral part of this statement.

BARRE TOWN MIDDLE AND ELEMENTARY SCHOOL
BALANCE SHEET - GOVERNMENTAL FUNDS
JUNE 30, 2017
(Page 2 of 2)

**RECONCILIATION OF THE BALANCE SHEET - GOVERNMENTAL FUNDS
TO THE GOVERNMENT-WIDE STATEMENT OF NET POSITION:**

Amount reported on Balance Sheet - Governmental Funds - total fund balances	\$ 1,169,575
Amounts reported for governmental activities in the Government-wide Statement of Net Position are different because -	
Capital assets used in governmental funds are not financial resources and are therefore not reported in the funds.	
Capital assets	8,159,884
Accumulated depreciation	(6,271,035)
Long-term liabilities not due and payable in the current period are not reported in the funds.	
Accrued compensated absences	(45,463)
Balances related to net pension asset or liability and related deferred outflows/inflows of resources are not reported in the governmental funds.	
Deferred pension expense	345,873
Deferred pension credits	(359)
Net pension liability	<u>(677,252)</u>
Net position of governmental activities - Government-wide Statement of Net Position	<u>\$ 2,681,223</u>

The notes to financial statements are an integral part of this statement.

BARRE TOWN MIDDLE AND ELEMENTARY SCHOOL
STATEMENT OF REVENUES, EXPENDITURES AND CHANGES
IN FUND BALANCES - GOVERNMENTAL FUNDS
FOR THE YEAR ENDED JUNE 30, 2017

(Page 1 of 3)

	General Fund	Grant Funds	Food Service Fund	Capital Reserve Fund	Tax Stabilization Fund	Totals Governmental Funds
REVENUES:						
Education spending grant	\$ 9,440,210	\$ -	\$ -	-	\$ -	\$ 9,440,210
Intergovernmental - State	2,934,393	1,950	7,151	-	-	2,943,494
- Federal	-	89,737	184,908	-	-	274,645
Tuition	29,443	-	-	-	-	29,443
Food sales	-	-	141,921	-	-	141,921
Local grants and contributions	-	14,203	-	-	-	14,203
Shared services wage reimbursements	15,544	-	-	-	-	15,544
Interest	34,977	-	74	12,615	1,348	49,014
Miscellaneous	21,356	-	10,000	-	-	31,356
Total revenues	<u>12,475,923</u>	<u>105,890</u>	<u>344,054</u>	<u>12,615</u>	<u>1,348</u>	<u>12,939,830</u>
EXPENDITURES:						
Instruction	5,373,499	-	-	-	-	5,373,499
Special education	2,654,325	-	-	-	-	2,654,325
Co-curricular activities	78,401	-	-	-	-	78,401
Guidance	150,427	-	-	-	-	150,427
Health services	603,276	-	-	-	-	603,276
Psychological services	103,964	-	-	-	-	103,964
Home school coordinator	12,281	-	-	-	-	12,281
Curriculum services	56,448	-	-	-	-	56,448
Library services	150,862	-	-	-	-	150,862
Technology	70,608	-	-	-	-	70,608
Board of Education	84,449	-	-	-	-	84,449
Office of Superintendent	445,408	-	-	-	-	445,408
Office of Principal	585,683	-	-	-	-	585,683
Duplicating services	69,202	-	-	-	-	69,202

The notes to financial statements are an integral part of this statement.

BARRE TOWN MIDDLE AND ELEMENTARY SCHOOL
STATEMENT OF REVENUES, EXPENDITURES AND CHANGES
IN FUND BALANCES - GOVERNMENTAL FUNDS
FOR THE YEAR ENDED JUNE 30, 2017

(Page 2 of 3)

	General Fund	Grant Funds	Food Service Fund	Capital Reserve Fund	Tax Stabilization Fund	Totals Governmental Funds
EXPENDITURES (CONTINUED):						
Operation and maintenance	1,085,153	-	-	-	-	1,085,153
Student transportation	518,911	-	-	-	-	518,911
Shared services wages	15,547	-	-	-	-	15,547
Consolidated federal programs	-	43,387	-	-	-	43,387
Medicaid	-	46,350	-	-	-	46,350
Other grants	-	9,755	-	-	-	9,755
Child Nutrition	-	-	341,432	-	-	341,432
Capital outlay	160,731	7,152	27,832	-	-	195,715
Debt service - Principal	95,000	-	-	-	-	95,000
- Interest	31,545	-	-	-	-	31,545
Total expenditures	<u>12,345,720</u>	<u>106,644</u>	<u>369,264</u>	<u>-</u>	<u>-</u>	<u>12,821,628</u>
 EXCESS OF REVENUES OR (EXPENDITURES)	 130,203	 (754)	 (25,210)	 12,615	 1,348	 118,202
OTHER FINANCING SOURCES (USES):						
Interfund transfers in (out)	<u>(25,000)</u>	<u>-</u>	<u>-</u>	<u>25,000</u>	<u>-</u>	<u>-</u>
 NET CHANGE IN FUND BALANCES	 105,203	 (754)	 (25,210)	 37,615	 1,348	 118,202
 FUND BALANCES, July 1, 2016	 <u>629,725</u>	 <u>8,875</u>	 <u>37,304</u>	 <u>338,393</u>	 <u>37,076</u>	 <u>1,051,373</u>
 FUND BALANCES, June 30, 2017	 <u>\$ 734,928</u>	 <u>\$ 8,121</u>	 <u>\$ 12,094</u>	 <u>\$ 376,008</u>	 <u>\$ 38,424</u>	 <u>\$ 1,169,575</u>

The notes to financial statements are an integral part of this statement.

BARRE TOWN MIDDLE AND ELEMENTARY SCHOOL
STATEMENT OF REVENUES, EXPENDITURES AND CHANGES
IN FUND BALANCES - GOVERNMENTAL FUNDS
FOR THE YEAR ENDED JUNE 30, 2017
(Page 3 of 3)

RECONCILIATION OF THE STATEMENT OF REVENUES, EXPENDITURES AND CHANGES IN FUND BALANCES - GOVERNMENTAL FUNDS TO THE GOVERNMENT-WIDE STATEMENT OF ACTIVITIES:

Net change in fund balances - total governmental funds	\$ 118,202
Amounts reported for governmental activities in the Government-wide Statement of Activities are different because -	
Governmental funds report capital outlays as expenditures. However, in the Statement of Activities, the cost of those assets is allocated over their useful lives as depreciation expense.	
Additions to capital assets, net of dispositions	195,715
Depreciation	(273,409)
The issuance of long-term debt (bonds, leases, etc.) provides current financial resources to governmental funds, while the repayment of the principal of long-term debt consumes the current financial resources of governmental funds. Neither transaction has any effect on net position.	
Debt service - principal paid on long-term debt	95,000
Changes in accrued compensated absences accumulated by employees will increase or decrease the liability reported in the government-wide statements, but are only recorded as an expenditure when paid in the governmental funds.	
Decrease in accrued compensated absences	17,316
Changes in net pension asset or liability and related deferred outflows/inflows of resources will increase or decrease the amounts reported in the government-wide statements, but are only recorded as an expenditure when paid in the governmental funds.	
Net (increase) decrease in net pension obligation	(183,542)
Change in net position of governmental activities - Government-wide Statement of Activities	\$ (30,718)

The notes to financial statements are an integral part of this statement.

Mudgett
Jennett &
Krogh-Wisner, P.C.
Certified Public Accountants #435

INDEPENDENT AUDITOR'S REPORT

The Superintendent and Board of Education
Spaulding Union High School District #41 and
Central Vermont Career Center

Report on the Financial Statements

We have audited the accompanying financial statements of the governmental activities, the business-type activities, the discretely presented component unit, each major fund and the aggregate remaining fund information of the Spaulding Union High School District #41 and Central Vermont Career Center (the District) as of and for the year ended June 30, 2017, and the related notes to the financial statements, which collectively comprise the District's basic financial statements as listed in the table of contents.

Management's Responsibility for the Financial Statements

Management is responsible for the preparation and fair presentation of these financial statements in accordance with accounting principles generally accepted in the United States of America; this includes the design, implementation, and maintenance of internal control relevant to the preparation and fair presentation of financial statements that are free from material misstatement, whether due to fraud or error.

Auditor's Responsibility

Our responsibility is to express opinions on these financial statements based on our audit. We conducted our audit in accordance with auditing standards generally accepted in the United States of America and the standards applicable to financial audits contained in *Government Auditing Standards*, issued by the Comptroller General of the United States. Those standards require that we plan and perform the audit to obtain reasonable assurance about whether the financial statements are free from material misstatement.

An audit involves performing procedures to obtain audit evidence about the amounts and disclosures in the financial statements. The procedures selected depend on the auditor's judgment, including the assessment of the risks of material misstatement of the financial statements, whether due to fraud or error. In making those risk assessments, the auditor considers internal control relevant to the entity's preparation and fair presentation of the financial statements in order to design audit procedures that are appropriate in the circumstances, but not for the purpose of expressing an opinion on the effectiveness of the entity's internal control. Accordingly, we express no such opinion. An audit also includes evaluating the appropriateness of accounting policies used and the reasonableness of significant accounting estimates made by management, as well as evaluating the overall presentation of the financial statements.

We believe that the audit evidence we have obtained is sufficient and appropriate to provide a basis for our audit opinions.

Opinions

In our opinion, the financial statements referred to above present fairly, in all material respects, the respective financial position of the governmental activities, the business-type activities, the discretely presented component unit, each major fund, and the aggregate remaining fund information of the Spaulding Union High School

District #41 and Central Vermont Career Center as of June 30, 2017, and the respective changes in financial position and, where applicable, cash flows thereof and the respective budgetary comparisons for the General Fund and Central Vermont Career Center Fund for the year then ended in accordance with accounting principles generally accepted in the United States of America.

Other Matters

Required Supplementary Information

Accounting principles generally accepted in the United States of America require that the management's discussion and analysis be presented to supplement the basic financial statements. Such information, although not a part of the basic financial statements, is required by the Governmental Accounting Standards Board who considers it to be an essential part of financial reporting for placing the basic financial statements in an appropriate operational, economic, or historical context. We have applied certain limited procedures to the required supplementary information in accordance with auditing standards generally accepted in the United States of America, which consisted of inquiries of management about the methods of preparing the information and comparing the information for consistency with management's responses to our inquiries, the basic financial statements, and other knowledge we obtained during our audit of the basic financial statements. We do not express an opinion or provide any assurance on the information because the limited procedures do not provide us with sufficient evidence to express an opinion or provide any assurance.

Supplementary Information

Our audit was conducted for the purpose of forming opinions on the financial statements that collectively comprise the District's basic financial statements. The accompanying Schedule of Expenditures of Federal Awards as required by Title 2 U.S. *Code of Federal Regulations* Part 200, *Uniform Administrative Requirements, Cost Principles and Audit Requirements for Federal Awards* (Uniform Guidance) is presented for purposes of additional analysis and is not a required part of the basic financial statements.

The accompanying Schedule of Expenditures of Federal Awards is the responsibility of management and was derived from and relates directly to the underlying accounting and other records used to prepare the basic financial statements. Such information has been subjected to the auditing procedures applied in the audit of the basic financial statements and certain additional procedures, including comparing and reconciling such information directly to the underlying accounting and other records used to prepare the basic financial statements or to the basic financial statements themselves, and other additional procedures in accordance with auditing standards generally accepted in the United States of America. In our opinion, the accompanying Schedule of Expenditures of Federal Awards is fairly stated, in all material respects, in relation to the basic financial statements as a whole.

Other Reporting Required by Government Auditing Standards

In accordance with *Government Auditing Standards*, we have also issued our report dated January 5, 2018, on our consideration of the District's internal control over financial reporting; on our tests of its compliance with certain provisions of laws, regulations, contracts, and grant agreements; and on other matters. The purpose of that report is to describe the scope of our testing of internal control over financial reporting and compliance and the results of that testing, and not to provide an opinion on internal control over financial reporting or on compliance. That report is an integral part of an audit performed in accordance with *Government Auditing Standards* in considering the District's internal control over financial reporting and compliance.

Montpelier, Vermont
January 5, 2018

Mudgett Bennett
Sheryl Hunt, P.C.

**SPAULDING UNION HIGH SCHOOL DISTRICT #41
AND CENTRAL VERMONT CAREER CENTER
MANAGEMENT'S DISCUSSION AND ANALYSIS
JUNE 30, 2017**

Our discussion and analysis of Spaulding Union High School District #41 and Central Vermont Career Center's (the District) financial performance provides an overview of the District's financial activities for the fiscal year ended June 30, 2017. Please read it in conjunction with the District's financial statements.

Financial Highlights

- The District's net position decreased by \$614,656, or approximately 10.8%, as a result of this year's operations compared to an increase of \$258,337 in the prior year.
- The total cost of all of the District's programs was \$19,837,063 in 2017 compared to \$18,645,985 in 2016.
- The General Fund reported a decrease in fund balance this year of \$654,282 compared to a decrease of \$227,733 last year.
- The total combined fund balance for the General Fund and Central Vermont Career Center Fund was a deficit of \$43,512 as of June 30, 2017. This total fund balance is comprised of a deficit of \$251,262 in the General Fund and a surplus of \$207,750 in the Central Vermont Career Center Fund.
- The Grant Funds reported an increase of \$21 for the 2017 fiscal year, increasing fund balance from \$19,964 to \$19,985.
- The Food Service Fund reported an increase of \$16,345 for the 2017 fiscal year, increasing the fund balance from \$106,512 to \$122,857.
- The Capital Reserve Fund reported a decrease of \$163,029, decreasing the fund balance from \$263,496 to \$100,467.
- The Tax Stabilization Fund reported an increase of \$17,009, increasing the fund balance from \$510,617 to \$527,626.

Using This Annual Report

This annual report consists of a series of financial statements. The Government-wide Statement of Net Position and the Government-wide Statement of Activities provide information about the activities of the District as a whole and present a longer-term view of the District's finances. The governmental fund financial statements, the Balance Sheet - Governmental Funds, the Statement of Revenues, Expenditures and Changes in Fund Balances - Governmental Funds, and the Statements of Revenues and Expenditures - Budget and Actual, provide information about the District's governmental funds. These statements tell how these services were financed in the short term as well as what remains for future spending. Fund financial statements also report the District's operations in more detail than the government-wide statements by providing information about the District's most significant funds. The Statement of Net Position - Proprietary Funds, the Statement of Revenues, Expenses and Changes in Net Position - Proprietary Funds and the Statement of Cash Flows - Proprietary Funds report the District's operations in more detail than the government-wide statements by providing information about the District's two proprietary funds. The remaining statements, the Statement of Net Position - Fiduciary Funds and the Statement of Change in Net Position - Fiduciary Funds, provide financial information about activities for which the District acts solely as a trustee or agent for the benefit of those outside the government.

Reporting the District as a Whole

The financial statements of the District as a whole are provided in the Government-wide Statement of Net Position and the Government-wide Statement of Activities. One of the most important questions asked about the District's finances is, "Is the District as a whole better off or worse off as a result of the year's activities?"

The Government-wide Statement of Net Position and the Government-wide Statement of Activities report information about the District as a whole and about its activities in a way that helps answer this question. These statements include all assets and liabilities using the accrual basis of accounting, which is similar to the accounting used by most private-sector companies. All of the current year's revenues and expenses are taken into account regardless of when cash is received or paid.

These two statements report the District's net position and change in net position. You can think of the District's net position, the difference between assets and liabilities, as one way to measure the District's financial health, or financial position. Over time, increases or decreases in the District's net position are one indicator of whether its financial health is improving or deteriorating. You will need to consider other non-financial factors, however, such as changes in the District's property tax base and the condition of the District's capital assets, to assess the overall health of the District.

The District's primary services are reported in the governmental activities. They include regular and special education for Spaulding High School and Central Vermont Career Center, support services, administrative services, buildings and grounds, transportation, food services, interest on long-term debt and other activities. The education spending grant, charges for services and grants finance most of these activities.

The District has identified the Spaulding High School Foundation, LTD. (SHS Foundation) as a discretely presented component unit in accordance with GASB Statement No. 61, *The Financial Reporting Entity: Omnibus*. Component units are legally separate entities that are included in the District's financial statements due to fiscal dependency or common management. In the case of the SHS Foundation, it is a legally separate nonprofit entity. The relationship between the SHS Foundation and the District includes a financial benefit, as the intent of the SHS Foundation is to support the District. The SHS Foundation is reported in a separate column in the District's government-wide financial statements.

Reporting the District's Most Significant Funds

The financial statements of the District's major governmental funds are reflected in the fund financial statements. The fund financial statements provide detailed information about the most significant funds, not the District as a whole. Some funds are required to be established by state law and by bond covenants. However, the School Board establishes many other funds to help it control and manage money for particular purposes or to show that it is meeting legal responsibilities for using certain taxes, grants, and other money [like grants received from the State of Vermont Agency of Education (AOE)].

Governmental Funds

All of the District's basic services are reported in governmental funds, which focus on how money flows into and out of those funds and the balances left at year-end that are available for spending. These funds are reported using an accounting method called the modified accrual basis of accounting, which measures cash and all other financial assets that can readily be converted to cash. The governmental fund statements provide a detailed short-term view of the District's general government operations and the basic services it provides. Governmental fund information helps you determine whether there are more or fewer financial resources that can be spent in the near future to finance the District's programs. We describe the relationship (or differences) between governmental activities (as reported in the Government-wide Statement of Net Position and the Government-wide Statement of Activities) and governmental funds (as reported in the Balance Sheet - Governmental Funds and the Statement of Revenues, Expenditures and Changes in Fund Balances - Governmental Funds) in reconciliations for each governmental fund financial statement.

Proprietary Funds

Proprietary funds are used to account for business-type activities in the government-wide financial statements. The District's proprietary funds are the Adult Education Fund and the Building Trades Fund.

The District as Agent

The District is responsible for other assets that, because of a trust arrangement, can be used only for the trust beneficiaries. The District is also the fiscal agent for funds held for various District related activities. All of the District's fiduciary activities are reported in separate statements, the Statement of Net Position - Fiduciary Funds and the Statement of Change in Net Position - Fiduciary Funds. We exclude these activities from the District's other financial statements because the District cannot use these assets to finance its operations. The District is responsible for ensuring that the assets reported in these funds are used for their intended purposes.

The District as a Whole

The District's net position decreased by \$614,656 from a year ago, decreasing from \$5,677,452 to \$5,062,796.

Our analysis below focuses on the change in the components of net position (Table 1) and changes in net position (Table 2) of the District's activities.

Table 1
Net Position

	<u>2017</u>	<u>2016</u>	<u>Net Change</u>
Current assets	\$ 1,557,041	\$ 2,907,157	\$ (1,350,116)
Capital assets	<u>7,211,494</u>	<u>7,374,894</u>	<u>(163,400)</u>
Total assets	<u>8,768,535</u>	<u>10,282,051</u>	<u>(1,513,516)</u>
Long-term debt outstanding	2,762,141	3,085,039	(322,898)
Other liabilities	<u>943,598</u>	<u>1,519,560</u>	<u>(575,962)</u>
Total liabilities	<u>3,705,739</u>	<u>4,604,599</u>	<u>(898,860)</u>
Net position:			
Net investment in capital assets	4,449,353	4,242,541	206,812
Restricted	959,584	1,107,835	(148,251)
Unrestricted	<u>(346,141)</u>	<u>327,076</u>	<u>(673,217)</u>
Total net position	<u>\$ 5,062,796</u>	<u>\$ 5,677,452</u>	<u>\$ (614,656)</u>

Unrestricted net position, the part of net position that can be used to finance day-to-day operations without constraints established by debt covenants, enabling legislation, or other legal requirements, decreased from \$327,076 at June 30, 2016 to deficit of \$346,141, a decrease of \$673,217.

Table 2
Changes in Net Position

	<u>2017</u>	<u>2016</u>	<u>Net Change</u>
REVENUES			
Program revenues:			
Grants and contributions	\$ 6,844,126	\$ 5,562,306	\$ 1,281,820
Charges for services	1,459,412	1,328,935	130,477
Other sources	59,748	91,719	(31,971)
General revenues:			
Education Spending Grant	10,814,620	11,872,423	(1,057,803)
Interest earned	44,501	48,939	(4,438)
Total revenues	<u>19,222,407</u>	<u>18,904,322</u>	<u>318,085</u>
PROGRAM EXPENSES			
Education	18,045,675	16,876,060	1,169,615
State, federal and local programs	394,186	434,543	(40,357)
Child Nutrition	1,175,899	1,123,499	52,400
Capital reserve	\$ -	1,878	(1,878)
Adult education	59,393	38,288	21,105
Building trades program	57,182	64,552	(7,370)
Interest on long-term debt	104,728	107,165	(2,437)
Total program expenses	<u>19,837,063</u>	<u>18,645,985</u>	<u>1,191,078</u>
Increase (decrease) in net position	\$ <u>(614,656)</u>	\$ <u>258,337</u>	\$ <u>(872,993)</u>

The major change in revenues from 2016 to 2017 was an increase in grants and contributions of \$1,281,820, which was offset by the increase in the Education program expense of \$1,169,615.

Government-wide Activities

Table 3 presents the cost of each of the District's programs as well as each program's net cost (total cost less revenue generated by the activities). The net cost shows the financial burden that was placed on the state's taxpayers by each of these functions.

Table 3

	<u>2017</u>		<u>2016</u>	
	<u>Total Cost of Services</u>	<u>Net Cost of Services</u>	<u>Total Cost of Services</u>	<u>Net Cost of Services</u>
Education	\$18,045,675	\$11,429,850	\$16,876,060	\$11,637,017
State, federal and local programs	394,186	(27,668)	434,543	(9,655)
Child Nutrition	1,175,899	(16,302)	1,123,499	(58,478)
Capital reserve	-	-	1,878	1,878
Adult education	59,393	(14,205)	38,288	(14,215)
Building trades program	57,182	(2,626)	64,552	(687)
Interest on long-term debt	104,728	104,728	107,165	107,165
Totals	<u>\$19,837,063</u>	<u>\$11,473,777</u>	<u>\$18,645,985</u>	<u>\$11,663,025</u>

The District's Funds

As the District completed the year, its governmental funds (as presented in the Balance Sheet - Governmental Funds) reported a combined fund balance of \$727,423, which is a decrease of \$802,274 from last year's total balance of \$1,529,697. Total fund balance is comprised of a deficit \$251,262 in the District's General Fund, surplus \$207,750 in the Central Vermont Career Center Fund, surplus \$19,985 in the Grant Funds, surplus \$122,857 in the Food Service Fund, surplus \$100,467 in the Capital Reserve Fund, and surplus \$527,626 in the Tax Stabilization Fund.

Over the course of the year, the District's administrators monitor actual results compared to budget. Monthly financial reports reviewed by the School Board served as the vehicle for monitoring the budget for the fiscal year.

General Fund Budgetary Highlights

Please see the Statement of Revenues and Expenditures - Budget and Actual - General Fund which shows where variances arose during the year. General Fund revenues were less than expenditures and other financing uses by \$654,282 for the year. Budget to actual variances in shared services wage reimbursements revenue and shared services wages expenditure are directly related to each other and offsetting. Other variances between budgeted and actual revenues and expenditures have been reviewed by management and are considered acceptable.

Central Vermont Career Center Fund Budgetary Highlights

Please see the Statement of Revenues and Expenditures - Budget and Actual - Central Vermont Career Center Fund which shows where variances arose during the year. Central Vermont Career Center Fund revenues were less than expenditures by \$18,338 for the year. Variances between budgeted and actual revenues and expenditures have been reviewed by management and are considered acceptable.

Capital Assets and Debt Administration

Capital Assets

At June 30, 2017, the District had \$7,178,720 invested in a broad range of governmental activities capital assets that include land, school buildings and improvements, and equipment and vehicles, net of accumulated depreciation (see Table 4 below). This amount represents a net decrease of \$148,810 from last year.

Table 4
Capital Assets at Year-End
(Net of Accumulated Depreciation)

	<u>2017</u>	<u>2016</u>	<u>Change</u>
Land	\$ 16,122	\$ 16,122	\$ -
Buildings and improvements	6,775,697	6,941,025	(165,328)
Equipment and vehicles	<u>386,901</u>	<u>370,383</u>	<u>16,518</u>
Totals	\$ <u>7,178,720</u>	\$ <u>7,327,530</u>	\$ <u>(148,810)</u>

Current year additions consisted of the following:

Buildings and improvements
Equipment and vehicles

Totals

At year end the District also had \$32,774 invested in business-type activities capital assets, consisting of the in process FY17 house construction.

Debt

At year-end, the District had \$2,729,825 in governmental activities long-term debt outstanding versus \$3,085,039 last year, a net decrease of \$355,214, as shown in Table 5.

Table 5
Outstanding Debt at Year-End

	<u>2017</u>	<u>2016</u>	<u>Increase (Decrease)</u>
Vermont Municipal Bond Bank -			
1996 Series 1 (December 2016)	\$ -	\$ 140,000	\$ (140,000)
2002 Series 1 (December 2019)	15,000	20,000	(5,000)
2001 Series 1 (December 2021)	105,000	130,000	(25,000)
Capital improvement note	<u>2,609,825</u>	<u>2,795,039</u>	<u>(185,214)</u>
	<u>\$2,729,825</u>	<u>\$3,085,039</u>	<u>\$ (355,214)</u>

At year end, the District had \$32,316 in notes payable outstanding in the business-type activities related to the in process FY17 house construction.

Economic Factors and Next Year's Budgets and Rates

The State of Vermont legislators, Governor, and Agency of Education continue to stress the need for property tax relief and have directed school boards to consider cost containment solutions. This has been difficult when at the same time school boards have been faced with legislative decisions which have resulted in unfunded mandates. These mandates impacted the current FY18 budget and will have an impact on the FY19 budget development as well. The legislature directed the use of reserve funds to offset the education fund which helped tax payers in FY18 however, in FY19 school districts' budgets are forced to absorb this causing substantial increases in tax rates state-wide.

Two of the Act 46 merger votes failed in Barre Town but passed in Barre City. Given the uncertainty of direction the State Board will take, the Barre Town Board and Barre City Board voted to reconvene a committee to continue discussions regarding the unification of the two town school districts.

In FY17 and again in FY18 the Barre Supervisory Union and its member districts are in full compliance with Act 153. All special education staff and services are budgeted in the BSU. Due to the current contract for paraeducators which remained unsettled at the start of the school year, we were unable to transfer employment of paraeducators to the BSU. Transportation is also fully funded by the Barre Supervisory Union.

Contacting the District's Financial Management

This financial report is designed to provide our citizens, taxpayers, customers, and investors and creditors with a general overview of the District's finances and to show the District's accountability for the money it receives. If you have questions about this report or need additional financial information, contact the Business Manager at the Barre Supervisory Union at 120 Ayers Street, Barre, VT 05641.

**SPAULDING UNION HIGH SCHOOL DISTRICT #41
AND CENTRAL VERMONT CAREER CENTER
BALANCE SHEET - GOVERNMENTAL FUNDS**

JUNE 30, 2017

(Page 1 of 2)

	General Fund	Central Vermont Career Center Fund	Grant Funds	Food Service Fund	Capital Reserve Fund	Tax Stabilization Fund	Totals Governmental Funds
ASSETS							
Cash and cash equivalents	\$ 301,916	\$ -	\$ -	\$ 128,643	\$ -	\$ -	\$ 430,559
Accounts receivable	51,415	2,413	-	-	-	-	53,828
Inventory	-	-	-	17,542	-	-	17,542
Prepaid expenditures	4,843	1,559	-	-	-	-	6,402
Due from other funds	-	211,484	-	-	100,467	527,626	839,577
Due from other districts	700,631	-	95,430	252,649	-	-	1,048,710
Total assets	<u>\$ 1,058,805</u>	<u>\$ 215,456</u>	<u>\$ 95,430</u>	<u>\$ 398,834</u>	<u>\$ 100,467</u>	<u>\$ 527,626</u>	<u>\$ 2,396,618</u>
LIABILITIES AND FUND EQUITY							
LIABILITIES:							
Accounts payable	\$ 103,599	\$ -	\$ 29,114	\$ -	\$ -	\$ -	\$ 132,713
Accrued expenditures	682,572	7,706	-	-	-	-	690,278
Due to other funds	<u>523,896</u>	<u>-</u>	<u>46,331</u>	<u>275,977</u>	<u>-</u>	<u>-</u>	<u>846,204</u>
Total liabilities	<u>1,310,067</u>	<u>7,706</u>	<u>75,445</u>	<u>275,977</u>	<u>-</u>	<u>-</u>	<u>1,669,195</u>
FUND EQUITY:							
Fund balances -							
Nonspendable	4,843	1,559	-	17,542	-	-	23,944
Restricted	-	206,191	19,985	105,315	-	-	331,491
Committed	-	-	-	-	100,467	527,626	628,093
Unassigned	<u>(256,105)</u>	<u>-</u>	<u>-</u>	<u>-</u>	<u>-</u>	<u>-</u>	<u>(256,105)</u>
Total fund balances	<u>(251,262)</u>	<u>207,750</u>	<u>19,985</u>	<u>122,857</u>	<u>100,467</u>	<u>527,626</u>	<u>727,423</u>
Total liabilities and fund equity	<u>\$ 1,058,805</u>	<u>\$ 215,456</u>	<u>\$ 95,430</u>	<u>\$ 398,834</u>	<u>\$ 100,467</u>	<u>\$ 527,626</u>	<u>\$ 2,396,618</u>

The notes to financial statements are an integral part of this statement.

SPAULDING UNION HIGH SCHOOL DISTRICT #41
AND CENTRAL VERMONT CAREER CENTER
BALANCE SHEET - GOVERNMENTAL FUNDS
JUNE 30, 2017
 (Page 2 of 2)

RECONCILIATION OF THE BALANCE SHEET - GOVERNMENTAL FUNDS
TO THE GOVERNMENT-WIDE STATEMENT OF NET POSITION:

Amount reported on Balance Sheet - Governmental Funds - total fund balances \$ 727,423

Amounts reported for governmental activities in the Government-wide Statement of Net Position are different because -

Capital assets used in governmental funds are not financial resources and are therefore not reported in the funds.

Capital assets

Accumulated depreciation

16,631,389
(9,452,669)

Long-term liabilities not due and payable in the current period are not reported in the funds.

Accrued compensated absences

Long-term debt

Accrued interest on long-term debt

(62,004)
(2,729,825)
(58,603)

Net position of governmental activities - Government-wide Statement of Net Position

\$ 5,055,711

The notes to financial statements are an integral part of this statement.

**SPAULDING UNION HIGH SCHOOL DISTRICT #41
AND CENTRAL VERMONT CAREER CENTER
STATEMENT OF REVENUES, EXPENDITURES AND CHANGES
IN FUND BALANCES - GOVERNMENTAL FUNDS
FOR THE YEAR ENDED JUNE 30, 2017**

(Page 1 of 3)

	General Fund	Central Vermont Career Center Fund	Grant Funds	Food Service Fund	Capital Reserve Fund	Tax Stabilization Fund	Totals Governmental Funds
REVENUES:							
Education spending grant	\$ 9,406,017	\$ 1,408,603	\$ -	\$ -	\$ -	\$ -	\$ 10,814,620
Intergovernmental - State	4,687,197	712,892	27,647	19,180	-	-	5,446,916
- Federal	94,075	-	391,578	879,071	-	-	1,364,724
Tuition	290,711	710,432	-	-	-	-	1,001,143
Food sales	-	-	-	293,950	-	-	293,950
Facility rental	18,028	700	-	-	-	-	18,728
Local grants and contributions	-	9,800	2,629	-	-	-	12,429
Cosmetology	-	4,770	-	-	-	-	4,770
Culinary	-	14,760	-	-	-	-	14,760
Automotive	-	31,829	-	-	-	-	31,829
Interest	24,047	-	-	43	3,402	17,009	44,501
Miscellaneous	27,760	12,871	-	-	-	-	40,631
Total revenues	<u>14,547,835</u>	<u>2,906,657</u>	<u>421,854</u>	<u>1,192,244</u>	<u>3,402</u>	<u>17,009</u>	<u>19,089,001</u>
EXPENDITURES:							
High School instruction	6,424,846	-	-	-	-	-	6,424,846
Vocational instruction	-	1,651,607	-	-	-	-	1,651,607
Special education	4,232,387	70,043	-	-	-	-	4,302,430
Co-curricular activities	53,705	28,213	-	-	-	-	81,918
Drama	9,433	-	-	-	-	-	9,433
Athletics	554,235	-	-	-	-	-	554,235
Guidance	553,033	59,170	-	-	-	-	612,203
Health services	105,236	22,939	-	-	-	-	128,175

The notes to financial statements are an integral part of this statement.

**SPAULDING UNION HIGH SCHOOL DISTRICT #41
AND CENTRAL VERMONT CAREER CENTER
STATEMENT OF REVENUES, EXPENDITURES AND CHANGES
IN FUND BALANCES - GOVERNMENTAL FUNDS
FOR THE YEAR ENDED JUNE 30, 2017**

(Page 2 of 3)

	General Fund	Central Vermont Career Center Fund	Grant Funds	Food Service Fund	Capital Reserve Fund	Tax Stabilization Fund	Totals Governmental Funds
EXPENDITURES (CONTINUED):							
Junior ROTC	211,174	-	-	-	-	-	211,174
Staff support	17,584	2,033	-	-	-	-	19,617
Library services	129,776	28,070	-	-	-	-	157,846
Technology	89,406	97,422	-	-	-	-	186,828
Board of Education	23,936	5,221	-	-	-	-	29,157
Office of the Superintendent	453,322	97,077	-	-	-	-	550,399
Office of the Principal	577,591	-	-	-	-	-	577,591
Office of the Director	-	425,408	-	-	-	-	425,408
School police officer	37,167	-	-	-	-	-	37,167
Operation and maintenance	1,147,319	319,479	-	-	-	-	1,466,798
Consolidated federal programs	-	-	201,941	-	-	-	201,941
Medicaid	-	-	39,631	-	-	-	39,631
Other grants	-	-	2,829	1,205	-	-	4,034
Perkins basic grant	-	-	149,785	-	-	-	149,785
Child Nutrition	204,815	35,523	-	1,174,694	-	-	1,174,694
Capital outlay	291,275	63,939	27,647	-	166,431	-	434,416
Debt service - Principal	85,871	18,851	-	-	-	-	355,214
- Interest	15,202,117	2,924,995	421,833	1,175,899	166,431	-	104,728
Total expenditures	<u>15,202,117</u>	<u>2,924,995</u>	<u>421,833</u>	<u>1,175,899</u>	<u>166,431</u>	<u>-</u>	<u>19,891,275</u>
NET CHANGE IN FUND BALANCES	(654,282)	(18,338)	21	16,345	(163,029)	17,009	(802,274)
FUND BALANCES, July 1, 2016	403,020	226,088	19,964	106,512	263,496	510,617	1,529,697
FUND BALANCES, June 30, 2017	<u>\$ (251,262)</u>	<u>\$ 207,750</u>	<u>\$ 19,985</u>	<u>\$ 122,857</u>	<u>\$ 100,467</u>	<u>\$ 527,626</u>	<u>\$ 727,423</u>

The notes to financial statements are an integral part of this statement.

SPaulding Union High School District #41
 AND CENTRAL VERMONT CAREER CENTER
 STATEMENT OF REVENUES, EXPENDITURES AND CHANGES
 IN FUND BALANCES - GOVERNMENTAL FUNDS
 FOR THE YEAR ENDED JUNE 30, 2017

(Page 3 of 3)

RECONCILIATION OF THE STATEMENT OF REVENUES, EXPENDITURES
 AND CHANGES IN FUND BALANCES - GOVERNMENTAL FUNDS
 TO THE GOVERNMENT-WIDE STATEMENT OF ACTIVITIES:

Net change in fund balances - total governmental funds	\$ (802,274)
Amounts reported for governmental activities in the Government-wide Statement of Activities are different because -	
Governmental funds report capital outlays as expenditures. However, in the Statement of Activities, the cost of those assets is allocated over their estimated useful lives as depreciation expense.	
Additions to capital assets, net of dispositions	434,416
Depreciation	(583,226)
The issuance of long-term debt (bonds, leases, etc.) provides current financial resources to governmental funds, while the repayment of the principal of long-term debt consumes the current financial resources of governmental funds. Neither transaction has any effect on net position.	
Debt service - principal paid on long-term debt	355,214
Increase in accrued interest on long-term debt	(58,603)
Changes in accrued compensated absences accumulated by employees will increase or decrease the liability reported in the government-wide statements, but are only recorded as an expenditure when paid in the governmental funds.	
Decrease in accrued compensated absences	22,986
Change in net position of governmental activities - Government-wide Statement of Activities	\$ (631,487)

The notes to financial statements are an integral part of this statement.

TOWN DIRECTORY



For answers on:

Administration
Ambulance Billings
Ambulance Info.
Animal Control
Assessments
Birth/Death Cert.
Building Permits
Burning Permits
Cemetery Lots
Delinquent Taxes
Dog Licenses
Education
Elections
Emergency Management
Engineering
Fire Information
Health Matters
Police Information
Property Tax Bills
Public Works
Recreation
Road Maintenance
On-Site Septic
Sewer Bills
Sewer Permits
Sewer Emergencies

Subdivisions
Town Clerk
Treasurer/Tax Collector
Voting & Registration
Welfare Officer

Call:

Town Manager 479-9331
Town Clerk 479-9391
E.M.S. (*non-emergency*) 476-3147
Police Dept. (*non-emergency*) 479-0509
Assessor 479-2595
Town Clerk 479-9391
Zoning Office 479-2595
Fire Warden 498-8694
Cemetery Sexton 479-0722
Town Manager 479-9331
Town Clerk 479-9391
Superintendent of Schools 476-5011
Town Clerk 479-9391
Chairman 476-7073
Town Engineer 479-2595
Fire Dept. (*non-emergency*) 476-3147
Health Officer 498-3808
Police Dept. (*non-emergency*) 479-0509
Town Clerk 479-9391
Public Works Garage 476-3522
Recreation Supervisor 476-6174
Public Works Superintendent 476-3522
Town Engineer 479-2595
Treasurer's Office 479-9391
Zoning Office 479-2595
Sewer Dept. (*daily*) 479-2595
(*nights/holidays / weekends*) 371-8106
Planning Office 479-2595
Town Clerk 479-9391
Town Treasurer 479-9391
Town Clerk 479-9391
Town Manager 479-9331

EMERGENCY

NUMBERS:

FIRE / POLICE / AMBULANCE

911

OFFICIAL SEAL FOR THE TOWN OF BARRE

Each symbol on the seal represents the past history of Barre Town and is more clearly defined as follows:

Gear Toothed Outer Perimeter - Symbolic of the industrial concerns in town.

Five Stars - To represent the five original settlements which evolved into the renamed five present sections of town.

Inner Circle - Representative of our strong reliance on the granite industry which evolved from the first farmers who were to homestead the land grants of 1780.

Thistle - Symbolic of our strong Scottish heritage. Equal acknowledgment is given to our French Canadian and Italian stoneworker settlers by the 'Fleur de Lis' (which also reminds us of the origin of the American Boy Scouts ... and by the Latin inscription which reads "The Strength of His Hills Is Ours Also"). This also speaks of our strong religious origins.

The Hands - Suggest the reputation built by the immigrant artisans and also serves to remind us of the famous fistfight to decide our name.