

ANNUAL REPORT



OF THE TOWN OFFICERS
OF THE TOWN OF
BLOOMFIELD, VT.
FOR THE YEAR ENDING DECEMBER 31

2021

Bloomfield Facts

Bloomfield is a town in Essex County, Vermont, United States. The population was 221 at the 2010 census, down from 261 at the 2000 census. It is part of the Berlin, NH-VT Micropolitan Statistical Area. On December 30, 1933, Bloomfield set a record low temperature for New England with -50°F (-46°C), a record tied along with Big Black River, Maine, on January 16, 2009.

Bloomfield is in northeastern Essex County, along the Connecticut River, which forms the state line with New Hampshire. The town is bordered to the southwest by Brunswick, to the northwest by Lewis, at its northernmost point by Averill, and to the northeast by Lemington, Vermont, while to the southeast, across the river, it is bordered by the towns of Columbia and Stratford, New Hampshire. The settlement of Bloomfield is in the southern corner of the town, at the mouth of the Nulhegan River in the Connecticut, and connected by bridge to the village of North Stratford, New Hampshire.

Vermont Route 102 follows the Connecticut River along the southeastern edge of the town, leading northeast 13 miles (21 km) to Colebrook, New Hampshire, and south 15 miles to Guildhall, Vermont, while Vermont route 105 leads west up the Nulhegan River 16 miles to Island Pond.

According to the United States Census Bureau, the town has a total area of 40.5 (105.0 km), square miles, of which 40.3 square miles (104.4 km) is land and 0.2 square miles (0.6 km²), or 0.59% is water. The highest point in the town is 2,470 feet (750 m) along the Northeast boundary.

In 1830, an act from the state General Assembly changed the name of the town from "Minehead" to "Bloomfield."

TOWN OF BLOOMFIELD INFORMATION PAGE

For Emergencies ~ police, fire, and ambulance: Dial 911

Town Clerk's Office Hours

Tuesdays and Thursdays 9:00 AM - 3:00 PM ~ or by appointment

Phone/Fax (802) 962-5191

Email/ townnofbloomfieldvt@gmail.com

Mailing Address: PO Box 336 North Stratford N.H. 03590

Physical Address: 27 Schoolhouse Rd, Bloomfield, VT

Selectmen Meetings

Every third (3rd) Monday of the month at 6:00 PM unless otherwise posted.

Bloomfield Dumpster Day

Saturday May 28th and Saturday September 10th 8AM -12:00 PM ~ located at the town office parking lot. Hazardous waste will be picked up this year.

Bloomfield Garbage "B-Bag" Purchase Locations

Town office (Tues/Thurs)	27 Schoolhouse Rd, Bloomfield
Claudette & Dean's Place	Route 3 North Stratford, NH
DeBanville's General Store & Cafe	47 VT Route 105, Bloomfield

Bloomfield Trash & Recycling Pick Up

D4 Rubbish Removal from Groveton, NH has been contracted for removing trash & recycling. They pick up on Thursday mornings after 7 AM. If Thursday falls on a holiday they will pick up trash and recycling on the Wednesday before.

Office

Moderator

Town Clerk

Town Treasurer

Selectpersons

Listers

Auditors

Fire Warden

Health Officer

Water Commissioner

Delinquent Tax Collector

NEKWMD Supervisor

Officer

Larry Williams (2022)

Raymond Bowen Jr. (2023)

Sharon Belknap (2023)

Denault Routhier (2022)

Eric Brault (2023)

Samuel Boudle (2024)

Christopher McGuire (2022)

Michael Belknap (2023)

Shawn Covill (2024)

Steven Bunnell (2022)

Bruce Prosper Jr. (2023)

Mary Boudle (2024)

George Nugent

Raymond Bowen Jr.

Chester Smart

Sharon Belknap (2023)

Paulette Routhier

WARNING

TOWN OF BLOOMFIELD ANNUAL TOWN MEETING

March 1, 2022

The legal voters of the Town of Bloomfield are hereby warned and notified to meet at the Bloomfield town meeting hall (Old Schoolhouse) on Tuesday March 1, 2022 at 6:45 O'clock in the evening to transact the following articles:

1. To choose a moderator.
2. To choose a Selectperson for a term of three years.
3. To choose a Lister for a term of three years.
4. To choose an Auditor for a term of three years.
5. To see if the town will instruct the Auditors of the town to employ services of an accountant from the Office of The Auditor of Account Section 1693-1697 of the state to conduct an audit of the accounts of the town.
6. Shall the town appropriate the sum of \$4,517 for the following contributions?
(This article may be discussed Line by line)




Green up Vermont	\$50.00
NEK Council on Aging	\$300.00
NEK Human Services	\$442.00
NEK Learning Services	\$100.00
Northeastern Vermont Development Association	\$500.00
Orleans/Essex Visiting Nurse Association (VNA) & Hospice	\$750.00
Rural Community Transportation (RCT) Fund	\$650.00
Stratford Public Library	\$200.00
Upper Connecticut Valley Hospital	\$700.00
Umbrella	\$200.00
Vermont Association for the Blind and Visually Impaired	\$100.00
Vermont Center For Independent Living	\$75.00
American Red Cross	\$250.00
Essex County Natural Resources Conservation District	\$200.00

7. To see what sum of money the town will vote for current and incidental expenses.
8. To see what sum of money the town will vote for highways and bridges.
9. To transact any other business that may come before the meeting.

Selectmen

Of

Bloomfield

TOWN OF BLOOMFIELD BUDGET 2022

EXPENSES - TOWN	2019	2020	2020	2021	2021	2022
SALARIES	SPENT	BUDGET	SPENT	BUDGET	SPENT	BUDGET
1. TOWN CLERK	9,510.36	10,000.00	9,843.20	10,300.00	9,849.82	10,300.00
TRAINING - NEW ASST CLERK		-		-	206.25	-
2. TREASURER (1% CURRENT TAX COLLECTED)	4,677.38	4,845.00	4,845.00	4,979.00	4,979.00	5,205.23
2A. TREASURER	4,000.00	4,000.00	4,000.00	4,000.00	4,000.00	4,000.00
3. SELECTMEN (3)	3,000.00	3,000.00	3,000.00	3,000.00	3,000.00	3,000.00
4. LISTERS (3)	4,000.00	4,000.00	4,000.00	4,000.00	4,000.00	4,000.00
5. AUDITORS (3)	300.00	300.00	300.00	300.00	300.00	300.00
6. FIRE WARDEN	100.00	100.00	100.00	100.00	100.00	100.00
7. NEKWMD SUPERVISOR	300.00	300.00	300.00	300.00	300.00	300.00
8. BALLOT CLERKS	210.21	887.76	871.32	317.25	274.17	1,017.00
9. DELINQUENT TAX COLLECTOR FEES	3,727.52	-	2,170.88	-	2,110.65	-
10. TOWN CLERK FEES	387.00	(2,019.00)	-	(1,617.00)	-	(2,214.00)
11. WATER COMMISSIONER (REIMB BY WATER DEPT)	1,248.65	-	1,615.00	-	1,096.51	-
12. WATER BOOKKEEPER (REIMB BY WATER DEPT)	300.00	-	300.00	-	322.95	-
TOWN SHARE OF WITHHOLDING	2,429.08	2,500.00	2,397.94	2,402.96	2,227.69	2,303.28
A TOTAL SALARIES	34,190.20	27,913.76	33,743.34	28,082.21	32,767.04	28,311.51
B ADMINISTRATIVE COSTS	50.00	1,000.00	1,524.00	1,000.00	248.66	1,000.00
WORKSHOP/MILEAGE/OFFICE WORK	104.40	500.00	-	-	-	-
WORKSHOP/MILEAGE/SUPPLIES - LISTERS	110.99	-	73.78	-	472.17	-
C CEMETERY CARE (MOWING, ETC)	2,100.00	2,100.00	2,100.00	2,100.00	2,100.00	2,100.00
D COLEBROOK DISPATCH (NORTHERN BORDERS or NI	5,759.55	5,715.03	5,715.03	5,595.26	5,595.26	5,550.42
E CONTINGENCY/REQUIRED SERVICES	1,707.79	2,000.00	2,170.42	2,000.00	1,696.01	2,000.00
MOWING TOWN OFFICE	1,700.00	1,700.00	1,700.00	1,700.00	1,900.00	1,900.00
F CONTRIBUTIONS	4,008.00	4,768.00	4,768.00	4,517.00	4,366.00	4,517.00
G COUNTY TAX	8,589.82	8,500.00	8,429.70	8,908.84	8,995.89	8,900.00
H EMERGENCY MEDICAL SERVICES	3,204.50	3,315.00	3,315.00	4,420.00	4,420.00	5,525.00
I FIRE PROTECTION ANNUAL RETAINER FEE	2,000.00	2,000.00	2,000.00	2,000.00	2,000.00	2,000.00
FIRE PROTECTION LIABILITY	4,157.83	2,000.00	1,346.00	2,000.00	673.80	2,000.00
J INSURANCE	1,503.00	1,700.00	1,510.00	1,500.00	499.75	1,600.00
K LEGAL EXPENSES	-	3,000.00	-	3,000.00	-	3,000.00
L MISCELLANEOUS EXPENSES/FEES	1,040.40	2,000.00	2,154.88	2,000.00	1,609.02	2,000.00
M OIL FOR TOWN BUILDING	2,926.11	2,500.00	1,818.59	2,500.00	2,416.08	2,750.00
N PLANNING - (PROPERTY MAPS)	575.00	600.00	600.00	700.00	700.00	800.00
O PRINTING SERVICES - ANNUAL TOWN REPORT	266.00	235.00	260.00	260.00	259.66	260.00
P REAPPRAISAL FUND	4,000.00	4,000.00	4,000.00	4,000.00	4,000.00	4,000.00
Q SHERIFF'S DEPARTMENT	-	-	-	-	-	-
R UTILITIES (ELECTRIC/PHONE)	3,197.06	3,300.00	3,235.02	3,375.00	3,432.26	3,600.00
S VERMONT LEAGUES OF CITIES & TOWNS- DUES	1,285.00	1,336.00	1,336.00	1,336.00	1,336.00	1,346.00
T WASTE MANAGEMENT	20,137.70	22,500.00	20,207.36	21,000.00	23,041.19	23,500.00
U WATER FOR TOWN HALL	425.00	425.00	425.00	425.00	425.00	425.00
WATER DEPT TO THE TOWN	(2,188.34)		(2061.50)		(1096.51)	
PAID PENALTIES COLLECTED	(3,835.23)		(2089.64)		(2142.94)	
TOWN CLERK FEES COLLECTED	(387.00)		-		-	
TOTAL EXPENSES - TOWN	96,627.78	103,107.79	98,280.98	102,419.31	99,714.34	107,084.93
LESS REVENUE - TOWN						
RAILROAD TAX		1,327.18		1,327.18		1,327.18
LAND USE (CURRENT USE)		29,444.00		30,255.00		31,097.00
FEDERAL LAND PILOT MONEY		2,353.00		2,040.00		1,917.00
VT PILOT		1,039.80		788.00		1,148.80
TOTAL REVENUE - TOWN		34,163.98		34,410.18		35,489.98
TOTAL EXPENSES TO BE COLLECTED FROM TAXES		68,943.81		68,009.13		71,594.95
EXPENSES - ROADS	2019	2020	2020	2021	2021	2022
A GENERAL MAINTENANCE	SPENT	BUDGET	SPENT	BUDGET	SPENT	BUDGET
VT DEC MUNICIPAL ROADS GENERAL PERMIT	44,331.70	30,000.00	56,279.50	30,000.00	50,922.00	40,000.00
BETTER BACK ROADS GRANT(S)	900.00	-	500.00	-	740.00	740.00
HIGHWAY SUPPLIMENT	(20,000.00)	(5,000.00)	(24,319.20)		(20,000.00)	
NVDA GRANTS IN AID			(3,505.83)		(751.18)	
B WINTER MAINTENANCE	-	-	-	-	-	-
WINTER SALT - STATE OF VERMONT	34,400.00	38,400.00	38,400.00	38,400.00	38,400.00	38,400.00
TOTAL EXPENSES - HIGHWAY/ROADS	1,296.72	1,300.00	-	1,300.00	-	1,300.00
STATE AID FOR TRANSPORTATION	60,928.42	64,700.00	67,354.47	69,700.00	69,310.82	80,440.00
AMOUNT TO BE COLLECTED FROM TAXES	(13,128.30)		(13,518.50)		(13,574.94)	
	51,571.70		56,181.50		66,865.06	

TREASURER'S REPORT
JANUARY 1 TO DECEMBER 31, 2021

12/31/2020

BALANCE IN TOWN CHECKING	\$	282,330.53	
BALANCE IN TOWN SAVINGS	\$	59,922.14	
BALANCE IN TOWN CEMETERY ACCT			\$ 342,252.67
	\$	15,361.70	
			\$ 15,361.70
			\$ 357,614.37

CASH RECEIPTS

DONATION	\$	1.00	
BLOOMFIELD WATER DEPARTMENT - PAYROLL LIABILITIES	\$	1,096.51	
CEMETERY ACCT INTEREST	\$	8.92	
CHECKING ACCT INTEREST	\$	34.20	
COPIES	\$	518.35	
DOG LICENSE	\$	165.00	
FEDERAL LAND PILOT MONEY	\$	1,917.00	
FIRE PROTECTION LIABILITY (RECEIVED FROM RESPONSIBLE PARTY)	\$	215.00	
GARBAGE BAGS	\$	5,326.00	
HIGHWAY/ROADS - BETTER BACK ROADS GRANT	\$	20,000.00	
HIGHWAY/ROADS - STATE AID FOR TRANSPORTATION (CLASS 3)	\$	13,574.94	
HIGHWAY/ROADS STATE SUPPLIMENT	\$	751.18	
INTEREST COLLECTED ON DELINQUENT PROPERTY TAXES	\$	1,971.62	
LIQUOR LICENSE	\$	185.00	
LISTER EDUCATION FUND	\$	284.00	
PROPERTY TAX PENALTIES COLLECTED	\$	2,142.94	
RAILROAD TAX	\$	1,327.18	
RESTORATION & PRESERVATION RESERVE FUND (DIGITIZING RECORDS)	\$	796.00	
RETURNED CHECK INCOME	\$	166.38	
SAVINGS ACCT. INTEREST	\$	5.99	
SCHOOL EDUCATION TAX REFUND	\$	3,995.37	
STATE & LOCAL FISCAL RECOVERY (LOCAL)	\$	12,300.81	
STATE & LOCAL FISCAL RECOVERY (COUNTY)	\$	23,054.94	
ST OF VT FOR REAPPRAISAL & GRANT	\$	2,414.00	
ST OF VT LAND USE (Current Use)	\$	31,097.00	
ST OF VT PILOT	\$	1,148.80	
TOWN FEES COLLECTED	\$	2,251.00	
WEIGHT PERMITS	\$	40.00	
			\$ 126,789.13

PROPERTY TAXES COLLECTED

2019	\$	2,252.09	
2020	\$	15,157.48	
2021	\$	525,194.58	
2021 MUNICIPAL PORTION FROM ST OF VT	\$	797.00	
2022 PREPAY	\$	660.00	
OVERPAYMENT OF TAXES 2020 & 2021	\$	1,300.07	
			\$ 545,361.22
			\$ 1,029,764.72

TREASURER'S REPORT
JANUARY 1 TO DECEMBER 31, 2021

CASH DISBURSEMENTS

SELECTMEN'S ORDERS	\$	102,246.38	
CEMETERY ORDERS	\$	-	
HIGHWAY / ROAD ORDERS	\$	90,062.00	
SCHOOL TAX	\$	418,361.00	
RETURNED CHECK FEE	\$	20.00	
CHECK FROM 2020 NOT CASHED - NCCRC - DONATION	\$	(151.00)	
			<u>\$ 610,538.38</u>

12/31/2021

CHECKBOOK BALANCE	\$	343,927.59	
BLOOMFIELD CEMETERY FUND	\$	15,370.62	
SAVINGS	\$	59,928.13	
			<u>\$ 419,226.34</u>
			<u>\$ 1,029,764.72</u>

PROPERTY TAX PENALTIES

COLLECTED 2021	\$ 2,142.94
OWED 2020	\$ 181.17
TOTAL PENALTIES DUE	\$ 2,324.11
PAID 2021	\$ (2,110.65)
BALANCE OWED 2021	\$ 213.46

PD January 28, 2022

DELINQUENT PROPERTY TAXES AS OF 12/31/21

2020

- * COLBY, DAVID (sold to CONNARY, MAURICE 7/2/2020)
MARSHALL, ROBERT/PENNY (ESTATE)
- * RAYMOND, DAVID

\$ 3,101.36

2021

- * COCHRAN, WADE R
- * CONNARY, MAURICE
COVILL, SHAWN & WENDY
FINKS, HARRIET
- * KINIRY, WANDA
MARSHALL, ROBERT/PENNY (ESTATE)
- * POST, LOIS (ESTATE)
POWELL, ARTHUR
RAYMOND, DAVID
- * RILEY, JOSHUA
SCOTT, DEAN SR ESTATE C/O BJ PROSPER
SLEZSAK, THOMAS

\$ 13,304.59

* partially paid as of 12/31/21

\$ 16,405.95

SELECTMEN'S ORDERS - TOWN
BLOOMFIELD BOARD OF SELECTMEN
JANUARY 1 - DECEMBER 31, 2021

ORD#	AUTO	CHK DATE	PERSON / FIRM	MEMO	NET CHECK
1	AUTO	01/05/21	Amazon.com	2020 W2 / 1099 Forms / Ink for Printer	157.42
2	AUTO	01/06/21	Consolidated Communications	December 12, 2020 bill	83.47
3	5719	01/22/21	Chester Smart	Water Commissioner Wages	44.48
4	5720	01/22/21	Raymond E Bowen, Jr.	Town Clerk Wages	628.14
5	5721	01/22/21	Sharon Belknap	Delinquent Tax Penalties	540.26
6	5722	01/22/21	C N Brown	181.6 gals oil	377.55
7	5723	01/22/21	W.B. Mason Co., Inc.	Setup Scanning to Computer for Digitizing	85.00
8	5724	01/22/21	Colebrook Fire Dept	Fire Protection - Annual Stipend	2,000.00
9	5725	01/22/21	D4 Rubbish Removal	Trash/Recyclables & Tipping Fee	1,611.10
10	5726	01/22/21	NEKWMD	Waste Management Surcharge	91.57
11	5727	01/22/21	NEMRC	Marshall Swift Residential Right To Use Tables	77.76
12	5728	01/22/21	CAI Technologies	Planning - Tax Map Maintenance	150.00
13	5730	01/22/21	United States Treasury	Quarterly Federal Tax Return	2,036.36
14	5729	01/22/21	Vermont Department of Taxes	Quarterly Withholding WHT-436	49.00
15	AUTO	01/27/21	Vermont Electric Cooperative, Inc.	Utilities - Electric	207.56
16	AUTO	02/06/21	Consolidated Communications	Utilities - Phone/Internet	85.39
17	AUTO	02/11/21	USPO	Postage to mail 69 Town Reports	124.20
18	5731	02/19/21	USPO	100 Forever Stamps	55.00
19	5732	02/19/21	Chester Smart	Water Commissioner Wages	28.79
20	5733	03/20/20	Raymond E Bowen, Jr.	Town Clerk Wages	628.28
21	5734	02/19/21	Sharon Belknap	Town Treasurer Quarterly Salary	923.50
22	5735	02/19/21	Bruce T Prosper	Town Auditor Salary	92.35
23	5736	02/19/21	Mary J Boudle	Town Auditor Salary	92.35
24	5738	02/19/21	Steven A Bunnell	Town Auditor Salary	92.35
25	5737	02/19/21	Sharon Belknap	2020 Current Taxes Collected	4,598.10
26	5740	02/19/21	C N Brown	158.0 gals oil	336.93
27	5741	02/19/21	Vermont State Treasurer	Animal License Return	90.00
28	5742	02/19/21	Vermont State Treasurer	Civil Marriage License Return	150.00
29	5743	02/19/21	D4 Rubbish Removal	Trash/Recyclables & Tipping Fee	1,326.51
30	5744	02/19/21	Taylor-Moore Agency	Insurance - Public Official Bond	100.00
31	5745	02/19/21	NEKWMD	Waste Management Surcharge	91.46
32	AUTO	02/26/21	Vermont Electric Cooperative, Inc.	Utilities - Electric	211.90
33	AUTO	03/09/21	Consolidated Communications	Utilities - Phone/Internet	85.67

SELECTMEN'S ORDERS - TOWN
BLOOMFIELD BOARD OF SELECTMEN
JANUARY 1 - DECEMBER 31, 2021

ORD#	AUTO	CHK DATE	PERSON / FIRM	MEMO	NET CHECK
34	AUTO	02/17/21	Shoplet.com	Metal Drawer Land Record Card Holders	239.84
35	5748	03/19/21	Mary J Boudle	Ballot Clerk Wages	97.66
36	5749	03/19/21	Norman J Peters	Ballot Clerk Wages	85.00
37	5746	03/19/21	Aleda G Routhier	Ballot Clerk Wages	70.53
38	5747	03/19/21	Chester Smart	Water Commissioner Wages	49.71
39	5750	03/19/21	Raymond E Bowen, Jr.	Town Clerk Wages	662.97
40	5751	03/19/21	D4 Rubbish Removal	Trash/Recyclables & Tipping Fee	1,302.13
41	5752	03/19/21	NEKWMD	Waste Management Surcharge	80.21
42	5753	03/19/21	R.C. Brayshaw & Company, Inc.	Town Reports	259.66
43	5754	03/19/21	C N Brown	181.9 gals oil	432.74
44	5755	03/19/21	IDS - Identification Source	Animal License Tags for 2021 & 2022	99.03
45	5756	03/19/21	Bloomfield Water System	2021 Water Rent for year	425.00
46	AUTO	03/26/21	Vermont Electric Cooperative, Inc.	Utilities - Electric	208.77
47	AUTO	04/06/21	Consolidated Communications	Utilities - Phone/Internet	85.67
48	AUTO	03/19/21	USPO	Postage to mail 2019 Final Delinquent Tax Notice	6.45
49	5758	04/23/21	Chester Smart	Water Commissioner Wages	47.10
50	5760	04/23/21	Paulette Routhier	Assistant Town Clerk Wages	354.40
51	5759	04/23/21	Raymond E Bowen, Jr.	Town Clerk Wages	479.49
52	5761	04/23/21	Sharon Belknap	Delinquent Tax Penalties Collected	671.84
53	5764	04/23/21	Impact Fire	Annual Inspection	224.62
54	5765	04/23/21	CAI Technologies	Planning - Tax Map Maintenance	150.00
55	5766	04/23/21	C N Brown	155 gals oil	381.15
56	5767	04/23/21	D4 Rubbish Removal	Trash/Recyclables & Tipping Fee	1,319.09
57	5768	04/23/21	NEKWMD	Waste Management Surcharge	88.21
58	5769	04/23/21	Colebrook Fire Dept	Fire Protection Liability	673.80
59	5770	04/23/21	NEK Choice School District	FY21 Education Tax Payment	17,667.00
60	AUTO	04/23/21	INTUIT PAYROLL	Annual Payroll Renewal	650.00
61	AUTO	04/27/21	Vermont Electric Cooperative, Inc.	Utilities - Electric	201.99
62	5762	04/23/21	Vermont Department of Taxes	Quarterly Withholding WHT-436	50.00
63	5763	04/23/21	United States Treasury	Quarterly Federal Tax Return	1,613.74
64	AUTO	05/07/21	Consolidated Communications	Utilities - Phone/Internet	85.90
65	5771	05/21/21	Chester Smart	Water Commissioner Wages	70.65
66	5774	05/21/21	Paulette Routhier	Assistant Town Clerk Wages	340.21

SELECTMEN'S ORDERS - TOWN
BLOOMFIELD BOARD OF SELECTMEN
JANUARY 1 - DECEMBER 31, 2021

ORD#	AUTO	CHK DATE	PERSON / FIRM	MEMO	NET CHECK
67	5772	05/21/21	Raymond E Bowen, Jr.	Town Clerk Wages	310.63
68	5773	05/21/21	Sharon Belknap	Town Treasurer Quarterly Salary	923.50
69	5776	05/21/21	Shawn R Covill	Lister Salary - NEMRC Sys Operator	923.50
70	5775	05/21/21	Sharon Belknap	Delinquent Tax Penalties Collected	172.49
71	5777	05/21/21	D4 Rubbish Removal	Trash/Recyclables & Tipping Fee	1,656.68
72	5782	06/12/21	NEKWMD	Waste Management Surcharge	113.95
73	AUTO	05/27/21	VT Electric Cooperative, Inc.	Utilities - Electric	192.43
74	AUTO	06/06/21	Consolidated Communications	Utilities - Phone/Internet	85.99
75	5784	06/24/21	Raymond E Bowen, Jr.	Town Clerk Wages	732.76
76	5783	06/24/21	Chester Smart	Water Commissioner Wages	115.13
77	5785	06/24/21	Covills Lawn & Home Care	Mowing Contract	950.00
78	5786	06/24/21	Town of Colebrook	Dispatch	2,797.63
79	5787	06/24/21	D4 Rubbish Removal	Trash/Recyclables & Tipping Fee	2,193.47
80	5798	08/27/21	NEKWMD	Waste Management Surcharge	176.42
81	5788	06/24/21	Essex County Treasurer	County Tax	4,497.95
82	5789	06/24/21	VLCT	FY22 Annual Dues	1,336.00
83	AUTO	06/26/21	Vermont Electric Cooperative, Inc.	Utilities - Electric	197.81
84	AUTO	07/07/21	Consolidated Communications	Utilities - Phone/Internet	85.99
85	AUTO	06/17/21	USPO	Postage to mail recording pages back	4.80
86	5792	07/23/21	Raymond E Bowen, Jr.	Town Clerk Wages	648.34
87	5791	07/23/21	Chester Smart	Water Commissioner Wages	86.35
88	5793	07/23/21	Covills Lawn & Home Care	Mowing Contract	950.00
89	5794	07/23/21	D4 Rubbish Removal	Trash/Recyclables & Tipping Fee	1,313.26
90	5799	08/27/21	NEKWMD	Waste Management Surcharge	85.46
91	5795	07/23/21	CAI Technologies	Planning - Tax Map Maintenance	200.00
92	AUTO	07/23/21	USPS.COM	500 Forever Stamped Envelopes	335.90
93	5796	07/23/21	Vermont Department of Taxes	Quarterly Withholding WHT-436	35.00
94	5797	07/23/21	United States Treasury	Quarterly Federal Tax Return	1,032.56
95	AUTO	07/27/21	Vermont Electric Cooperative, Inc.	Utilities - Electric	192.08
96	AUTO	08/06/21	Consolidated Communications	Utilities - Phone/Internet	88.84
97	5800	08/27/21	W.B. Mason Co., Inc.	Copy Paper/Post It Notes	131.91
98	5801	08/27/21	Chester Smart	Water Commissioner Wages	102.04
99	5802	08/27/21	Raymond E Bowen, Jr.	Town Clerk Wages	817.19

SELECTMEN'S ORDERS - TOWN
BLOOMFIELD BOARD OF SELECTMEN
JANUARY 1 - DECEMBER 31, 2021

ORD#	AUTO	CHK DATE	PERSON / FIRM	MEMO	NET CHECK
100	5803	08/27/21	Sharon Belknap	Town Treasurer Quarterly Salary	923.50
101	5804	08/27/21	Covills Lawn & Home Care	Mowing Contract	950.00
102	5805	08/27/21	D4 Rubbish Removal	Trash/Recyclables & Tipping Fee	1,665.69
103	5806	08/27/21	NEKWMD	Waste Management Surcharge	118.45
104	5807	08/27/21	N E M R C	Annual Support / License Agreement	309.00
105	5808	08/27/21	TOWN OF BRUNSWICK	Property Tax Parcel ID 0609703	8.66
106	5809	08/27/21	VT Offender Work Program - Sign/Steel	Handicap Parking Sign for Town Office	26.22
107	AUTO	08/26/21	VT Electric Cooperative, Inc.	Utilities - Electric	198.51
108	AUTO	09/07/21	Consolidated Communications	Utilities - Phone/Internet	88.74
109	AUTO	09/13/21	W.B. Mason Co., Inc.	Printer Service Contract	325.00
110	5810	09/24/21	Chester Smart	Water Commissioner Wages	66.73
111	5812	09/24/21	Raymond E Bowen, Jr.	Town Clerk Wages	125.21
112	5811	09/24/21	Paulette Routhier	Assistant Town Clerk Wages	490.34
113			VOID NUMBER USED FOR OLD TOWN HALL ORDER TO REPAIR WALL		
114	5813	09/24/21	U.S. POSTAL SERVICE	Annual PO Box Fee	84.00
115	5814	09/24/21	D4 Rubbish Removal	Trash/Recyclables & Tipping Fee	1,375.80
116	5817	10/20/21	NEKWMD	Waste Management Surcharge	114.95
117	5815	09/24/21	NEKWMD	Waste Management Surcharge	207.74
118			VOID TOWN ORDER #118 - W.B. Mason billed us in error		
119	5816	09/24/21	Covills Lawn & Home Care	Mowing Contract	950.00
120	AUTO	09/27/21	Vermont Electric Cooperative, Inc.	Utilities - Electric	177.75
121	AUTO	10/07/21	Consolidated Communications	Utilities - Phone/Internet	88.74
122	5818	10/18/21	Chester Smart	Water Commissioner Wages	74.57
123	5820	10/20/21	Raymond E Bowen, Jr.	Town Clerk Wages	563.91
124	5819	10/20/21	Paulette Routhier	Assistant Town Clerk Wages	85.05
125	5822	10/20/21	United States Treasury	Quarterly Federal Tax Return	751.26
126	5821	10/20/21	Vermont Department of Taxes	Quarterly Withholding WHT-436	51.00
127	5823	10/20/21	C N Brown	161.4 gals oil	464.66
128	5824	10/20/21	NEMRC	Right to use tables - Listers	85.41
129	5825	10/20/21	Essex County Treasurer	County Tax	4,497.94
130	5826	10/20/21	D4 Rubbish Removal	Trash/Recyclables & Tipping Fee + Bulky Day	2,508.80
131	5827	10/20/21	NEKWMD	Waste Management Surcharge	176.17
132	5828	10/20/21	CAI Technologies	Planning - Tax Map Maintenance	200.00

SELECTMEN'S ORDERS - TOWN
BLOOMFIELD BOARD OF SELECTMEN
JANUARY 1 - DECEMBER 31, 2021

ORD#	AUTO	CHK DATE	PERSON / FIRM	MEMO	NET CHECK
133	5829	10/20/21	NEK Choice School District	FY22 Education Tax Payment	200,000.00
134	5830	10/20/21	Mascoma Bank	2021 Property Tax Overpayment Refund	1,113.00
135	AUTO	10/27/21	Vermont Electric Cooperative, Inc.	Utilities - Electric	196.25
136	AUTO	11/06/21	Consolidated Communications	Utilities - Phone/Internet	88.36
137	AUTO	11/08/21	USPO	Postage - Delinquent Tax Notices	12.19
138	5836	11/19/21	Chester Smart	Water Commissioner Wages	66.73
139	5837	11/19/21	Raymond E Bowen, Jr.	Town Clerk Wages	613.16
140	5839	11/19/21	Vickie J Lucius	Assistant Town Clerk Wages	103.89
141	5838	11/19/21	Sharon Belknap	Town Treasurer Quarterly Salary	923.50
142	5842	11/19/21	Eric Brault	Selectmen Salary	923.50
143	5845	11/19/21	Samuel J Boudle	Selectmen Salary	923.50
144	5841	11/19/21	Denault N Routhier	Selectmen Salary	923.50
145	5844	11/19/21	Michael Belknap	Lister Salary	923.50
146	5846	11/19/21	Shawn R Covill	Lister Salary	923.50
147	5840	11/19/21	Christopher J McGuire	Lister Salary	923.50
148	5843	11/19/21	George Nugent	Fire Warden Salary	92.35
149	5847	11/19/21	Paulette Routhier	NEKWMD Supervisor Stipend	275.86
150	5848	11/19/21	Sharon Belknap	Water Dept Bookkeeper	277.05
151	5849	11/19/21	NEK Choice School District	FY22 Education Tax Payment	100,000.00
152	5850	11/19/21	St of VT, Vermont State Treasurer	FY22 Education Tax Payment	694.00
153	5851	11/19/21	Tardiff Heating & Mechanical	Service Furnace and Boiler	411.39
154	5852	11/19/21	D4 Rubbish Removal	Trash/Recyclables & Tipping Fee	1,323.86
155	5853	11/19/21	Waste Zero	60 Cases - Garbage Bags	2,610.00
156	5854	11/19/21	NEKWMD	Waste Management Surcharge	90.71
157	5855	11/19/21	Town of Colebrook	Dispatch	2,797.63
158	5856	11/19/21	Carroll Ockert	2021 Property Tax Overpayment Refund	81.08
159	5857	11/19/21	Groveton Ambulance Corps	2021 Contract EMS	4,420.00
160	5858	11/19/21	GREEN UP VERMONT	Contribution 2021	50.00
161	5859	11/19/21	NEK Council on Aging	Contribution 2021	300.00
162	5860	11/19/21	NEK Human Services Inc.	Contribution 2021	442.00
163	5861	11/19/21	Northeast Kingdom Learning Services, Inc.	Contribution 2021	100.00
164	5862	11/19/21	NVDA	Contribution 2021	500.00
165	5863	11/19/21	Orleans Essex VNA & Hospice	Contribution 2021	750.00

SELECTMEN'S ORDERS - TOWN
BLOOMFIELD BOARD OF SELECTMEN
JANUARY 1 - DECEMBER 31, 2021


ORD#	AUTO	CHK DATE	PERSON / FIRM	MEMO	NET CHECK
166	5864	11/19/21	Rural Community Transportation, Inc.	Contribution 2021	650.00
167	5865	11/19/21	STRATFORD PUBLIC LIBRARY	Contribution 2021	200.00
168	5866	11/19/21	Upper Connecticut Valley Hospital	Contribution 2021	700.00
169	5884	12/31/21	UMBRELLA	Contribution 2021	200.00 *
170	5867	11/19/21	VT Assoc for Blind & Visually Impaired	Contribution 2021	100.00
171	5868	11/19/21	VT Center for Independent Living	Contribution 2021	75.00
172	5869	11/19/21	American Red Cross	Contribution 2021	250.00
173	5870	11/19/21	ESSEX COUNTY NATURAL CONS DIST	Contribution 2021	200.00
174	AUTO	11/27/21	Vermont Electric Cooperative, Inc.	Utilities - Electric	201.47
175	AUTO	12/07/21	Consolidated Communications	Utilities - Phone/Internet	88.21
176	AUTO	12/02/21	Staples.com	2 Office Chairs	158.98
177	AUTO	12/02/21	Carrot-Top Industries	US Flag & POW Flag	173.08
178	5873	12/24/21	Chester Smart	Water Commissioner Wages	188.39
179	5874	12/24/21	Raymond E Bowen, Jr.	Town Clerk Wages	803.12
180	5876	12/24/21	Vickie J Lucius	Assistant Town Clerk Wages	86.58
181	5875	12/24/21	Sharon Belknap	Delinquent Tax Penalties Collected	564.60
182	5878	12/24/21	VLCT PACIF	Workers Compensation/Property & Casualty Ins.	399.75
183	5879	12/24/21	D4 Rubbish Removal	Trash/Recyclables & Tipping Fee	1,313.79
184	5880	12/24/21	NEKWMD	Waste Management Surcharge	85.71
185	5881	12/24/21	C N Brown	137.4 gal oil	423.05
186	5882	12/24/21	Colebrook Fire Dept	Annual Retainer for year 2022	2,000.00 *
187	5883	12/24/21	NEK Choice School District	FY22 Education Tax Payment	100,000.00
188	AUTO	12/27/21	VT Electric Cooperative, Inc.	Utilities - Electric	204.77
					<u>520,607.38</u>
AUTO - DEBIT FROM CHECKING ACCOUNT					
* OUTSTANDING ORDERS 2021					
Less NEK Choice School District					(417,667.00)
Less State of Vermont - Education tax payment					(694.00)
<u>Total for the Town of Bloomfield</u>					<u>102,246.38</u>

SELECTMEN'S ORDERS - HIGHWAY / ROADS
BLOOMFIELD BOARD OF SELECTMEN
JANUARY 1 - DECEMBER 31, 2021

ORD#	CHK #	CHK DATE	PERSON / FIRM	Account	NET AMT
R1	5718	01/22/2021	Michael Belknap	Winter Maintenance pymt #4	6,400.00
R2	5739	02/19/2021	Michael Belknap	Winter Maintenance pymt #5	6,400.00
R3	5757	03/19/2021	Michael Belknap	Winter Maintenance pymt #6	6,400.00
R4	5778	05/21/2021	Michael Belknap	Sweep Aprons - Cut Blowdowns	335.00
R5	5779	05/21/2021	State of Vermont WMD	Notice of Intent Processing Fee	240.00
R6	5780	05/21/2021	State of Vermont WMD	Municipal Roads General Permit Stormwater Op Fee	500.00
R7	5781	05/21/2021	Michael Belknap	Grading - Reconstructing Ditches - Snow Hill	2,850.00
R8	5790	06/24/2021	Michael Belknap	Grading Roads	1,980.00
R9	5831	10/20/2021	Michael Belknap	Winter Maintenance pymt #1	6,400.00
R10	5832	10/20/2021	David White	Roadside Mowing	2,880.00
R11	5833	10/20/2021	Michael Belknap	Grading Roads	810.00
R12	5834	10/20/2021	Michael Belknap	Better Back Roads BR0852 - Snow Hill Project	33,007.00
R13	5835	10/20/2021	Michael Belknap	Equipment/Mat'l - Gen Maint Snow Hill, Fuller Rd	8,508.00
R14	5872	11/19/2021	Michael Belknap	Winter Maintenance pymt #2	6,400.00
R15	5871	11/19/2021	Michael Belknap	Rock Removal - Road Maintenance - Snow H/Mill Br	552.00
R16	5877	12/24/2021	Michael Belknap	Winter Maintenance pymt #3	6,400.00 *

* OUTSTANDING ORDERS 2021

	<u>90,062.00</u>
Less Better Back Roads Grant	(20,000.00)
Less Highway Supplement	(751.18)
	<u>69,310.82</u>



Better Back Roads BR0852 - Snow Hill Project

CEMETERY TRUST FUNDS

	END BAL 12/31/20	INTEREST	IN / (OUT)	END BAL 12/31/21
PASSUMPSIC SAVINGS BANK ST. JOHNSBURY, VT ALMA HARVEY & MARY BOWKER	\$ 262.01	\$ 0.24		\$ 262.25
BANGOR BANK COLEBROOK, NH WILLIAM B & CORDELIA SPENCER	\$ 479.40	\$ 0.27		\$ 479.67
BANGOR BANK COLEBROOK, NH GERALD BRAINARD	\$ 238.15	\$ 0.14		\$ 238.29
BANGOR BANK COLEBROOK, NH NORMA & WALLACE SANBORN	\$ 474.14	\$ 0.28		\$ 474.42
BANGOR BANK COLEBROOK, NH HEAMON A AND BESSIE M NASON	\$ 465.91	\$ 0.27		\$ 466.18
BANGOR BANK COLEBROOK, NH IN MYRON C AND ALFRED M FULLER	\$ 304.50	\$ 0.18		\$ 304.68
BANGOR BANK COLEBROOK, NH LUCY BARTLETT	\$ 422.20	\$ 0.25		\$ 422.45

BLOOMFIELD CEMETERY FUND

BANGOR BANK TOWN OF BLOOMFIELD CEMETERY ACCOUNT ALLOCATION FROM TOWN PAID FOR CEMETERY CARE	\$ 5,955.69	\$ 8.92	\$ 2,100.00 \$(2,100.00)	\$ 5,964.61
INS BAL FROM DEC 2012 PAYMENT	\$ 9,406.01			9,406.01
CEMETERY ACCOUNT BALANCE	<u>\$ 15,361.70</u>	<u>\$ 8.92</u>	<u>\$ -</u>	<u>\$ 15,370.62</u>

2021 APPROPRIATIONS

APPROVED BUDGET MARCH 2, 2021*	TAX RATE	2021 GRAND LIST VALUE	TAX \$ TO COLLECT
TOWN GENERAL FUND 68,009.13 *	0.2249	302,432	68,017.01
HIGHWAY 56,181.50 *	0.1858	302,432	56,191.99
LOCAL AGREEMENT (VET EXEMPTION OVER \$10M)	0.0044	302,432	1,330.73
NON-RESIDENTIAL ED	1.5497	207,594	321,709.18
HOMESTEAD ED	1.4728	94,838	139,677.39
LATE HOMESTEAD PENALTY			-
TOTAL TO BE COLLECTED FROM TAXES			586,926.30

COMPARATIVE BALANCE SHEET

	12/31/19	12/31/20	12/31/21
CHECKBOOK BALANCE	259,928.49	282,330.53	343,927.59 *
DELINQUENT TAXES	16,768.63	20,510.93	16,405.95
SAVINGS ACCOUNT BALANCE	59,916.14	59,922.14	59,928.13
	<u>336,613.26</u>	<u>362,763.60</u>	<u>420,261.67</u>

*Includes ARPA State/Local/County funding \$35,355.75

OLD TOWN HALL
SHARON BELKNAP, TREASURER
JANUARY 1, 2021 - DECEMBER 31, 2021

STATEMENT OF CASH RECEIPTS AND DISBURSEMENTS

CASH RECEIPTS

12/31/20	BALANCE IN CHECKBOOK	2189.52
	INTEREST	0.21
	TOTAL	2189.73

CASH DISBURSEMENTS

	RENE ROUTHIER	Repair wall	500.00
12/31/21	BALANCE IN CHECKBOOK		1689.73
	TOTAL		1689.73

WATER DEPARTMENT
SHARON BELKNAP, TREASURER
JANUARY 1, 2021 TO DECEMBER 31, 2021

STATEMENT OF CASH RECEIPTS AND DISBURSEMENTS

CASH RECEIPTS

12/31/20	CHECKING BALANCE	\$ 14,073.77	
	SAVINGS BALANCE	\$ 412.65	
			\$ 14,486.42
	WATER RENT 2020	\$ 106.25	
	WATER RENT 2021	\$ 7,969.25	
	RETURNED CHECK WATER RENT DEC 2021	\$ (106.00)	
	RETURNED CHECK BANK FEE	\$ (12.00)	
	WATER RENT INVOICE - LATE PAYMENT FEE	\$ 140.00	
			\$ 8,097.50
	INTEREST INCOME 2021 CHECKING/SAVINGS	\$ 9.31	
			\$ 9.31
	TOTAL RECEIPTS	\$ 22,593.23	\$ 22,593.23

CASH DISBURSEMENTS

	LOAN PAYMENT TO PEOPLES BANK	\$ 873.64	
	MEMBERSHIP FEE - VT RURAL WATER ASSOC	\$ 235.00	
	MILEAGE	\$ 205.58	
	OPERATING FEE ST OF VT	\$ 25.90	
	PAYROLL EXPENSES	\$ 1,096.51	
	POSTAGE	\$ 3.40	
	UTILITIES - VT ELECTRIC COOP	\$ 259.35	
	WATER SECURITY SERVICE- LUFKIN	\$ 320.00	
	WATER / MAINTENANCE SUPPLIES	\$ 24.19	
	WATER TESTS - EASTERN ANALYTICAL	\$ 204.00	
			\$ 3,247.57
12/31/21	CHECKING BALANCE	\$ 18,932.77	
	SAVINGS BALANCE	\$ 412.89	
			\$ 19,345.66
	TOTAL CASH DISBURSEMENTS	\$ 22,593.23	\$ 22,593.23

DELINQUENT WATER RENTS AS OF 12/31/21

DAVE RAYMOND	DECEMBER 31, 2021	106.25
DON PELKEY	DECEMBER 31, 2021	106.25

ACCOUNTS RECEIVABLE 12/31/21

GEORGE NUGENT	INVOICE FOR WATER LINE REPAIR 2020	312.50
---------------	------------------------------------	--------

WATER DEPARTMENT - SELECTMEN'S REPORT
JANUARY 1 - DECEMBER 31, 2021

ORD#	CHK#	CHK DATE	PERSON/FIRM	MEMO	NET CHK
1	1218	01/22/2021	Chester Smart	Mileage	7.90
2	1219	01/22/2021	Eastern Analytical Inc.	Water tests	27.00
3	AUTO	01/27/2021	VT Electric Coop	Utilities	23.56
4	1220	02/19/2021	Chester Smart	Mileage	6.72
5	1221	03/14/2021	Eastern Analytical Inc	Water tests	30.00
6	AUTO	02/26/2021	VT Electric Coop	Utilities	24.43
7	1222	03/19/2021	Chester Smart	Mileage	8.96
8	1223	03/19/2021	Treasurer St of VT	Operating fee	10.35
9	AUTO	03/26/2021	VT Electric Coop	Utilities	23.73
10	1224	04/23/2021	Chester Smart	Mileage	7.84
11	1225	04/23/2021	Town of Bloomfield	Payroll liabilities	143.36
12	1226	04/23/2021	Eastern Analytical Inc	Water tests	15.00
13	AUTO	04/27/2021	VT Electric Coop	Utilities	21.98
14	1227	05/21/2021	Chester Smart	Mileage	17.36
15	AUTO	05/27/2021	VT Electric Coop	Utilities	20.77
16	1228	06/24/2021	Chester Smart	Mileage	42.00
17	1229	06/28/2021	Eastern Analytical Inc	Water tests	15.00
18	1230	06/28/2021	Treasurer St of VT	Operating fee	7.25
19	AUTO	06/26/2021	VT Electric Coop	Utilities	20.25
20	1231	06/28/2021	Lufkin Security Systems, LLC	Monitoring fee	320.00
21	1232	07/23/2021	Chester Smart	Mileage	10.08
22	1233	07/23/2021	Eastern Analytical Inc	Water tests	27.00
23	AUTO	07/27/2021	VT Electric Coop	Utilities	20.25
24	1234	07/23/2021	Town of Bloomfield	Payroll liabilities	271.46
25	1235	08/22/2021	VT Rural Water Assoc.	Membership fee	235.00
26	1236	08/27/2021	Chester Smart	Mileage	26.88
27	1237	08/27/2021	Eastern Analytical Inc	Water tests	30.00
28	1238	08/27/2021	Treasurer St of VT	Operating fee	8.30
29	AUTO	08/26/2021	VT Electric Coop	Utilities	20.08
30	1239	09/24/2021	Chester Smart	Mileage	14.56
31	1240	09/24/2021	Eastern Analytical Inc	Water tests	15.00
32	AUTO	09/27/2021	VT Electric Coop	Utilities	20.25
33	1241	10/20/2021	Chester Smart	Mileage	11.20
34	1242	10/20/2021	P. A. Hicks & Sons	Supplies	24.19
35	1243	10/20/2021	Eastern Analytical Inc	Water tests	15.00
36	AUTO	10/27/2021	VT Electric Coop	Utilities	20.25
37	1001	10/20/2021	Town of Bloomfield	Payroll liabilities	297.38
38	1002	11/19/2021	Chester Smart	Mileage/Postage	19.08
39	1003	11/19/2021	Eastern Analytical Inc	Water tests	15.00
40	AUTO	11/27/2021	VT Electric Coop	Utilities	20.94
41	1004	12/24/2021	Chester Smart	Mileage	36.40
42	1006	12/24/2021	People's United Bank	Loan payment	873.64
43	1005	12/24/2021	Eastern Analytical Inc	Water tests	15.00 *
44	AUTO	12/27/2021	VT Electric Coop	Utilities	22.86
45	1007	12/24/2021	Town of Bloomfield	Payroll liabilities	384.31

AUTO - DEBIT FROM CHECKING ACCOUNT

\$ 3,247.57

*Outstanding 12/31/21

RABIES



Rabies is a deadly viral disease of the brain that infects mammals. In Vermont, rabies is most commonly found in wild animals such as raccoons, skunks, foxes, bats and woodchucks. Cats, dogs and livestock can also get rabies if they have not been vaccinated for rabies. Hundreds of cases of animal rabies have been reported throughout Vermont since 1992 and will continue to be a problem for many years.

SYMPTOMS: Rabies is a disease of the central nervous system. Rabid animals show a change in their normal behavior, but you cannot tell whether an animal has rabies simply by looking at it. Animals may show unusual aggression, extreme depression or bizarre behavior. In humans, early rabies symptoms include fever, headache and general weakness. As the disease progresses, symptoms may include insomnia, anxiety, confusion, slight or partial paralysis, excitation, hallucinations, agitation, hypersalivation (increase in saliva), difficulty swallowing, and hydrophobia (fear of water). Death will usually occur within days of these symptoms.

TRANSMISSION: The virus is spread through the bite of an infected animal. Non-bite exposures very rarely result in rabies. People cannot get rabies indirectly, such as petting or handling animals, or from contact with urine, blood or feces.

<http://www.healthvermont.gov/disease-control/zoonotic-diseases/rabies>

**Pursuant to: 20 V.S.A. § 3581
Of The Vermont Statutes Online
Title 20: Internal Security and Public
Safety, Chapter 193: Domestic Pet or
Wolf-hybrid Control, Subchapter 002:
Licenses**

Any dog or wolf/hybrid that is more than six (6) months old must be registered and licensed annually on or before April 1st, by the Town Clerk.

To obtain a license the dog's owner must pay a fee, present the Town Clerk with proof that the animal has been vaccinated against rabies (a licensed veterinarian will certify the vaccination on a form provided by the state) within the prescribed time and in the case of a spayed female or neutered male dog, provide a certificate of sterilization from a licensed veterinarian.

Current License fees on or before April 1st:
Intact male or female dog or wolf/ hybrid
 $\$13.00 + \5.00 State of VT = Total \$17.00

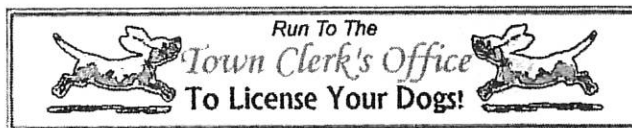
Spayed female or neutered male dog or
wolf/ hybrid
 $\$9.00 + \2.00 State of VT = Total \$11.00

After April 1st:
A late fee of \$5.00 will be assessed

A dog or wolf/hybrid of less than one (1) year of age must have been vaccinated to be licensed.

A dog or wolf/hybrid two (2) or more years old must have been vaccinated in the preceding twenty four (24) months.

Dog and wolf/hybrids kept for breeding purposes must be licensed with a special license annually by April 1st.



2021
ANNUAL REPORTS
OF THE
NEK CHOICE SCHOOL DISTRICT



INFORMATIONAL MEETING NOTICE

Monday, February 21, 2022 at 6:00 PM

Essex North Supervisory Union Office

5 Park Street, Canaan, VT

Call in Remotely with Phone Number 1-312-626-6799

Zoom Meeting ID: 841 3000 9555 Passcode: 731487

Our mission of the NEK Choice School District is to acknowledge each student's individuality and provide school choice to help ensure the most rewarding and successful educational experience and environment.

Bloomfield, Brunswick, East Haven, Granby, Guildhall, Kirby, Lemington, Maidstone, Norton, Victory

NEK CHOICE SCHOOL DISTRICT WARNING

The legal voters of NEK Choice School District are hereby duly notified and warned to meet at their respective individual voting locations below, to vote for Articles One (1) through Four (4) by Australian Ballot on Tuesday, March 1, 2022, with the polls open from 10:00 AM to 7:00 PM.

Town of Brunswick: Brunswick Community Office Building
Town of Bloomfield: Bloomfield Town Hall
Town of East Haven: East Haven Community Building
Town of Granby: Granby Town Office
Town of Guildhall: Guildhall Town Office
Town of Kirby: Kirby Town Office
Town of Lemington: Lemington Town House
Town of Maidstone: Maidstone Town Office
Town of Norton: Norton Town Office
Town of Victory: Victory Town Office

ARTICLE 1. Shall the voters of NEK Choice School District authorize the Board of School Directors to borrow money in anticipation to pay tuition expenses?
(Australian Ballot)


ARTICLE 2. Shall the voters of NEK Choice School District authorize the Board of School Directors to withdraw from the reserve fund in order to pay unanticipated tuition expenses? (Australian Ballot)

ARTICLE 3. Shall the voters of the NEK Choice School District approve the Board of Directors to expend \$5,814,523.00 which is the amount the School Board has determined to be necessary for the ensuing fiscal year? It is estimated that this proposed budget, if approved, will result in education spending of \$20,285 per equalized pupil. This projected spending per equalized pupil is 16.8% higher than for the current year. (Australian Ballot)

ARTICLE 4. To elect all School District Officers, as required by law. (Australian Ballot)

Given unto our hands this 20th day of January 2022.

NEK Choice School District Board Chair


Miles Etter

NEK Choice School District Message from the Board Chair

It has been an interesting year for NEK Choice School District. Students returned to their schools and adjusted to the many challenges that Covid presents. We are familiar with the changes and stressors students have encountered, how families continue to juggle their life responsibilities, and how schools are stretched to meet the expanded needs of their students. It is a draining period of time we are in. Patience, Positivity and Appreciation practiced daily will help contribute to better results.

Our student population has increased in spite of some students leaving the district and several students shifting to home schooling. This presented more tracking for the office, but after 5 years of operation, they have improved the process greatly. We have established good relationships with the 36 schools our students attend, and we have had consistent leadership and staff which has helped immensely.

Our Board, which is moving into a 6th year, has been fortunate to see 8 members continue to serve their terms since the inaugural meeting. Other members are working on their 2nd year, and I hope they will stay committed. I hope and trust that we will see new, interested individuals look to take on a school board role as long-serving members decide to retire.

Karen, our Superintendent, has put together information to inform you of estimated tax rates. Our budgets have been good in comparison to projections presented in the Articles of Agreement. The CLA decrease, due to house and land sales, has impacted towns throughout the state and this has been brought to the legislators' attention. The legislators have been working to find a way to help offset this in order to help taxpayers. It is always helpful when town citizens reach out to their representatives in the legislature and express the concerns the boards have presented. To help yourselves – get involved, and share your concerns.

Our Annual Meeting will offer the opportunity to participate at both an in-person site in Canaan and a remote site. This coming year, we also plan to seek out as many student stories as possible. We'd like to share challenges, successes, and accomplishments – from during school and after graduation. If you are so inclined and inspired, please send your child's story to your School Board member or to the Superintendent's office. Thanks for the opportunity to serve your children!

Remember – if you have any questions or concerns, please contact your school board member or the Superintendent's office. We are more than happy to help.

Respectfully,



Miles Etter
NEK Choice School District Chair

**NEK School Choice School District
Report of the Superintendent**



Dear Families and Community Members,

As I reflect on this past year, it is easy to begin listing all the challenges we have faced over the past two years in education. It would be just as easy to highlight all the sacrifices and efforts it has taken to keep our schools open and our children safe in what is now our third school year impacted by COVID-19. Despite these challenges and sacrifices, administrators, teachers, staff members, students, and caregivers have all come together to meet this unprecedented time in our lives. Vacations have been postponed, plans have been canceled, and protocols - whether we agree with them or not - have been followed. In short, you've done whatever has been needed on a day-to-day basis to protect not only your own families, but every family in our district. I could not be more proud and more grateful to serve the children and families of the NEK Choice School District.

Our overall enrollment has increased from the prior school year, even with several transitions to home study and families moving out of our district. We are currently working with 36 schools to ensure residencies are verified, tuition payments are made timely and support services are being provided based on needs for the 312 children in our NEK Choice communities. Our Director of Student Services, Jennifer Lawcewicz and Associate Director of Student Services, Beth Lemnah have continued to streamline contractual agreements for student services working collaboratively with 21 of the 36 schools our students currently attend.

As it relates to the budget, there are still many moving targets in the current legislative session related to our estimated equalized per pupil costs including the final Tax Commissioners yield, the use of prior year surplus from the education fund, potential changes to the funding formula related to the UVM Weighting Study Report and the ACT173 Special Education block grant. Based on our projections for the FY2023 budget, we anticipate a 16.8% rise in our projected equalized per pupil cost to \$20,285. Our total expenditures less offsetting revenues account for the educational spending request of \$5,814,523 which calculates our NEK Choice Homestead Union Tax Rate for the school district at \$1.5680, which is an increase of \$.0360 cents from the prior year.

Under our Act46 Articles of Agreement, we no longer receive any incentives and/or throttles limiting community taxes from increasing or decreasing by 5%. Although, some communities will be impacted significantly by their town's Common Level of Appraisal (CLA) and grand list outcomes on re-appraisals, comparatively the projected tax rates shared in the 2018 community merger vote presentation are lower than previously anticipated.

Towns	2018 ACT46 Tax Rate Projections for FY2023	Current Tax Rate Projections for FY2023
Bloomfield	\$1.8698	\$1.4797
Brunswick	\$2.1043	\$1.7840
East Haven	\$1.9577	\$1.6702
Granby	\$1.9638	\$1.6090
Guildhall	\$1.8930	\$1.6424
Kirby	\$2.0541	\$1.6605
Lemington	\$1.9453	\$1.5732
Maidstone	\$1.8862	\$1.7883
Norton	\$2.1051	\$1.8298
Victory	\$1.9378	\$1.6371

If you would like more information or have questions or concerns pertaining to the budgets or educational needs of your children, feel free to contact me by email at kconroy@ensvt.org, phone 802-266-3330 ext. 202, or visit our website at <http://www.ensvt.org/NEK-Choice>.

Please join us at our Annual Informational Meeting on Monday, February 21st at the Essex North Supervisory Union Office located at 5 Park Street in Canaan, connect remotely via Zoom Meeting Id: 841 3000 9555 Passcode: 731487 at 6:00PM or join us by phone (312) 626-6799. I look forward to continuing to be a strong fiscal agent for the district while providing a choice in educational experiences for all our students and families.

Stay safe, stay healthy, stay well,

Karen E. Conroy
Superintendent of Schools
Essex North Supervisory Union

FOTHERGILL SEGALE & VALLEY

Certified Public Accountants



October 25, 2021

To the Management and
Board of School Directors
NEK Choice School District

We have audited the financial statements of the governmental activities and the major fund of NEK Choice School District for the year ended June 30, 2021. Professional standards require that we provide you with information about our responsibilities under generally accepted auditing standards and *Government Auditing Standards* as well as certain information related to the planned scope and timing of our audit. We have communicated such information in our letter to you dated May 21, 2021. Professional standards also require that we communicate to you the following information related to our audit.

Significant Audit Matters

Qualitative Aspects of Accounting Practices

Management is responsible for the selection and use of appropriate accounting policies. The significant accounting policies used by NEK Choice School District are described in Note 1 to the financial statements. No new accounting policies were adopted and the application of existing policies was not changed during the year. We noted no transactions entered into by the School District during the year for which there is a lack of authoritative guidance or consensus. All significant transactions have been recognized in the financial statements in the proper period.

Accounting estimates are an integral part of the financial statements prepared by management and are based on management's knowledge and experience about past and current events and assumptions about future events. Certain accounting estimates are particularly sensitive because of their significance to the financial statements and because of the possibility that future events affecting them may differ significantly from those expected. The School District had no accounting estimates.

The financial statement disclosures are neutral, consistent and clear.

Difficulties Encountered in Performing the Audit

We encountered no significant difficulties in dealing with management in performing and completing our audit.

Corrected and Uncorrected Misstatements

Professional standards require us to accumulate all known and likely misstatements identified during the audit, other than those that are clearly trivial, and communicate them to the appropriate level of management. There were no corrected or uncorrected misstatements as a result of our audit procedures.

Disagreements with Management

For purposes of this letter, a disagreement with management is a financial accounting, reporting, or auditing matter, whether or not resolved to our satisfaction, that could be significant to the financial statements or the auditor's report. We are pleased to report that no such disagreements arose during the course of our audit.

Management Representations

We have requested certain representations from management that are included in the management representation letter dated October 25, 2021.

Management Consultations with Other Independent Accountants

In some cases, management may decide to consult with other accountants about auditing and accounting matters, similar to obtaining a "second opinion" on certain situations. If a consultation involves application of an accounting principle to the School District's financial statements or a determination of the type of auditor's opinion that may be expressed on those statements, our professional standards require the consulting accountant to check with us to determine that the consultant has all the relevant facts. To our knowledge, there were no such consultations with other accountants.

Other Audit Findings or Issues

We generally discuss a variety of matters, including the application of accounting principles and auditing standards, with management each year prior to retention as the School District's auditors. However, these discussions occurred in the normal course of our professional relationship and our responses were not a condition to our retention.

Other Matters

We applied certain limited procedures to management's discussion and analysis, which is required supplementary information (RSI) that supplements the basic financial statements. Our procedures consisted of inquiries of management regarding the methods of preparing the information and comparing the information for consistency with management's responses to our inquiries, the basic financial statements, and other knowledge we obtained during our audit of the basic financial statements. We did not audit the RSI and do not express an opinion or provide any assurance on the RSI.

Restriction on Use

This information is intended solely for the information and use of the Board of School Directors and management of NEK Choice School District and is not intended to be, and should not be, used by anyone other than these specified parties.

Very truly yours,

Fothergill Segale & Valley, CPAs

FOTHERGILL SEGALE & VALLEY, CPAs
Vermont Public Accountancy License #110

BALANCE SHEET - GOVERNMENTAL FUND
AND RECONCILIATION TO THE STATEMENT OF NET POSITION

JUNE 30, 2021

	Governmental Fund General Fund
ASSETS	
Cash in banks	\$ 1,167,202
Total assets	<u>\$ 1,167,202</u>
LIABILITIES AND FUND BALANCE	
Liabilities	
Accounts payable	\$ 1,392
Due to Essex North Supervisory Union	<u>69,466</u>
Total liabilities	<u>70,858</u>
Fund Balance	
Committed	637,596
Assigned for FY2022	393,036
Assigned for future budgets	<u>65,712</u>
Total fund balance	<u>1,096,344</u>
Total liabilities and fund balance	<u>\$ 1,167,202</u>

RECONCILIATION TO THE STATEMENT OF NET POSITION:

TOTAL FUND BALANCE - GOVERNMENTAL FUNDS and NET POSITION - GOVERNMENTAL ACTIVITIES	<u>\$ 1,096,344</u>
---	---------------------

NEK Choice School District
2022-2023 (FY23) Approved Budget

SUPERINTENDENT'S OFFICE	Approved Budget (FY22)	Proposed Budget (FY23)	Increase/ (Decrease)
Supervisory Union Assessment	219,175.00	231,699.00	12,524.00
Total Superintendent's Office:	219,175.00	231,699.00	12,524.00

SCHOOL BOARD			
Board Members Stipend	10,293.00	10,700.00	407.00
NEK Choice Clerk	50.00	50.00	-
NEK Choice Moderator	50.00	50.00	-
Payroll Taxes	795.00	-	(795.00)
Audit Services	11,000.00	11,025.00	25.00
Legal Services	3,000.00	3,500.00	500.00
Advertising	1,700.00	1,000.00	(700.00)
Postage, Printing & Publishing	500.00	750.00	250.00
Dues & Fees-VSBA Data/Dues/New Member Trainings	3,400.00	3,400.00	-
Supplies	200.00	-	(200.00)
Total School Board:	30,988.00	30,475.00	(513.00)

TREASURER			
Treasurer Stipend	1,200.00	1,260.00	60.00
Payroll Taxes	92.00	-	(92.00)
General Supplies	100.00	-	(100.00)
Total Treasurer:	1,392.00	1,260.00	(132.00)

REGULAR EDUCATION: PreK Tuition			
Tuition-Location TBD PreK \$3656 FY 23 (7)	24,752.00	25,592.00	840.00
Total PreK Tuition (7 students):	24,752.00	25,592.00	840.00

REGULAR EDUCATION: Elementary Tuition			
Tuition-Location TBD New Kindergarteners (4)	68,000.00	63,912.00	(4,088.00)
Tuition-Barnet K-6 (1)	54,000.00	19,313.00	(34,687.00)
Tuition-Burke Town K-6 (3)	89,215.00	53,571.00	(35,644.00)
Tuition-Canaan K-6 (9)	171,000.00	176,130.00	5,130.00
Tuition-Clonlara K-6 (0)	30,610.00	-	(30,610.00)
Tuition-Colebrook Elementary K-6 (0)	77,124.00	-	(77,124.00)
Tuition-Concord K-6 (5)	71,372.00	89,286.00	17,914.00
Tuition-Good Shepherd K-6 (1)	-	15,861.00	15,861.00
Tuition-Groveton Elementary K-6 (2)	32,014.00	32,974.00	960.00
Tuition-Lancaster Elementary K-6 (13)	174,260.00	233,321.00	59,061.00
Tuition-Lunenburg Elementary K-6 (0)	17,843.00	-	(17,843.00)
Tuition-Lupine Montessori K-6 (3)	-	23,198.00	23,198.00
Tuition-Lyndon Town K-6 (7)	124,901.00	125,000.00	99.00
Tuition-Mount Royal Academy North K-6 (5)	-	25,039.00	25,039.00
Tuition-Newark K-6 (4)	53,529.00	71,428.00	17,899.00
Tuition-Peacham K-6 (1)	18,270.00	19,313.00	1,043.00
Tuition-Riverside K-6 (43)	719,335.00	687,071.00	(32,264.00)
Tuition-St. Johnsbury School K-6 (5)	66,096.00	68,079.00	1,983.00
Tuition-Stratford K-6 (8)	154,692.00	141,629.00	(13,063.00)
Tuition-Sunnybrook Montessori K-6 (1)	19,260.00	4,877.00	(14,383.00)
Tuition-Sutton K-6 (2)	53,529.00	35,714.00	(17,815.00)
Tuition-Thaddeus Stevens K-6 (5)	91,830.00	79,892.00	(11,938.00)
Tuition-Waterford K-6 (5)	90,000.00	96,563.00	6,563.00
Tuition-Woodland Community K-6 (5)	10,300.00	53,045.00	42,745.00
Total Elementary Tuition (132 students):	2,187,180.00	2,115,216.00	(71,964.00)

NEK Choice School District
2022-2023 (FY23) Approved Budget

REGULAR EDUCATION: Secondary Tuition (7-8/9-12)	Approved Budget (FY22)	Proposed Budget (FY23)	Increase/ (Decrease)
Tuition-Barnet 7-8 (1)	-	19,313.00	19,313.00
Tuition-Burke Town 7-8 (2)	17,843.00	35,714.00	17,871.00
Tuition-Canaan 7-8 (7)	120,000.00	144,200.00	24,200.00
Tuition-Clonlara 7-8 (0)	16,720.00	-	(16,720.00)
Tuition-Colebrook Elementary 7-8 (1)	19,281.00	19,014.00	(267.00)
Tuition-Concord 7-8 (4)	53,529.00	71,428.00	17,899.00
Tuition-Danville 7-8 (1)	18,000.00	18,849.00	849.00
Tuition-Groveton Middle 7-8 (1)	16,007.00	16,487.00	480.00
Tuition-Lancaster Elementary 7-8 (2)	104,556.00	35,896.00	(68,660.00)
Tuition-Lyndon Town 7-8 (2)	89,215.00	35,714.00	(53,501.00)
Tuition-Mount Royal Academy North 7-8 (1)	-	5,008.00	5,008.00
Tuition-Newark 7-8 (1)	71,372.00	17,857.00	(53,515.00)
Tuition-Riverside 7-8 (16)	284,240.00	277,556.00	(6,684.00)
Tuition-St. Johnsbury School 7-8 (2)	22,032.00	22,693.00	661.00
Tuition-Stratford Public 7-8 (1)	17,188.00	17,704.00	516.00
Tuition-Thaddeus Stevens 7-8 (2)	33,440.00	34,695.00	1,255.00
Tuition-Waterford 7-8 (1)	-	19,313.00	19,313.00
Tuition-Woodland Community 7-8 (0)	10,300.00	-	(10,300.00)
Tuition-Arlington 9-12 (0)	16,720.00	-	(16,720.00)
Tuition-Blue Mountain Union High School 9-12 (1)	-	17,347.00	17,347.00
Tuition-Burke Mountain Academy 9-12 (2)	16,720.00	34,695.00	17,975.00
Tuition-Canaan 9-12 (13)	200,000.00	267,800.00	67,800.00
Tuition-Colebrook Academy 9-12 (1)	43,134.00	23,292.00	(19,842.00)
Tuition-Danville 9-12 (0)	54,000.00	-	(54,000.00)
Tuition-East Burke 9-12 (0)	16,720.00	-	(16,720.00)
Tuition-Groveton High 9-12 (7)	117,803.00	104,003.00	(13,800.00)
Tuition-Holderness 9-12 (1)	16,720.00	17,347.00	627.00
Tuition-Killington Mountain School 9-12 (2)	-	34,695.00	34,695.00
Tuition-Lyndon Institute 9-12 (36)	575,215.00	735,482.00	160,267.00
Tuition-North Country Charter Academy 9-12 (1)	15,682.00	-	(15,682.00)
Tuition-North Country Union High School 9-12 (1)	19,425.00	19,055.00	(370.00)
Tuition-St. Johnsbury Academy 9-12 (26)	407,925.00	512,838.00	104,913.00
Tuition-White Mountain School 9-12 (2)	16,720.00	34,695.00	17,975.00
Tuition-White Mountain Regional 9-12 (14)	227,348.00	298,061.00	70,713.00
Extra Cost-St. Johnsbury Academy 9-12 Guided Studies (1)	9,518.00	9,337.00	(181.00)
Total Secondary Tuition (152 students):	2,647,373.00	2,900,088.00	252,715.00
Total Pre K, Elementary & Secondary Tuition (291 students):	4,859,305.00	5,040,896.00	181,591.00
Total Non Special Education Services:	58,422.00	53,400.00	(5,022.00)
SPECIAL EDUCATION: Services			
Total Special Education Services:	258,450.00	456,793.00	198,343.00
Grand Total of NEK Choice School District Expenditures:	5,427,732.00	5,814,523.00	386,791.00

Revenue Statement NEK Choice School District	Est. Revenue (FY22)	Est. Revenue (FY23)	Increase/ (Decrease)
Prior Year Surplus	393,036.00	-	(393,036.00)
Education Fund	5,033,696.00	5,813,523.00	779,827.00
Interest	1,000.00	1,000.00	-
Total Revenue:	5,427,732.00	5,814,523.00	386,791.00

District: Northeast Kingdom Choice USD		U065		Property dollar equivalent yield	Homestead tax rate per \$12,937 of spending per equalized pupil
SU: Essex North		Essex County		12,937	1.00
				15,484	Income dollar equivalent yield per 2.0% of household income
Expenditures		FY2020	FY2021	FY2022	FY2023
1.	Adopted or warned union district budget (including special programs and full technical center expenditures)	\$5,340,056	\$4,903,958	\$5,427,732	\$5,814,523
2.	plus Sum of separately warned articles passed at union district meeting	-	-	-	-
3.	Adopted or warned union district budget plus articles	\$5,340,056	\$4,903,958	\$5,427,732	\$5,814,523
4.	plus Obligation to a Regional Technical Center School District if any	-	-	-	-
5.	plus Prior year deficit repayment of deficit	-	-	-	-
6.	Total Union Budget	\$5,340,056	\$4,903,958	\$5,427,732	\$5,814,523
7.	S.U. assessment (included in union budget) - informational data	-	-	-	-
8.	Prior year deficit reduction (if included in union expenditure budget) - informational data	-	-	-	-
Revenues					
9.	Union revenues (categorical grants, donations, tuitions, surplus, federal, etc.)	\$12,888	\$696,090	\$394,036	\$1,000
10.	Total offsetting union revenues	\$12,888	\$696,090	\$394,036	\$1,000
Education Spending		\$5,327,168	\$4,207,868	\$5,033,696	\$5,813,523
12.	Northeast Kingdom Choice USD equalized pupils	289.20	295.50	286.59	286.59
Education Spending per Equalized Pupil		\$18,420.36	\$14,239.82	\$17,564.10	\$20,285.16
13.	Less net eligible construction costs (or P&I) per equalized pupil	\$72.90	\$70.77	\$73.57	-
14.	Less share of SpEd costs in excess of \$50,000 for an individual (per equpup)	-	-	-	-
15.	Less amount of deficit if deficit is SOLELY attributable to tuitions paid to public schools for grades the district does not operate for new students who moved to the district after the budget was passed (per equpup)	-	-	-	-
16.	Less SpEd costs if excess is solely attributable to new SpEd spending if district has 20 or fewer equalized pupils (per equpup)	-	-	-	-
17.	Estimated costs of new students after census period (per equpup)	-	-	-	-
18.	Total tuitions if tuitioning ALL K-12 unless electorate has approved tuitions greater than average announced tuition (per equpup)	Exempt	Exempt	Exempt	Exempt
19.	Less planning costs for merger of small schools (per equpup)	-	-	-	-
20.	Teacher retirement assessment for new members of Vermont State Teachers' Retirement System on or after July 1, 2015 (per equpup)	-	-	-	-
21.		-	-	-	-
22.	Excess spending threshold	threshold = \$18,311 \$18,311.00	threshold = \$18,755 \$18,756.00	threshold = \$18,789 \$18,789.00	threshold = \$19,977 \$19,977.00
23.	plus Excess Spending per Equalized Pupil over threshold (if any)	-	-	-	-
24.	Per pupil figure used for calculating District Equalized Tax Rate	\$18,420	\$14,240	\$17,564	\$20,285.16
25.	Union spending adjustment (minimum of 100%)	172.994% based on yield \$10,648	129.476% based on yield \$10,998	155.201% based on \$11,317	156.800% based on yield \$12,937
26.	Anticipated equalized union homestead tax rate to be prorated [\$20,285.16 ÷ (\$12,937 ÷ 1.00)]	\$1.7299 based on \$1.00	\$1.2948 based on \$1.00	\$1.5320 based on \$1.00 .02 Incentive	\$1.5680 based on \$1.00
Prorated homestead union tax rates for members of Northeast Kingdom Choice USD		FY 22 Eq Tax Rate	Equalized Rate FY 2023	CLA FY 2023	Est Tax Rate FY2023
T021	Bloomfield	1.5320	1.5680	105.97%	1.4797
T035	Brunswick	1.5320	1.5680	87.89%	1.7840
T064	East Haven	1.5320	1.5680	93.88%	1.6702
T083	Granby	1.2155	1.5680	97.45%	1.6090
T088	Guildhall	1.2155	1.5680	95.47%	1.6424
T108	Kirby	1.5320	1.5680	94.43%	1.6605
T111	Lemington	1.5225	1.5680	99.67%	1.5732
T118	Maidstone	1.2155	1.5680	87.68%	1.7883
T144	Norton	1.5320	1.5680	85.69%	1.8299
T216	Victory	1.7818	1.5680	95.78%	1.6371
27.	Anticipated income cap percent to be prorated from Northeast Kingdom Choice USD [(\$20,285.16 ÷ \$15,484) x 2.00%]	2.72% based on 2.00%	2.04% based on 2.00%	2.55% based on 2.00%	2.62% based on 2.00%
Prorated union income cap percentage for members of Northeast Kingdom Choice USD		FY2020	FY2021	FY2022	FY2023
T021	Bloomfield	2.72%	2.04%	2.55%	2.62%
T035	Brunswick	2.72%	2.04%	2.55%	2.62%
T064	East Haven	2.72%	2.04%	2.55%	2.62%
T083	Granby	2.72%	2.04%	2.55%	2.62%
T088	Guildhall	2.72%	2.04%	2.55%	2.62%
T108	Kirby	2.72%	2.04%	2.55%	2.62%
T111	Lemington	2.72%	2.04%	2.55%	2.62%
T118	Maidstone	2.72%	2.04%	2.55%	2.62%
T144	Norton	2.72%	2.04%	2.55%	2.62%
T216	Victory	2.72%	2.04%	2.55%	2.62%

- Following current statute, the Tax Commissioner recommended a property yield of \$12,937 for every \$100 of homestead tax per \$100 of equalized property value. The Tax Commissioner also recommended an income yield of \$15,484 for a base income percent of 2.0% and a non-residential tax rate of 1.482. New and updated data will likely change the proposed property and income yields and perhaps the non-residential rate.

- Final figures will be set by the Legislature during the legislative session and approved by the Governor.

- The base income percentage cap is 2.0%.

NEK CHOICE ESTIMATED TAX RATES FY23

ESTIMATED Tax Rates for FY23 with Variance to FY22 Tax Rates	FY22	FY23 ESTIMATED	Variance
Total Budget	\$5,427,732	\$5,814,523	\$386,791
Local Revenues	\$394,036	\$1,000	\$(393,036)
Education Spending	\$5,033,696	\$5,813,523	\$779,827
Equalized Pupils	286.59	286.59	-
Education Spending Per Equalized Pupil	\$17,564	\$20,285	\$2,721
Dollar Equivalent Yield (Tax Commissioner's Recommendation)	\$11,317	\$12,937	\$1,620
Equalized Homestead Tax Rate	\$1.5520	\$1.5680	\$0.0160
Merger Tax Rate Incentive	\$0.0200	-	\$(0.0200)
NEK Choice Towns Homestead Tax Rate (after incentive)	\$1.5320	\$1.5680	\$0.0360

NEK Choice Towns	FY22 Tax Rate	FY23 Common Level of Appraisal (CLA)	FY23 Estimated Tax Rate	Variance
Bloomfield	\$1.4728	105.97%	\$1.4797	\$0.0069
Brunswick	\$1.6183	87.89%	\$1.7840	\$0.1657
East Haven	\$1.6541	93.88%	\$1.6702	\$0.0161
Granby	\$1.2179	97.45%	\$1.6090	\$0.3911
Guildhall	\$1.1710	95.47%	\$1.6424	\$0.4714
Kirby	\$1.5143	94.43%	\$1.6605	\$0.1462
Lemington	\$1.4639	99.67%	\$1.5732	\$0.1093
Maidstone	\$1.2796	87.68%	\$1.7883	\$0.5087
Norton	\$1.6947	85.69%	\$1.8298	\$0.1351
Victory	\$1.7621	95.78%	\$1.6371	(\$0.1250)

NEK Student Population by Town & Grade

Town	Pre-K	Grades K-6	Grades 7-12	Total
Bloomfield		8	9	17
Brunswick		6	6	12
East Haven	1	19	26	46
Granby			6	6
Guildhall	3	16	15	34
Kirby	14	71	60	145
Lemington		3	9	12
Maidstone		9	7	16
Norton		8	8	16
Victory		1	7	8
Grand Totals	18	141	153	312

**Essex North Supervisory Union
2022-2023 (FY23) Approved Budget**

Expenditures SUPERINTENDENT'S OFFICE	Approved Budget (FY22)	Proposed Budget (FY23)	Increase (Decrease)	NEK Choice	Canaan
GENERAL COSTS					
SUPERINTENDENTS OFFICE:					
Superintendent Salary	\$111,000	\$116,000	\$5,000	\$58,000	\$58,000
Treasurer Stipend	\$1,680	\$1,747	\$67	\$874	\$874
Business Administrator Salary	\$57,930	\$70,000	\$12,070	\$35,000	\$35,000
Admin Asst/Accounts Payable/NEK Residency Clerk Salary	\$34,611	\$37,440	\$2,829	\$18,720	\$18,720
Payroll & Human Resource Benefits Coordinator Salary	\$38,808	\$43,680	\$4,872	\$21,840	\$21,840
Benefits	\$121,933	\$116,464	(\$5,469)	\$58,232	\$58,232
Advertising	\$1,654	\$1,700	\$46	\$850	\$850
Audit Services	\$11,000	\$14,175	\$3,175	\$7,088	\$7,088
Cleaning Costs	\$3,900	\$0	(\$3,900)	\$0	\$0
Computer Equipment	\$2,125	\$0	(\$2,125)	\$0	\$0
Contracted Services	\$6,075	\$11,820	\$5,745	\$5,910	\$5,910
Dues & Fees-Registrations/Memberships	\$8,164	\$6,500	(\$1,664)	\$3,250	\$3,250
General Supplies/Books/Misc	\$5,162	\$4,800	(\$362)	\$2,400	\$2,400
Lease-NEK Expense Only	\$2,723	\$8,374	\$5,651	\$8,374	\$0
Legal Services	\$5,000	\$5,000	\$0	\$2,500	\$2,500
Postage	\$1,891	\$1,900	\$9	\$950	\$950
Prof/OLT Liab. Ins-Errors & Omissions/Liability Ins.	\$5,117	\$9,450	\$4,333	\$4,725	\$4,725
Repairs/Maintenance	\$480	\$2,364	\$1,884	\$1,182	\$1,182
Software	\$20,100	\$18,750	(\$1,350)	\$9,375	\$9,375
Telephone/Internet	\$9,780	\$8,000	(\$1,780)	\$4,000	\$4,000
Trash Removal	\$2,600	\$0	(\$2,600)	\$0	\$0
Travel Expenses	\$4,500	\$6,000	\$1,500	\$3,000	\$3,000
Tuition Reimbursement	\$2,000	\$2,000	\$0	\$1,000	\$1,000
Total Supervisory Union Expenditures:	\$458,233	\$486,164	\$27,931	\$247,269	\$238,895

Expenditures TRANSPORTATION	Approved Budget (FY22)	Proposed Budget (FY23)	Increase (Decrease)	NEK Choice	Canaan
Owned Bus-Salary	\$11,420	\$8,000	(\$3,420)	\$0	\$8,000
Owned Bus-Benefits	\$874	\$612	(\$262)	\$0	\$612
Owned Bus-Repairs, Inspections, Fuel, Fees, Insurance, Supplies	\$8,515	\$19,550	\$11,035	\$0	\$19,550
Owned Bus-Lease Year -3 out of 3	\$13,829	\$13,829	\$0	\$0	\$13,829
Bus Service-Contracted Reg Student Transportation	\$188,400	\$205,000	\$16,600	\$0	\$205,000
Bus Service-Athletic Transportation, Contracted	\$28,417	\$30,000	\$1,583	\$0	\$30,000
Bus Service-Music/Field Trips Transportation, Contracted	\$19,500	\$18,500	(\$1,000)	\$0	\$18,500
Bus Service-CTE Transportation, Contracted	\$26,250	\$17,000	(\$9,250)	\$0	\$17,000
Total Transportation Expenditures:	\$297,205	\$312,491	\$15,286	\$0	\$312,491

Expenditures NON SPECIAL ED	Approved Budget (FY22)	Proposed Budget (FY23)	Increase (Decrease)	NEK Choice	Canaan
Salaries-Director/Asst Director/Admin Asst/Teacher/Paras/PK Para	\$117,996	\$159,587	\$41,591	\$36,664	\$122,923
Benefits-Director/Asst Director/Admin Asst/Teacher/Paras/PK Para	\$32,834	\$51,842	\$19,008	\$14,715	\$37,127
Contracted Services-504 Only BMH,LL,Deaf,PT,OT,SLP,Blind, Subs	\$16,380	\$43,948	\$27,568	\$837	\$43,111
Equipment-504 Students	\$1,000	\$0	(\$1,000)	\$0	\$0
General Supplies/Dues & Fees-504 Students	\$1,500	\$129	(\$1,371)	\$29	\$100
Transportation/Tuition-504 Out of District	\$0	\$21,220	\$21,220	\$1,155	\$20,065
Total Non Special Ed Services:	\$169,710	\$276,726	\$107,016	\$53,400	\$223,326

Expenditures SPECIAL EDUCATION /SERVICES	Approved Budget (FY22)	Proposed Budget (FY23)	Increase (Decrease)	NEK Choice	Canaan	Other
Salaries-Director/Asst Director/Admin Asst/Teachers/Paras/Subs	\$513,656	\$633,746	\$120,090	\$217,339	\$382,298	\$34,109
Salaries-Adaptive PE (IDEA Grant)	\$70,475	\$4,636	(\$65,839)	\$1,530	\$3,106	
Benefits-Director/Asst/Admin Asst/Teachers/Paras	\$233,245	\$319,273	\$86,028	\$102,592	\$193,805	\$22,876
Benefits-Adaptive PE (IDEA Grant)	\$55,096	\$1,674	(\$53,422)	\$552	\$1,122	
Advertising	\$1,000	\$645	(\$355)	\$233	\$412	
Contracted Services-(IDEA-B & IDEA PreK Grant)	\$0	\$122,690	\$122,690	\$57,921	\$64,769	

Expenditures SPECIAL EDUCATION /SERVICES	Approved Budget (FY22)	Proposed Budget (FY23)	Increase (Decrease)	NEK Choice	Canaan	Other
Contracted Services-PT/OT/Speech/Visions/Deaf/Prof Dev	\$277,790	\$529,559	\$251,769	\$395,210	\$121,180	\$13,169
Dues & Registrations	\$11,649	\$7,924	(\$3,725)	\$5,196	\$2,728	
Equipment	\$21,579	\$4,900	(\$16,679)	\$2,507	\$2,393	
Equipment Maintenance	\$1,000	\$0	(\$1,000)			
General Supplies-Adaptive PE (IDEA Grant)	\$0	\$2,000	\$2,000		\$2,000	
General Supplies/Books/Software-Special Ed	\$19,097	\$11,326	(\$7,771)	\$4,930	\$6,396	
Postage	\$1,300	\$2,000	\$700	\$1,380	\$620	
Telephone	\$1,500	\$1,500	\$0	\$1,500	\$0	
Transportation-Out of District Placements	\$27,700	\$125,612	\$97,912	\$66,514	\$59,098	
Travel-Director/Asst Director	\$4,500	\$1,500	(\$3,000)	\$805	\$695	
Tuition-Out of District Placements/Other Spec Ed Tuitions	\$193,031	\$910,754	\$717,723	\$544,938	\$365,816	
Totals for Special Education Expenditures:	\$1,432,618	\$2,679,739	\$1,247,121	\$1,403,147	\$1,206,438	\$70,154

Expenditures GRANTS/Medicaid Funds	Approved Budget (FY22)	Proposed Budget (FY23)	Increase (Decrease)	NEK Choice	Canaan
Salaries	\$82,631	\$195,215	\$112,584	\$34,834	\$160,381
Benefits	\$45,823	\$106,189	\$60,366	\$18,369	\$87,820
Contracted Services	\$51,400	\$80,532	\$29,132	\$17,961	\$62,571
Dues & Fees	\$0	\$3,500	\$3,500	\$595	\$2,905
Supplies	\$0	\$16,660	\$16,660	\$2,832	\$13,828
Transportation	\$0	\$6,000	\$6,000	\$1,020	\$4,980
Totals for Grant/Medicaid Expenditures:	\$179,854	\$408,096	\$228,242	\$75,611	\$332,485

Grand Total of All Expenditures:	\$2,537,620	\$4,163,216	\$1,625,596	\$1,779,428	\$2,313,634
---	--------------------	--------------------	--------------------	--------------------	--------------------

Revenue Statement SUPERINTENDENT'S OFFICE/TRANSPORTATION	Revised (FY22)	Estimated (FY23)	Increase (Decrease)	NEK Choice	Canaan
Transportation Aid Revenue from State	\$71,000	\$116,034	\$45,034		\$116,034
Interest	\$1,000	\$250	(\$750)	\$125	\$125
SU Assessments	\$435,630	\$455,024	\$19,394	\$231,699	\$223,325
Transportation Assessment	\$226,205	\$196,457	(\$29,748)		\$196,457
E-Rate Reimbursement	\$0	\$2,700	\$2,700	\$1,350	\$1,350
Prior Year Surplus	\$21,603	\$28,190	\$6,587	\$14,095	\$14,095
Total Superintendents Office/Transportation Revenue:	\$755,438	\$798,655	\$43,217	\$247,269	\$551,386

Revenue Statement NON SPECIAL ED SERVICES	Revised (FY22)	Estimated (FY23)	Increase (Decrease)	NEK Choice	Canaan
Contracted Services-PD to ENSU	\$169,710	\$276,726	\$107,016	\$53,400	\$223,326
Total Non Special Ed Revenue:	\$169,710	\$276,726	\$107,016	\$53,400	\$223,326

Revenue Statement SPECIAL ED SERVICES	Revised (FY22)	Estimated (FY23)	Increase (Decrease)	NEK Choice	Canaan	Other
EEE Assessment from District	\$22,183	\$10,793	(\$11,390)	\$4,965	\$5,828	
EEE Grant from State	\$30,400	\$25,000	(\$5,400)	\$11,500	\$13,500	
Special Ed Reimbursement from District	\$526,583	\$974,817	\$448,234	\$451,828	\$390,544	\$70,154
Mainstream Block Grant	\$212,400	\$926,081	\$713,681	\$500,084	\$425,997	
Intensive Reimbursement from State	\$498,736	\$0	(\$498,736)			
Special Ed Extraordinary Reimbursement from State	\$16,745	\$674,339	\$657,594	\$374,767	\$299,572	
IDEA-B Grant Ages 3-21	\$125,571	\$127,000	\$1,429	\$58,852	\$68,148	
IDEA-B Preschool Grant	\$0	\$4,000	\$4,000	\$1,151	\$2,849	
Total Special Ed Revenue:	\$1,432,618	\$2,742,030	\$1,309,412	\$1,403,147	\$1,206,438	\$70,154

Revenue Statement Grants/Medicaid	Revised (FY22)	Estimated (FY23)	Increase (Decrease)	NEK Choice	Canaan	Other
CFP Grants	\$116,175	\$358,073	\$241,898	\$60,872	\$297,201	
Medicaid Grant	\$63,679	\$50,023	(\$13,656)	\$14,739	\$35,285	
Total Grants/Medicaid Revenue:	\$179,854	\$408,096	\$228,242	\$75,611	\$332,485	

Grand Total All Revenues:	\$2,537,620	\$4,225,507	\$1,687,887	\$1,779,428	\$2,313,635	\$70,154
----------------------------------	--------------------	--------------------	--------------------	--------------------	--------------------	-----------------

Report of the Director of Student Support *Jennifer Lawcewicz*

We are so very fortunate to have such dedicated, flexible, and positive educators and support staff in our district. This year has presented us with increasing challenges as we stretch to ensure that all learners are getting the support they need to be successful during this pandemic. Educators and administrators have been extraordinary flexible and creative, compassionate, and supportive of both students and staff throughout this year.

At Canaan Schools, we currently have three special education teachers and 11 paraprofessionals who support 36 students with individualized education plans (IEPs). I provide case management for the other 29 students at Canaan who are on 504 or educational support plans as well as our 5 students who are in out of district placements. Our administrative assistant, Lori Kolatschek, manages the accounting, payroll, and Medicaid for our department in collaboration with the main office.

I am proud of the improvements we have made as a department. We continue to contract with in-person related service providers including Speech & Language, Occupational Therapy, Physical Therapy, Sign Language, Teacher of the Blind and Visually Impaired, Teacher of the Deaf, a behavior consultant, a school psychologist, and the UVM I-Team. The addition of Irene Simons from Northeast Kingdom Human Services and Tina Tarryk from Mobile Counseling have brought in-person therapy and behavioral supports to many students in need. Although we conduct many of our own evaluations in-house, we also contract with a school psychologist to conduct some of the more complex evaluations.

In the Northeast Kingdom Choice District, my Associate Director, Beth Lemnah, has worked hard to ensure that the needs of all students are being met. She currently oversees 40 students on IEPs and 22 students on 504s or educational support plans as well as ensuring the evaluations of any new referrals or 3-year re-evaluations are completed. Beth works closely with 21 schools throughout the Northeast Kingdom to ensure that each student is receiving the services and supports that they need. This has become extraordinarily complex as schools move in and out of remote learning and students move in and out of our district.

We have adjusted our plans for developing a life skills program and shifted to individualized life skills programming focused on the unique needs and interests of the individual student. This has included engaging lessons in gardening, cooking, robotics and STEM, work-based learning, shopping, and menu planning, etc. Through this approach, students are engaged in learning with their peers throughout the day, while additionally participating in authentic learning experiences specific to their individual needs. I would like to thank the staff, administration, school boards, and community members for their continued support as we work to creatively meet student needs in these unprecedented times. I feel very fortunate to work with such amazing people.

WARNING

NEK WASTE MANAGEMENT DISTRICT BUDGET VOTE

MARCH 1, 2022

The legal voters of the Northeast Kingdom Waste Management District are hereby notified and warned to vote, by Australian Ballot, at the polling place and between the hours specified by their municipality on Tuesday, March 1, 2022 to act on the following article.

ARTICLE 1: Shall the voters authorize the Northeast Kingdom Waste Management District to appropriate and expend a budget of \$846,615.50?

ALBANY- <i>E/S Nick Rivers</i>	MORGAN- <i>E/S Joe Noble</i>
BLOOMFIELD- <i>E/S Paulette Routhier</i>	NEWPORT TOWN- <i>E/S Steve Barrup</i>
BRIGHTON- <i>E/S Bruce Rumball-Petre</i>	NEWBURY- <i>E/S John Narowski</i>
BRUNSWICK- <i>E/S Paulette Routhier</i>	NORTON- <i>E/S Gina Vigneault</i>
CORINTH- <i>E/S Bob Sanberg</i>	RYEGATE- <i>E/S Gene Perkins</i>
DANVILLE- <i>E/S Walter McNeil Jr.</i>	SHEFFIELD- <i>E/S Preston Smith</i>
DERBY- <i>E/S Irene Dagesse</i>	STANNARD- <i>E/S Emily Cayer</i>
EAST HAVEN- <i>E/S Kirwin Flanders</i>	TOPSHAM- <i>E/S Megan Clark</i>
GLOVER- <i>E/S Jack Sumberg</i>	TROY- <i>E/S Gaston Bathalon</i>
GREENSBORO- <i>E/S Ken Johnston</i>	UTG'S- <i>E/S Gina Vigneault</i>
GROTON- <i>E/S Timothy Dailey Sr.</i>	WATERFORD- <i>E/S Richard Stodola</i>
HOLLAND- <i>E/S Joe Noble</i>	WESTFIELD- <i>E/S Jake Couture</i>
IRASBURG- <i>E/S Dustin Sanville</i>	WHEELOCK- <i>E/S Preston Smith</i>
JAY- <i>E/S Dave Sanders</i>	
LYNDON- <i>E/S Steve Gray</i>	

2022 PROPOSED BUDGET

BUDGET ITEM	2021 BUDGET	2021 ACTUAL as of 12/31/2021	2022 PROPOSED BUDGET
ADMINISTRATION EXPENSES			
Advertising	\$700.00	\$960.63	\$1,100.00
Audit -- Financial	\$6,595.00	\$7,845.00	\$6,845.00
Audit -- Waste Haulers	\$900.00	\$329.40	\$1,000.00
Bank Charges	\$0.00	\$0.00	\$0.00
Cleaning	\$1,920.00	\$1,810.00	\$1,920.00
Copier	\$1,500.00	\$1,274.20	\$1,500.00
Dues/Permits/Fees/Penalties	\$5,050.00	\$6,516.58	\$6,500.00
Heating Fuel	\$1,000.00	\$1,087.18	\$1,000.00
Liability & Casualty Ins.	\$13,000.00	\$15,971.00	\$14,000.00
Legal Fees	\$2,000.00	\$7,828.26	\$4,000.00
Postage	\$2,000.00	\$2,016.62	\$2,500.00
Office Supplies	\$3,200.00	\$5,457.91	\$4,000.00
Telephone - Office	\$3,000.00	\$3,324.07	\$3,300.00
Miscellaneous	\$1,000.00	\$1,623.01	\$500.00
Water/Sewer	\$900.00	\$1,005.82	\$1,000.00
TOTAL ADMINISTRATION	\$42,765.00	\$57,049.68	\$49,165.00
Gross Wages	\$402,925.00	\$387,638.16	\$417,500.00
OT Wages--Warehouse	\$3,500.00	\$747.32	\$3,000.00
Fica (Employer Match)	\$25,300.00	\$24,079.90	\$25,900.00
Medi (Employer Match)	\$5,900.00	\$5,631.69	\$6,100.00
Unemployment/HCP Insurance	\$3,500.00	\$4,618.56	\$5,000.00
VMERS (Retirement)	\$21,000.00	\$21,830.36	\$23,500.00
Workman's Comp. Insurance	\$53,000.00	\$30,412.00	\$53,000.00
Mileage - Employee	\$4,000.00	\$2,876.21	\$3,000.00
Supervisor Secretary Payments	\$500.00	\$0.00	\$0.00
Personnel Equipment	\$500.00	\$406.97	\$500.00
Training	\$500.00	\$73.84	\$500.00
Travel	\$50.00	\$0.00	\$50.00
TOTAL PERSONNEL	\$520,675.00	\$478,315.01	\$538,050.00
EQUIPMENT EXPENSES			
Baler Loan Payment	\$40,537.00	\$39,056.17	\$39,056.17
Baler Repairs	\$5,000.00	\$1,095.25	\$2,000.00
Baler Supplies	\$7,000.00	\$7,281.45	\$5,000.00
Forklift Fuel	\$1,800.00	\$2,403.75	\$2,000.00
Forklift Repairs	\$2,000.00	\$6,411.50	\$4,000.00
Misc. Equipment Repairs	\$500.00	\$0.00	\$500.00
Skidsteer Repairs	\$4,000.00	\$1,022.15	\$3,000.00
Warehouse Supplies	\$2,000.00	\$2,342.44	\$1,500.00
Mack Truck Loan Payment	\$0.00	\$0.00	\$13,694.33
Truck Down Payment-Grant Funded	\$0.00	\$60,000.00	\$0.00
Trucks--Diesel	\$17,000.00	\$20,412.32	\$17,000.00
Trucks--Repairs	\$10,000.00	\$29,115.39	\$15,000.00
TOTAL EQUIPMENT	\$89,837.00	\$169,140.42	\$102,750.50

2022 PROPOSED BUDGET

BUDGET ITEM	2021 BUDGET	2021 ACTUAL as of 12/31/2021	2022 PROPOSED BUDGET
BUILDING EXPENSES			
Electricity	\$6,500.00	\$4,951.06	\$5,000.00
Maintenance	\$1,200.00	\$1,022.79	\$1,500.00
Trash Removal	\$3,000.00	\$3,517.90	\$3,500.00
TOTAL BUILDING	\$10,700.00	\$9,491.75	\$10,000.00
PROGRAMS EXPENSES			
Composting	\$24,000.00	\$43,400.50	\$29,000.00
Composter/Bin	\$5,000.00	\$1,756.80	\$4,000.00
Consulting Services-Grant Funded	\$4,000.00	\$21,408.21	\$0.00
Education Outreach	\$6,000.00	\$8,533.86	\$7,000.00
Hazmat Disposal	\$33,000.00	\$44,149.67	\$35,000.00
Hazmat Supplies	\$4,000.00	\$3,145.68	\$4,000.00
Sale of Recyclables-Processing	\$30,000.00	\$29,314.80	\$25,000.00
Special Collections	\$250.00	\$0.00	\$250.00
Supplies	\$300.00	\$231.56	\$400.00
Tire Disposal	\$15,000.00	\$21,515.00	\$18,000.00
TOTAL PROGRAMS	\$121,550.00	\$173,456.08	\$122,650.00
SUB-TOTAL	\$785,527.00	\$887,452.94	\$822,615.50
Capital Improvement Fund	\$24,000.00	\$26,500.00	\$24,000.00
TOTAL CAPITAL FUND	\$24,000.00	\$26,500.00	\$24,000.00
TOTAL NEK EXPENSES	\$809,527.00	\$913,952.94	\$846,615.50
Grants--St of VT	\$92,000.00	\$128,673.12	\$92,000.00
Hauling--Recycling Pick-ups	\$54,630.00	\$63,613.00	\$54,000.00
Haz Mat/Paint Care	\$6,000.00	\$5,978.66	\$5,000.00
Interest Income	\$0.00	\$28.04	\$20.00
Miscellaneous Income	\$500.00	\$3,016.24	\$1,500.00
Program Sales--Composter/Bins	\$4,000.00	\$1,329.00	\$2,000.00
Programs- Oil Filter Program	\$150.00	\$150.00	\$150.00
Sale of Recyclables	\$85,000.00	\$154,154.51	\$121,888.50
Compost Income	\$22,000.00	\$35,113.61	\$29,000.00
Electronics Income	\$20,000.00	\$22,676.73	\$18,000.00
Scrap Metal Income	\$15,000.00	\$23,863.00	\$17,500.00
Battery Income	\$6,000.00	\$5,091.25	\$4,000.00
Tire Income	\$15,000.00	\$13,472.84	\$18,000.00
Per Capita Assessment	\$44,800.00	\$44,681.96	\$39,057.00
Surcharge--Waste Haulers	\$444,447.00	\$486,516.42	\$444,500.00
TOTAL NEK REVENUES	\$809,527.00	\$988,358.38	\$846,615.50

Executive Committee Report

The NEKWMD finished 2021 by processing slightly more recycling compared to 2020 – 2,952 tons in 2021 compared to 2,882 tons in 2020. Significant increases in organics, cardboard, and scrap metal offset decreases in mixed paper. Most other material tonnages were at or slightly above 2020 amounts. Recycling markets were very strong for nearly all of 2021.

The District ended 2021 with a surplus of \$74,405.44. Revenues in 2021 were 22% above projections, while expenses were 13% above projections. The COVID19 pandemic did not disrupt our work schedule to any large degree in 2021. In fact, the main impact of the pandemic on District operations was to drive commodity prices to near record levels. Revenues for the sale of recyclables, the surcharge, grants, and recycling pick-up fees were the primary drivers for above average revenues in 2021. Fees used to generate revenues will remain mostly unchanged or decrease in 2022. The per capita assessment will decrease from \$0.94/person to \$0.84/person, the surcharge will remain the same at \$24.99, and hauling fees will remain unchanged at \$49 and \$33/stop for facilities and schools, respectively.

There were no additions or subtractions to the District membership in 2021. We continue to serve the largest geographical area and largest number of towns (49) in the State. Our population served is 3rd in the state behind only Chittenden Solid Waste District and the Central Vermont Solid Waste Management District.

The NEKWMD is entering 2022 with a proposed budget of \$846,615.50 – an increase of 4.6% compared to 2021.

The NEKWMD was staffed by nine full-time and three part-time employees in 2021. Each of the member Towns is entitled to representation by at least one Supervisor. The Board of Supervisors is the principal authority over the NEKWMD and the primary means of contact with the member towns. The Board of Supervisors meets monthly with the District's Executive Director to set the direction of NEKWMD policy.

Since the surcharge on trash is based on the amount of waste produced, members have a clear opportunity to control their waste management costs. Costs can decrease as waste generation rates decrease and recycling rates increase.

We would like to express our appreciation to our able staff for their continuing commitment to our mission. The 47,600 residents of 49 Towns throughout the Northeast Kingdom can be assured that the NEKWMD will continue to address their waste management concerns in a timely and environmentally sound fashion.

NEKWMD Executive Committee



Rubbish Removal

65 Brooklyn St

Groveton, NH 03582

Phone (603) 237-2056

Email: D4RubbishRemoval@gmail.com

Town of Bloomfield
PO Box 336
North Stratford, NH 03590-0336

To the Board of Selectmen and Residents of the Town of Bloomfield,

We provide the curbside trash and recycling pickup for the Town of Bloomfield.

Our time of pickup begins at 7:00 am each Thursday. Please have your trash/recyclables curbside by 7:00 am.

Our holiday schedule will be as follows:

Thursday, November 24th Thanksgiving Holiday – trash/recyclables pickup will be on WEDNESDAY, November 23rd

In order to provide the best service to our customers, we ask that your recyclable cardboard be broke down flat. Also, please be sure that papers are bundled for recycling. All aluminum, plastic, and glass containers need to be empty and clean. Currently, the recycling center accepts #1 and #2 plastics as well as glass, aluminum, bundled papers, and cardboard. Please call us at (603) 237-2056 with any questions about rubbish removal or recycling.

Bulky Days will be held on Saturday, May 28th and Saturday, September 10th.

We look forward to working with the Town of Bloomfield again in 2022!

Sincerely,

Douglas Dano, D4 Rubbish Removal



Rubbish Removal
65 Brooklyn St
Groveton, NH 03582
(603) 237-2056
Email: D4RubbishRemoval@gmail.com

Recycling Guidelines


Recyclable 🐱	Not Recyclable
#1 Plastics (PETE #1) – please rinse!	Motor Oil Containers
#2 Plastics (HDPE #2) – please rinse!	Styrofoam
Steel, Tin, & Aluminum Cans – please rinse!	Propane cylinders
Cardboard – clean, dry, no plastic windows or tape, broke down flat	Any plastic with numbers above 2 (numbers are usually found on bottom of container)
All glass, porcelain, ceramics	Coat hangers
Newspapers & Magazines, Bundled	Cardboard milk/juice containers
Office Paper, Bundled	Dirty, wet cardboard
Hardcover books with cover removed	Loose Papers
	ALL Plastic Toys
	Flip Flops
	Any and all plastic bags
	Plastic bottles containing liquid of any kind
	Aluminum Foil/Aluminum pie tins

Please call with any questions or for price of pickup of any materials not listed here and not included in weekly curbside pickup of household trash.



GREEN UP VERMONT
www.greenupvermont.org

Green Up Day
May 7, 2022



Green Up Day on May 1, 2021 was a huge success thanks to nearly 22,000 volunteers statewide who Greened Up. The infographic shows that all your hard work to beautify Vermont is needed and that it makes where we get to live, work, and play a very special place. As one of Vermont's favorite holidays, it is imperative for today and for future generations to keep building pride, awareness, and stewardship for a clean Vermont environment.

Support from your municipality is essential to our program. Funds help pay for Green Up Day supplies, promotional outreach, and educational resources including activity books, contests for kids, and a \$1,000 scholarship.

Along with Green Up Day, we work year-round to further our impact with waste reduction initiatives, additional clean-up efforts, and educational programs.

Green Up Vermont is a private nonprofit organization that relies on your town's support to execute the tradition of cleaning up our roads and waterways, while promoting civic pride, and community engagement. Thank you for your support of this crucial program that takes care of all our cities and towns.

Your donations make a huge impact and can be made on Line 23 of the Vermont State Income Tax Form or anytime online at www.greenupvermont.org.

Visit our website, like us on Facebook (@greenupvermont), and follow us on Instagram (greenupvermont). greenup@greenupvermont.org 229-4586

AUDITOR'S REPORT

We the undersigned duly elected Auditors of Bloomfield, Vermont do hereby certify that we have examined the books of the Town Treasurer, Current/Delinquent Tax Collector, Sharon Belknap. The books include the Town, Water Department, Cemetery and Old Town Hall.

We further certify that we have examined the Miscellaneous, Highway, Water, Cemetery and Old Town Hall accounts receipts and expenditures.

In our opinion, all receipts have been accounted for and all disbursements supported by Selectmen's orders and checks and we believe them to be correct.

AUDITORS OF BLOOMFIELD on January 22, 2022

Mary J. Bourde

Arthur A. Bunnell

Bj Prosper

