


# ANNUAL REPORT

## TOWN OF BURKE VERMONT





For the Year Ended  
December 31, 2004

Please bring this report to Town Meeting

March 1, 2005

TOWN OF BURKE  
212 SCHOOL STREET  
WEST BURKE, VERMONT 05871  
PHONE 802-467-3717  
FAX 802-467-8623  
e-mail: burke@charterinternet.com



### AUDITOR'S REPORT

We have examined all accounts of the Town of Burke and to the best of our knowledge the statements and reports, for the year ended December 31, 2004, contained herein are correct.

NOTE: The Town Auditors do not audit the School Financial Reports. They are printed as submitted by the Supervisory Union.

Auditors for the Town of Burke

Jeanne Miles: Jeanne Miles

Gail Weed: Gail Weed

Linda Hackett-Corey: Linda Hackett-Corey

Dated February 7, 2005  
Town of Burke


#### Burke Mountain Club House

Built in 1919 by Elmer Darling the club house is home to the East Burke Community Library which has grown under the direction of Charlotte Downes as librarian – more books, monthly themes, displays, and other activities. Stop by and visit or call 626-9823.

Hours: Monday, Tuesday, Thursday 12 p.m.—3 p.m. and Saturday's 9 a.m.— 12 noon.


THANK YOU FROM  
THE TOWN OF BURKE

FOR YOUR MANY YEARS OF DEDICATED SERVICE



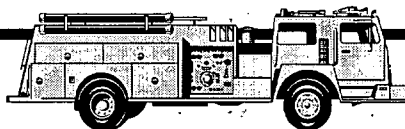
**BERNIE AND ILA SYLCE**

Bernie & Ila Sylce moved to Burke Hollow as newly weds in 1941. They have been valued members of the community ever since. Bernie served as a fence viewer for many years and continues to be a dedicated caretaker of the Burke Hollow Meeting House.



**ROBERT (BOB) HACKETT**

The Town of Burke would like to thank Bob for his many years of service to the Town as Selectman, Road Commissioner and Fire Chief for the West Burke Volunteer Fire Department.



**THANK YOU TO MODERATOR, JOHN HALL**

John Hall has run efficient and orderly Town Meetings since 1991. John has resigned, because of a new job he has accepted out of state. John will be greatly missed. We would like to wish John and his family best wishes in their new venture. Thank you from the Town of Burke for your many, many years of dedicated service.



## THE CHARTER OF BURK

The Governor Council and General Assembly of The Freemen of the State of Vermont

To all People to whom these Presents shall come, Greeting:

Know Ye that whereas Mr. Justus Rose Captain Uriah Seymour & company sixty five in Number have by Petition requested a grant of unappropriated Lands within this State in order for settling a new Plantation to be erected into a Township. We have therefore thought fit for the due encouragement of their laudable designs & for other Valuable causes & considerations us hereunto moving. And do by these Presents in the name & by the authority of the Freemen of the State of Vermont, give & grant the Tract of Land hereafter described & heralded unto the said Justus Rose Uriah Seymour & Company, the several Persons here after named viz. Ebenezer Fisk, Samuel Safford, Esq., John Strong Esq., Jonathan Hill, Alexander Catling, Abraham Pettibone, Abraham Petibone Jun, Samuel Crumby, George Humphray, Ebenezer Covil, Abijah North Ozias Humphrey, John Gilbert, Stephen Chub, Nehemiah Andres, Ebenezer Moody, Jesse Cook, Solomon Safford, John Eliot, Samuel Galpin, Levi Watson, John Fay, Jacob Catling, Abraham Kellogg Jun., Jacob Hinesdel, Moses Allen, Levi Watson, Jun., Josiah Buck Jun., Stephen Pitkin, Moses Seymour, Ichabad Merrill, Thomas Tolman, Timothy Stanley, Simeon Hatheway, Solomon Wells, Asa Wells, Lent Hough, Jesse Bostick, Ichadod E. Fisk, Isaac Fisk, John Fisk, Solomon Fisk, Sarah Fisk, Ruth Fisk, Daniel Higby, Abel Hart, Calvin Austin, John Sibbly, John Knicherbacor, John Strong Jun., Abisha Mosley, Mehetebal Mosley, Samuel Hopkins, Moses Hopkins, Thadeus Munson, Meriam Munson, Agnes Strong, Levi Hopkins, Abel Phelps, Timothy Wells, Ira Allen, James Doyne, & James Hawley which together with the five following rights or equal shares reserved to the several public uses in manner following include the whole of said Tract or Township viz one Right for the use of a seminary or College, One right for Country, Grammar Schools throughout this State; One right for the first settled Minister of the Gospel in said Town, One right for the support of the Ministry in said Town and One right for the support of an English School or Schools in said Town, which Tract of Land hereby given & granted as aforesaid is described & granted as follows viz. Beginning at the North corner of Victory being a spruce tree marked Victory North corner 1786 and runs northwest 7 miles three quarters to a Spruce Tree marked Burk North Corner 1787. Then south twenty Degrees west six Miles and two Chains & Eighty links to a stake seven links south from a Beach in Lynden line Marked Burk Billy Mead then south 70 degrees East three Miles & sixteen Chains in the North line of Lynden to the Northeast corner thereof being a birch Tree marked Lynden Northeast corner July 4, 1787. Burk 19 1787 then south twenty degrees. West in the East line of said Lynden to a Beach Tree marked S. corner of Burk. Then Northeast Nine miles 48 chains, 80 links to the Bounds began at, containing twenty three thousand & forty Acres. And that the same be & hereby is incorporated into a Township by the Name of Burk & the inhabitants that do or shall hereafter inhabit said Township are declared to be Enfranchised & Entitled to all the Privileges & Immunities which the Inhabitants of other Towns in this State do & ought by the Laws & constitution thereof to exercise & enjoy . To Have & to Hold the said Granted Premises as above expressed with all the Privileges and appurtenances thereunto belonging or appertaining unto them & their respective Heirs & assigns forever upon the following conditions & reservations viz. That Each Proprietor in the Township of Burk aforesaid his Heirs or assigns shall plant & Cultivate five Acres of land & build an House at least eighteen feet square on the floor or have one family settled on each respective right or share within the Term of three years after the bounds of said Township shall be ascertained on penalty of the forfeiture of each respective right or share of Land in said Township not so improved or settled & the same to revert to the Freemen of this State to be by their representatives regranted to such persons as shall appear to settle & cultivate the same. That all Pine Timber suitable for a Navy be reserved for the use & benefit of this State. In testimony whereof we have hereunto caused the Seal of this State to be affixed this 26 day of February A.D. 1782, In the 7th Year of the independence of this State.

Thomas Chittenden

By His Excellency's Command Joseph Fay Secr.

**TOWN OF BURKE**  
**212 SCHOOL STREET**  
**WEST BURKE, VERMONT 05871**  
**PHONE - 802-467-3717**  
**FAX - 802-467-8623**  
e-mail - burke@charterinternet.com

**TABLE OF CONTENTS**

|   | Page<br>Number |
|---|----------------|
| Anticipated Town Tax Rate 2005 .....                            | 57             |
| Appropriations - 2005 Requests .....                            | 38-40          |
| Auditors Report.....  | Inside Cover   |
| Births.....   | 61             |
| Budget Comparison for 2004 and 2005 Proposed Budget.....        | 49-55          |
| Deaths .....  | 63             |
| Delinquent Tax Accounts .....                                   | 58             |
| Fire Department Reports .....                                   | 41-44          |
| FYI .....   | 6              |
| Lyndon Rescue, Inc. Report.....                                 | 45             |
| Marriages .....   | 62             |
| Other Reports .....   | 17-36          |
| Property, Equipment and Trusts.....                             | 60             |
| Selectmen's Report.....   | 16             |
| Statement of Taxes Raised .....                                 | 56             |
| Town Employee Wages .....                                       | 59             |
| Town Meeting Minutes and Australian Ballot Results - 2004 ..... | 12-14          |
| Town Officers .....   | 7-8            |
| Town Warning .....  | 9 -11          |
| Treasurer's Report.....   | 47-48          |
| Town Road Names .....   | 92-94          |

**SCHOOL BUSINESS**

|  |       |
|--|-------|
| Burke Town School District Warning .....                         | 65-66 |
| Burke Town School Estimated Revenues & Estimated Tax Rate .....  | 85    |
| Burke Town School Proposed Budget FY 2005 .....                  | 80-84 |
| CNSU Proposed Budget Report FY 2005 .....                        | 87-88 |
| CNSU Administrative Assessments by Schools .....                 | 89    |
| Early Childhood Program .....                                    | 76    |
| Grants & Other Funding Report.....                               | 78    |
| Mathematics Support/After School Activities.....                 | 77    |
| Principal's Report.....  | 69-70 |
| Prior Year Comparisons (Three Years) .....                       | 86    |
| School Director's Report.....                                    | 71-72 |
| School District Superintendent Report.....                       | 73-74 |
| School Employee Wages.....                                       | 91    |
| School Meeting Minutes and Australian Ballot Results - 2004..... | 67-68 |
| Special Education Services Notice.....                           | 75    |
| Statement of Revenues & Expenditures (Unaudited) .....           | 90    |



*Town of Burke  
212 School Street  
West Burke, VT 05871  
Phone - 802-467-3717  
FAX - 802-467-8623  
burke@charterinternet.com*



# Notes

This image shows a single sheet of white paper with horizontal blue or grey ruling lines. The lines are evenly spaced and run across the width of the page. There are approximately 20 lines visible. On the right side of the page, there are several small black rectangular marks, possibly from a scanner or binder. The overall appearance is that of a clean, unused piece of stationery.

TOWN OF BURKE  
212 SCHOOL STREET  
WEST BURKE, VERMONT 05871  
PHONE 802-467-3717  
FAX 802-467-8623  
E-mail burke@charterinternet.com

TOWN CHARTER GRANTED FEBRUARY 26, 1782

**FYI**

Pursuant to Federal Regulations 51.55(e)(k)(6) the Town of Burke does not discriminate on the basis of handicapped status in admission to, or treatment of employment in its programs or activities.

The Burke Board of Selectmen is hereafter-designated Coordinator of Burke's Compliance with Section 504 of the Rehabilitation Act of 1973.

OFFICE HOURS FOR THE TOWN OFFICES  
MONDAY – FRIDAY - 8:00 A.M. 'TIL 4:00 P.M.

The Selectboard meets the first Monday of each month at 5:00 p.m. at the Town Offices – 212 School Street, West Burke. If you wish to be put on the agenda, please call the Town Clerk.

The Zoning Board meets the second Wednesday of each month at 7:00 p.m. at the Town Offices – 212 School Street, West Burke. If you wish to be put on the agenda, please call.

The Planning Commission meets the second Thursday of each month at 7:00 p.m. at the Town Offices – 212 School Street, West Burke. If you wish to be put on the agenda, please call.

The Board of Listers – Hours for public viewing of records – Monday – Thursday – 10:00 a.m. – 3:00 p.m. or by appointment.

The School Board meets the second Monday of each month at 6:30 p.m. at the School.

Curbside Rubbish Pickup – The entire Town is picked up on Tuesdays, beginning at 7:00 a.m. Please be sure to have proper stickers visible for the attendants, or they will not pick up your rubbish. Keep rubbish in a proper container so that animals will not get into it.

Recycle Hours – Wednesday, 3:00 p.m. – 6:00 p.m. and Saturday mornings from 8:00 a.m. until noon. You may not leave any recycable materials without an attendant present.

Bulky Item Drop-Off – Third Saturday of each month from 8:00 a.m. until Noon, by appointment **ONLY**. You may not drop off any items without an attendant present. We will not be scheduling this service during the winter months. Household Hazardous Days are scheduled twice a year (Spring & Fall).

Deadline for applying to the checklist is always the second Monday preceding any election until 12:00 p.m.

|   |           |
|---|-----------|
| Population for the Town of Burke 2000 ..... | 1,571     |
| Registered voters as of 12/31/2004.....     | 1,117     |
| Acres in the Town of Burke.....             | 20,320    |
| Latitude.....                               | 44°E 39'N |
| Longitude .....                             | 71°N 59'N |

|  |       |
|--|-------|
| Burke Town Roads .....                 | Miles |
| CLASS II.....                          | 17.46 |
| CLASS III.....                         | 34.10 |
| CLASS IV .....                         | 5.64  |
| STATE HIGHWAYS.....                    | 9.99  |
| Total miles in the Town of Burke ..... | 67.19 |

**TOWN OF BURKE  
212 SCHOOL STREET  
WEST BURKE, VERMONT 05871  
(802) 467-3717**

**TOWN OFFICERS**

|                             |                        |            |          |
|-----------------------------|------------------------|------------|----------|
| Town Clerk/Treasurer        | Priscilla Aldrich      | 2006 ..... | 467-3908 |
| Delinquent Tax Collector    | Priscilla Aldrich      | 2006       |          |
| Trustee of Public Funds     | Priscilla Aldrich      | 2006       |          |
| Moderator                   | John Hall (Resigned)   | 2005 ..... | 467-3037 |
| Selectmen                   | Kenneth Sanderson, Jr  | 2006 ..... | 626-9622 |
|                             | Emery Noyes            | 2005 ..... | 467-8895 |
|                             | Michael Harris         | 2007 ..... | 467-3706 |
| Auditors                    | Jeanne Miles           | 2005 ..... | 467-8822 |
|                             | Gail Weed              | 2006 ..... | 467-3416 |
|                             | Linda Hackett-Corey    | 2007 ..... | 467-3661 |
| First Constable             | J. Paul Gallant        | 2005 ..... | 626-3691 |
| Town Grand Jurors           | Paul Kane              | 2005 ..... | 467-3028 |
|                             | Barry Hertz            | 2005 ..... | 467-3484 |
| Town Agent                  | Jill Broderick         | 2005 ..... | 626-3530 |
| Agent to Convey Real Estate | Selectmen              | 2005       |          |
| Listers                     | Irene Sawyer           | 2007 ..... | 626-9565 |
|                             | Susan Rowe             | 2006 ..... | 467-8565 |
| School Directors            | Linda Carr             | 2005 ..... | 467-3034 |
|                             | Tony Demasi            | 2007 ..... | 467-1295 |
|                             | Russell Henderson      | 2006 ..... | 467-1143 |
|                             | Merton Leonard - Chair | 2006 ..... | 467-3515 |
|                             | Roland Martin          | 2005 ..... | 467-3129 |

**APPOINTED OFFICERS**

|                              |                     |            |          |
|------------------------------|---------------------|------------|----------|
| Assistant Treasurer          | Cathi Feeley        | .....      | 626-3889 |
| Office Assistant (part-time) | Muriel Feeley       | .....      | 467-3202 |
| Assistant Town Clerk         | Linda Hackett-Corey | .....      | 467-3661 |
| Health Officer               | J. Paul Gallant     | 2005 ..... | 626-3691 |
| Planning Commission          | Al Duey—Chair       | 2006 ..... | 467-1266 |
|                              | Darryel Corrow      | 2005 ..... | 626-9942 |
|                              | Mike Sylce          | 2006 ..... | 467-3190 |
|                              | Dean Shatney        | 2008 ..... | 467-8315 |
|                              | Merton Leonard      | 2008 ..... | 467-3515 |
|                              | Carlos Bean         | 2008 ..... | 626-1198 |
| Member/Secretary             | Diane French        | 2005 ..... | 626-3066 |



## **TOWN OFFICERS - APPOINTED OFFICERS (Continued)**

### **Zoning Board of Adjustment**

|                     |                       |          |
|---------------------|-----------------------|----------|
| David Tower- Chair  | 2008.....             | 626-5231 |
| Tammy Wagner        | 2006.....             | 467-3372 |
| Richard Wray        | 2008.....             | 467-3291 |
| Norbert Kuk         | 2006 .... (Resigned)  | 626-0989 |
| Sara Romero         | 2006..... (Appointed) | 626-6067 |
| Roland Martin       | 2005.....             | 467-3129 |
| George Wagner       | 2005.....             | 467-1122 |
| Weeza Sanderson     | 2005.....             | 626-9622 |
| Linda Hackett-Corey | .....                 | 467-3661 |

### **Secretary**

### **Zoning Administrator**

|                    |                    |          |
|--------------------|--------------------|----------|
| Harold Tardif, Jr. | 2005..... Resigned | 467-1085 |
|--------------------|--------------------|----------|

### **Cemetery Sexton**

|                    |           |          |
|--------------------|-----------|----------|
| Ricky Hackett, Sr. | 2005..... | 467-8316 |
|--------------------|-----------|----------|

### **Assistant Cemetery Sexton**

|                |           |          |
|----------------|-----------|----------|
| Marcia Hackett | 2005..... | 467-8316 |
|----------------|-----------|----------|

### **Pound Keeper**

|                |           |          |
|----------------|-----------|----------|
| Brian Fournier | 2005..... | 467-8746 |
|----------------|-----------|----------|

### **Fence Viewers**

|           |           |          |
|-----------|-----------|----------|
| Tom Blake | 2005..... | 467-3349 |
|-----------|-----------|----------|

|             |           |          |
|-------------|-----------|----------|
| Gib Aldrich | 2005..... | 467-3908 |
|-------------|-----------|----------|

|               |           |          |
|---------------|-----------|----------|
| George Wagner | 2005..... | 467-1122 |
|---------------|-----------|----------|

### **Tree Warden**

|                 |           |          |
|-----------------|-----------|----------|
| J. Paul Gallant | 2005..... | 626-3691 |
|-----------------|-----------|----------|

## **JUSTICES OF THE PEACE**

**Term Began February 1, 2005**

### **Republicans elected at General Election**

|                 |          |
|-----------------|----------|
| Jean Davis..... | 626-5269 |
|-----------------|----------|

|                  |          |
|------------------|----------|
| Susan Carr ..... | 626-8608 |
|------------------|----------|

|                       |          |
|-----------------------|----------|
| Judith Crawford ..... | 626-8226 |
|-----------------------|----------|

|                      |          |
|----------------------|----------|
| Weeza Sanderson..... | 626-9622 |
|----------------------|----------|

### **Democrats elected at General Election**

|                        |          |
|------------------------|----------|
| Virginia Elliott ..... | 626-8265 |
|------------------------|----------|

|                       |          |
|-----------------------|----------|
| Cathleen Feeley ..... | 626-3889 |
|-----------------------|----------|

|                   |          |
|-------------------|----------|
| Joan Harlow ..... | 467-3701 |
|-------------------|----------|

**These terms will expire January 31, 2007**

## **FEDERAL AND STATE REPRESENTATIVES**

### **State Governor**

**James Douglas**

### **U.S. Senators**

**Patrick J. Leahy & James M. Jeffords**

### **Representative to Congress**

**Bernie Sanders**

### **State Senators**

**Julius Canns & Jane Kitchel - St. Johnsbury**

**Caledonia-Essex District Representatives Cola Hudson & Richard Lawrence - Lyndon**

**TOWN OF BURKE  
WARNING  
TOWN MEETING – 2005**

The legal voters of the Town of Burke are hereby warned and notified to meet Monday, February 28, 2005 at 7:00 P.M. (or immediately following the School District Meeting) in the Town Hall, 3293 Burke Hollow Road, for an informational meeting to discuss articles to be voted on by Australian ballot on Tuesday, March 1, 2005.

The legal voters of the Town of Burke are hereby warned and notified to meet at the Town Hall, 3293 Burke Hollow Road, in said Town on Tuesday, March 1, 2005 at 9:00 A.M. to transact the following business:

Australian Ballot - Articles 4 - 22. Polls will be open Tuesday, March 1, 2005 between the hours of 10:00 A.M. and 7:00 P.M.

**TOWN OF BURKE DISTRICT MEETING  
March 1, 2005**

- Article 1. Shall the voters of Burke accept the Town Report?
- Article 2. Shall the voters of Burke authorize the Selectmen to have all taxes paid into the Treasury as provided by law and if so to establish Saturday, October 15, 2005 by 4:00 p.m. as the due date?
- Article 3. Shall the voters of Burke vote to authorize the Selectboard to borrow money in anticipation of revenues?
- Article 4. To elect all necessary Town Officers as required by law?  
(Australian Ballot)
- ☐ Town Moderator
  - ☐ Selectman
  - ☐ Lister
  - ☐ Auditor
  - ☐ Constable
  - ☐ Town Grand Jurors
  - ☐ Town Agent
  - ☐ Agent To Convey Real Estate

- Article 5.** Shall the voters of Burke vote to accept the proposed 2005 Town budget of \$785,977.00 for the ensuing year to meet the expenses and liabilities of the town and to authorize the Selectmen to set a tax rate to provide the same? (Australian Ballot)
- Article 6.** Shall the voters of Burke vote to authorize the Selectmen to transfer a portion of the 2004 surplus, \$30,000.00 to the Town Reappraisal Fund? (Australian Ballot)
- Article 7.** Shall the voters of Burke vote to authorize the Selectmen to transfer a portion of the 2004 surplus, \$15,327.56 to the Bridge Fund? (Australian Ballot)
- Article 8.** Shall the voters of Burke vote to authorize the Selectmen to utilize any surplus in future budgets to fund existing town projects as they deem necessary? (Australian Ballot)
- Article 9.** Shall the voters of Burke vote to appropriate the sum of \$15,000.00 to the East Burke Volunteer Fire Brigade? (Australian Ballot)
- Article 10.** Shall the voters of Burke vote to appropriate the sum of \$15,000.00 to the West Burke Volunteer Fire Department? (Australian Ballot)
- Article 11.** Shall the voters of Burke vote to appropriate the sum of \$23,809.00 to Lyndon Rescue, Inc.? (Australian Ballot)
- Article 12.** Shall the voters of Burke vote to appropriate the sum of \$2,000.00 to help support the services of Caledonia Home Health Care? (Australian Ballot)
- Article 13.** Shall the voters of Burke vote to appropriate the sum of \$500.00 to help support the services of Catamount Arts? (Australian Ballot)
- Article 14.** Shall the voters of Burke vote to appropriate the sum of \$700.00 to the Cobleigh Public Library to help continue the library's many free programs and services for all area towns? (Australian Ballot)
- Article 15.** Shall the voters of Burke vote to appropriate the sum of \$300.00 to the East Burke Community Library to help purchase new books for the library? (Australian Ballot)
- Article 16.** Shall the voters of Burke vote to appropriate the sum of \$840.00 for the operation of the Fairbanks Museum and Planetarium during the ensuing year, in exchange for free unlimited general admission to the Museum for all Burke Residents? (Australian Ballot)

- Article 17. Shall the voters of Burke vote to appropriate the sum of \$1,000.00 to Kingdom Trail Association to better provide management and maintenance of their multiple-use recreational trail system? (Australian Ballot)
- Article 18. Shall the voters of Burke vote to appropriate the sum of \$200.00 to the Lyndon Area Senior Action Center, Inc.? (Australian Ballot)
- Article 19. Shall the voters of Burke vote to appropriate the sum of \$200.00 to the Northeast Kingdom Learning Services, Inc.? (Australian Ballot)
- Article 20. Shall the voters of Burke vote to appropriate the sum of \$750.00 to the Northeast Kingdom Youth Services? (Australian Ballot)
- Article 21. Shall the voters of Burke vote to appropriate the sum of \$400.00 to the NorthWoods Stewardship Center (formally Vermont Leadership Center? (Australian Ballot)
- Article 22. Shall the voters of Burke vote to appropriate the sum of \$500.00 to the Pilgrim Manor Meal Site and Senior Center to help in the purchase of food, gatherings for the senior citizens, upkeep on appliances, and whatever is needed to expand the use of the facility? (Australian Ballot)
- Article 23. To transact any other nonbinding business that may legally come before said meeting.

**Selectmen for the Town of Burke**

Kenneth Sanderson, Jr. Ken Sanderson

Michael Harris Michael Harris

Emery Noyes Emery Noyes

Dated at Burke, Vermont this 30th day of January, 2005

Attest: Priscilla Aldrich, c/c, c/vt  
Priscilla Aldrich, Town Clerk and Treasurer

**TOWN OF BURKE**  
**2004 TOWN MEETING MINUTES**  
**AND AUSTRALIAN BALLOT RESULTS**

The legal voters of the Town of Burke met at the Town Hall, 3293 Burke Hollow Road, in said Town on Tuesday, March 2, 2004 at 9:00 A.M. to transact the following business:

- Article 1. Shall the voters of Burke accept the Town Report? Dwight Davis made a motion to accept the Town report with amendments. The amendments were to correct Virginia Elliott's telephone number on page four and also to change the name of the State Senator from Rob Ide (who resigned) to Bernie Mayo, also on page four. Motion seconded by Weeza Sanderson. Approved by voice vote.
- Article 2. Shall the voters of Burke authorize the Selectmen to have all taxes paid into the Treasury as provided by law and if so to establish Friday, October 15, 2004 by 4:00 p.m. as the due date? Motion made by Karl Wieland, seconded by Evelyn Dudek. Passed by voice vote.
- Article 3. Shall the voters of Burke vote to authorize the Selectboard to borrow money in anticipation of revenues? Motion made by Dwight Davis, seconded by Weeza Sanderson. Passed by voice vote.
- Article 4. To elect all necessary Town Officers as required by law? (Australian Ballot)  
322 voters
- Town Moderator - John Hall, elected 1 year  
Selectman - Mike Harris, elected 3 years  
Listers - Irene Sawyer elected 3 years - Susan Rowe, elected 2 years  
Auditor - Linda Hackett-Corey, elected 3 years  
Constable - Paul Gallant, elected 1 year  
Town Grand Jurors - Barry Hertz, elected 1 year, Paul Kane, elected 1 year  
Town Agent - Jill Broderick, elected 1 year  
Agent To Convey Real Estate - Selectmen, elected 1 year
- Article 5. Shall the voters of Burke vote to accept the proposed 2004 Town budget of \$737,978.75 for the ensuing year to meet the expenses and liabilities of the town and to authorize the Selectmen to set a tax rate to provide the same? (Australian Ballot) PASSED - 280 YES 33 NO 9 BLANK
- Article 6. Shall the voters of Burke vote to authorize the Selectmen to transfer the 2003 surplus of \$19,842.68 to the Town Equipment Replacement Fund? (Australian Ballot) PASSED - 286 YES 28 NO 8 BLANK
- Article 7. Shall the voters of Burke vote to appropriate the sum of \$10,000.00 to the East Burke Volunteer Fire Brigade? (Australian Ballot) PASSED - 311 YES 7 NO 4 BLANK

**2004 TOWN MEETING MINUTES  
AND AUSTRALIAN BALLOT RESULTS (Continued)**

- Article 8.** Shall the voters of Burke vote to appropriate the sum of \$12,000.00 to the West Burke Volunteer Fire Department? (Australian Ballot) PASSED –  
298 YES 19 NO 5 BLANK
- Article 9** Shall the voters of Burke vote to appropriate the sum of \$23,919.00 to Lyndon Rescue, Inc.? (Australian Ballot) PASSED – 260 YES 57 NO  
4 BLANK 1 SPOILED
- Article 10.** Shall the voters of Burke vote to appropriate the sum of \$500.00 to help support the services of Catamount Arts? (Australian Ballot) PASSED –  
215 YES 103 NO 4 BLANK
- Article 11.** Shall the voters of Burke vote to appropriate the sum of \$600.00 to the Cobleigh Public Library to help continue the library's many free programs and services for all area towns? (Australian Ballot) PASSED –  
279 YES 38 NO 5 BLANK
- Article 12.** Shall the voters of Burke vote to appropriate the sum of \$300.00 to the East Burke Community Library to help purchase new books for the library? (Australian Ballot)  
PASSED – 284 YES 33 NO 5 BLANK
- Article 13.** Shall the voters of Burke vote to appropriate the sum of \$840.00 for the operation of the Fairbanks Museum and Planetarium during the ensuing year, in exchange for free unlimited general admission to the Museum for all Burke Residents? (Australian Ballot) PASSED – 272 YES  
44 NO 6 BLANK
- Article 14.** Shall the voters of Burke vote to appropriate the sum of \$200.00 to Lyndon Area Senior Action Center, Inc.? (Australian Ballot) PASSED –  
261 YES 53 NO 8 BLANK
- Article 15.** Shall the voters of Burke vote to appropriate the sum of \$1,650.00 to the Northeast Kingdom Human Services, Inc.? (Australian Ballot)  
PASSED – 226 YES 87 NO 9 BLANK
- Article 16.** Shall the voters of Burke vote to appropriate the sum of \$200.00 to the Northeast Kingdom Learning Services, Inc.? (Australian Ballot)  
PASSED – 235 YES 79 NO 8 BLANK
- Article 17.** Shall the voters of Burke vote to appropriate the sum of \$750.00 to the Northeast Kingdom Youth Services? (Australian Ballot) PASSED –  
244 YES 77 NO 8 BLANK

**2004 TOWN MEETING MINUTES  
AND AUSTRALIAN BALLOT RESULTS (Continued)**

- Article 18.** Shall the voters of Burke vote to appropriate the sum of \$659.82 to the Northeastern Vermont Development Association (NVDA) for planning, development, promoting and publicizing the resources of Caledonia, Essex and Orleans counties in cooperation with other towns in the three counties? (Australian Ballot) PASSED – 221 YES 90 NO 10 BLANK 1 SPOILED
- Article 19.** Shall the voters of Burke vote to appropriate the sum of \$500.00 to the Pilgrim Manor Meal Site and Senior Center to help in the purchase of food, gatherings for the senior citizens, upkeep on appliances, and whatever needed to expand the use of the facility? (Australian Ballot) PASSED – 273 YES 44 NO 5 BLANK
- Article 20.** Shall the voters of Burke vote to appropriate the sum of \$800.00 to the Vermont Leadership Center? (Australian Ballot) PASSED – 219 YES 97 NO 6 BLANK
- Article 21.** To transact any other business that may legally come before said meeting. Richie Wray and Carol Krochak casually brought up the discussion for rescinding or revising the way we use the Australian Balloting system. They would like to see more participation at Town meeting. There were several pros and cons associated with this. One of the pros was that it would give the taxpayers more flexibility to adjust financial matters as needed. One of the cons was that many people would not be able to vote because of their jobs and not being given the day off like in the old days. Australian balloting came into to existence in 1993 when it was petitioned by 80 voters at a special Town Meeting on November 8, 1993 with 120 voters present. Sixty one votes were required to pass. The vote was 110 yes and 10 no. The Town has used Australian ballot for voting on Town Officers, budget items and appropriations since then.

Richie will be polling the public to get a better feeling of their thoughts on the subject. If there is a response to going back to the open meeting, then someone will probably present the Selectman with a petition for a special meeting and vote.

Sam Sanderson informed the audience that as of March 1, 2004 the sticker fees have gone from \$1.50 to \$2.00 each. This is to help defray the cost of rubbish removal and also to encourage more recycling.

With no other business to come before the meeting Tony Demasi made a motion to adjourn the meeting. Weeza Sanderson seconded. Meeting adjourned at 9:40 a.m.

Respectfully Submitted

*Priscilla Aldrich*, cvc, cvt  
Town Clerk and Treasurer  
Town of Burke



*Town of Burke  
212 School Street  
West Burke, VT 05871  
Phone - 802-467-3717  
FAX - 802-467-8623  
burke@charterinternet.com*



# Notes







We had the town office painted. We put new fuel tanks downstairs for the office heating system. The old tank was buried outside and had some problems so we needed to remove it.

We had another good year at the recycling center. We recycled a total of 110 tons of recyclables. We shipped five trailer loads of baled recyclables this year. We still take used oil, all kinds of batteries and fluorescent light bulbs at the recycling building. We have put some money in the recycling budget to put a ceiling in the recycling building. We had classes at the graded school on different ways to recycle and help the environment.

We had several "bulky days" this summer. They seem to be growing every year. It just doesn't make sense that we have that much bulky stuff in Burke. All the surrounding towns have one or none. We need to come up with some way to limit the use of this service to Burke people only. We believe that we are providing bulky service for a bigger area than just Burke and it is getting expensive. We had a hazardous waste day at the town garage with a good turnout.

We put a new layer of chips on the playground in the East Burke Park. Ralph and Chris Devereaux donated the wood, the town paid for the chipping and trucking. The road crew and Carlos Bean leveled the chips.

We paved part of the Burke Green Road, some of the Victory Road and some patching on the Calendar Brook Road. We bought a new plow and sander. The money has been saved up in our equipment fund for a new Mack to replace our oldest one.

We did some repair work on the bridge by Aldrich's store. We have received a grant for the repair work on the Waite Worden bridge. That should go out for bid this year.

We put in a light at the Burke Hollow Meeting House to illuminate the flagpole and steeple. There is also an outlet for electric power. We wanted power available to use at the building but didn't want it to actually be touching the building.

The re-appraisal is getting started. This will take about a year to complete. That should help with the school budget next year by bringing our common level of appraisal up closer to fair market value.

As always it's been another interesting year. Our meetings are the first Monday of the month. We invite the public to attend and participate in the meetings where the decisions are made concerning your town.


Thank you,

Selectmen for the Town of Burke

*Mike Harris, Chair*

*Emery Noyes*

*Sam Sanderson*





## **MESSAGE FROM THE TOWN CLERK'S OFFICE**

### **For the year which ended December 31, 2004**

**This year seemed to be more manageable than normal. Not quite so chaotic. This makes me think it is the calm before the storm. The refinancing has slowed down quite a bit so that means less visits from lawyers and title searchers.**

**This year we recorded 2,592 pages in the land records. Fifteen (15) marriage licenses were issued this year. There were nineteen (19) births and nine (9) deaths also recorded in our vital records.**

**We get a tremendous number of phone calls everyday covering just about everything you could imagine. Just for the fun of it we decided to log them everyday. As it turns out we logged 6,540 phone calls in 2004.**

**We registered 408 dogs in 2004. There were several dogs still unregistered at the end of the year. These dogs will still have to be registered for 2004 along with 2005. There will be a rabies clinic Saturday, March 5, 2005 at the Burke Town Hall, 3293 Burke Hollow Road from 9:30 a.m. until 11:30 a.m. This is a perfect opportunity to get your dogs vaccinated and registered at the same time. There will be staff from our office there to register your dogs for you. The deadline for registering your dogs is April 1. After that there will be a penalty applied. We must have a valid rabies certificate and spayed or neutered papers on file at the Town Clerk's Office prior to registration. The fee for spayed or neutered dogs prior to April 1 is \$10.00, non-spayed or neutered is \$14.00, and after April 1 the fees are \$13.50 and \$19.50 respectively. After May 1, the fees go to \$17.00 and \$25.00 respectively. Please remember that there is a dog ordinance which we do enforce. Please stop by the office to pickup a current copy. All owners must keep their dogs under control at all times.**

**If you are planning on bringing your dogs or cats to the Rabies Clinic, please have your dogs on a leash and your cats in a carrier as requested by the Vet.**

**We are still continuing to offer vehicle renewals. This is a service that is greatly appreciated by those of us who lead busy lives and just forget to send in our registrations on time.**

Message From the Town Clerk's Office - Continued



We can renew a vehicle registration that has expired up to sixty days. We can renew from a State generated renewal form or if you have lost it or did not receive it in the mail, we may still be able to help. We will need your drivers license and a credit card. We do not accept cash for this service, credit cards, checks or money orders only, made out to the Department of Motor Vehicles (DMV) for the amount of the registration. There is a three-dollar processing fee, which the Town gets to keep. This year we renewed 285 vehicles. This is an income of \$855 just for reregistering vehicles. Fees like these, for the little extra work that we perform, help to pay for a portion of our office expenses, reducing the amount required from property taxes.

The Lister's files are available Monday thru Thursday from 10:00 a.m. until 3:00 p.m. or by appointment.

Continuing Education in the Clerk's office is still a big concern of mine. I am still on the Continuing Education Committee for the Vermont Clerk's and Treasurer's Association. This will be my last year to serve on that committee because there is a limit on the length of time that you can serve. I have been on that committee for seven years. I learn so much from this committee and also from the workshops that we put on. I feel that I can run my office more efficiently. Again this year I had the honor of being reappointed to the Executive Board of the Vermont Clerk's and Treasurer's Association. I was also elected by that Board to be the secretary for the E-Board. I am also a mentor from Caledonia County for other Town offices to be able to call for answers to questions and advice, particularly the newly elected clerks. Also, I was given the honor of being chosen 2004 Treasurer of the Year by the Vermont Clerks and Treasurers Association.

We are looking forward to another great year and hope to continue to learn and improve as we go along. If anyone has any questions or suggestions, please feel free to stop by the office or give us a call at 467-3717 and we will be glad to help if we can. Time seems to go by very quickly here, maybe having a nice facility to work in and nice people to work with has something to do with it.

Thank you for all your help and support.

*Priscilla Aldrich* cvc, cvt

*Cathi Feeley* Assistant Treasurer

*Linda Hackett Corey* Assistant Town Clerk

*Muriel Feeley* Administrative Assistant





## WARNING

APRIL 1st IS RAPIDLY APPROACHING

DON'T FORGET TO REGISTER  
YOUR DOGS



### 2005 RABIES CLINIC

SATURDAY, MARCH 5, 2005—BURKE TOWN HALL—UPSTAIRS

9:30 A.M.—11:30 A.M.

Rabies \$10 - Distemper \$10



PLEASE BE SURE TO HAVE ALL DOGS ON A LEASH

AND CATS IN CARRIERS

FOR YOUR CONVENIENCE

THE TOWN OFFICE STAFF WILL BE AVAILABLE TO REGISTER YOUR  
DOGS AT THIS CLINIC

THE BURKE TOWN CLERK'S OFFICE WILL BE OPEN SATURDAY, MARCH 26, 2005  
FROM 9 AM TO 12 NOON FOR YOUR CONVENIENCE. PLEASE BE SURE THAT YOU  
HAVE A CURRENT RABIES CERTIFICATE.



### ANIMAL LICENSE FEES PRIOR TO APRIL 1




|                                     |         |
|-------------------------------------|---------|
| DOGS WHO ARE SPAYED OR NEUTERED     | \$10.00 |
| DOGS WHO ARE NOT SPAYED OR NEUTERED | \$14.00 |

### ANIMAL LICENSE FEES AFTER APRIL 1

|                                     |         |
|-------------------------------------|---------|
| DOGS WHO ARE SPAYED OR NEUTERED     | \$13.50 |
| DOGS WHO ARE NOT SPAYED OR NEUTERED | \$19.50 |

### ANIMAL LICENSE FEES AFTER MAY 1

|                                     |         |
|-------------------------------------|---------|
| DOGS WHO ARE SPAYED OR NEUTERED     | \$17.00 |
| DOGS WHO ARE NOT SPAYED OR NEUTERED | \$25.00 |



TOWN OF BURKE  
212 SCHOOL STREET  
WEST BURKE, VT 05871  
PHONE- 802-467-3717  
FAX-802-467-8623

E-mail-burke@charterinternet.com



## SERVICES OFFERED BY THE TOWN OF BURKE

The following is a list of services provided to the taxpayers and residents of the Town of Burke. If there is something that is not listed and you want to know about it please contact the Town Clerk's Office.

**Rubbish Removal** Curbside pickup each Tuesday morning beginning at 7:00 a.m. You are required to have an orange "B" sticker on your rubbish bags or to use a yellow 33 gallon "B" rubbish bag. These are sold in the area stores (East Burke Market, Bailey's and Burke in East Burke, Mike's Redemption, West Burke Quick Stop, Aldrich's General Store and The Town Clerk's Office in West Burke). The bags and the stickers are \$2.00 each.



**Recycling Center** The Recycling Center is located at 212 School Street behind the Town Clerk's Office. The hours are Wednesday from 3:00 p.m. to 6:00 p.m. and Saturday from 8:00 a.m. until 12 noon. The following materials are accepted:

#1 and #2 plastics, mixed paper, boxboard, corrugated cardboard, newspaper, magazines, catalogs, telephone books, Aluminum cans, Tin Cans, tinfoil pie plates, glass of all colors, bubble wrap, packing peanuts and air packs. Look for a more detailed listing of acceptable recycle material elsewhere in this Town Report.



Computers and microwave ovens are accepted for a fee of \$.20/lb.



### Fund Raisers

Box tops and Campbell's labels are collected for education. Returnable bottles and cans are collected and given to various groups as fund raisers. We also collect all Occasion Cards, used eyeglasses and costume jewelry.

You may bring good reusable items to put in our "FREE SHOP" corner



If someone needs something specific collected and saved, we try to accommodate them.

**Composters** — available for sale for \$35 each

**Bulky Waste Day** — Held every third Saturday of each month, from April to October, to give everyone the opportunity to get rid of big items such as beds, furniture, TV's, yard stuff, metal and used oil. You must get an authorization slip from the Town Clerk's office. You are allowed to bring up to one pickup load of bulky items. In addition to used oil, the town also accepts car batteries, rechargeable batteries, batteries from battery-operated tools, and florescent light bulbs. There is a \$25 charge for refrigerators and freezers and a \$3 charge for each tire. In order to give everyone a chance to attend, the Selectmen have decided to issue two certificates per year per household.



**Haz-Mat Day** - Household hazardous waste is accepted twice a year. In the Spring we join with other area towns in taking our HHW to Coventry. In the Fall we have a Haz-Mat Day at the Town Garage off, School Street. We are in hopes of having our own Haz-Mat Facility in Burke this coming year.




**DMV- Motor vehicle renewals** The Town Clerk's Office renews vehicle registrations for a processing fee of \$3.00. You must have your current renewal form generated from the State of VT.



**Notary Public**—There are three Notary Publics in the Town Office who can notarize your very important documents. This service is free to the public.





### MESSAGE FROM THE RECYCLING CENTER

Once again the Burke Recycling Center continues to grow. The Center was up over 14 tons from last year.

We shipped out five tractor trailer loads of recyclables in 2004. For every tractor trailer load we send to a mill, the Town saves our rubbish truck from making three trips tot the landfill to empty out.

It has been wonderful to see the new faces at the recycling Center. Lots of families coming in and the children doing a great job helping out.

The free shop is going strong and we always have books for those looking for something to read.

As always, anything I can do to help collect items for projects please let me know.

I would also like to thank the people of Burke for their support of the Recycling Center.

Just to let you know a few facts on what your recyclables are made into once they leave our building:

- Paper goes into the making of boxboard, notebook coverings, and more paper;
- Cereal boxes go into the middle of board games;
- Cardboard goes into more cardboard;
- Plastics make fill for sleeping bags, it also goes into making carpet and making new paint containers.


Remember before you throw something into the trash, it costs you \$2.00 per bag and it costs the town \$76.29 per ton to deposit it in the landfill. If you recycle your mixed paper, cardboard, plastics, aluminum, it brings money into the town. Did you know that recycling one ton of paper can save seventeen trees for the future generations?

We have several new composters available for sale for \$35.00 each.

|                             |   |
|-----------------------------|---|
| Recycling— Hours: Wednesday | 3 p.m. – 6 p.m.   |
| Thursday                    | 4 p.m.- 6 p.m. (For businesses ie.—Stores, Restaurants. Etc.) |
| Saturday                    | 8 p.m. – 12 p.m.  |

Thanks again

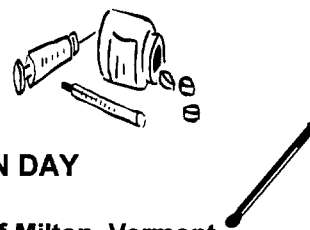
*Roxie MacDonald*, Attendant



## BREAKDOWN OF RECYCLING CATEGORIES

| CATEGORY | DESCRIPTION   |
|----------|---|
| 1        | MAINE PACK – Newspapers, with inserts, telephone books, magazines, catalogues.  |
| 2        | NORTH SHORE MIX – Junk mail, mixed office paper, classroom paper, box board, fax paper, single layer cardboard, gift wrap, egg cartons, shredded paper, Any color is fine. No containers that have direct contact with food will be taken such as donut boxes and most pizza boxes and waxed containers such as Chinese take-out.<br><br>Please open junk mail to take out any contaminants. Also, please rip off anything that has been contaminated with food and throw away. |
| 3        | OLD CORRUGATED CONTAINERS – brown corrugated cardboard. Staples are OK, tape is OK, please remove the plastic shipping list. Kraft paper bags are OK. No Duct Tape.<br><br><u>UNACCEPTABLE MATERIAL</u> – Foil containing juice boxes, blueprint paper, carbon paper, waxed or polycoated boxes, gable-top dairy container, food contaminated paper, tissue and paper towels, rubber bands, string, metal or plastic bindings, no books, no ribbon or metallic containers.      |
| 4        | GLASS – All colors together   |
| 5        | #1 PETE PLASTIC – Clear and all colors except for milky white.<br><br>Brown, blue, or tinted pete containers are now accepted as well as automotive.<br><br>Not accepted are: Animal care, lawn and garden pesticides or medical product containers.  |
| 6        | #2 HDPE PLASTIC NATURAL – Natural milk containers and water bottles only. Oil containers with caps on (we will drain) are now acceptable.   |
| 7        | #2 HDPE PLASTIC COLOR – Household detergent and personal care bottles. Hood light block milk jugs also go in this group. Also acceptable are Welch's frozen concentrate plastic bottles labeled #2.<br><br>The rule of thumb when dealing with HDPE, bottles will have side seams and necks that are narrower than the base.<br><br>All containers must be empty, clean, and without lids.  |
| 8        | ALUMINUM – Cans that can be crushed easily such as V-8, soda, etc.  |
| 9        | TIN CANS – Pie Plates, Aluminum foil, wire coat hangers.  |

We shipped 29.92 tons of Old Corrugated Cardboard, 16.75 tons mixed paper, 36.57 tons of newspapers and magazines, 16.61 tons of glass, 5.25 tons of tin and aluminum, 1.63 tons deposit-able bottles and cans, 1.12 tons #2 colored plastic, 1.20 tons #2 clear plastic, 1.31 tons of #1 pete, for a total of 220,710 pounds or 110.36 tons of recyclables. This saved the town \$8,419.36 in tipping fees if we had have taken it to the landfill. Plus it brought in \$6,149.10 in income.



## HOUSEHOLD HAZARDOUS WASTE COLLECTION DAY

The Town of Burke with Special Assistance from APT Environmental, Inc. of Milton, Vermont sponsors two Household Hazardous Waste Collections Days per year to comply with our "State Plan". One is offered in the spring and another in the fall. Please look for dates and times to be announced at a later time.

### WHAT IS HOUSEHOLD HAZARDOUS WASTE COLLECTION DAY?

Household Hazardous Waste is any discarded household material that can be classified as toxic, corrosive, flammable, or reactive/explosive. \*Paint, \*Acids/bases, \*Hobby Chemicals, \*Pesticides, \*Cleaning Products, \*Batteries, \*Thinners/strippers.

There may be both short-term and long-term harmful effects to humans and the environment from improper use and disposal of household hazardous waste.

To protect human health and the environment, the Town of Burke is sponsoring this one-day collection event two times per year.

Residents can bring unwanted household hazardous wastes to the Town Garage off 212 School Street in West Burke at times to be announced. Staff from a licensed hazardous waste disposal firm will package and transport the waste to an approved disposal facility. There will be no charge to Town residents wishing to participate in this event. Please refer to the list of acceptable and unacceptable materials when preparing for this event.

### WHO MAY PARTICIPATE?

Residents of the Town of Burke only. These special days are designed for collection of household generated materials only. Business waste will not be accepted during the hours of collection without prior arrangement. There will be a charge for accepting business waste. Please call the Town Clerk's Office at 467-3717 for more information.

We are sorry, but due to the cost of offering this event, we must limit participation to Town of Burke only. Please follow these instructions:

- \*\* Keep all products in their original containers with labels intact.**
- \*\* Place individual containers in sturdy cardboard boxes for transportation to the collection event. You may want to use newspaper or cardboard to keep items from tipping or hitting each other during transportation. Make sure all lids are on tight.**
- \*\* Wrap leaking containers in newspapers and place in clear plastic bags. Make sure lids are tight.**
- \*\* Do not mix any chemicals or pesticides together. Place any chemicals that might react with each other in separate areas of the vehicle.**
- \*\* Do not leave products in hot, unventilated vehicles for an extended period of time.**
- \*\* Do not smoke near any chemical products. Smoking and eating are prohibited on site.**
- \*\* Participants are discouraged from bringing small children or pets to the collection event. Neither may leave the vehicle once on site.**



**HOUSEHOLD HAZARDOUS WASTE (Continued)**

**\*\*Please be patient. There may be a waiting line.**

**ACCEPTABLE MATERIALS**

|                          |                             |
|--------------------------|-----------------------------|
| Acids                    | Mothballs or Flakes         |
| Adhesives                | Motor Oil                   |
| Aerosols                 | Muriatic Acid               |
| Antifreeze               | Nail Polish                 |
| Asbestos Materials       | Nail Polish Removers        |
| Auto Batteries           | No-Pest Strips              |
| Boric Acid               | Oven Cleaners               |
| Brake Fluids             | Paints – Latex or Oil-Based |
| Cements                  | Paint Removers              |
| Charcoal Lighters        | Paint Thinners              |
| Chlorine                 | PCB's                       |
| Cleaning Fluid           | Pentachlorophenol           |
| Corn and Wart Removers   | Permanent Solutions         |
| Degreasers               | Pesticides                  |
| Dioxin Insect Pesticides | Photo Chemicals             |
| Disinfectants            | Pool Chemicals              |
| Drain Cleaners           | Pressurized Tanks           |
| Dry Gas                  | & Gas Cylinders             |
| Epoxies                  | Rat Poisons                 |
| Dyes                     | Rug & Upholstery Cleaners   |
| Fiberglass Resins        | Rust Solvents               |
| Flea collars and Powders | Solvents                    |
| Fluorescent Tubes        | Spot Removers               |
| Furniture Strippers      | Toilet Bowl cleaners        |
| Hair Removers            | Tub & Tile cleaners         |
| Herbicides               | Turpentine                  |
| Inks                     | Varnish                     |
| Insecticides             | Weed Killers                |
| Insect Repellents        | Wood Polishers              |
| Lacquers                 | Wood Preservatives          |
| Lubricants               | Wood Stains                 |

**WASTES THAT WILL NOT BE ACCEPTED**

- >>>> Explosives; shock-sensitive materials and water/air reactive materials (Dynamite, ammunition)**
- >>>> Pathological Wastes; Infectious Wastes (disease-causing organisms); Medicines (medical wastes)**
- >>>> Radioactive Wastes (including smoke detectors)**


**LATEX PAINT CANS CAN BE DRIED AND PUT IN WITH YOUR REGULAR CURBSIDE RUBBISH PICKUP**

**THE TOWN RESERVES THE RIGHT TO REFUSE ANY MATERIAL WHICH IS NOT DEEMED ACCEPTABLE BY THE MANAGING CHEMIST ON SITE.**

**FOR MORE INFORMATION YOU MAY CONTACT:**

**Priscilla Aldrich, Burke Town Clerk  
Sam Sanderson, Selectman  
Emery Noyes, Selectman  
Mike Harris, Selectman**

**467-3717 - Days  
626-9622 - Evenings  
467-8895 - Evenings  
467-3706 - Evenings**



## A MESSAGE FROM YOUR FRIENDLY RUBBISH ATTENDANTS

SUGGESTIONS TO MAKE YOUR CURBSIDE RUBBISH  
PICKUP SERVICE RUN MORE SMOOTHLY

WE WOULD LIKE TO SUGGEST THAT EVERYONE GET A 30 GALLON CONTAINER WHO DOES NOT ALREADY HAVE ONE AND PUT ONE STICKER ON THE TOP BAG—THIS WILL PREVENT SOME PEOPLE FROM USING TOO MANY STICKERS AND HELP WITH THE ONES WHO DO NOT USE ENOUGH.

**\*\* Please make your rubbish containers visible to the Rubbish Truck driver from both directions**

Use containers no larger than 30 gallons. Please do not use 55-gallon drums to put your trash bags in. It makes it very hard to get the bags out.

**\* Try to be considerate about the weight of each bag.** You may put more than one bag in a thirty-gallon container and place a "B" sticker on the top bag. If bags are not placed in a 30-gallon container each bag must display a "B" sticker visible to the driver. Any bags without the stickers will not be picked up. Bags that are too heavy for the workers will be left to be rebagged for next week. You can buy your "B" stickers and "B" bags at any of the stores in both East Burke and West Burke and also at the Town Clerk's Office.

**\*\*\* Do not put out tires, fluorescent bulbs or metal at curbside. We will take these items at the bulky days during the summer.**

**\*\*\* If you have any problems, questions or suggestions, please feel free to call the Town Clerk's Office at 467-3717.**

Thank you for your cooperation.

*Tom Rexford and Stan Swaim, Attendants*





*Town of Burke  
212 School Street  
West Burke, VT 05871  
Phone - 802-467-3717  
FAX - 802-467-8623  
burke@charterinternet.com*



# Notes

## BOARD OF LISTERS REPORT FOR 2004

We continue to be very busy in our office. The changes required to implement Act 68, which established two classes of property (owner occupied residential and non-residential) took a great deal of time and resulted in what the State of Vermont refers to as a split grand list. In the Town of Burke, our 2004 Grand List for taxable property is shown below:

| <u>Type of Property</u>   | <u>Value</u>       | <u>% of Total</u> |
|---------------------------|--------------------|-------------------|
| Resident Owned & Occupied | \$ 49,007,655.     | 50.6              |
| Non-Resident & Commercial | <u>47,772,957.</u> | <u>49.4</u>       |
| Total                     | \$ 96,780,612.     | 100.0             |

There was a slight increase in the number of property transfers this year, as well as an increase in the number of building permits, and we made many site visits. The amount added to Grand List values was the highest for the last five years (all figures shown in 1993 appraisal values)

### Five Year Trend – Town of Burke Grand List Taxable Property

| <u>Year</u> | <u>Value</u>   | <u>Increase from Prior Year</u> |                   |
|-------------|----------------|---------------------------------|-------------------|
|             |                | <u>Dollars</u>                  | <u>Percentage</u> |
| 2000        | \$ 88,016,904. | \$ 1,320,735.                   | 1.52              |
| 2001        | 90,164,752.    | 2,147,848.                      | 2.44              |
| 2002        | 91,822,349.    | 1,657,597.                      | 1.84              |
| 2003        | 94,077,196.    | 2,254,847.                      | 2.45              |
| 2004        | 96,780,612.    | 2,703,416.                      | 2.87              |

### Reassessment Update

The Board of Selectmen has approved the proposal submitted by New England Municipal Consultants, Ltd. to reassess all property in the Town of Burke. The firm is familiar with our area as they have completed or are in the process of reassessments in Lyndon and other nearby towns. We are in the beginning stage of our reassessment, collection of office data. Current plans are for the firm to do site visits during summer 2005 and for adoption of the assessment for tax year 2006. We plan to keep you informed periodically about this major project, and urge your cooperation with our efforts to collect data to ensure a fair and complete revaluation.

THE BURKE BOARD OF LISTERS

SUSAN ROWE

IRENE SAWYER

Hours: Mon. – Thurs. 10 a.m. – 3 p.m.

## TOWN OF BURKE 2004 PROPERTY TRANSFERS JANUARY - DECEMBER

| DATE     | SELLER  | BUYER  | DESCRIPTION                                 | SALE PRICE                         |
|----------|---|--|---|------------------------------------|
| January  | T. Kambour & S. Butkovich<br>West Burke, VT       | Nicholas & Regina Stanzione<br>Barrington, RI                | House & 1 Acre<br>High Street               | \$82,900.00                        |
| January  | Gerald & Dolores Daly<br>Tucson, AZ               | Brent, Chris, Loraine Newland<br>Newark, VT                  | 10.5 Acres<br>Brook Road                    | \$5,593.00                         |
| January  | Gerald & Dolores Daly<br>Tucson, AZ               | Brent, Chris, Loraine Newland<br>Newark, VT                  | 98 Acres<br>Brook Road                      | \$47,940.00                        |
| January  | Gerald & Dolores Daly<br>Tucson, AZ               | Brent, Chris, Loraine Newland<br>Newark, VT                  | 3 Acres<br>Brook Road                       | \$26,367.00                        |
| January  | Donna Bird<br>Monument Beach, MA                  | Ronald & Kathleen MacNeil<br>Beverly, MA                     | Powerhorn Condo, Unit 202<br>Burke Mountain | \$99,900.00                        |
| January  | David Patience<br>St. Johnsbury, VT               | Richard & Rhea Ringgard<br>Auburn, MA                        | 7.3 Acres<br>Calendar Brook Road            | \$27,500.00                        |
| January  | Clark Hackett<br>West Burke, VT                   | Clark & Donna Hackett<br>West Burke, VT                      | House & 1 Acre<br>Burke Hollow Road         | husband & wife                     |
| January  | Gary & Charlain Stocking<br>Meriden, CT           | Anthony & Lisa Shaw<br>Mansfield, MA                         | Powderhorn Condo,<br>Burke Mountain         | \$99,900.00                        |
| January  | James & Elizabeth Clark<br>Madison, CT            | Donna Bird<br>Monument Beach, MA                             | Powderhorn Condo<br>Burke Mountain          | \$143,000.00                       |
| January  | Michael & Carol Gagne<br>Lyndonville, VT          | William Consolo, Gregory Fall<br>Birchbark Realty Hanson, MA | Mountainbrook Condo<br>Burke Mountain       | \$123,000.00                       |
| January  | RHT&L Partnership<br>Danville, VT                 | Betty Biedermann, Robert McKee<br>Stowe, VT 05672            | Mountainbrook Condo<br>Burke Mountain       | \$65,000.00                        |
| January  | Richard & Melissa Rinaldo<br>Burlington, VT 05401 | Craig & Erica-Lynn Owen<br>East Burke, VT                    | House & .65 Acres<br>Orchard Road           | \$105,000.00                       |
| January  | Welch Et All<br>East Burke, VT 05832              | Richard & Ruth Welch<br>East Burke, VT                       | small covenants<br>White School Road        | \$0.00                             |
| January  | Joseph Anastasia<br>East Burke VT                 | Richard & Ruth Welch<br>East Burke, VT                       | small covenants<br>White School Road        | \$0.00                             |
| January  | Joseph & Nancy Ingram<br>Enfield, CT              | Eddie & Susan Fisher<br>Littleton, NH                        | House & .25<br>North Ridge Road             | \$87,500.00                        |
| January  | Robert & Edith Murray<br>West Burke VT            | Charles & Bridget Murray<br>West Burke, VT                   | 2 Acres<br>Gaskell Hill Road                | transfer between<br>parent & child |
| January  | Bernice Austin<br>East Burke, VT 05832            | Raymond & Ruth Deth<br>East Burke, VT                        | 3.6 Acres<br>Burke Green Road               | transfer between<br>parent & child |
| February | Mary Bushey<br>West Burke, VT 05871               | Joel & Rachel Gilbert<br>West Burke, VT 05871                | House & 2 Acres<br>Burke Hollow Road        | \$115,000.00                       |
| February | RHT&L Partnership<br>Danville, VT                 | Thomas & Kathleen Fitch<br>Strafford CT 06615                | Mountainbrook Condo<br>Burke Mountain       | \$135,000.00                       |
| February | Elwin Greer<br>Whitfield, NH                      | Wayne & Virginia Greer<br>East Burke, VT 05832               | 1 Acre<br>Kirby Road                        | transfer between<br>parent & child |

# TOWN OF BURKE 2004 PROPERTY TRANSFERS JANUARY - DECEMBER

|          |  |   |  |                                    |
|----------|--|---|--|------------------------------------|
| February | First Union National Bank<br>Orlando, FI           | Michael Picard<br>East Burke, VT                                  | House & 1.3 Acres<br>Camp Road               | \$54,000.00                        |
| February | Randy Beer<br>East Burke, VT 05832                 | Jane Carrier<br>Lyndonville, VT                                   | House & 1.45 Acres<br>Bugbee Crossing Rd     | \$84,500.00                        |
| March    | Edward & Patricia Colon<br>Shamong NJ              | James & Mary O'Malley<br>Wrentham, MA                             | Powderhorn Condo Unit 1003<br>Burke Mountain | \$157,500.00                       |
| March    | Burke 2000 LLC<br>East Burke, VT                   | Gerald & Maureen Welden<br>East Burke, VT                         | .036 Acres<br>Bow Hill                       | \$4,000.00                         |
| March    | Gerald & Maureen Welden<br>East Burke, VT          | Gerald & Maureen Welden<br>East Burke, VT                         | 1.29 Acres<br>Bow Hill                       | straw deed                         |
| March    | Allan Gorham<br>East Burke, VT                     | Jessica & Anthony Masten<br>West Burke, VT                        | House & 1 Acre<br>Kirby Road                 | \$155,000.00                       |
| March    | Victoria Hinman<br>Plainville, CT                  | Victoria & Paul Hinman<br>Plainville, CT                          | House & 2 Acres<br>Newark Street             | transfer between<br>parent & child |
| March    | Gilbert & Priscilla Aldrich<br>West Burke, VT      | Gilbert & Priscilla Aldrich,<br>Tameletta Aldrich, Teresa Randall | House & .05 Acres<br>School St.              | transfer between<br>parent & child |
| March    | Dale & Elizabeth Pearsons<br>Westfield, Mass       | Lawrence Moffatt<br>West Burke, VT                                | 10.3 Acres<br>Washburn Road                  | \$36,000.00                        |
| March    | Bradley Deth<br>East Burke, VT                     | Michael & Sally Bain<br>Palm Bay, FI                              | 10.32 Acres<br>Burke Green Road              | \$45,000.00                        |
| March    | Henry Greer<br>East Burke, VT 05832                | Henry Greer & Luann Hastie<br>East Burke, VT 05832                | House & 1.13 Acres<br>East Burke, VT         | \$30,000.00                        |
| March    | Gerald & Jean Bailey<br>Newark VT 05871            | Scott & Mildred Chappell<br>Est Burke VT                          | 3.09 Acres<br>Burke Mtn                      | \$30,000.00                        |
| March    | Robert Welch<br>Derby, VT                          | Raymond Schneider Trustee<br>RF Welsh II Trust                    | House & 0.5<br>Route 5                       | Transfer into trust                |
| April    | Robert Frazier<br>Mendon MA                        | Brian & Brad Truini<br>CT & MA                                    | 1/2 Acre High Meadow Road<br>East Burke, VT  | \$28,000.00                        |
| April    | Robert Frazier<br>Mendon MA                        | Matthew Reale<br>Milford CT                                       | 1/2 Acre High Meadow Road<br>East Burke, VT  | \$28,000.00                        |
| April    | Angela Holmes<br>West Burke, VT                    | Edward & Patricia Colon<br>Shamong, NJ                            | House & 3.5 Acres<br>Bugbee Crossing Road    | \$125,500.00                       |
| April    | June Maynard<br>Orleans, VT                        | Scott & Mildred Chappell<br>Est Burke VT                          | House & .05 Acres<br>School St.              | \$60,500.00                        |
| April    | Burke 2000 LLC<br>East Burke, VT                   | Virginia Andrews<br>Orange, VT                                    | 10.2 Acres<br>Pinkham woods                  | release of<br>covenants            |
| April    | Cheryl Temple<br>Lyndonville, VT                   | Ed, Maureen, Douglas, Charlen Winseck<br>Ma                       | 1.2 Acres<br>Moonlight Drive                 | \$22,500.00                        |
| April    | Clifford & Susann Humphrey<br>East Burke, VT 05832 | Clifford, Susann, Dennis, Humphrey<br>East Burke, VT 05832        | House & 9+ Acres<br>VT Rt 114                | transfer between<br>parent & child |

# TOWN OF BURKE 2004 PROPERTY TRANSFERS JANUARY - DECEMBER

|       |   |  |  |                                    |
|-------|---|--|--|------------------------------------|
| April | Arthur Pack<br>Milford CT                             | Maple Mountain Properties<br>East Burke, VT          | 10.1 Victory Road<br>East Burke, VT    | \$11,000.00                        |
| May   | Robert Frazier<br>Mendon MA                           | William Goddard<br>Littleton MA                      | 17 High Meadow Road<br>East Burke, VT  | \$24,000.00                        |
| May   | Robert Frazier<br>Mendon MA                           | William & Teresa Binney<br>East Burke, VT            | 43.8 Acres<br>Pinkham Road             | \$100,740.00                       |
| May   | Jane Davis<br>West Burke, VT                          | Jennifer, Timothy, Peter Davis<br>VT, MD, ME         | House & 1 Acre<br>School St.           | transfer between<br>parent & child |
| May   | Cheryl Temple<br>Lyndonville, VT                      | Evans & Merrigan<br>MA                               | 1.1 Acres<br>Moonlight Drive           | \$22,500.00                        |
| May   | Richard Yerkes & Jo-ann Golden<br>MA & VT             | Nancy Hibshman<br>Lyndonville VT                     | 9 Acres<br>Bugbee Crossing             | transfer of partition              |
| May   | Nancy Hibshman<br>Lyndonville, VT                     | Richard Yerkes, Joanne Golden<br>MA & VT             | 18.5 Acres<br>Bugbee Crossing Road     | transfer of partition              |
| May   | Nancy Hibshman<br>Lyndonville, VT                     | Richard Yerkes, Joanne Golden<br>MA & VT             | 18.5 Acres<br>Bugbee Crossing Road     | transfer of partition              |
| May   | Nancy Hibshman<br>Lyndonville, VT                     | Christopher Hibshman<br>Lyndonville, VT              | 9 Acres<br>Bumps Road                  | transfer mother to<br>son          |
| June  | Timothy Roberts<br>West Burke VT                      | John Waterman, Alyssa Doolittle<br>St. Johnsbury, VT | House & 11.1 Acres<br>Gator Alley      | \$161,000.00                       |
| June  | Suzanne Brown<br>Pottstown PA                         | Richard & Virginia Lussier<br>East Burke, VT         | 7.6 Acres<br>Bugbee Crossing Road      | \$29,000.00                        |
| June  | Deliquent Tax Collector<br>Priscilla Aldrich-Tax Sale | Russell Blake<br>Lyndonville, VT                     | Mobile Home<br>VT Rt 114               | \$1,508.55                         |
| June  | J Daniel & Monique Hoffman<br>South Portland, ME      | David Pearce & Sidney Worthen<br>Dover, MA           | House & .79<br>Dish Mill Brook Road    | \$135,000.00                       |
| June  | Bernard & Doris Boulay<br>Lyndonville, VT             | Daniel & Judy Newland<br>Lyndonville, VT             | Mobile Home & 0.5 Acres<br>VT Rt 114   | \$75,000.00                        |
| June  | Ronald & Diane McRae<br>East Burke, VT                | Nicholas & Margaret Hale<br>East Burke, VT           | House & 1.1 Acres<br>Walker Road       | \$115,900.00                       |
| June  | Marvin & Jacquelyn Krupinsky<br>Litchfield, ME        | Matthew & Kristen Langlais<br>West Burke, VT         | 11.83 Acres<br>Sugarhouse Road         | \$13,500.00                        |
| June  | Gerald Derry<br>East Burke, Vt                        | Laurelie Welch<br>Katchikan, Alaska                  | 369 acres<br>Victory Road              | parent to child                    |
| June  | Lyle & Carolyn Starr<br>East Burke, VT                | Tad & Sherry Wheeler<br>Sherman, CT                  | Sprucewoods Condo #30<br>Burke Moutain | \$40,500.00                        |
| June  | Shirley Hood Chase<br>Sutton, VT                      | Nancy Norton<br>West Burke, VT                       | House & 85 Acres<br>Chase Hill         | parent to child                    |
| June  | Charles & Jean Hughes<br>Nantucket, MA                | Bradley & Melynda Parker<br>Bow, NH                  | Burkeside Condo<br>Burke Mountain      | \$150,000.00                       |

# TOWN OF BURKE 2004 PROPERTY TRANSFERS JANUARY - DECEMBER

|      |  |  |  |                                       |
|------|--|--|--|---------------------------------------|
| June | William & Marie Macek<br>Haverhill, MA                       | Timothy & Laurel Bennett<br>Sagamore Beach MA                  | Bear Path Condo<br>Burke Mountain                  | \$175,000.00                          |
| June | Charles Nelson<br>Needham MA                                 | Robert & Pauline Doyon<br>West Burke, VT                       | Sugarhouse Road                                    | boundry line<br>adjustment            |
| June | Charles Nelson<br>Needham MA                                 | Mark & Jean Daigle<br>West Burke, VT 05871                     | 57.7 Acres<br>Sugarhouse Road                      | \$115,400.00                          |
| June | Jessica Masten<br>East Burke, VT                             | Michael Davis & Bobbie Jo Badger<br>West Burke, VT             | 1 Acre<br>Slippery Hill Road                       | \$14,000.00                           |
| June | Lucille Ventres<br>Lyndonville, VT 05851                     | Gabriele Percy<br>West Burke, VT                               | House & .86<br>Mountain Road                       | \$162,000.00                          |
| June | Gabrielle Percy<br>West Burke, VT 05871                      | Jane Nuse<br>Johnson, VT                                       | House & .25 acres<br>US RT 5                       | 95,000.00                             |
| June | Best Way Homes<br>Lyndonville, VT                            | TBK Reality<br>Glen Cove NY                                    | 57 Acres<br>Route 5                                | \$160,000.00                          |
| June | Nelson McCormack<br>Littleton MA                             | Kevin Hanson<br>Woburn, MA                                     | 60 Acres<br>Brook Road                             | \$65,000.00                           |
| June | Suzanne Brown<br>Pottstown PA                                | David Anderson Jr.<br>West Burke, VT                           | 2.8 Acres<br>Bugbee Crossing                       | \$22,000.00                           |
| June | Robert Doyon Estate of Larry Moffatt<br>West Burke, VT 05871 | Leigh & Beverly Larocque<br>St. Johnsbury, VT 05819            | 10.3 Acres<br>Washburn Road                        | \$40,000.00                           |
| July | Herbert Little<br>East Burke, VT                             | North Country Federal Credit Union<br>So. Burlington, VT 05403 | Mobile Home & 1 Acre<br>VT RT 114                  | foreclosure                           |
| July | Atwood, Menoyo, Nelson,<br>ME & MA                           | Helen Anderson<br>Yarmouth, ME                                 | 42 + - Acres<br>Sugarhouse Road                    | Transfer from Trust to<br>Beneficiary |
| July | Michael Picard<br>East Burke, VT                             | Jeanne Tinker<br>East Burke, VT                                | House & 1.3 Acres<br>Camp Road                     | \$85,000.00                           |
| July | Leighton & Patricia Hazlehurst<br>Hood River, OR             | East Burke School, Inc<br>East Burke, VT                       | School<br>VT Rt 114                                | \$139,500.00                          |
| July | Steve & Lydia Legge<br>Sutton, VT                            | Steven Legge & Candace Dane<br>East Burke, VT                  | 97 Acres<br>Calendar Brook                         | transfer w/o<br>consideration         |
| July | Lyle & Lynn Welch<br>West Burke, VT                          | M. Geoffrey & Cheryle Boone<br>West Burke, VT                  | Camp & 4.5 Acres<br>Victory Road                   | \$12,000.00                           |
| July | Joseph Stone<br>Litchfield, NH                               | Gilbert Adams & Lori Ann Bayley<br>Merrimac, MA                | House & Lot 1-5.1 & Lot 2<br>2.58 Acres- Camp Road | \$127,000.00                          |
| July | Reva Bollman<br>Lyndonville, VT                              | Janalese, Robert, Linda Warden<br>Littleton NH                 | House & .50 Acres<br>High St.                      | \$95,000.00                           |
| July | Robert Doyon Estate of Larry Moffatt<br>West Burke, VT 05871 | Shelly Cole<br>Sutton VT                                       | House & 2.75 Acres<br>US RT 5                      | \$145,000.00                          |
| July | Carleta Legacy<br>East Burke, VT                             | Durwood & Janet Legacy<br>East Burke, VT                       | House & 2-1/3 acres<br>Legacy Lane                 | parent to child                       |



# TOWN OF BURKE 2004 PROPERTY TRANSFERS JANUARY - DECEMBER

|           |  |   |   |                                      |
|-----------|--|---|---|--------------------------------------|
| August    | Joseph Goss<br>Gaithersburg MD                                     | David & Darlene Ballou<br>Lyndon Center VT          | Mountain Brook Condo<br>Burke Mountain  | \$157,000.00                         |
| August    | Jeffrey & Amy Hale<br>East Burke, VT                               | Denton & Milton Newland<br>East Burke, VT           | VT RT 114<br>East Burke, VT             | Boundary<br>line agreement           |
| August    | Robert & Mary Shepard<br>Shrewsbury, MA                            | Robert & Mary Shepard<br>Shrewsbury, MA             | Gaskell Hill Road<br>West Burke, VT     | living trust                         |
| August    | Harold Tardif & Lisa Berry<br>Co Guardians to the Estate of Martha | Harold Tardif<br>West Burke, VT                     | House & 13 Acres<br>Gaskell Hill Road   | transfer between<br>parent & child   |
| August    | David Sherman<br>Union NJ  | Frederick & Jodi Storch<br>Middleboro, MA           | Mountain Brook Condo<br>Burke Mountain  | \$147,500.00                         |
| August    | Christine Novosel<br>East Burke, VT 05832                          | Frederick & Jodi Storch<br>Middleboro, MA           | 2.73 Acres<br>Mountain Road             | release of<br>covenants              |
| August    | Frank & Phyllis Dobyns<br>Duxbury, MA                              | Frederick & Jodi Storch<br>Middleboro, MA           | 2.73 Acres<br>Mountain Road             | \$55,000.00                          |
| August    | A. David Bradley<br>West Burke, VT                                 | A. David & Kelly Bradley<br>West Burke, VT          | House & 11 Acres<br>RT 5                | Transfer between<br>Husband and Wife |
| August    | Leighton & Patricia Hazlehurst<br>Hood River, OR                   | Karl & Muriel Wieland<br>East Burke                 | Mountain Road<br>Burke Mountain         | confirm boundary<br>line             |
| August    | Karl & Muriel Wieland<br>East Burke, VT                            | Leighton & Patricia Hazlehurst<br>Hood River, OR    | Mountain Road<br>Burke Mountain         | confirm boundary<br>line             |
| August    | David Anderson Jr.<br>West Burke, VT                               | Lucia Anderson<br>West Burke, VT                    | 2.8 Acres<br>Bugbee Crossing            | Transfer Husband<br>& Wife           |
| September | Heather Roeder<br>Williston, VT                                    | Alan & Rhonda Fortin<br>East Charleston, VT         | House & .75<br>School St.               | \$84,500.00                          |
| September | George Ruggles<br>East Burke, VT                                   | Charlotte Shiska & Fiore Porcelli<br>East Burke, VT | House & 1 Acre<br>Walker Road           | \$82,000.00                          |
| September | Ronald & Rachel Daigle<br>Granville, NY                            | George & Marlene Hulbert<br>Ipswich, MA             | House & 12.19 Acres<br>Flowerbrook Road | \$106,000.00                         |
| September | W. Montgomery & Ruth Warman<br>East Burke, VT                      | Charles & Karen Santo<br>Newtown, CT                | House & 37 Acres<br>Rt 114              | \$230,000.00                         |
| September | Diane Graziose<br>St. Johnsbury, VT                                | Leonard & Kathleen Foote<br>Littleton NH            | 10.1 Acres<br>Victory Road              | \$9,500.00                           |
| September | Dean & Gladys Goodwin<br>West Burke, VT                            | Mark, David, Ronald, Paul Goodwin<br>VT & MA        | House & 1.5 Acres<br>VT RT 5A           | transfer between<br>parent & child   |
| September | Carole Saloomey<br>East Otis, MA                                   | David Sleight<br>St. Johnsbury, VT                  | Mt. Brook Condo<br>Burke Mountain       | \$70,000.00                          |
| October   | Jane Brown<br>East Burke, VT                                       | Sean & Danica Rolfe<br>Lyndonville, VT              | House & 5 Acres<br>East Burke, VT       | \$40,000.00                          |
| October   | Rene & Irene Thomas<br>East Dennis, MA                             | Robert Hagan<br>Mendon, MA                          | House & 1.18 Acres<br>Burke Mountain    | \$264,000.00                         |

# TOWN OF BURKE 2004 PROPERTY TRANSFERS JANUARY - DECEMBER

|          |   |  |   |                                    |
|----------|---|--|---|------------------------------------|
| October  | Thelma & Bernard Holmes<br>Lyndonville, VT              | James Balkus<br>Pemberton, NJ                          | House & 2.75 Acres<br>Burke Hollow Road | \$65,000.00                        |
| October  | Allan Gorham<br>East Burke, VT                          | Victoria Graves<br>East Burke, VT                      | House & 2.25 Acres<br>Kirby Road        | \$55,000.00                        |
| October  | Anya & Stanley Wallack<br>Little Compton RI             | Robert & McKee & Betty Biedermann<br>VT & MA           | House & 1/3 Acre<br>Pinkham Road        | \$79,900.00                        |
| October  | Hildegarde Brown, Guardian<br>Gordon Carter             | Richard & Linda Wray<br>West Burke                     | House & 95 Acres<br>Carter St.          | \$200,000.00                       |
| October  | Kevin Stratton<br>Shaftsbury, VT                        | Helene Stratton<br>Shaftsbury, VT                      | 50 Acres<br>Victory Road                | transfer in<br>Divorce             |
| October  | Marvin & Jacquelyn Krupinsky<br>Litchfield, ME          | James & Marianne McKenna<br>Lowell MA                  | Sprucewoods Condo<br>Burke Mountain     | \$70,000.00                        |
| October  | Terry Laclair<br>Lyndonville, VT                        | Mark & Janet Simpson<br>Lyndonville, VT                | Mobile Home & 1.3 Acres<br>US Route 5   | \$25,000.00                        |
| October  | Clark & Trina Smith<br>Wenham, MA                       | Donald & Barbara Mader<br>South Windsor, CT            | Burkeside Condo<br>Burke Mountain       | \$99,000.00                        |
| October  | Antoinette Shapiro<br>Hanover, NH                       | Thomas Williamson<br>Lyndon, VT                        | 60 Acres<br>Newark St.                  | \$25,000.00                        |
| October  | Richard Wray<br>West Burke, VT                          | Joseph Kasprzak<br>Lyndon Center, VT                   | 1.9 Acres<br>Bumps Road                 | \$25,000.00                        |
| October  | North Country Federal Credit Union<br>Burlington, VT    | George DeCoigne<br>East Burke, VT                      | Mobile Home & 1 Acre<br>VT RT 114       | \$36,000.00                        |
| October  | Ruth McCarty Estate<br>Lyndon Center, VT                | David, Jessica Lussier, Chad Simpson<br>Lyndonville Vt | Double wide<br>Bugbee Crossing          | \$16,000.00                        |
| November | Heidi Lillcrap<br>Murray UT                             | Susan Cromer<br>Honolulu, HI                           | House & 1 Acre<br>VT RT 114             | \$90,000.00                        |
| November | David & Roger Brown<br>CA & VT                          | George Hall<br>Greenville, RI                          | 23 Acres<br>VT RT 114                   | \$35,500.00                        |
| November | Steven Legge & Candace Dane<br>Lyndonville & East Burke | Susan Cromer<br>Honolulu, HI                           | 97 Acres<br>Calendar Brook              | \$97,000.00                        |
| November | Burke 2000 LLC<br>East Burke, VT                        | Gary Leach & Melissa Middendorf<br>Lyndonville, VT     | 10.6 Acres<br>Pinkham Road              | release of<br>covenants            |
| November | Don-Sim Farm Partnership<br>Sutton VT                   | Dana & Jennifer Palmieri<br>Sutton, VT                 | 1.1 Acres<br>Gaskell Hill Road          | \$2,500.00                         |
| November | Bruce & Kelly Bunnell<br>Concord, VT                    | Robert & Jeannette Ware<br>East Burke, VT              | Mobile Home<br>Burke Hollow Road        | \$17,500.00                        |
| Novmeber | Harold Tardif<br>West Burke, VT                         | Lisa Berry<br>West Burke, VT                           | House<br>Tardif Drive                   | transfer between<br>parent & child |
| November | Elaine Willey<br>West Burke, VT                         | Marilyn Drew<br>Barton, VT                             | 224 Acres<br>Sugarhouse Road            | Fractional Interest                |

|          |   |   |  |  |
|----------|---|---|--|--|
| November | Curtis Labay<br>Lyndon, VT                        | Marilyn Drew<br>Barton, VT                        | 224 Acres<br>Sugarhouse Road             | Fractional Interest                      |
| November | Loraine Newland<br>West Burke, VT                 | Marilyn Drew<br>Barton, VT                        | 224 Acres<br>Sugarhouse Road             | Fractional Interest                      |
| November | J. Zanni, M. Gugliuzza, R. Marston<br>MA          | Marilyn Drew<br>Barton, VT                        | 224 Acres<br>Sugarhouse Road             | Fractional Interest                      |
| November | M. Austin, R. Labay<br>MA                         | Marilyn Drew<br>Barton, VT                        | 224 Acres<br>Sugarhouse Road             | Fractional Interest                      |
| November | Probate Court- Douglas Drew Estate<br>Barton, VT  | Marilyn Drew<br>Barton, VT                        | 224 Acres<br>Sugarhouse Road             | Decedent's Estate<br>to surviving spouse |
| November | Leatrice Jackson<br>St. Johnsbury, VT             | Reginald & Heidi Lussier<br>Lyndonville, VT 05851 | House & 0.5 Acre                         | \$9,000.00                               |
| November | Robert & Pauline Doyon<br>West Burke, VT          | Laurence & Ellen Langlais<br>Boscawen, NH         | 50 Acres<br>Sugarhouse Road              | \$110,000.00                             |
| November | Hildegard Brown, Guardian<br>Gordon Carter, Burke | Ottis & Mary Dewan<br>Falmouth, MA                | 21.5 Acres<br>Carter Road                | \$69,000.00                              |
| December | Kathy Norton<br>Torrington, CT                    | David Gwatkin<br>Westmore, VT                     | Unit 23<br>Sprucewoods Condo             | \$80,000.00                              |
| December | Ann Harper<br>East Burke, VT                      | David & Thelma Towers<br>East Burke, VT           | House & 2.5 Acres<br>VT Rt 114           | \$84,600.00                              |
| December | Michael & Johanna Myers<br>Narvon, PA             | Theora Wray<br>East Burke, VT                     | House & Lot<br>Burke Hollow Road         | \$90,000.00                              |
| December | Dean Parker Estate<br>Lyndonville, VT             | Dean Parker Revocable<br>Lyndonville, VT          | House<br>US RT 5                         | Interest in property                     |
| December | J & J Lumber<br>East Burke, VT                    | Gerald & Elaine Derry<br>East Burke, VT           | House & 4 Acres<br>VT RT 114             | Primary Residence                        |
| December | Hilda Brown Guardian for<br>Gordan Carter         | John Talbot<br>Newark, VT                         | 21.1 Acres<br>Carter Road                | \$25,000.00                              |
| December | David Patoine<br>St. Johnsbury, VT                | Kevin & Deborah Towle<br>Lyndonville, VT 05851    | 3 Acres<br>Calendar Brook Road           | \$25,000.00                              |
| December | Noah Herman<br>East Burke, VT                     | Guy Herman<br>East Burke, VT                      | House & 1 Acre<br>Camp Road              | \$104,000.00                             |
| December | Norma Teece<br>East Burke, VT                     | Mark Teece<br>Tuscon AZ                           | Unit 19 Mountain Brook<br>Burke Mountain | \$80,000.00                              |
| December | Robert & Jane Conn<br>East Burke, VT              | Robert Conn<br>East Burke VT                      | House & 15 Acres<br>VT Rt 114            | transfer w/o<br>consideration            |
| December | Robert & Jane Conn<br>East Burke, VT              | Jane Conn<br>East Burke, VT                       | House & 3.9 Acres<br>White School Road   | transfer w/o<br>consideration            |

## BURKE PLANNING COMMISSION 2004 Accomplishments

It was a busy and productive year for the Planning Commission. We dealt with subdivisions, issues impacting Burke's scenic views, and continued the process of revising the Burke Town Plan. Again this year we had significant citizen support and participation and look forward to even greater participation in the future.

**Burke Town Survey:** The results of the town survey distributed in 2003 were tabulated and a report prepared that summarized the answers for each of the survey questions. There were also a considerable number of comments and suggestions from survey respondents that were included with the report. Land Use and Natural Resources were identified as the top two issues out of a list of 21 issues. A copy of the survey results can be obtained at the Town Clerks office or via email at [burke@charterinternet.com](mailto:burke@charterinternet.com).

**The Burke Town Plan:** In 2003 the Planning Commission initiated a project to revise the town plan. In 2004 a draft of a revised town plan was created based upon the existing plan, the results of the Burke Town Survey, additional citizen input, and changes to Vermont statutes. The goal of the Planning Commission for 2005 is to finalize a new town plan for review by the Selectmen and eventually by our Regional Planning Commission. Several meetings will be scheduled throughout the year to obtain additional comments and suggestions from citizens interested in particular sections of the plan. We encourage anyone interested in Burke's future to actively participate in these meetings and welcome anyone who is willing to help with finalizing the revised town plan.

**Subdivisions:** The board approved 6 subdivisions in 2004. No subdivisions were denied.

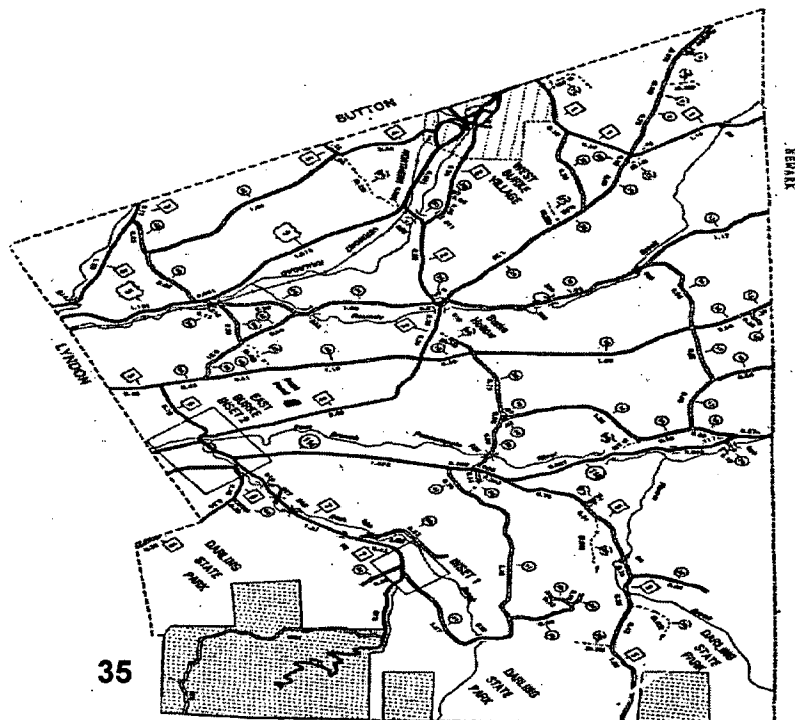
**Viewshed Protection:** In January 2004, there was a public meeting to authorize the Planning Commission and the Selectboard to incorporate a ridgeline protection policy and zoning ordinance into the town plan and zoning regulations. The purpose was to preserve and protect the Town of Burke's undeveloped high land and its time-honored natural horizons as a birthright for future generations. A Natural Horizons Protection ordinance was prepared and presented to the Selectmen, which they adopted as an Interim Zoning Bylaw.


**Planning Commission:** The membership of the Planning Commission remains unchanged from last year. The present members, all volunteers, consists of Al Duey, chairperson, Carlos Bean, vice-chairperson, Darryl Corrow, Merton Leonard, Dean Shatney, Mike Sylce, and Diane French, secretary and board member.

The Planning Commission meets on the second Thursday of each month at 7 PM in the Burke Town Clerk's meeting room. Citizens are encouraged to attend these meetings and participate in Burke's planning initiatives.

*Diane French, Secretary*

Burke Planning Commission





### **A NOTE FROM THE ZONING BOARD OF ADJUSTMENT**

The Zoning Board of Adjustment meets the second Wednesday of the month at 7:00 P.M. at the Town Clerk's Office. The public is encouraged to attend these meeting.

We have 7 members who are volunteers. They are Dave Towers (Chairman), Richie Wray, Tammy Wagner, George Wagner, Roland Martin, Weeza Sanderson and Sara Romero.

We had 74 Building Permits filed this year. That is up from last year. Out of that number we had 20 new homes built. Four mobile homes were placed on lots. There was a permit for a new body shop on the Calendar Brook Road; a permit to change a single family home into a multi-family home, 6 garages, a chicken coop, several additions, a camp, decks, barns, a fence, a daycare and a woodworking shop.

The Cross Country Ski Center is in it's new location on the Pinkham Road.

We are looking for a Zoning Administrator to replace Harold Tardif, Jr., who resigned in December. The duties of a ZA include approving permits, checking on violations, knowing the Zoning By-Laws and enforcing them. If you feel this job may be for you, you can write a letter of interest and submit it to the Town Clerk's Office.

*Linda Hackett-Corey, Secretary*



*Town of Burke  
212 School Street  
West Burke, VT 05871  
Phone - 802-467-3717  
FAX - 802-467-8623  
burke@charterinternet.com*



# Notes



## **2005 APPROPRIATIONS REQUEST**

Because the reports from organizations asking for appropriations cover many pages they have been condensed. There is a short description of what the organization does for the people of Burke and if the information is present the number of people that have received help. There will be a representative from some of the organizations at the informational meeting and the name of the representative has been given. Summaries are in the order of articles asking for money. Every taxpayer who is interested in how their money is spent should take the time to look at the financial statements of those asking for tax dollars. The complete reports are available and certainly would give the taxpayer an indication of the amount of money spent on different aspects of health care, recreation, education, and development in the area. These full reports are at the Town Clerk's Office and are available for your inspection Monday - Friday - 8:00 a.m. - 4:00 p.m.

**ARTICLE 9 - East Burke Fire Department – Request - \$15,000.**

**ARTICLE 10 - West Burke Fire Department – Request - \$15,000.**

**ARTICLES 11 - Lyndon Rescue Squad - Request - \$23,809.00.**

Because the fire departments and Lyndon Rescue depend heavily on the Town for funds the full reports are printed as submitted.

**ARTICLE 12 – Caledonia Home Health Care – Request - \$2,000.00**

To be used in providing health care services and services to individuals and their families regardless of an individual's ability to pay.

This appropriation has been funded in the past from the Darling Trust funds. Because income from this fund was insufficient to cover all the requests, Caledonia Home Health volunteered to get the necessary signatures on a petition to be placed on the ballot.

**ARTICLE 13 - Catamount Arts - Request - \$500.**

This request is the same as last year. Funding will be used to enhance arts education programs and programs that benefit young people. They offer art classes and workshops for adults and children.

**ARTICLE 14 - Cobleigh Public Library – Request - \$700.**

This request is an increase of \$100.00 from last year. It will help continue the library's many programs and services for all area towns. The Cobleigh Public Library in Lyndon is committed to serving individuals and families with free library services. The Library has long served the residents of all towns in the area and does not charge for library cards, use of the library services or attendance at programs.

## **APPROPRIATION REQUEST (Continued)**

### **ARTICLE 15 - East Burke Community Library – Request - \$300.**

This request is the same as last year. Each month the Library has a different "theme" with appropriate materials displayed in support of that theme. This year 136 library cards were issued, 700 people visited the library. Many new books were purchased or donated.

### **ARTICLE 16 – Fairbanks Museum and Planetarium – Request - \$840.**

The request is the same as last year. The amount is based on \$0.60 per resident with all residents receiving unlimited general admission to the museum. The money is used for the care of the historic building, for maintenance and exhibition of the most extraordinary educational collections of northern New England, and for meeting in part the costs of their services and programs for the region and its visitors. The Museum has extended its public hours by 12 hours per week.

According to Museum records, nearly 10,000 area residents take advantage of the free admission that accompanies municipal support each year.

### **ARTICLE 17 – Kingdom Trails Association – Request - \$1,000.00**

This is a new request this year. Kingdom Trails is asking for this appropriation to be able to better provide management and maintenance of their multi-use recreational trail system.

### **ARTICLE 18 - Lyndon Area Senior Action Center, Inc. - Request - \$200.**

The request is the same as last year. This goes toward keeping the center functional for all senior citizens. This facility is available to all.

### **ARTICLE 19 - Northeast Kingdom Learning Services – Northeast Kingdom Adult Education and Literacy Program - Request - \$200.**

The request is the same as last year. They provide on-demand home and learning center services to residents of Burke as well as to almost anyone in Caledonia, Essex, or the tri-county area. They provide instruction for students who wish to obtain their G.E. D. or an Adult diploma, or study for a Commercial Drivers License and in general to study to improve job skills. Town appropriations go toward the purchase of books and other educational materials.

### **ARTICLE 20 - Northeast Kingdom Youth Services - Request - \$750.**

The request is the same as last year. Northeast Kingdom Youth Services (NEKYS) is available to teens and their families twenty-four hours a day every day. NEKYS has provided crisis intervention and outreach programs to families for 24 years. Programs include shelter, Court Diversion of Caledonia and Essex Counties, a Parent Support group, Transitional Living, and Independent Living, as well as Outreach to Schools and communities. NEKYS Staff is committed to helping teens become productive members of the community. NEKYS served 76 people from the Town of Burke.



**APPROPRIATION REQUEST (Continued)**

**ARTICLE 21 – NorthWoods Stewardship Center - Request - \$400.**

This is a decrease of \$400.00 from last year. The Kingdom Corps hires young men and women from the region to explore the world around them and work together to complete high-priority community service projects. In 2004, 1 Burke resident was selected as a crewmember. They worked on Kingdom trails for one week and on the Burke Mountain hiking trails for two weeks. They also worked on several other projects in the Northeast Kingdom.

**ARTICLE 22 – Pilgrim Manor Meal Site and Senior Center - Request - \$500.**

The request is the same as last year. Money will be used to provide extra activities for the seniors in the area. The appropriation was also used to help purchase groceries for the senior meals.

\*\*\*\*There are 14 requests for appropriations for 2005 for a total of \$61,199.00.

Again this year we have requests for the following, which will be paid out of the Darling Trusts with funds available to the Town to be used for this purpose.

|   |               |
|---|---------------|
| Vermont Area Agency on Aging .....                            | \$ 487.50     |
| Vermont Association for the Blind and Visually Impaired ..... | 500.00        |
| Umbrella .....  | <u>750.00</u> |

Total appropriations from the Darling Trusts.....\$1,737.50

The Town of Burke is asked annually to contribute to the Hand-to-Hand program and the Boot Fund. These contributions are also from the Darling Fund. The Total contributed this year was \$1,672.21 for the two funds.

Thirty-Seven (37) Burke children were provided with warm clothes and boots from the Boot fund in 2004. East Burke Church and West Burke Methodist Church also contribute to this fund also which serves five other towns as well as Burke

\*\*\*\*\*NOTE: Please be advised that the Board of Selectmen of the Town of Burke have moved that all articles submitted to them in the future for inclusion on the Town of Burke Town Meeting Warning will need to be submitted in proper form and accompanied by a petition containing signatures of 5% of the LEGAL voters of the Town of Burke.



**A REPORT FROM  
EAST BURKE VOLUNTEER FIRE BRIGADE  
For the year ended December 31, 2004**

**The East Burke Volunteer Fire Brigade responded to 45 calls in 2004.**

**We are asking for an appropriation of \$15,000.00 from the Town of Burke to help cover the operating costs of running the Fire Department in 2004.**

**We have received Grants that have helped us purchase equipment to help insure safety and to fight fires.**

**We have major truck repairs that have to be done and we also need a bathroom in the fire station that we have never had. We are hoping to figure out a way to do this. We already have some help from Burke Town people as well as some from out of town and out of state.**

**We still have some 2004 bills that have not come in yet.**

**Thank you for your help.**

***Brian Greer, Chief***

***Wayne Greer, Assistant Chief***

***East Burke Fire Brigade***



**To report a fire call - 911**



**EAST BURKE VOLUNTEER FIRE BRIGADE**  
**FINANCIAL STATEMENT**



**FOR YEAR ENDED DECEMBER 31, 2004**

**Beginning Checkbook Balance 1/1/04**

**\$ 14,072.54**

**INCOME**

|                             |                        |
|-----------------------------|------------------------|
| Town of Burke Appropriation | <b>\$ 10,000.00</b>    |
| Fund Raisers and donations  | <b>8,784.60</b>        |
| Grants Homeland Security    | <b>32,110.52</b>       |
| Loan—Town of Burke          | <b><u>6,000.00</u></b> |

**Total income for 2004**

**56,895.12**

**\$70,967.66**

**EXPENSES**

|                         |                      |
|-------------------------|----------------------|
| Equipment               | <b>\$ 29,130.52</b>  |
| Fire Gear               | <b>3,220.38</b>      |
| Legal Fees and Licenses | <b>1,194.25</b>      |
| Heat                    | <b>2,237.79</b>      |
| Insurance               | <b>2,845.27</b>      |
| Radios                  | <b>2,980.00</b>      |
| Gas, oil, etc.          | <b>609.36</b>        |
| Electricity             | <b>326.24</b>        |
| Repairs                 | <b>1,365.92</b>      |
| Misc.                   | <b><u>331.25</u></b> |

**Total 2004 Expenses**

**44,240.98**

**Ending Checkbook Balance December 31, 2004**


**\$ 26,726.68**

**2005 Proposed Budget**


|                          |                        |
|--------------------------|------------------------|
| Heat                     | <b>\$ 2,200.00</b>     |
| Insurance                | <b>3,000.00</b>        |
| Fire Gear                | <b>1,500.00</b>        |
| Equipment                | <b>2,000.00</b>        |
| Repairs                  | <b>1,500.00</b>        |
| Radios                   | <b>500.00</b>          |
| Electricity,             | <b>500.00</b>          |
| Gas, oil, etc.           | <b>1,200.00</b>        |
| Supplies                 | <b>400.00</b>          |
| Misc.                    | <b>300.00</b>          |
| Repay Loan—Town of Burke | <b><u>6,000.00</u></b> |

**Total 2005 Proposed**

**\$ 19,100.00**



**\*\*\*\*\* THERE ARE SEVERAL OUTSTANDING BILLS FROM 2004 THAT ARE NOT YET PAID \*\*\*\*\***



**WEST BURKE FIRE DEPARTMENT**  
**For the year ended December 31, 2004**

The WEST BURKE VOLUNTEER FIRE DEPARTMENT is requesting an appropriation of \$15,000.00 for 2005. This is an increase from last year. We did receive Homeland Security grant money allowing us to purchase additional equipment. However, we have not received the FEMA grant we applied for and now will have to replace several sets of fire fighting turnout gear using our own funding. We will be applying for grant money again this year, but cannot count on the availability, therefore we are asking for an increase from last year to maintain safe volunteer fire protection service.

Equipment replacement is our largest continuing expense, mostly due to extreme exposure, damage, and loss while fire fighting. Our tanker truck is in need of major repairs and may have to be replaced in the near future. Also both Pumper Engines need hose replacement due to age.

Our volunteers did some maintenance work at the West Burke Station but more is needed including re-staining the exterior and painting the interior walls of both levels. The upstairs meeting room needs carpet cleaning.

We are always pleased and very thankful for all donations received throughout the year. This helps cover unexpected expenses we seem to incur each year.

The WEST BURKE VOLUNTEER FIRE DEPARTMENT has 13 active volunteer members on call 24 hours, 7 days a week, serving the greater West Burke, Burke Hollow, and surrounding area. Our Department is also available at any time for mutual aid request service from surrounding towns. We are working more closely with mutual aid association with the East Burke Fire Brigade. This has resulted in better responsive practice to have both departments responding to major fires in town. Also, when one department has gone out of Town for mutual aid the other is on standby for Town wide coverage.

During 2004 West Burke responded 41 times to a variety of situations. Also, we participated in fire drills, fire prevention seminars, and education courses.

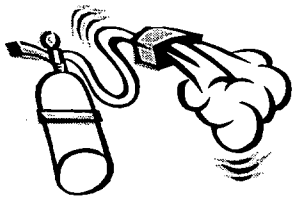
Thank-you for your continued support

*Tom Villeneave.....Chief*

*Wes Emerson.....Ass't Chief*




To report a fire call 911



# FIRE DEPARTMENT

West Burke, VT

Year ended December 31, 2004



## Report and Budget 2004

### Income:

|                                     |               |             |
|-------------------------------------|---------------|-------------|
| Town of Burke 2004 appropriation    | \$12,000.00   |             |
| Grant – Homeland Security Equipment | 24,828.32     |             |
| Total 2004 donations                | <u>420.00</u> |             |
| Total Income                        |               | \$37,248.32 |

### Expenses:

|                                     |              |             |
|-------------------------------------|--------------|-------------|
| Electricity                         | \$ 552.44    |             |
| Heating Fuel Oil                    | 1,040.71     |             |
| Gasoline                            | 654.86       |             |
| Equipment and Fire Gear Replacement | 2,420.90     |             |
| Truck Repairs                       | 580.19       |             |
| Cell Telephone                      | 344.28       |             |
| Training                            | 444.91       |             |
| Replacement Hose Nozzles            | 915.60       |             |
| Building Maintenance                | 1,153.77     |             |
| Homeland Security Equipment         | 24,828.32    |             |
| Supplies                            | <u>83.00</u> |             |
| Total 2004 Operating Expenses       |              | \$33,018.98 |

## 2005 Proposed Budget

|  |               |             |
|--|---------------|-------------|
| Electricity                                    | \$ 700.00     |             |
| Fuel Oil for 2005                              | 1,400.00      |             |
| Gasoline                                       | 750.00        |             |
| Equipment Replacement                          | 2,000.00      |             |
| Cell Telephone                                 | 400.00        |             |
| Truck Repair and Maintenance                   | 2,500.00      |             |
| Training                                       | 600.00        |             |
| Supplies                                       | 300.00        |             |
| Building Maintenance                           | 4,000.00      |             |
| Snow Removal                                   | <u>250.00</u> |             |
| 2005 Proposed Operating Budget                 |               | \$12,900.00 |
| Purchase Turnout Fire Gear or Replacement Hose |               | 3,000.00    |
| Total 2005 Proposed Budget                     |               | \$15,900.00 |

Lyndon Rescue, Inc.  
114 Vail Drive  
P O Box 401  
Lyndonville VT 05851-0401



Office: 802.626.1101  
Crew: 802.626.4337  
FAX: 802.626.8637  
[www.lyndonrescue.org](http://www.lyndonrescue.org)  
*In an emergency, Dial 9-1-1*

To the residents of Burke,

1 December 2004

The Lyndon Rescue Crewmembers wish to thank the town for their continued support of their ambulance service over the past year and respectfully requests \$23,809.00 to bridge the gap between our expenses and insurance revenue. This shortfall is due to mandated write-offs from federal, state and private insurance companies. Had we been *paid* what we *billed*, our request from the towns would approach zero. I am pleased to report that through fiscal restraint, we have stayed within budget for our second year of Advanced Life Support operations; consequently, our request for 2005 is just slightly less than for last year.

During 2004, we responded to almost 850 9-1-1 calls, made 164 inter-facility transfers and 163 calls which did not result in a transport - citizen assist, fire standby, minor motor vehicle crashes, LifeLine, etc. With more patients being cared for at DHMC in Hanover, we expect the number of inter-facility transfers to increase in the next year. Increased fuel prices and the closure of the Center St Bridge have also affected us - especially with no way to pass the increases along to our "customers".

In cooperation with CALEX Ambulance, we will also be starting a subscription program to give our residents a way to control costs. More information will be published on this program soon.

In July, we took delivery of a new ambulance to serve as our primary Trauma vehicle. This purchase was programmed five years ago to replace an existing truck. We also received a Homeland Security grant that allowed us to acquire a response trailer and stock it to support a mass casualty incident. This trailer can serve as a supply point, command post or shelter during operations in inclement weather.

The shortage of certified EMT-Intermediate providers who give Advanced Life Support (ALS) remains a challenge. Unfortunately, ALS training is not available in this District at this time. In November, two Crewmembers started a course presented in Newport. It will be next summer before they are licensed at the ALS level. The EMT-Basic course will be presented at Lyndon State College again in the Spring semester, ensuring a steady supply of new providers to the area. This course is open to both LSC students, who will earn three credits and community members who may take the course at a significantly reduced cost. The course is attractive to Exercise or Natural Science, Nursing and Recreation students, local fire departments and the larger companies in the area. We all will benefit from having more qualified responders on watch in our area. To augment our First Responders, we want to place more Automatic External Defibrillators in the community. Early notification and early defibrillation provide the greatest chances of success in the event of a cardiac event. Please contact me for information about this program. A small group of dedicated volunteers, mostly LSC students, continues to give their time to the community, and we remain focused on being a Training Service committed to offering experience and instruction in Emergency Medicine.

The lack of 9-1-1 numbers on buildings still plagues us. In an emergency, it is critical that your property be correctly identified for *all* emergency services - *if we can't find you, we can't help you!* We can produce your sign for only \$10.00 - very cheap insurance!

If you have questions, wish to tour our base or see the ambulances, receive CPR training, ride as an Observer, please contact me. I thank you for the opportunity to report on *your* Lyndon Rescue and remain,

Semper fidelis,

Stephen M Pitman IV, Director, 1stSgt USMC Ret, NREMT-B

---

A Non-Profit Ambulance Company serving the Northeastern Vermont communities of Burke, East Haven, Granby, Kirby, Lyndon, Newark, Sheffield, Sutton, Victory and Wheelock



*Town of Burke*  
*212 School Street*  
*West Burke, VT 05871*  
*Phone - 802-467-3717*  
*FAX - 802-467-8623*  
*[burke@charterinternet.com](mailto:burke@charterinternet.com)*



# Notes



**TOWN OF BURKE**  
**2004 TREASURERS REPORT**

Cash Balance on Hand January 1, 2004

\$ 353,383.37

**2004 RECEIPTS**

|                                       |                     |
|---------------------------------------|---------------------|
| Property Taxes Collected              | \$ 2,060,821.95     |
| Administrative                        | 84,093.74           |
| General Services                      | 22,826.25           |
| Insurance Refund                      | 76.00               |
| Zoning Board                          | 3,217.00            |
| Planning Board                        | 840.00              |
| Cemetery Town                         | 7,733.94            |
| Cemetery Darling Trust                | 2,484.90            |
| Rubbish                               | 43,817.43           |
| Recycling - Misc                      | 6,149.10            |
| Highway/State of Vermont - Town Roads | 118,072.18          |
| Highway Miscellaneous                 | 4,360.11            |
| Darling Trust Funds Dividends         | <u>14,098.45</u>    |
| Total Revenues                        | \$ 2,368,591.05     |
| <br>Total available Cash              | <br>\$ 2,721,974.42 |

**2004 DISBURSEMENTS**

|                                   |                   |
|-----------------------------------|-------------------|
| Administrative                    | \$ 158,588.55     |
| Town Offices                      | 22,440.02         |
| General Services                  | 53,407.46         |
| Insurance                         | 23,044.24         |
| Zoning Board                      | 3,540.13          |
| Planning Board                    | 5,203.89          |
| 911 Project                       | 1,070.40          |
| Cemetery                          | 13,384.24         |
| Burke Hollow Cemetery & Church    | 4,702.40          |
| Rubbish Removal                   | 56,387.67         |
| Recycle                           | 14,229.67         |
| Highway Garage                    | 2,266.93          |
| General Highway                   | 352,565.09        |
| School Property Taxes             | 1,514,709.43      |
| Appropriations                    | 52,918.82         |
| Darling Fund Appropriations       | 5,609.71          |
| Miscellaneous Expense             | <u>811.60</u>     |
| Total Disbursements               | \$ 2,284,880.25   |
|                                   | <br>\$ 437,094.17 |
| Auditors prior year adjustment    | (4.85)            |
| Added Jacob McNeal Trust in 2004  | <u>3,798.85</u>   |
| Cash Balance at December 31, 2004 | \$ 440,888.17     |



**TOWN OF BURKE**  
**2004 TREASURERS REPORT**

**PROOF OF BALANCE**

|                                 |                     |
|---------------------------------|---------------------|
| Balance on Hand January 1, 2004 | \$ 353,383.37       |
| Auditor's Adjustment            | (4.85)              |
| Jacob McNeal Trust              | 3,798.85            |
| 2004 Receipts                   | <u>2,368,591.05</u> |
|                                 | \$ 2,725,768.42     |

|                                   |                     |
|-----------------------------------|---------------------|
| Less 2004 Disbursements           | <u>2,284,880.25</u> |
| Balance on Hand December 31, 2004 | \$ 440,888.17       |

**BREAKDOWN OF CASH ON HAND**

|                                       |                 |
|---------------------------------------|-----------------|
| Checking Accounts                     | \$ 203,779.51   |
| Money Market @ LSB                    | 5,040.08        |
| Cemetery CD @ PSB                     | 51,359.14       |
| Darling Trust - Vanguard Account      | 11,497.34       |
| Jacob McNeal Trust                    | 3,798.85        |
| Bridge Fund CD @ Community National   | 70,822.63       |
| Reappraisal Fund @ Community National | 37,853.19       |
| Equipment Replacement Fund CD         | 47,422.62       |
| Rubbish Truck Replacement Fund CD     | 6,843.67        |
| Due From East Burke Fire Brigade      | 6,000.00        |
| Park Fund CD                          | <u>6,138.68</u> |
|                                       | \$ 450,555.71   |

**Less Liabilities**

|                                     |                |
|-------------------------------------|----------------|
| Due to Taxpayer - Tax Sale Proceeds | (3,416.47)     |
| Loan-East Burke Fire Brigade        | (6,000.00)     |
| Unifirst Uniform Adjustment         | (4.94)         |
| Payroll Liabilities                 | (177.36)       |
| Accounts Payable                    | <u>(68.77)</u> |
| Cash Balance at December 31, 2004   | \$ 440,888.17  |

# TOWN OF BURKE 2004 BUDGET COMPARISON AND 2005 PROPOSED BUDGET

| Account Description                    | 2005 Proposed<br>Budget | 2004 Actual<br>Voted Budget | 2004 Actual<br>Income/Spent | Variance             |
|--|-------------------------|-----------------------------|-----------------------------|----------------------|
| <b>REVENUES</b>                        |                         |                             |                             |                      |
| <b>ADMINISTRATION INCOME</b>           |                         |                             |                             |                      |
| Clerk Fees                             | \$20,000.00             | \$15,000.00                 | \$30,108.28                 | \$(15,108.28)        |
| Liquor Licenses                        | 1,000.00                | 1,250.00                    | 830.00                      | 420.00               |
| School Treasurer                       | 25,000.00               | 20,000.00                   | 20,000.00                   | .                    |
| Interest On Checking Accounts          | 5,000.00                | 5,000.00                    | 10,048.64                   | (5,048.64)           |
| Marriage Licenses                      | .                       | .                           | 368.00                      | (368.00)             |
| Income To Listing                      | 1,000.00                | 1,000.00                    | 1,283.6                     | (283.61)             |
| Reappraisal Income                     | .                       | .                           | 8,383.24                    | (8,383.24)           |
| Interest From Del. Taxes               | .                       | .                           | 4,314.21                    | (4,314.21)           |
| Penalty on Del Tax                     | .                       | .                           | 7,992.56                    | 7,992.56)            |
| Miscellaneous Income                   | .                       | .                           | 765.20                      | ( 765.20)            |
| <b>Total Administration Income</b>     | <b>\$52,000.00</b>      | <b>\$42,250.00</b>          | <b>\$84,093.74</b>          | <b>\$(41,843.74)</b> |
| <b>GENERAL SERVICES INCOME</b>         |                         |                             |                             |                      |
| Traffic Fines                          | \$ .                    | \$ .                        | \$ 1,102.00                 | \$ (1,102.00)        |
| Dog Licenses                           | .                       | .                           | 2,422.00                    | (2,422.00)           |
| Dog Fines                              | .                       | .                           | 807.00                      | (807.00)             |
| Pilot-State of Vermont                 | 1,800.00                | 2,000.00                    | 1,971.00                    | 29.00                |
| Current Use Program/State              | 6,500.00                | 5,000.00                    | 7,658.00                    | (2,658.00)           |
| Darling Forest-State Land              | 8,000.00                | 5,500.00                    | 8,432.03                    | (2,932.03)           |
| Darling Park Income                    | .                       | .                           | 434.22                      | (434.22)             |
| <b>Total General Services Income</b>   | <b>\$16,300.00</b>      | <b>\$12,500.00</b>          | <b>\$22,826.25</b>          | <b>\$(10,326.25)</b> |
| <b>INSURANCE INCOME</b>                |                         |                             |                             |                      |
| Refunds                                | \$ .                    | \$ .                        | \$ 76.00                    | \$ (76.00)           |
| <b>ZONING INCOME</b>                   |                         |                             |                             |                      |
| Building Permits                       | \$ 2,000.00             | \$ 2,000.00                 | \$ 2,909.00                 | \$ (909.00)          |
| Advertising Inc-Zoning                 | .                       | .                           | 308.00                      | (308.00)             |
| <b>Total Zoning Income</b>             | <b>\$ 2,000.00</b>      | <b>\$ 2,000.00</b>          | <b>\$ 3,217.00</b>          | <b>\$ (1,217.00)</b> |
| <b>PLANNING INCOME</b>                 |                         |                             |                             |                      |
| Subdivision Permits                    | \$ 400.00               | \$ 500.00                   | \$ 560.00                   | \$ (60.00)           |
| Advertising Inc-Planning               | .                       | .                           | 280.00                      | (280.00)             |
| <b>Total Planning Income</b>           | <b>\$ 400.00</b>        | <b>\$ 500.00</b>            | <b>\$ 840.00</b>            | <b>\$ (340.00)</b>   |
| <b>CEMETERY INCOME</b>                 |                         |                             |                             |                      |
| Misc. Cemetery Income                  | \$ 3,500.00             | \$ 3,500.00                 | \$ 5,935.03                 | \$ (2,435.03)        |
| McNeal Trust Fund                      | .                       | .                           | 98.91                       | (98.91)              |
| Sale Of Lots                           | .                       | .                           | 1,700.00                    | (1,700.00)           |
| <b>Total Cemetery Income</b>           | <b>\$ 3,500.00</b>      | <b>\$ 3,500.00</b>          | <b>\$ 7,733.94</b>          | <b>\$ (4,233.94)</b> |
| BH Cemetery Income                     | \$ .                    | \$ .                        | \$ 2,484.90                 | \$ (2,484.90)        |
| <b>Total Darling Trust BH Cemetery</b> | <b>\$ .</b>             | <b>\$ .</b>                 | <b>\$ 2,484.90</b>          | <b>\$ (2,484.90)</b> |

# TOWN OF BURKE 2004 BUDGET COMPARISON AND 2005 PROPOSED BUDGET

| Account Description          | 2005 Proposed<br>Budget | 2004 Actual<br>Voted Budget | 2004 Actual<br>Income/Spent | Variance           |
|------------------------------|-------------------------|-----------------------------|-----------------------------|--------------------|
| <b>RUBBISH INCOME</b>        |                         |                             |                             |                    |
| Bags & Stickers              | \$ 35,000.00            | \$ 28,000.00                | \$ 43,670.26                | \$ (15,670.26)     |
| Interest Rubbish Truck       | .                       | .                           | 147.17                      | (147.17)           |
| Income to Hazardous Days     | <u>.</u>                | <u>.</u>                    | <u>.</u>                    | <u>.</u>           |
| Total Rubbish Income         | \$ 35,000.00            | \$ 28,000.00                | \$ 43,817.43                | \$ (15,817.43)     |
| <b>RECYCLING INCOME</b>      |                         |                             |                             |                    |
| Income To Recycling          | \$ 2,000.00             | \$ 2,000.00                 | \$ 6,149.10                 | \$ (4,149.10)      |
| Total Recycling Income       | \$ 2,000.00             | \$ 2,000.00                 | \$ 6,149.10                 | \$ (4,149.10)      |
| <b>HIGHWAY INCOME</b>        |                         |                             |                             |                    |
| Equipment Fund Income        | \$ .                    | \$ .                        | \$ 976.69                   | \$ (976.69)        |
| Road Permits                 | .                       | .                           | 205.00                      | (205.00)           |
| Income To Highway            | .                       | .                           | 1,698.51                    | (1,698.51)         |
| Highway/State Of VT          | 110,000.00              | 110,000.00                  | 118,072.18                  | (8,072.18)         |
| Int Income on Bridge Fund    | <u>.</u>                | <u>.</u>                    | <u>1,479.91</u>             | <u>(1,479.91)</u>  |
| Total Highway Income         | \$110,000.00            | \$110,000.00                | \$122,432.29                | \$ (12,432.29)     |
| <b>DARLING FUND ACCOUNT</b>  |                         |                             |                             |                    |
| Vanguard Income              | \$ .                    | \$ .                        | \$ 1,692.59                 | \$ (1,692.59)      |
| Darling Trust Income         | <u>.</u>                | <u>.</u>                    | <u>12,405.86</u>            | <u>(12,405.86)</u> |
| Total Darling Fund Accounts  | \$ .                    | \$ .                        | \$ 14,098.45                | \$ (14,098.45)     |
| Total Miscellaneous Revenues | \$221,200.00            | \$200,750.00                | \$307,769.10                | \$ (107,019.10)    |

# TOWN OF BURKE 2004 BUDGET COMPARISON AND 2005 PROPOSED BUDGET

| Account Description | 2005 Proposed<br>Budget | 2004 Actual<br>Voted Budget | 2004 Actual<br>Income/Spent | Variance |
|---------------------|-------------------------|-----------------------------|-----------------------------|----------|
|---------------------|-------------------------|-----------------------------|-----------------------------|----------|

## BUDGETED EXPENDITURES

### ADMINISTRATIVE

|                                |                     |                     |                     |                       |
|--------------------------------|---------------------|---------------------|---------------------|-----------------------|
| Clerk & Assistants             | \$ 84,252.00        | \$ 80,300.00        | \$ 80,242.70        | \$ 57.30              |
| Selectmen                      | 900.00              | 900.00              | 900.00              | -                     |
| Listers                        | 25,000.00           | 24,000.00           | 19,113.58           | 4,886.42              |
| Auditors                       | 1,000.00            | 1,000.00            | 895.76              | 104.24                |
| Election Assistants            | 100.00              | 300.00              | 193.00              | 107.00                |
| Election Assistants Tax Exempt | 60.00               | 60.00               | 60.00               | -                     |
| FICA-MEDI Expense              | 8,450.00            | 8,085.00            | 7,441.20            | 643.80                |
| Health/Dental Insurance        | 26,615.00           | -                   | 21,243.48           | (21,243.48)           |
| General Office Expense         | 17,000.00           | 17,000.00           | 17,371.83           | (371.83)              |
| Postage                        | 4,200.00            | 4,200.00            | 3,466.38            | 733.62                |
| Advertising                    | 1,500.00            | 1,500.00            | 1,400.40            | 99.60                 |
| Computer Upgrades              | 2,000.00            | 2,000.00            | 1,762.60            | 237.40                |
| Land Records/Restoration       | 2,000.00            | 2,000.00            | 2,957.62            | (957.62)              |
| New Office Equipment           | 1,500.00            | 1,500.00            | 1,540.00            | (40.00)               |
| <b>Total Administration</b>    | <b>\$174,577.00</b> | <b>\$142,845.00</b> | <b>\$158,588.55</b> | <b>\$ (15,743.55)</b> |
| Receipts to Administration     | 52,000.00           | 42,250.00           | 84,093.74           | (41,843.74)           |
| <b>Tax Expense</b>             | <b>\$122,577.00</b> | <b>\$100,595.00</b> | <b>\$ 74,494.81</b> | <b>\$ 26,100.19</b>   |

### TOWN OFFICES

|                           |                     |                     |                     |                      |
|---------------------------|---------------------|---------------------|---------------------|----------------------|
| Janitor Wages             | \$ 920.00           | \$ 900.00           | \$ 874.60           | \$ 25.40             |
| Fica-Medi                 | 75.00               | 70.00               | 59.72               | 10.28                |
| Electricity/Town Office   | 2,200.00            | 2,200.00            | 2,195.01            | 4.99                 |
| Telephone                 | 2,500.00            | 2,500.00            | 2,872.37            | (372.37)             |
| Fuel/Town Office          | 2,000.00            | 3,200.00            | 1,376.14            | 1,823.86             |
| Maintenance-Town Offices  | 2,000.00            | 2,000.00            | 4,372.18            | (2,372.18)           |
| Renovations -Town Offices | 5,000.00            | 7,000.00            | 10,690.00           | (3,690.00)           |
| <b>Total Town Office</b>  | <b>\$ 14,695.00</b> | <b>\$ 17,870.00</b> | <b>\$ 22,440.02</b> | <b>\$ (4,570.02)</b> |

### GENERAL SERVICES

|                          |           |           |           |             |
|--------------------------|-----------|-----------|-----------|-------------|
| Animal Control Wages     | \$ 350.00 | \$ 200.00 | \$ 351.00 | \$ (151.00) |
| Constable Wages          | 4,000.00  | 3,500.00  | 5,162.00  | (1,662.00)  |
| Health Officer Wages     | 100.00    | -         | 81.00     | (81.00)     |
| Darling Park Wages       | 1,000.00  | 1,000.00  | 1,100.00  | (100.00)    |
| Fica-Medi                | 500.00    | 360.00    | 512.13    | (152.13)    |
| Darling Park Electricity | 150.00    | 150.00    | 124.99    | 25.01       |
| Darling Park Op/Mnt      | 1,000.00  | 1,000.00  | 2,072.06  | (1,072.06)  |
| Darling Park Supplies    | 300.00    | 300.00    | 1,035.21  | (735.21)    |
| W. Burke Village Park    | 550.00    | -         | 535.00    | (535.00)    |
| Ball Park at Town School | 550.00    | -         | 535.00    | (535.00)    |
| VT State Police          | 10,000.00 | 8,500.00  | 9,837.68  | (1,337.68)  |
| Security                 | 5,000.00  | 4,500.00  | 6,764.29  | (2,264.29)  |
| Dues/Fees                | 2,600.00  | 1,411.00  | 1,906.00  | (495.00)    |
| Legal Fees               | 1,000.00  | 2,000.00  | 850.00    | 150.00      |
| Dog Pound & Supplies     | 1,000.00  | 1,000.00  | 1,051.00  | (51.00)     |

# TOWN OF BURKE 2004 BUDGET COMPARISON AND 2005 PROPOSED BUDGET

| Account Description                | 2005 Proposed<br>Budget | 2004 Actual<br>Voted Budget | 2004 Actual<br>Income/Spent | Variance      |
|------------------------------------|-------------------------|-----------------------------|-----------------------------|---------------|
| <b>GENERAL SERVICES Continued)</b> |                         |                             |                             |               |
| St of VT-Dog License Fee           | \$ .                    | \$ .                        | \$ 443.00                   | \$ (443.00)   |
| St of VT-Marriage Lic Fee          | .                       | .                           | 270.00                      | (270.00)      |
| Interest/Line Of Credit            | 5,000.00                | 3,000.00                    | 5,018.24                    | (2,018.24)    |
| Fire Dept. Dispatch                | 4,288.00                | 3,975.00                    | 3,975.00                    | .             |
| Caledonia County Tax               | 19,783.00               | 12,109.25                   | 11,783.86                   | 325.39        |
| Total General Services             | \$57,171.00             | \$ 43,005.25                | \$53,407.46                 | \$(10,402.21) |
| Receipts to General Services       | 16,300.00               | 12,500.00                   | 22,826.25                   | (10,326.25)   |
| Tax Expense                        | \$40,871.00             | \$ 30,505.25                | \$30,581.21                 | \$ (75.96)    |
| <b>INSURANCE</b>                   |                         |                             |                             |               |
| FICA - Social Security             | \$ .                    | \$ .                        | \$ (19.46)                  | \$ 19.46      |
| Health/Dental Insurance            | .                       | 49,000.00                   | .                           | 49,000.00     |
| Workman's Compensation             | 9,483.00                | 9,479.00                    | 10,112.70                   | (633.70)      |
| PACIF (Bldgs & Autos)              | 7,416.00                | 7,395.00                    | 7,141.00                    | 254.00        |
| Professional Liability             | 1,534.00                | 1,518.00                    | 1,518.00                    | .             |
| Unemployment Insurance             | 2,822.00                | 2,110.00                    | 2,107.00                    | 3.00          |
| Public Official Bond               | 150.00                  | 150.00                      | 126.00                      | 24.00         |
| Employment Practices               | 724.00                  | 682.00                      | 682.00                      | .             |
| Fire Dept. Workers Comp Ins.       | 1,590.00                | 1,377.00                    | 1,377.00                    | .             |
| Total Insurance                    | \$23,719.00             | \$ 71,711.00                | \$23,044.24                 | \$48,666.76   |
| Refunds to Ins overpayments        | .                       | .                           | 76.00                       | (76.00)       |
|                                    | \$23,719.00             | \$ 71,711.00                | \$22,968.24                 | \$48,742.76   |
| <b>ZONING BOARD OF ADJUSTMENT</b>  |                         |                             |                             |               |
| Zoning Secretary Wages             | \$ 1,050.00             | \$ 1,050.00                 | \$ 1,005.68                 | \$ 44.32      |
| Zoning Administrator Wages         | 1,500.00                | 1,500.00                    | 1,840.00                    | (340.00)      |
| Fica-Medi                          | 225.00                  | 225.00                      | 204.85                      | 20.15         |
| Office Expense-Zoning Board        | 500.00                  | 500.00                      | 489.60                      | 10.40         |
| Total Zoning Board of Adjustments  | \$ 3,275.00             | \$ 3,275.00                 | \$ 3,540.13                 | \$ (265.13)   |
| Receipts to Zoning                 | 2,000.00                | 2,000.00                    | 3,217.00                    | (1,217.00)    |
| Tax Expense                        | \$ 1,275.00             | \$ 1,275.00                 | \$ 323.13                   | \$ 951.87     |
| <b>PLANNING COMMISSION</b>         |                         |                             |                             |               |
| Planning Secretary Wages           | \$ 1,000.00             | \$ 1,100.00                 | \$ 874.00                   | \$ 226.00     |
| Planning Grant Wages               | .                       | .                           | 420.00                      | (420.00)      |
| Fica-Medi                          | 85.00                   | 85.00                       | 94.73                       | (9.73)        |
| Office Expense - Planning          | 500.00                  | 500.00                      | 429.00                      | 71.00         |
| Town Plan Grant Expense            | .                       | 500.00                      | 3,386.16                    | (2,886.16)    |
| Total Planning Commission          | \$ 1,585.00             | \$ 2,185.00                 | \$ 5,203.89                 | \$ (3,018.89) |
| Receipts to Planning               | 400.00                  | 500.00                      | 840.00                      | (340.00)      |
| Tax Expense                        | \$ 1,185.00             | \$ 1,685.00                 | \$ 4,363.89                 | \$ (2,678.89) |
| <b>911 PROJECT</b>                 |                         |                             |                             |               |
| 911 Wages                          | \$ 1,050.00             | \$ 1,000.00                 | \$ 1,003.64                 | \$ (3.64)     |
| Fica-Medi                          | 80.00                   | 78.00                       | 66.76                       | 11.24         |
| 911 Operating Supplies             | .                       | 500.00                      | .                           | 500.00        |
| Total 911 Project                  | \$ 1,130.00             | \$ 1,578.00                 | \$ 1,070.40                 | \$ 507.60     |

# TOWN OF BURKE 2004 BUDGET COMPARISON AND 2005 PROPOSED BUDGET

| Account Description                   | 2005 Proposed<br>Budget | 2004 Actual<br>Voted Budget | 2004 Actual<br>Income/Spent | Variance             |
|---------------------------------------|-------------------------|-----------------------------|-----------------------------|----------------------|
| <b>CEMETERY</b>                       |                         |                             |                             |                      |
| Cemetery Sexton Wages                 | \$ 9,300.00             | \$ 9,300.00                 | \$ 9,115.31                 | \$ 184.69            |
| FICA-MEDI Expense                     | 700.00                  | 712.00                      | 697.37                      | 14.63                |
| Equipment-Oper/Maint.                 | 500.00                  | 500.00                      | 468.64                      | 31.36                |
| Repairs to Grounds                    | 500.00                  | 500.00                      | 1,336.02                    | (836.02)             |
| Operating Supplies                    | 500.00                  | 500.00                      | .                           | 500.00               |
| Miscellaneous Expense                 | .                       | .                           | 166.90                      | (166.90)             |
| New Equipment                         | .                       | 1,600.00                    | 1,600.00                    | .                    |
| Total Cemetery                        | <u>\$ 11,500.00</u>     | <u>\$ 13,112.00</u>         | <u>\$ 13,384.24</u>         | <u>\$ (272.24)</u>   |
| Receipts to Cemetery                  | <u>3,500.00</u>         | <u>3,500.00</u>             | <u>7,733.94</u>             | <u>(4,233.94)</u>    |
| Tax Expense                           | <u>\$ 8,000.00</u>      | <u>\$ 9,612.00</u>          | <u>\$ 5,650.30</u>          | <u>\$ 3,961.70</u>   |
| <b>Darling Trust Cemetery Account</b> |                         |                             |                             |                      |
| BH Church Wages                       | \$ 1,300.00             | \$ 1,300.00                 | \$ 1,277.75                 | \$ 22.25             |
| FICA-MEDI Expense                     | 100.00                  | 99.50                       | 97.63                       | 1.87                 |
| Electricity-Church                    | 100.00                  | 90.00                       | 88.00                       | 2.00                 |
| Building Insurance                    | 250.00                  | 260.00                      | 254.00                      | 6.00                 |
| Oper/Maint Equipment                  | 300.00                  | 293.00                      | 96.23                       | 196.77               |
| Repairs to Grounds                    | 250.00                  | 250.00                      | .                           | 250.00               |
| Outside Contractors                   | 10,000.00               | .                           | 2,758.54                    | (2,758.54)           |
| Operating Supplies                    | 125.00                  | 125.00                      | 90.25                       | 34.75                |
| Misc. Expenses                        | .                       | .                           | 40.00                       | (40.00)              |
| Total Burke Hollow Church Expenses    | <u>\$12,425.00</u>      | <u>\$ 2,417.50</u>          | <u>\$ 4,702.40</u>          | <u>\$ (2,284.90)</u> |
| Receipts to Burke Hollow Church       | <u>.</u>                | <u>.</u>                    | <u>2,484.90</u>             | <u>(2,484.90)</u>    |
| Tax Expense                           | <u>\$12,425.00</u>      | <u>\$ 2,417.50</u>          | <u>\$ 2,217.50</u>          | <u>\$ 200.00</u>     |
| <b>RECYCLING/RUBBISH</b>              |                         |                             |                             |                      |
| <b>RUBBISH REMOVAL</b>                |                         |                             |                             |                      |
| Driver/Asst Wages                     | \$13,000.00             | \$13,000.00                 | \$11,664.62                 | \$ 1,335.38          |
| Fica-Medi                             | 995.00                  | 995.00                      | 892.42                      | 102.58               |
| Tipping Fees                          | 30,000.00               | 30,000.00                   | 30,333.76                   | (333.76)             |
| Outside Maint/Repairs                 | 1,500.00                | 1,500.00                    | 4,003.26                    | (2,503.26)           |
| Truck Replacement Fund                | 5,000.00                | 5,000.00                    | .                           | 5,000.00             |
| Operation/maintenance                 | 5,000.00                | 5,000.00                    | 1,595.42                    | 3,404.58             |
| Rubbish Supplies                      | 500.00                  | 500.00                      | 2,122.00                    | (1,622.00)           |
| Fuel - Rubbish Truck                  | 2,200.00                | 2,200.00                    | 2,200.00                    | .                    |
| Hazardous Waste Days                  | 4,000.00                | 4,000.00                    | 3,576.19                    | 423.81               |
| Total Rubbish Removal                 | <u>\$62,195.00</u>      | <u>\$62,195.00</u>          | <u>\$56,387.67</u>          | <u>\$ 5,807.33</u>   |
| Receipts to Rubbish Removal           | <u>35,000.00</u>        | <u>28,000.00</u>            | <u>43,817.43</u>            | <u>(15,817.43)</u>   |
| Tax Expense                           | <u>\$27,195.00</u>      | <u>\$34,195.00</u>          | <u>\$12,570.24</u>          | <u>\$ 21,624.76</u>  |

# TOWN OF BURKE 2004 BUDGET COMPARISON AND 2005 PROPOSED BUDGET

| Account Description           | 2005 Proposed<br>Budget | 2004 Actual<br>Voted Budget | 2004 Actual<br>Income/Spent | Variance    |
|-------------------------------|-------------------------|-----------------------------|-----------------------------|-------------|
| <b>RECYCLING</b>              |                         |                             |                             |             |
| Recycling Wages               | \$ 9,200.00             | \$ 9,200.00                 | \$ 8,576.64                 | \$ 623.36   |
| Fica-Medi                     | 704.00                  | 704.00                      | 649.44                      | 54.56       |
| Recycling-Dues & Fees         | 500.00                  | 800.00                      | 100.00                      | 700.00      |
| Electricity                   | 800.00                  | 800.00                      | 852.31                      | (52.31)     |
| Recycling-Outside Maint/Reprs | 2,000.00                | .                           | 172.47                      | (172.47)    |
| Recycling-Supplies            | 1,000.00                | 1,000.00                    | 733.58                      | 266.42      |
| Recycling-Oper/Maint.         | 1,000.00                | 1,000.00                    | 2,495.23                    | (1,495.23)  |
| Recycling Hauling             | 1,000.00                | 1,000.00                    | 650.00                      | 350.00      |
| Total Recycling               | \$ 16,204.00            | \$ 14,504.00                | \$ 14,229.67                | \$ 274.33   |
| Receipts to Recycling         | 2,000.00                | 2,000.00                    | 6,149.10                    | (4,149.10)  |
| Tax Expense                   | \$ 14,204.00            | \$ 12,504.00                | \$ 8,080.57                 | \$ 4,423.43 |
| <b>HIGHWAY</b>                |                         |                             |                             |             |
| <b>TOWN GARAGE</b>            |                         |                             |                             |             |
| Electricity/Town Garage       | \$ 1,500.00             | \$ 1,500.00                 | \$ 1,565.39                 | \$ (65.39)  |
| Telephone/Town Garage         | 600.00                  | 600.00                      | 701.54                      | (101.54)    |
| Supplies & Repairs            | 500.00                  | 500.00                      | .                           | 500.00      |
| Total Town Garage             | \$ 2,600.00             | \$ 2,600.00                 | \$ 2,266.93                 | \$ 333.07   |
| <b>GENERAL HIGHWAY</b>        |                         |                             |                             |             |
| Highway Wages                 | \$ 86,500.00            | \$ 77,750.00                | \$ 74,317.93                | \$ 3,432.07 |
| Highway OT Wages              | 15,000.00               | 15,500.00                   | 12,263.01                   | 3,236.99    |
| Highway Benefit Wages         | 10,706.00               | 9,166.00                    | 8,859.10                    | 306.90      |
| Fica-Medi                     | 7,850.00                | 7,850.00                    | 7,293.99                    | 556.01      |
| Health/Dental Insurance       | 31,565.00               | .                           | 28,598.59                   | (28,598.59) |
| Uniforms Expense              | 2,800.00                | 2,000.00                    | 2,717.98                    | (717.98)    |
| Mileage Reimbursement         | 1,000.00                | 1,000.00                    | 1,174.53                    | (174.53)    |
| Outside Maint/Repairs         | 10,000.00               | 15,000.00                   | 6,990.50                    | 8,009.50    |
| Outside Contractors           | 9,000.00                | 5,000.00                    | 7,832.28                    | (2,832.28)  |
| Operations & Maintenance      | 15,000.00               | 11,500.00                   | 17,468.51                   | (5,968.51)  |
| Maintenance Supplies          | 8,500.00                | 12,500.00                   | 6,740.21                    | 5,759.79    |
| Fuel - Town Trucks            | 15,000.00               | 12,000.00                   | 15,544.53                   | (3,544.53)  |
| Machinery Replacement         | .                       | .                           | 4,972.56                    | (4,972.56)  |
| Equipment Replacement Fund    | 25,000.00               | 25,000.00                   | .                           | 25,000.00   |
| Total General Highway         | \$237,921.00            | \$194,266.00                | \$194,773.72                | \$ (507.72) |
| <b>CLASS 2 ROADS</b>          |                         |                             |                             |             |
| Retreatment/Class II          | \$ 50,000.00            | \$ 50,000.00                | \$ 50,011.65                | \$ (11.65)  |
| Bridge Repairs                | 15,000.00               | 15,000.00                   | 19,280.03                   | (4,280.03)  |
| Winter Road Salt              | 35,000.00               | 35,000.00                   | 28,463.85                   | 6,536.15    |
| Total Class 2 Roads           | \$100,000.00            | \$100,000.00                | \$ 97,755.53                | \$ 2,244.47 |

# TOWN OF BURKE 2004 BUDGET COMPARISON AND 2005 PROPOSED BUDGET

| Account Description                 | 2005 Proposed<br>Budget | 2004 Actual<br>Voted Budget | 2004 Actual<br>Income/Spent | Variance            |
|-------------------------------------|-------------------------|-----------------------------|-----------------------------|---------------------|
| <b>CLASS 3 ROADS</b>                |                         |                             |                             |                     |
| Calcium/Road Salt                   | \$15,000.00             | \$ 15,000.00                | \$ 13,298.98                | \$ 1,701.02         |
| Winter Sand                         | 17,000.00               | 17,000.00                   | 13,644.50                   | 3,355.50            |
| Gravel Resurface/Class 3            | 35,000.00               | 35,000.00                   | 32,439.38                   | 2,560.62            |
| Culverts                            |                         |                             | 652.98                      | (652.98)            |
| <b>Total Class 3 Roads</b>          | <b>\$ 67,000.00</b>     | <b>\$ 67,000.00</b>         | <b>\$ 60,035.84</b>         | <b>\$ 6,964.16</b>  |
| <b>Total Highway Department</b>     | <b>\$407,521.00</b>     | <b>\$363,866.00</b>         | <b>\$ 354,832.02</b>        | <b>\$ 9,033.98</b>  |
| Receipts to Highway                 | 110,000.00              | 110,000.00                  | 122,432.29                  | 12,432.29           |
| Tax Expense                         | \$297,521.00            | \$253,866.00                | \$ 232,399.73               | \$ (3,398.31)       |
| <b>Total Budgeted Expenses</b>      | <b>\$785,997.00</b>     | <b>\$738,563.75</b>         | <b>\$ 710,830.69</b>        | <b>\$ 7,733.06</b>  |
| <b>Total Miscellaneous Revenues</b> | <b>221,200.00</b>       | <b>200,750.00</b>           | <b>307,769.10</b>           | <b>(107,019.10)</b> |
| <b>Tax Expense</b>                  | <b>\$564,797.00</b>     | <b>\$537,813.75</b>         | <b>\$ 403,061.59</b>        | <b>\$134,752.16</b> |

## NON-BUDGETED EXPENDITURES

### MISCELLANEOUS

|  |             |             |                       |
|--|-------------|-------------|-----------------------|
| Appropriations                             | \$ .        | \$ .        | \$ 52,918.82          |
| Darling Trust Expenses                     | .           | .           | 5,609.71              |
| School Property Taxes                      | .           | .           | 1,514,709.43          |
| Miscellaneous Expense                      | .           | .           | 811.60                |
| <b>Total Miscellaneous</b>                 | <b>\$ -</b> | <b>\$ .</b> | <b>\$1,574,049.56</b> |
| Income from Darling Trust                  |             |             | 14,098.45             |
|  |             |             | <b>\$1,559,951.11</b> |
| <b>Total Misc &amp; Budgeted Expenses</b>  | <b>\$ .</b> | <b>\$ .</b> | <b>\$2,284,880.25</b> |
| Town Property Tax Revenues                 | .           | .           | (546,112.52)          |
| School Property Tax Revenues               | .           | .           | (1,514,709.43)        |
| <b>Total Budgeted Receipts</b>             | <b>.</b>    | <b>.</b>    | <b>(307,769.10)</b>   |
|  | <b>\$ .</b> | <b>\$ .</b> | <b>\$ (83,710.80)</b> |
| <br>To be transfered to the Equipment Fund |             |             | <br>\$ 25,000.00      |
| To be transfered to the Bridge Fund        |             |             | .                     |
| To be transfered to the Rubbish Truck Fund |             |             | 5,000.00              |
| To be transfered to the Reappraisal Fund   |             |             | 8,383.24              |
|  |             |             | <b>\$ 38,383.24</b>   |
| <br>Surplus 12/31/2004                     |             |             | <br>\$ (45,327.56)    |



**TOWN OF BURKE  
STATEMENT OF TAXES RAISED  
DECEMBER 31, 2004**

**GRANDLIST - 2004**

|                             |               |
|-----------------------------|---------------|
| Municipal                   | \$ 967,806.12 |
| Education - Non Residential | \$ 475,824.32 |
| Education - Residential     | \$ 490,076.55 |

**TAXES RAISED**

|                            | Grandlist  |   | Rate   | Amount Raised         |
|----------------------------|------------|---|--------|-----------------------|
| Town - General             | 967,806.12 | x | 0.2500 | \$ 241,951.53         |
| Highway                    | 967,806.12 | x | 0.2700 | 261,307.65            |
| Appropriations             | 967,806.12 | x | 0.0600 | 58,068.37             |
| Non-Residential Education  | 475,824.32 | x | 1.7574 | 836,213.66            |
| Residential Education      | 490,076.55 | x | 1.3853 | 678,903.04            |
|                            |            |   |        | <u>\$2,076,444.25</u> |
| Late HS-131 Filing Penalty |            |   |        | 170.60                |
|                            |            |   |        | <u>\$2,076,614.85</u> |

|                                  |                        |
|----------------------------------|------------------------|
| 2004 Taxes Collected             | \$2,012,773.34         |
| Delinquent Taxes to be Collected | <u>63,841.46</u>       |
|                                  | <u>\$ 2,076,614.80</u> |

|          |                       |
|----------|-----------------------|
| Rounding | 0.05                  |
|          | <u>\$2,076,614.85</u> |

**TOWNN OF BURKE  
2005 ANTICIPATED TAX RATE**

|                              |                      |
|------------------------------|----------------------|
| 2005 Town Budget as Proposed | \$ 785,997.00        |
|                              | <u>\$ 785,997.00</u> |

|                                  |                  |
|----------------------------------|------------------|
| 2005 Anticipated Receipts        | \$ 221,200.00    |
| Delinquent Taxes to Be Collected | <u>64,047.51</u> |

|                            |               |
|----------------------------|---------------|
| Total Anticipated Revenues | \$ 285,247.51 |
|----------------------------|---------------|

|                                       |                  |
|---------------------------------------|------------------|
| Estimate amount to be raised by taxes | \$ 500,749.49    |
| Appropriation Requests                | <u>61,199.00</u> |

|                             |               |
|-----------------------------|---------------|
| Total estimated tax expense | \$ 561,948.49 |
|-----------------------------|---------------|

|   |               |
|---|---------------|
| Divide estimated expense by last published<br>Grand List of 4/1/2004 (Municipal Only) | \$ 967,806.12 |
|---|---------------|

|                         |                 |
|-------------------------|-----------------|
| Results                 | 0.580642        |
| Estimated Tax Rate 2005 | <u>0.590000</u> |

**Breakdown of 2005 Estimated Tax Rate**

|  |             |                   |
|--|-------------|-------------------|
| Highway (\$407,521. - \$110,000=\$297,521.)            | \$ 0.31     | \$0.307418        |
| General Fund (\$378,467 - \$175,247.51 \$= \$203,219.) | 0.21        | \$0.209970        |
| Appropriations (\$61,199.)                             | <u>0.07</u> | <u>\$0.062710</u> |
| Anticipated Town Tax Rate                              | \$ 0.59     | \$0.580098        |

|                            | Residential    | Non-Residential    |
|----------------------------|----------------|--------------------|
| Total Town Tax Rate 2005   | \$ 0.59000     | \$0.5900000        |
| Total School Tax Rate 2005 | <u>1.66100</u> | <u>\$1.9360000</u> |
|                            | \$ 2.25100     | \$2.5260000        |

**TOWN OF BURKE**  
**2004/2003 DELINQUENT TAXES DUE AT**  
**DECEMBER 31, 2004**

**2004 DELINQUENT TAXES DUE**

| <u>TAXPAYER</u>                             | <u>AMOUNT DUE</u> |     |
|---|-------------------|-----|
| ADAMS, GILBERT                              | \$ 2,028.86       | PIF |
| AIKEN, RONALD JR & MELISSA                  | 647.00            | PP  |
| ANDERSON, DAVID JR                          | 4,370.94          |     |
| BARTLETT, STANLEY W                         | 357.62            |     |
| BEFORE, BRADLEY                             | 2,412.17          |     |
| BOUSQUET, DENNIS & ANITA                    | 2,161.83          |     |
| BRITT, BRYAN                                | 934.55            | PP  |
| BROOKS, STEVEN & STACY                      | 590.14            | PP  |
| CALL, ROBERT JR & LISA                      | 943.94            | PP  |
| CHAMBERLAIN, LEIGH                          | 5,646.22          |     |
| CHIEPPO, TIMOTHY G                          | 6,000.00          |     |
| CONROY, FREDERICK J                         | 2,615.55          |     |
| CONWAY, ANDREA B                            | 1,228.31          | PP  |
| COTE, BRIAN & LISA                          | 1,572.24          |     |
| FAYEN, WENDY                                | 3,059.97          | PIF |
| FOX, THOMAS                                 | 2,659.96          | PP  |
| FRANK, GEORGE H JR                          | 3,104.07          | PP  |
| FRANZ, SANDRA                               | 76.84             | PIF |
| GILMAN, THOMAS & PEGGY                      | 1,141.84          | PIF |
| GROSSER, FREDERICK                          | 2,091.97          |     |
| HUMPHREY, CLIFFORD                          | 1,075.20          | PP  |
| LAFLEUR, DAVID M                            | 1,502.95          |     |
| LIBERTY, SHAWN & SKINNER, KRISTY            | 577.80            | PIF |
| MARTEL, BRIAN E                             | 456.25            |     |
| MITCHELL, ANDREW & SHERRI                   | 3,054.26          |     |
| MITCHELL, FLORENCE                          | 378.66            |     |
| MORAS, ROBERT D & KIM                       | 116.50            |     |
| MOYER, BRIAN & AUDREY                       | 738.62            |     |
| NEWLAND, DANIEL & JUDY                      | 1,000.00          | PP  |
| NICHOLS, MICHAEL E                          | 437.67            |     |
| RANDALL, TIMOTHY                            | 1,933.86          | PIF |
| RECCHIA, DAVID                              | 144.17            |     |
| ROY, BRIAN F                                | 418.39            | PIF |
| RUGGLES, DAVID F & STEPHANIE                | 1,089.93          | PIF |
| RUMBINAS, ERIC B                            | 872.01            |     |
| SCALA, STEPHAN & DONNA                      | 2,669.31          |     |
| SCHARTNER, PAUL & JUNE                      | 739.87            | PIF |
| SCHERBER, BEVERLY                           | 121.54            |     |
| SCRUTON, KENT                               | 411.38            | PIF |
| SILVESTRO, JOHN                             | 555.50            | PP  |
| SMITH, DAVID F                              | 1,272.47          |     |
| YING, CHARLES & DON                         | 631.10            | PIF |
| TOTAL 2004 PROPERTY TAXES DUE AT 12/31/2004 | \$ 63,841.46      |     |

**2003 DELINQUENT TAXES DUE AT 12/31/2004**

|                            |              |     |
|----------------------------|--------------|-----|
| GILMAN, THOMAS & PEGGY     | \$ 206.05    | PIF |
| TOTAL DELINQUENT TAXES DUE | \$ 64,047.51 |     |

PIF - Indicates Payment In Full after 12/31/2004 - PP - Indicates a payment plan has been established.

**TOWN EMPLOYEE WAGES  
DECEMBER 31, 2004**

**CLERKS & ASSISTANTS**

|                   |             |
|-------------------|-------------|
| Priscilla Aldrich | \$34,720.00 |
| Cathi Feeley      | 23,982.40   |
| Linda Corey       | 19,698.33   |
| Muriel Feeley     | 6,536.26    |

**LISTERS**

|                   |             |
|-------------------|-------------|
| Susan Rowe        | \$ 7,771.66 |
| Irene Sawyer      | 7,998.50    |
| Jacqueline Tardif | 2,267.50    |

**AUDITORS**

|              |          |
|--------------|----------|
| Jeanne Miles | \$ 17.50 |
| Gail Weed    | 73.50    |
| Linda Corey  | 789.31   |

**ELECTION OFFICIALS**

|                |          |
|----------------|----------|
| Carleta Legacy | \$ 20.00 |
|----------------|----------|

**ZONING ADMINISTRATOR**

|                   |             |
|-------------------|-------------|
| Harold Tardif, Jr | \$ 1,840.00 |
|-------------------|-------------|

**CONSTABLE**

|              |             |
|--------------|-------------|
| Paul Gallant | \$ 5,629.00 |
|--------------|-------------|

**HIGHWAY CREW**

|                   |              |
|-------------------|--------------|
| Robert Batchelder | \$ 38,278.30 |
| Paul Doyon        | 28,871.55    |
| Brian Greer       | 25,992.80    |
| John McClure      | 427.88       |
| Alan Sanderson    | 130.00       |

**WASTE MANAGEMENT**

|                   |             |
|-------------------|-------------|
| Clifford Rexford  | \$ 7,800.00 |
| Roxann MacDonald  | 10,049.50   |
| Ryan MacDonald    | 304.00      |
| Jim Hinman        | 1,842.30    |
| Sam Sanderson     | 904.46      |
| Jeremiah Norcross | 516.00      |
| Ryan Peck         | 80.00       |

**DARLING PARK**

|             |             |
|-------------|-------------|
| Carlos Bean | \$ 1,100.00 |
|-------------|-------------|

**PLANNING**

|              |           |
|--------------|-----------|
| Diane French | \$ 808.00 |
|--------------|-----------|

**CEMETERY**

|                |                 |
|----------------|-----------------|
| Marcia Hackett | \$ 4,398.53     |
| Rick Hackett   | <u>6,479.04</u> |

|                      |              |
|----------------------|--------------|
| Total Employee Wages | \$239,291.32 |
|----------------------|--------------|

**SELECTMEN**

|               |               |
|---------------|---------------|
| Mike Harris   | \$ 300.00     |
| Emery Noyes   | 300.00        |
| Sam Sanderson | <u>300.00</u> |
|               | \$ 900.00     |

**TOWN OF BURKE  
PROPERTY —EQUIPMENT—TRUST FUNDS  
DECEMBER 31, 2004**

**BUILDINGS**

|  |               |
|--|---------------|
| Town Office, Recycle Bldg and Land (3.6 Acres) | \$ 174,400.00 |
| Town Garage and Land (3.5 Acres)               | 60,000.00     |

**CEMETERY BUILDINGS AND LAND**

|   |              |
|---|--------------|
| Meeting House/Burke Hollow Cemetery (1.5 Acres) | \$ 79,000.00 |
| Burke Green Cemetery (1.25 Acres)               | 13,800.00    |
| Hillside Cemetery (18 Acres)                    | 39,700.00    |
| Howland Cemetery (4.6 Acres)                    | 16,800.00    |

**TOWN OWNED LAND**

|   |             |
|---|-------------|
| White School Road (.63 Acres)               | \$ 4,400.00 |
| Burke Mt Road (11 Acres)                    | 13,400.00   |
| Darling Memorial Park (22.7 Acres and shed) | 29,400.00   |

**EQUIPMENT**

|                     |              |
|---------------------|--------------|
| Highway             | \$187,110.00 |
| Rubbish Truck       | 24,300.00    |
| Cemetery            | 5,402.00     |
| Office              | 40,500.00    |
| Darling Park        | 17,717.00    |
| Recycling Equipment | 19,450.00    |
|                     | \$725,379.00 |

**ASSETS**

**Balance on Hand at December 31, 2004**


|  |              |
|--|--------------|
| Elmer A. Darling Trust Funds           |              |
| Burke Meeting House & Cemetery         |              |
| Passumpsic Savings Bank                | \$137,355.92 |
| Inhabitants Poor or Unfortunate        |              |
| A.G. Edwards & Sons                    | 117,606.55   |
| Inhabitants Poor or Unfortunate        |              |
| Vanguard Investment Shares             | 58,607.23    |
| Vanguard Acct-LSB                      | 686.63       |
| Darling Trust CD FBO Burke Inhabitants | 10,810.71    |
| Total Market Value – Darling Fund      | \$325,067.04 |

|                                  |              |
|----------------------------------|--------------|
| Delinquent Taxes Considered Good | \$ 64,057.41 |
| Cemetery Perpetual Care          | 51,359.14    |
| Jacob McNeal Trust               | 3,798.85     |
| Checking Accounts                | 206,729.59   |
| Bridge CD                        | 70,822.63    |
| Reappraisal Fund                 | 37,853.19    |
| Recreation CD                    | 6,138.68     |
| Equipment Replacement CD         | 47,422.62    |
| Rubbish Truck Replacement Fund   | 6,843.67     |
| Pre-Paid Expenses                | 2,090.00     |
|                                  | \$497,115.78 |

|                      |              |
|----------------------|--------------|
| Total Current Assets | \$822,182.82 |
|----------------------|--------------|


In addition to the Assets listed above, the Cemetery owns shares of several stocks which currently produce income for the Cemetery of about \$3,200.00 per year.



# 2004



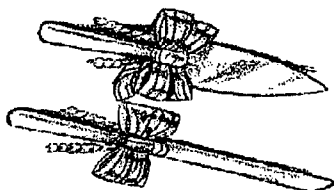
## NEW ARRIVALS

| 2004     | NEWBORN  | DAD                    | MOM                          |
|----------|----------|------------------------|------------------------------|
| January  | Nicholas | Michael Matteis        | Michelle (Lacroix) Matteis   |
| January  | Sophie   | Keith Roush            | Ann (Nirenstein) Roush       |
| January  | Tyson    | Nathan May             | Jessica (Chamberlain) May    |
| February | Kadienne | Todd Whitcomb          | Shawna (Marcotte) Whitcomb   |
| March    | Zoe      | Lyle McGee             | Erin Drown                   |
| March    | Adalia   | Joshua Griffith        | Valerie Henderson            |
| April    | Aurora   | Joel Gilbert           | Rachel (Krauss) Gilbert      |
| April    | Joshua   | Paul Walker            | Kristy (Harris) Walker       |
| April    | Arianna  | Dale Jenks Jr.         | Christine (Daniels) Jenks    |
| May      | Nico     | Ryan MacDonald         | Hibina Konno                 |
| May      | Tucker   | Douglas Chapman        | Amanda Burger                |
| June     | Caleb    | Wesley Miles           | Christine Rosborough         |
| July     | Hannah   | Richard Angell         | Jessica (Spencer) Angell     |
| July     | Carsen   | Casey McQuade          | Amy (Chamberlain) McQuade    |
| August   | Joy      | David Ruggles          | Stephanie (Bickford) Ruggles |
| October  | Colter   | Christopher Thibaudeau | Andrea (Hall) Thibaudeau     |
| October  | Jackson  | Glenn Holderby         | Linda Pakus                  |
| November | Ruby     | Sean Rolfe             | Danica (Emery) Rolfe         |
| December | Erin     | Matthew Langlais       | Kristen (Gondar) Langlais    |





| DATE               | GROOM              | BRIDE               |
|--------------------|--------------------|---------------------|
| March 27, 2004     | James Corrette     | Allison Bean        |
| June 5, 2004       | Dennis Bousquet    | Anita McCaulley     |
| June 6, 2004       | Michael Fitts      | Amanda Hall         |
| June 20, 2004      | Sergi Bosch        | Ananda Breslof      |
| July 10, 2004      | Philip Newland     | Joni Nelson         |
| July 13, 2004      | Daniel Forthun     | Melissa Seybolt     |
| July 10, 2004      | David Gnatek       | Sharley Hillgardner |
| July 24, 2004      | Dale McAlister     | Heather Mesics      |
| August 2, 2004     | Peter Zaun         | Dorene deLuca       |
| August 21, 2004    | Patrick Taylor     | Julie Yerkes        |
| September 4, 2004  | Clemente Flandez   | Heidi Lillicrap     |
| September 4, 2004  | Kevin O'Neil       | Jean-Ellen Metivier |
| September 18, 2004 | Thomas Blake       | Christina Wagner    |
| October 9, 2004    | John Gallagher III | Naomi Edson         |
| October 29, 2004   | John Geheran       | Lisa Smith          |



# 2004


## DEATHS



| Date      | Name               | Residence  | Age |
|-----------|--------------------|------------|-----|
| January   | Clifford Greenwood | West Burke | 89  |
| March     | Walter Martin      | West Burke | 67  |
| April     | Lawrence Moffatt   | West Burke | 69  |
| August    | Helen Lomasney     | East Burke | 92  |
| August    | Marion Chapman     | East Burke | 74  |
| September | Martha Tardif      | West Burke | 71  |
| September | Terrence Sanville  | West Burke | 54  |
| October   | Leo Soucy          | East Burke | 74  |
| December  | Edith Bandy        | East Burke | 90  |







*Greg Williams 2004*

# Burke Town School District

## 2004

# **WARNING**

## **ANNUAL MEETING OF BURKE TOWN SCHOOL DISTRICT**

### ***Notice to Voters:***

- 1) Residents, who are not already on the voter checklist, may register to vote no later than 4:00 on Monday, February 21, 2005, at the Burke Town Clerk's Office.
- 2) Registered voters may apply at the Town Clerk's Office for an early voter ballot for Australian ballot issues until 4:00 p.m. the day before the election.

### ***Warning Notice:***

The legal voters of the Burke Town School District are hereby duly warned and notified to meet in the Town Hall in said town on Monday, February 28, 2005, at 6:30 P. M. to hold an informational meeting on Articles One to Three (1 - 3). Voting for Articles One to Three (1 - 3) will be by Australian Ballot on Tuesday, March 1, 2005, with the polls open between the hours of 10:00 A.M. and 7:00 P.M.

The legal voters of the Burke Town School District are hereby duly warned and notified to meet in the Town Hall of said town on Tuesday, March 1, 2005, immediately following the informational meeting for the Australian Ballot articles to transact the following business in Article 4 through Article 10.

- Article 1.** To elect all necessary School District officers as required by law (Australian Ballot):
- a) School District Moderator
  - b) School Director for 2 years, term to expire in 2007
  - c) School Director for 3 years, term to expire in 2008
- Article 2.** Shall the voters of the Burke Town School District appropriate the sum of \$30,461 to repay 1/3 of the FY2004 deficit? (Australian Ballot).
- Article 3.** Shall the voters of the Burke Town School District appropriate the sum of \$2,863,241 (operating expenses of \$2,825,183 and long term debt service of \$38,058) necessary for the support of its schools for the year beginning July 1, 2005? (Australian Ballot)
- Article 4.** Shall the voters of the Burke Town School District authorize the transfer of the remainder of the Accrual Accounting Reserve Fund (approximately \$8,000) to the General Fund for the fiscal year ending June 30, 2006 in order to reduce the tax burden in FY2006?
- Article 5.** Shall the voters of the Burke Town School District authorize the School District to transfer any surplus in the district's General Fund from the school year ending June 30, 2005 (up to \$60,922) to pay off the remaining FY 2004 deficit?

- Article 6.** Shall the voters of the Burke Town School District authorize and empower the School Directors to borrow money in anticipation of receipts and to give a note or notes in the name of the District to secure payment thereof?
- Article 7.** Shall the voters of the Burke Town School District authorize the School Directors to accept and to expend such grant monies as may from time to time become available to the school district?
- Article 8.** Shall the voters of the Burke Town School District authorize the School Directors to allow public use of school facilities and equipment pursuant to Title 16 V.S.A. 562/11?
- Article 9.** Shall the voters of the Burke Town School District designate Lyndon Institute as the public high school for the Burke Town School District?
- Article 10.** To transact any other business that may legally come before said meeting.

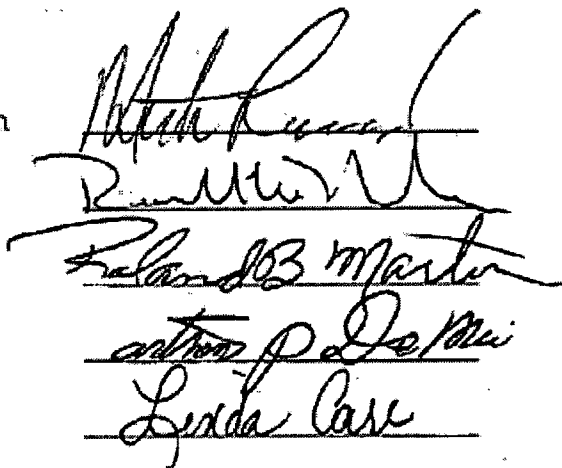
Merton Leonard, Chairman

Russell Henderson

Roland Martin

Anthony Demasi

Linda Carr



*School Directors, Town of Burke School District*

Dated this 10<sup>th</sup> day of January 2005.

Attest:



Priscilla Aldrich, Town Clerk and Treasurer

# **BURKE TOWN SCHOOL DISTRICT ANNUAL MEETING MINUTES**

**March 1, 2004**

The Burke Town School District informational meeting and annual meeting were held Monday, March 1, 2004 at the Burke Town Hall at 6:30 P.M.

Moderator John Hall brought the meeting to order. He welcomed everyone and reviewed the order of business. He then introduced representatives Cola Hudson and Howard Crawford. Ford Hubbard made a motion to delay the opening of the informational meeting so that we could hear from Cola and Howard. The motion passed.

Representative Hudson told the group that next years appropriation budget will be not much larger than last years (which was very low). Cola said that the Governmental Operations Committee has been spending a lot of time dealing with homeland security issues. The state hospital situation is improving and the state will reapply for certification.

Howard Crawford spoke next. He said that there would be a lot of changes this year due to Act 68. The educational grand list will be split between homestead and non-resident. The state will set the non-resident tax rate. The homestead rate will be determined based on each school districts per pupil spending.

The legislature is doing a cost containment study to figure how to rein in educational spending. Remedies include closing small schools; giving grants to encourage small schools to pool resources and creating shared programs.

Howard told the audience that he has decided not to run for re-election. He thanked the voters for all their support over the years. The audience gave Howard an extended round of applause.

The School District Meeting resumed. John Hall reviewed Articles II, and I, which will be voted on by Australian Ballot. Moderator Hall read Article I and introduced the candidates running for School Director. Moderator Hall read Article II and then turned the meeting over to School Director Anthony DeMasi who did a PowerPoint presentation on the budget. After a few questions and comments from the audience Moderator John Hall closed the informational meeting and opened the Annual School District Meeting.

**Article 3.** Shall the voters of the Burke Town School District authorize the transfer of \$10,000 from the Accrual Accounting Reserve Fund to the General Fund for the fiscal year ending June 30, 2005 in order to reduce the tax burden in FY2005? **APPROVED**

**Article 4.** Shall the voters of the Burke Town School District authorize the School District to transfer any surplus in the district's General Fund from the school year ending June 30, 2004 to the Capital Reserve Fund? **APPROVED**

**Article 5.** Shall the voters of the Burke Town School District authorize and empower the School Directors to borrow money in anticipation of receipts and to give a note or notes in the name of the District to secure payment thereof? **APPROVED**

- Article 6.** Shall the voters of the Burke Town School District authorize the School Directors to accept and to expend such grant monies as may from time to time become available to the school district? APPROVED
- Article 7.** Shall the voters of the Burke Town School District authorize the School Directors to allow public use of school facilities and equipment pursuant to Title 16 V.S.A. 562/117? APPROVED
- Article 8.** Shall the voters of the Burke Town School District designate Lyndon Institute as the public high school for the Burke Town School District? APPROVED
- Article 9.** To transact any other business that may legally come before said meeting.

Respectfully submitted,

*Cathleen Feeley*

Minutes Clerk

#### Results of Australian Ballot

- Article 1:** To elect all necessary School District officers as required by law.
- a) School District Moderator- John Hall
  - b) School Director for the balance of a 3 year term-Merton Leonard
  - c) School Director for 2 years -Russell Henderson
  - d) School Director for 3 years -Anthony DeMasi
- Article 2:** Shall the voters of the Burke Town School District appropriate the sum of \$2,584,380 (operating expenses of \$2,553,427 and long-term debt service of \$30,953) necessary for the support of its schools for the year beginning July 1, 2004? YES 207 NO 102 BLANK 11 The article passed.



3293 Burke Hollow Road  
West Burke, Vermont 05871-8913

Phone: (802)-467-3385

Fax: (802) 467-3323

January 28, 2005

Dear Burke Residents,

This cold and frigid morning has turned into a magnificent day. The sun is brilliant right now causing the snow to sparkle and shine. Outside the office window a lone robin is visiting our crab apple tree, still laden with the fruits of the summer. He's made himself at home on one of the upper branches all fluffed out keeping warm on this minus twenty-five degree morning. We were surprised by his arrival to our yard a few weeks ago and wondered why he hadn't flown to a warmer climate for the winter. We later learned that even robins would happily spend the winter here as long as there was an adequate food supply. What resilience and perseverance to remain in this very special place! This robin, who would normally be a first sign of spring, seems to represent a message of hope and resilience even under extremely challenging circumstances. Its perseverance to stay here seems to represent the determined values of Burke residents who also choose to be here and make this special place their home. Our simpler way of life and our appreciation for the natural beauty seem to attract folks not only to visit, but also to settle here.

During the last two years property has been selling for much higher than the appraised, or listed values. This is happening all across Vermont. A significant part of the school tax rate formula is based on the common level of appraisal (CLA) or how far apart our local appraisal is compared to actual values of sold properties. Based on CLA, tax rates across the state, including ours, will reflect significant percentage increases.

We finished FY 2004 with a \$90,000.00 deficit. For almost 10 years we were able to finish the year in the black and place substantial amounts of money in the capital reserve fund. We have used this fund to make school facility improvements and lower the tax rate. Last year we had unforeseeable expenses that were out of our control. In fact, in most areas of the budget, we were able to help the deficit not get larger by coming under the budgeted amounts. We also saw a decrease in some of the revenues that we were anticipating.

If you review the Grants and Other Funding Sources page that is included in the school report, you will see that most if not all the enrichment and special programs we offer at our school are funded by grants, in-kind monies and fund-raising done mostly through the Burke School and Community Association. This indeed makes this community a very special place.

### Principal's Report (Continued)

I hope you will attend the school informational meeting on February 28, 2005, to learn more about the budget process we went through this year and how the state formula impacts our tax rate. The school board has worked hard to prepare a fair and reasonable budget. I commend them for supporting a strong educational program while also keeping the best interests of Burke taxpayers in mind, being resilient and persevering to keep our school special and unique.

We continue to celebrate our special place at school. Each class has adopted a school habitat. Students study all aspects of their natural habitat and learn how to care for it so that future generations can enjoy it. Learning about the cultural heritage of Burke is the focus for the third grade Agriculture unit. They also have penpals in Australia. Both classrooms exchange information and artifacts about their towns and country. The fourth grade studies schooling in the 1800's and as a service project gives tours of the White School Museum at the Fall Foliage days. Students are in the process of cataloging artifacts at the school. The fifth and sixth graders focus on our being part of the Northern Forest. They alternate units of study between our influence on ocean ecology and the forest and river systems effect on the Northern Campaign of the Revolutionary War. This year several of the classes are developing community "Quests" with the help of the Vermont Rural Partnership. The Quests will allow Burke residents and visitors the opportunity to learn about our history through scavenger hunt discoveries.

Once again I extend thanks to all of you who have helped make our school a special place – residents, town officers and workers, school board members, parents, school staff members, students, CNSU staff members – you are the ones that make it happen. A very special thank you to Linda Carr for ten years of dedication and hard work on the school board. You have most definitely helped to make our school a special place. I'd also like to welcome Scott Graham, our new superintendent, to Vermont and the Northeast Kingdom. Scott has easily become part of our school community.

In closing, I want to wish a continued successful recovery to Tony Libera. Our school community holds a special place in our hearts for his family and him.

Respectfully submitted,

*Sonja P. Davis*

Sonja P. Davis, M.Ed.  
Principal

## **Message from the Burke Town School Directors**

Again it has been another great year for education at the Burke School. To this we wish to thank, all the teachers, all the support staff, the janitor, the BSCA, and everyone else that contributed to make our school so successful, we appreciate your dedication and continued efforts. We particularly thank Sonny for her continued enduring perseverance in setting the standards and directing the daily activities of the school.

In terms of administration and the budget it has been a trying year. We had no sooner got our budget settled and accepted when the former superintendent requested to add an unbudgeted assistant. As this position was not in the budget the, CNSU directors turned down her request, which prompted her resignation. We had no sooner hired a new superintendent, when the business manager resigned. We had no sooner hired a new business manager than he decided that he should have an assistant that was not budgeted, so he was also turned down, which prompted his resignation. Somewhere in between the CNSU office manager and the title one coordinator also resigned. Now this was just a little disconcerting! Not to be denied, the new superintendent took charge and hired some replacement people. The overall result is that we have a great new superintendent, a business manager who is an accountant, an almost new office staff that is eagerly making order out of chaos, and we won't mention the higher CNSU budget.

The CNSU office has continued to do a lot of work for the school districts. They have restructured their rates for the towns that have their finances done by CNSU so that the participating towns will be paying more closely the costs involved to do the books, so Burke won't be subsidizing the work for the other towns. With the above mentioned office changes, it was comforting to know that Cathi had our books as she continues to do a superb job. With the grants that CNSU has received, they do have to administer them and do the reporting, rather than having six separate grants and reports from the individual schools. While we did try to show all the people working in the school in our budget, CNSU pays people directly from these grants, the money does not come to Burke first, so we were not able to include them in our budget, but have identified them in the information sheet.

Speaking of the budget, shortly after getting approval on this year's budget, Cathi notified us that we were running a deficit on last year's budget. How did that happen we have always had a surplus? What happened was we had additional students request to go to other high schools rather than LI, and we also had a greater need for special education. It has been a general practice of the Burke School Board to allow students to go to high schools as requested. When a student goes to a school other than LI we have to pay the tuition the year they go, while LI billing is delayed a year so we can include it in the budget for next year. We discussed ways to change the process, but from the input we received from the community, parents like the ability to choose the high school that their children go to and by law we must base our decision on what is the best interest of that student, not on the money in the budget. We have better estimated next year's requirements for tuition, but this year we may be short again. Special education we provide the services as needed, we do get some State reimbursement on this spending but not until next year. This brings us up to paying for the \$91,000 deficit. This can be done over three years if you vote in favor of repaying this overdraft over three years at town meeting. Otherwise if the article does not pass to pay in three years we will have to pay it all next year and it will be added on to next year's budget.



**Message from the Burke Town School Directors (Continued)**

Next years budget shows an increase of 10.6%. The majority of this increase we have little or no control over. There are higher district wide negotiated salaries, higher insurance costs, higher fuel off costs, higher high school tuitions. Our one contribution was to increase the maintenance that we have to do to keep up with repairs on the buildings. We are the one school in the district that continues to increase in students, so we have to maintain the services. If you compare our cost per pupil with the other schools, it is one of the lowest in the district. We will have these comparisons available at the annual meeting.

Last year the State was real nice and gave us a tax break. This year they are taking it back by penalizing us because of our common level of appraisal went down again. Taxes went up 12% before we even looked at the budget due to the CLA going down to 78%, if we had 100% CLA the tax rate would be 36 cents less. We hope next year the town will be reappraised to 100% to lower that figure, but that will not help us this year. We as school board members are not happy with the increases in taxes that are proposed. We do feel that we have done the best we possibly could do with this budget with the limited areas we had control over, we ask for your support for it. The actual impact on individual taxpayers will vary because of the income sensitivity provisions of act 60. This means that if you qualify for a school tax rebate or prebate, you will be able to recover some of your increased taxes from the state. Last year 292 Burke residents received \$172,606 in rebates on school taxes.

See you at the School meeting.

Merton Leonard  
Linda Carr  
Roland Martin  
Russ Henderson  
Tony Demasi

## **REPORT OF THE SUPERINTENDENT OF SCHOOLS**

The Strategic Planning process is an important initiative that is currently occurring within the supervisory union. Strategic Planning is a process of planning that brings educational and community members together to construct a plan for the future of the supervisory union. Our plan, once finished, will take us through 2010. Our current process has involved forming a committee of individuals, representing each district in CNSU, whose job it is to plan a community forum in order that we may have many community members and educators work together to begin developing our long-range plan.

Our community forum will be March 10, 2005. This will be the public's opportunity to get involved in the process of educational planning at both the district and supervisory union level.

Technology is another key initiative that is occurring at CNSU. A centralized email system has been developed for all professional staff in all the schools. In addition, a CNSU website is in the process of being developed and will be on-line in the near future. Plans to develop interactive web sites at each school are also occurring. Each school's web site will be linked to the CNSU site.

Two important initiatives that we will continue to support are Reading and Math Recovery. Much of the funding for these programs is supported through federal funding. As Superintendent, I have had the opportunity to observe, first hand, the tremendous positive impact both of these programs have had within our schools as NCLB continues to require assessments that all children, regardless of their abilities, are required to achieve at high levels. These programs enable qualified first graders to receive additional assistance, as needed.

Several administrators and educators have also been meeting to discuss the possibility of expanding reading and math services, through federal funding, beyond the primary grades. As Superintendent, I highly support this and am working to begin planning this initiative.

Currently we are planning to study preschool services in our supervisory union with respect to our preschool needs. We would like to look at collaborating between schools for preschool services within the next 1-2 years. We have formed a focus group to study our preschool services and will be meeting in January of 2005.

The declining student population across the state of Vermont continues to pose a problem with budgeting and finances. One may reasonably assume that if a school, of say 200 students, loses five percent (ten students) from one year to the next, then costs to run the building should go down 5 percent.

## **REPORT OF THE SUPERINTENDENT OF SCHOOLS (Continued)**

However, is it reasonable to now have .95 of a cook, guidance counselor, or principal because of this declining enrollment? In addition the basic operations of the school, including physical plant, remain the same. Vermonters have long valued small class sizes (12:1 student to teacher ratio) and smaller community schools.

Add this to numerous unfunded mandates from NCLB and Boards are charged with the unenviable task of trying to control expenditures. Adding to the frustration, when building a budget, there are six major factors that affect taxes.

The Boards have control over some elementary school costs but has little influence over secondary costs, student enrollments, mandated special education costs and state levels of support. Also, the CLA (Common Level of Appraisal) often drives up the education tax rates more than all the other factors combined.

I want to thank each of you for your efforts to make your local schools the best they can be for the children of your community. Often your work goes unrewarded or is criticized by others. I would like to commend each of you on a job well done. It has been a pleasure working with each of you. I look forward to 2005 and all the promises the new year brings to our district.

Respectfully Submitted,  
Scott V. Graham  
Superintendent of Schools

## REPORT OF THE SPECIAL EDUCATION DIRECTOR

As director of Special Education I have been challenged this year to assess the current status of our schools with respect to special education and the delivery of services for our students with special learning needs. I have focused on the learning needs of our special educators and para-educators as well as the resources within the communities in which each of us live. As a new Director of Special Education I have had my own steep learning curve to overcome; but with the help and cooperation of the community, the Boards of Directors from each of the school districts, the teachers and administrators and the State Department of Education I have begun to set the ground work in order to strengthen our current special education delivery model and to plan for the future. I have learned that our richest resource within our supervisory union is our people. The individuals that I have met and worked with are creative, supportive and dedicated to providing the best education for all of our students including our students with individual challenges and specialized needs.

Since the beginning of the school year we have held several trainings for our special educators and para-educators. We began the year with training regarding Medicaid and the Functional Behavioral Assessment, a tool used to help develop plans for students with behavioral problems. We conducted training regarding Extended School Year Services for our students on Individualized Education Plans as well as training regarding the states monitoring system with respect to special education audits. We finished training for File Maker Pro with the help of our technology coordinator – a program for special educators that provides more standardized documentation for our special education paperwork and in the fall, Lynn Carpenter from the State Department of Education conducted an in-service training for para-educators, principals and special educators on time-study documentation. This training is important as it helps the school districts correctly identify and bill special education services for state reimbursement. Finally, we are finishing our Crisis Prevention Institute (C.P.I.) training for all para-educators, teachers and school administrators. This training emphasizes nonviolent crisis intervention strategies for students with severe behavioral issues; it's my hope that by next year C.P.I. will be offered supervisory union wide as an annual training.

A new initiative that we have begun to explore this year is that of enhancing our program for serving students on the autism spectrum. We have contracted with Washington County Mental Health for services and we now have a consultant at Lyndon Town School for 3 days per week providing training for our staff, developing and implementing of student programs, and conducting student evaluations. Our plan is to expand our services next year and base these services at Lyndon Town School in order to serve all students from one location thereby maximizing our consultant time with students. Each student's para-educators will train with the consultants at Lyndon Town School with the intent to transition students back to their sending school district as soon as a comprehensive program has been developed for the student and the training for the para-educator is completed. State-wide I have been involved with the Higher Education Collaborative and we have been working on training programs that would develop the skills needed to provide many of these same services currently being contracted with Washington County Mental Health for Special Educators within our schools.

In the coming year we are planning to work on streamlining transportation services for students attending alternative educational placements, improving our current system of maintaining our special education files and exploring and developing alternative special education delivery models for our students with severe behavioral issues. I am grateful for the opportunity to have worked with so many incredible individuals this year and I believe that without their support and hard work efforts to improve educational outcomes for our students would be unattainable. I believe that as long as we first focus our attention on the needs of our children we will continue to move forward and continue to provide comprehensive and creative educational opportunities for children.

Colleen Arzberger  
Director of Special Education  
Caledonia North Supervisory  
Union

### SPECIAL EDUCATION SERVICES "Child Find Notice"

In accordance with state and federal laws (PL 94-142 and 101-476) Caledonia North Supervisory Union, serving the towns of Burke, East Haven, Lyndon, Newark, Sheffield, Sutton and Wheelock, serves notice that special education and related services are available to appropriately identified individuals between the ages of birth through twenty-one. Anyone wishing to avail themselves of these services or desiring additional information and/or a copy of "Parental Rights in Special Education" may contact Colleen Arzberger, Special Education Director, at 802-626-6100 x 203.

## **The Caledonia North Supervisory Union's Early Childhood Program**

The Early Childhood Program offers a variety of services and programs for children and families residing in the CNSU district. We provide screenings upon request when families have questions and concerns about their children's growth and development. We offer preschool screenings in the spring in many local schools and engage in an ongoing Child Find effort. In addition, we operate a district-wide preschool program located at the Lyndon Town School.

Our program provides special education services and support for eligible children aged three to five. We work closely with the regional Family, Infant and Toddler Program as well as with the local schools around transition to kindergarten. We are fortunate to have a group of dedicated para educators working with us: Karen Payette, Pam Carr, Karole Davis, Tom Powers, Stephanie Linn and Sarah Helstein.

Our team actively participates in a number of local and regional activities and projects designed to help make life more wonderful for children and families. We receive ongoing support and direction from our administrators and our local Advisory Board.

The preschool team consists of Jane Castle, Marsha Cherington, Ann Flight, Heidi Jenkins, Jennifer Ryan and Laura Tobin.

Jane Castle, Speech/Language Assistant, has worked in the Early Childhood field for nineteen years. As speech/language assistant, Jane provides direct services to eligible children in the district. These services are carried out in school-based pre-school programs, childcare programs or, when necessary, family homes. Services are provided in individual and small group settings.

Marsha Cherington, M.Ed., a certified school counselor, has worked with children and families for the past twenty-three years. She provides resources and support to families and helps schools and families to create and maintain positive relationships on behalf of children.

Ann Flight, M.A., has been a certified special educator for twenty-two years and holds endorsements in regular education, teacher of the handicapped (resource room) and early education. Ann handles the case management aspects of the special education program and ensures compliance with the state of Vermont's Department of Education. She serves as consultant to providers and staff.

Heidi Jenkins, a licensed early education and elementary teacher, oversees the district-wide Early Education Initiative preschool classroom that is housed at Lyndon Town School. She offers a rich and exciting curriculum to twenty-four students, who are chosen through a selection process.

Jennifer Ryan, Speech/Language Pathologist, is contracted by the district to oversee speech/language referrals, evaluations and program planning for children with speech/language delays. She works with the speech/language assistant to plan and carry out these services.

Laura Tobin, M.A., is a certified special educator, elementary educator and learning disabilities specialist. She has been working with children and their families for over eleven years as both classroom teacher and special educator. Currently Laura spends her working time as a special education case manager for CNSU. She can be found at various childcare and preschool centers throughout the district.

Respectfully submitted by:

Jane Castle  
Marsha Cherington  
Ann Flight  
Heidi Jenkins  
Jenny Ryan

Mathematics instruction in the schools of Burke, East Haven, Miller's Run, Newark, and Sutton has been supported this past year through the work of a Mathematics Teacher Leader. This is the second year that Caledonia North Supervisory Union has used a portion of the federal Title IIA monies to provide teachers with embedded inservice in mathematics through a Mathematics Teacher Leader. Short and long term planning for mathematics instruction in the district is part of the Math Teacher Leader's role.

Mathematics Teacher Leader Amy Patoine-Gale uses a variety of methods to support improvements in mathematics instruction across the district. One priority is helping teachers understand changes in state expectations for instructional content, and make necessary changes in their classroom instruction. The Math Teacher Leader is available to teach in the classroom with teachers as they try new instructional practices, and to provide coaching to teachers as they improve their instruction. Inservice workshops, course work, and math team meetings are coordinated by the Mathematics Teacher Leader in order to improve communication between teachers and attain consistency in instruction, with the goal of helping all students improve in their mathematics ability.

Respectfully submitted,

Amy Patoine-Gale,  
CNSU Mathematics Teacher Leader

### **CNSU AFTER-SCHOOL ACTIVITIES PROGRAM**

The Caledonia North Supervisory Union After-school Activities Program is committed to providing ALL students in grades K-8 in our school district a safe, structured, and supervised after-school environment. Our programs promote social, physical, and emotional growth in a respectful after-school atmosphere. It is our desire to have enough adults available so that students will feel listened to, cared about, and an important member/participant in each of our programs throughout the district.

The Program Director, Marilyn Perron is responsible for overseeing all programs, sustaining the program by continuing to find grants, volunteers & staff, plus any other means of supporting this WONDERFUL program! Each site consists of a Site Coordinator, Site Leader, and various Activity Leaders whose primary responsibilities include creating, managing, and teaching daily activities at each of the sites.

There is an average of two activities each day that provide a choice of age appropriate enrichment opportunities for students! There are also "Academic Leaders" who are responsible for finding educational enrichment opportunities appropriate for after-school times. Homework help is offered everyday along with specialized small group instruction. Safety units are offered on a continuing basis. Babysitting Safety, Hunter Education, CPR, and Snowmobile Safety courses are offered each year and taught by certified instructors.

Respectfully submitted,

Marilyn Perron  
CNSU After-School Activities Program Director

## Grants and Other Funding sources 2004-2005

| Funding Source  | Description   | Amount  |
|---|---|---|
| Federal Title II D Technology Grant                                   | Technology Equipment, Infrastructure and Professional Development   | \$10,000.00 (Funds carried over from last year's award)   |
| E-rate Reimbursement  | Phone and internet access reimbursement   | \$3000.00   |
| Federal Title I<br>Helping Disadvantaged children meet high standards | Reading teacher to work with students in K-3 who need extra support in reading<br>Reading Recovery teacher and training   | Funds are available at the CNSU level; requests must follow locally developed action plans and criteria – Approx. \$83,000.00+ for local use. |
| Federal Title II<br>Eisenhower Professional Development Program       | Professional development for staff in math, science, social studies, technology, leadership and literacy.   | Funds are available at the CNSU level; requests must follow locally developed action plans and criteria – Approx. \$50,000.00 for local use.  |
| Federal Title IV<br>Safe and Drug-Free Schools and Communities        | Programs and activities which promote positive behaviors: Life Skills Curriculum, Student Leadership Opportunities  | \$4100.00   |
| Federal Title V<br>Innovative Education Program Strategies            | There are eight assistance areas that are available. Funds School Health Fair and Home School Coordinator   | \$3500.00   |
| Vermont Rural Partnership   | Coalition of 18 small, rural, poor schools to promote community awareness and opportunities, student leadership, and activities which promote local natural and cultural heritage   | \$750.00  |
| Medicaid Reimbursements   | Programs and activities which promote positive behaviors and student success: Homework Hall, Morning Program, Summer Fun Study, Extended School Year, After School programs   | \$11,000.00   |
| In kind improvements and services provided by the Town of Burke       | Removal of cedar trees<br>Recycling Pickup and workshops<br>Mowing<br>Rubbish Pickup (estimated)<br>Constable responding to alarm<br>Town Report<br>Truant Officer<br>Sanding, salting, grading<br>Bathroom facilities at ball field<br>Total | 550.00<br>100.00+<br>428.00<br>2750.00<br>100.00<br>500.00<br>400.00<br>700.00<br>535.00<br>\$6,063.00+                                       |
| Burke School and Community Association                                | Provides a variety of enrichment programs: ski/skate, swimming, arts performances and residencies, special equipment and supplies, field trips.   | \$15,000.00+  |
| <b>TOTAL</b>  |   | <b>\$186,413.00+/-</b>  |

These grants provide our school with funds that offer programs, opportunities and services for our students and staff in addition to the budget. Funds cannot normally pay for budgeted expenses.



Town of Burke  
212 School Street  
West Burke, VT 05871  
Phone - 802-467-3717  
FAX - 802-467-8623  
burke@charterinternet.com



# Notes





**BURKE TOWN SCHOOL  
FY2006 BUDGET**

|   | Budget<br>FY2004 | Actual<br>FY2004 | Budget<br>FY2005 | Budget<br>FY 2006 | Explanation                               |
|---|------------------|------------------|------------------|-------------------|---|
| <b>****ELEMENTARY BUDGET****</b>  |                  |                  |                  |                   |   |
| Budget format has been revised slightly to group Special Education costs better |                  |                  |                  |                   |   |
| <b>1100 Instruction</b>   |                  |                  |                  |                   | Includes music, art and phys ed           |
| 110 Teachers' Salaries  | 505,622          | 516,218          | 526,540          | 540,470           | 13.6 Teachers. 20% new music position     |
| 113 ESL Salaries  | -                | 206              | 3,000            | 15,796            | English as second language/10 students    |
| 115 Paraeducators' Salaries   | 19,604           | 15,256           | 10,909           | 15,830            | 1 Paraeducator                            |
| 120 Substitutes   | 7,000            | 12,713           | 8,000            | 8,000             |   |
| 210 Health Insurance  | 110,070          | 99,463           | 106,424          | 130,921           | 12% projected cost increase               |
| 220 Social Security   | 40,715           | 41,653           | 41,727           | 43,169            | 7.65% of wages                            |
| 240 Municipal Retirement  | 784              | 247              | 436              | 633               | 4.0% of non-professional wages            |
| 250 Worker's Compensation   | 3,414            | 4,129            | 4,909            | 6,008             | 1.08% of wages                            |
| 260 Unemployment Insurance  | -                | 28               | -                | 249               |   |
| 270 Staff Development   | 4,800            | 3,040            | 3,056            | 3,250             | Per contract language                     |
| 280 Dental Insurance  | 3,726            | 3,482            | 3,485            | 3,024             | \$240 per FT covered employee             |
| 290 Disability Insurance  | 2,258            | 2,447            | 2,345            | 2,392             | .43% of wages                             |
| 320 Special Programs  | 2,000            | 2,493            | 2,000            | 2,000             | Museum/other programs                     |
| 321 Summer Program / After School   | -                | -                | 4,500            | 4,500             | Funded by medicaid                        |
| 440 Equipment Rental (Copier)   | 3,000            | 3,416            | 3,000            | 6,546             | Lease and per copy costs in FY06          |
| 510 Transportation  | -                | -                | 6,500            | -                 |   |
| 580 Staff Travel  | 175              | 62               | -                | -                 |   |
| 610 Instructional Supplies  | 10,000           | 9,860            | 10,000           | 12,000            | Supplies, paper etc used in the classroom |
| 640 Textbooks   | 6,000            | 5,556            | 6,000            | 7,000             |   |
| 670 Computer Software   | -                | -                | -                | 500               |   |
| 730 Instructional Equipment   | 1,000            | 1,506            | 3,000            | 4,000             | Maps,science equip,manipulatives etc      |
| Sub-Total   | 720,169          | 721,775          | 745,831          | 806,288           |   |
| <b>1110 Home School Coordination</b>  |                  |                  |                  |                   |   |
| 330 Contract Services   | 7,500            | 16,538           | 9,500            | 9,750             | Additional time funded by Titles/Medicaid |
| Sub -Total  | 7,500            | 16,538           | 9,500            | 9,750             |   |
| <b>1300 Vocational Education</b>  |                  |                  |                  |                   |   |
| 320 Special Programs  | 2,200            | 2,713            | 2,400            | 3,000             | Grades 6/7 vocational partnership with LI |
| 510 Transportation  | -                | -                | -                | 600               | Used to be budgeted under field trips     |
| Sub-Total   | 2,200            | 2,713            | 2,400            | 3,600             |   |
| <b>2120 Guidance Services</b>   |                  |                  |                  |                   |   |
| 110 Teachers' Salaries  | 33,880           | 33,880           | 34,930           | 25,800            | .8 Teacher                                |
| 210 Health Insurance  | -                | -                | -                | 10,426            |   |
| 220 Social Security   | 2,592            | 2,592            | 2,672            | 1,974             |   |
| 250 Worker's Compensation   | 220              | 264              | 314              | 279               |   |
| 270 Staff Development   | 300              | 829              | 300              | 300               |   |
| 280 Dental Insurance  | -                | 192              | 192              | -                 |   |
| 290 Disability Insurance  | 146              | 149              | 150              | 111               |   |
| 330 Professional Services   | -                | -                | -                | -                 |   |
| 580 Staff Travel  | 300              | -                | -                | -                 |   |
| 610 Instructional Supplies  | 70               | 137              | 300              | 300               |   |
| 640 Textbooks   | -                | 19               | -                | 100               |   |
| 660 Instructional Materials   | -                | -                | -                | 50                |   |
| 730 Equipment   | -                | -                | -                | 50                |   |
| Sub-Total   | 37,508           | 38,062           | 38,859           | 39,390            |   |
| <b>2130 Health Services</b>   |                  |                  |                  |                   |   |
| 110 Teachers' Salaries  | 35,790           | 36,110           | 37,160           | 42,670            | 2 people. Shared 5 day per week position  |
| 210 Health Insurance  | 11,313           | 6,599            | 7,244            | 5,876             |   |
| 220 Social Security   | 2,738            | 2,550            | 2,843            | 3,265             |   |
| 250 Worker's Compensation   | 233              | 280              | 334              | 461               |   |

**BURKE TOWN SCHOOL  
FY2006 BUDGET**

|  | Budget<br>FY2004 | Actual<br>FY2004 | Budget<br>FY2005 | Budget<br>FY 2006 | Explanation                              |
|--|------------------|------------------|------------------|-------------------|--|
| <b>2130 Health Services Continued)</b> |                  |                  |                  |                   |  |
| 270 Staff Development                  | 200              | -                | -                | -                 |  |
| 280 Dental Insurance                   | 266              | 192              | 206              | -                 |  |
| 290 Disability Insurance               | 154              | 144              | 160              | 184               |  |
| 610 Supplies                           | 700              | 686              | 700              | 700               |  |
| 670 Computer Software                  | -                | -                | -                | -                 |  |
| 690 Shots / Vaccines                   | 600              | 70               | 200              | 200               |  |
| Sub-Total                              | 51,994           | 46,631           | 48,847           | 53,356            |  |
| <b>2220 Library</b>                    |                  |                  |                  |                   |  |
| 110 Teachers' Salaries                 | 4,555            | -                | 4,660            | 3,305             | .1 Teacher. 1/2 day per week             |
| 115 Paraeducators' Salaries            | 11,575           | 13,239           | 13,260           | 15,097            | 1.0 Paraeducator                         |
| 210 Health Insurance                   | -                | -                | -                | 972               |  |
| 220 Social Security                    | 1,234            | 1,013            | 1,371            | 1,408             |  |
| 240 Municipal Retirement               | 463              | 530              | 530              | 604               |  |
| 250 Worker's Compensation              | 105              | 126              | 161              | 199               |  |
| 290 Disability Insurance               | 69               | 86               | 77               | 79                |  |
| 610 Instructional Supplies             | 500              | 296              | 500              | 500               |  |
| 640 Textbooks                          | 3,000            | 2,612            | 3,000            | 3,000             |  |
| 650 A-V Materials                      | 500              | 233              | 300              | 300               |  |
| 730 Instructional Equipment            | 250              | 315              | 250              | 250               |  |
| Sub-Total                              | 22,251           | 18,450           | 24,110           | 25,714            |  |
| <b>2225 Information Technology</b>     |                  |                  |                  |                   | Use of technology in the classroom       |
| 270 Staff Development                  | 500              | -                | -                | -                 |  |
| 330 Professional Services              | 10,536           | 9,069            | 10,036           | 9,000             | Technology support.                      |
| 430 Repairs & Maintenance              | 2,073            | 301              | 2,000            | 500               | Additional time funded by Titles         |
| 610 Instructional Supplies             | 750              | 2,252            | 750              | 2,500             |  |
| 670 Computer Software-Teaching         | 700              | 288              | 700              | 500               |  |
| 730 Equipment                          | -                | (1,518)          | 1,500            | 1,500             |  |
| Sub-Total                              | 14,559           | 10,391           | 14,986           | 14,000            |  |
| <b>2311 School Board</b>               |                  |                  |                  |                   |  |
| 112 Salaries                           | 500              | 500              | 500              | 500               |  |
| 114 Clerk to the Board                 | 700              | 570              | 700              | 700               |  |
| 220 Social Security                    | 92               | 82               | 92               | 92                |  |
| 610 Supplies                           | 400              | 102              | 50               | 100               |  |
| 810 Dues & Fees                        | 1,200            | 1,400            | 1,300            | 1,400             | Vermont School Board Association         |
| Sub-Total                              | 2,892            | 2,654            | 2,642            | 2,792             |  |
| <b>2315 Legal Services</b>             |                  |                  |                  |                   |  |
| 330 Professional Services              | 3,000            | 11,436           | 5,000            | 5,000             |  |
| Sub-Total                              | 3,000            | 11,436           | 5,000            | 5,000             |  |
| <b>2317 Audit Services</b>             |                  |                  |                  |                   |  |
| 330 Professional Services              | 500              | -                | 200              | 3,300             | CPA audit cycle is due every 3rd year    |
| 336 Professional Services - GASB       | 666              | 592              | 151              | 151               |  |
| Sub-Total                              | 1,166            | 592              | 351              | 3,451             |  |
| <b>2319 General Board Expenses</b>     |                  |                  |                  |                   |  |
| 123 Early Retirement Pay               | 6,870            | 6,871            | -                | -                 |  |
| 260 Unemployment Insurance             | -                | 2,375            | 4,000            | 2,500             | Self-funded. Covers all school employees |
| 522 Liability Insurance                | 4,575            | 8,128            | 4,460            | 4,226             | Shared district policies and coverage    |
| 523 Bonds                              | 250              | -                | 250              | -                 |  |
| 540 Advertising                        | 1,000            | 787              | 1,000            | 1,000             |  |
| Sub-Total                              | 12,695           | 18,161           | 9,710            | 7,726             |  |

**BURKE TOWN SCHOOL  
FY2006 BUDGET**

|                                  | Budget<br>FY2004 | Actual<br>FY2004 | Budget<br>FY2005 | Budget<br>FY 2006 | Explanation                            |
|----------------------------------|------------------|------------------|------------------|-------------------|--|
| <b>2321 CNSU Office</b>          |                  |                  |                  |                   |  |
| 331 Professional Services CNSU   | 45,434           | 47,229           | 57,699           | 59,601            | For services based on % of students    |
| Sub-Total                        | 45,434           | 47,229           | 57,699           | 59,601            |  |
| <b>2410 Principal's Office</b>   |                  |                  |                  |                   |  |
| 111 Principal Salary             | 61,677           | 61,677           | 63,219           | 65,116            | 1 Principal                            |
| 116 Secretary Salary             | 22,704           | 21,672           | 22,932           | 23,772            | 1 Secretary                            |
| 210 Health Insurance             | 6,523            | 8,048            | 7,434            | 9,890             |  |
| 220 Social Security              | 6,455            | 5,814            | 6,591            | 6,800             |  |
| 240 Municipal Retirement         | 908              | 867              | 917              | 951               |  |
| 250 Worker's Compensation        | 548              | 659              | 775              | 960               |  |
| 270 Staff Development            | 1,500            | 245              | 1,500            | 1,500             |  |
| 280 Dental Insurance             | 266              | 240              | 257              | 240               |  |
| 290 Disability Insurance         | 363              | 452              | 370              | 382               |  |
| 535 Postage/Shipping             | 920              | 901              | 920              | 1,000             |  |
| 580 Staff Travel                 | 500              | -                | 100              | 500               |  |
| 610 Supplies                     | 500              | 266              | 500              | 500               |  |
| 810 Dues & Fees                  | 850              | 852              | 850              | 900               |  |
| Sub-Total                        | 103,715          | 101,692          | 106,365          | 112,511           |  |
| <b>2520 Fiscal Services</b>      |                  |                  |                  |                   |  |
| 270 Staff Development            | -                | 10               | -                | -                 |  |
| 330 Professional Services-Fiscal | 20,000           | 20,000           | 20,000           | 25,000            | For Town provided bookkeeping services |
| 610 Supplies                     | 300              | 615              | 300              | 300               |  |
| 831 LI Interest Expense          | 5,500            | 2,906            | 5,000            | 6,064             | Offset by revenues                     |
| Sub-Total                        | 25,800           | 23,530           | 25,300           | 31,364            |  |
| <b>2600 Physical Plant</b>       |                  |                  |                  |                   |  |
| 111 Regular Salaries             | 31,409           | 28,645           | 29,135           | 31,190            | 1.38 Positions                         |
| 210 Health Insurance             | 8,412            | 9,374            | 9,053            | 10,284            |  |
| 220 Social Security              | 2,403            | 2,191            | 2,229            | 2,386             |  |
| 240 Municipal Retirement         | 1,256            | 929              | 1,165            | 1,248             |  |
| 250 Worker's Compensation        | 204              | 1,747            | 3,077            | 3,440             | Higher WC rates for plant personnel    |
| 290 Disability Insurance         | 135              | 194              | 125              | 134               |  |
| 411 Water                        | 1,000            | 1,418            | 1,000            | 1,000             |  |
| 430 Repairs & Maintenance        | 6,000            | 7,711            | 6,000            | 15,000            | Reflects increased repair needs        |
| 521 Property Insurance           | 3,612            | -                | 3,601            | 3,528             | Shared district policy and coverage    |
| 530 Telephone                    | 4,500            | 3,436            | 3,500            | 3,500             | Some of costs offset by revenues       |
| 531 Internet Fees                | 1,500            | 1,357            | 1,200            | 1,500             |  |
| 610 Custodial Supplies           | 3,000            | 3,044            | 3,000            | 3,500             |  |
| 622 Electricity                  | 13,500           | 12,329           | 14,177           | 15,000            |  |
| 624 Heat                         | 7,000            | 7,155            | 7,300            | 11,500            | Heating oil costs have increased 60%   |
| 730 Equipment                    | 3,000            | 1,280            | 3,000            | 10,000            | Includes \$8,000 for new phone system  |
| 940 Maintenance Fund             | -                | -                | -                | -                 |  |
| Sub-Total                        | 86,931           | 80,809           | 87,562           | 113,210           |  |
| <b>2620 Seasonal Maintenance</b> |                  |                  |                  |                   |  |
| 424 Snow Plowing                 | 3,000            | 1,653            | 2,000            | 3,000             |  |
| Sub-Total                        | 3,000            | 1,653            | 2,000            | 3,000             |  |
| <b>2700 Transportation</b>       |                  |                  |                  |                   |  |
| 510 Transportation Contract      | 86,724           | 84,175           | 91,060           | 91,083            | About 50% reimbursed by State          |
| 519 Field Trips                  | 1,500            | 5,946            | 1,500            | 900               |  |
| Sub-Total                        | 88,224           | 90,121           | 92,560           | 91,983            |  |

**BURKE TOWN SCHOOL  
FY2006 BUDGET**

|   | Budget<br>FY2004 | Actual<br>FY2004 | Budget<br>FY2005 | Budget<br>FY 2006 | Explanation                          |
|---|------------------|------------------|------------------|-------------------|--------------------------------------|
| <b>3100 Food Service</b>                      |                  |                  |                  |                   |                                      |
| 930 Transfer to Lunch Program                 | -                | 2,235            | -                | 5,000             | To cover shortfall in lunch program  |
| Sub-Total                                     | -                | 2,235            | -                | 5,000             |                                      |
| <b>5100 Long-Term Debt Service</b>            |                  |                  |                  |                   |                                      |
| 830 Interest Payments                         | 7,360            | 15,924           | 14,503           | 13,058            |                                      |
| 910 Principal Payments                        | 25,000           | 16,436           | 16,450           | 25,000            | Refinanced bond benefit has expired  |
| Total LT Debt Service                         | 32,360           | 32,360           | 30,953           | 38,058            |                                      |
| Sub-Total Elementary Educatic                 | 1,261,397        | 1,267,033        | 1,304,674        | 1,425,794         |                                      |
|   | -2.6%            |                  | 3.4%             | 9.3%              |                                      |
| <b>1200 Special Education</b>                 |                  |                  |                  |                   | SpEd student info is confidential    |
| 110 Teachers' Salaries                        | 36,750           | 51,505           | 53,225           | 55,975            | 1.5 teachers.                        |
| 115 Paraeducators' Salaries                   | 99,670           | 116,746          | 114,874          | 152,110           | 10.5 Paraeducators                   |
| 120 Substitutes                               | 1,800            | 3,595            | 1,800            | 2,000             |                                      |
| 121 Tutors                                    | -                | 603              | -                | -                 |                                      |
| 210 Health Insurance                          | 13,102           | 13,102           | 14,654           | 20,893            |                                      |
| 220 Social Security                           | 10,574           | 12,466           | 12,997           | 16,072            |                                      |
| 240 Municipal Retirement                      | 3,987            | 4,429            | 4,595            | 6,085             |                                      |
| 250 Worker's Compensation                     | 887              | 1,067            | 1,529            | 2,452             |                                      |
| 270 Staff Development                         | 1,900            | 375              | 500              | 500               |                                      |
| 280 Dental Insurance                          | 266              | 240              | 257              | 360               |                                      |
| 290 Disability Insurance                      | 594              | 1,017            | 731              | 896               |                                      |
| 320 Professional Services                     | 1,850            | 170              | -                | 450               |                                      |
| 322 Summer Program / ESY                      | -                | 7,544            | 3,500            | 3,500             | For students needing summer services |
| 330 Professional Services                     | 1,500            | 9,868            | -                | 7,100             |                                      |
| 510 Transportation                            | 4,565            | 1,136            | 2,500            | 1,000             |                                      |
| 567 Tuition to Private - LI                   | 24,000           | (5,850)          | -                | -                 |                                      |
| 580 Staff Travel                              | -                | 28               | -                | -                 |                                      |
| 599 Early Essential Education                 | -                | 10,763           | -                | 12,067            | Offset by revenues                   |
| 610 Instructional Supplies                    | 600              | 368              | 600              | 600               |                                      |
| 610 Instructional Supplies Summer             | -                | 55               | -                | -                 |                                      |
| 640 Textbooks                                 | 500              | 196              | 500              | 1,200             |                                      |
| 670 Computer Software                         | 150              | 1,902            | 150              | 300               |                                      |
| 730 Instructional Equipment                   | 300              | 120              | 300              | 800               |                                      |
| Sub-Total                                     | 202,995          | 231,444          | 212,711          | 284,360           |                                      |
| <b>2136 Physical and Occupational Therapy</b> |                  |                  |                  |                   |                                      |
| 330 Professional Services                     | 5,000            | 8,842            | 7,500            | 9,750             | Based on needs of students           |
| Sub-Total                                     | 5,000            | 8,842            | 7,500            | 9,750             |                                      |
| <b>2140 Psychological Evaluation</b>          |                  |                  |                  |                   |                                      |
| 330 Professional Services                     | 8,400            | 10,220           | 11,700           | 14,000            | Based on needs of students           |
| Sub-Total                                     | 8,400            | 10,220           | 11,700           | 14,000            |                                      |
| <b>2150 Speech Pathology</b>                  |                  |                  |                  |                   |                                      |
| 110 Teachers' Salaries                        | 13,425           | 13,425           | 14,475           | 18,980            | .4 Teachers. .1 new position         |
| 115 Paraeducators' Salaries                   | 11,416           | 11,416           | 11,627           | 12,737            | .8 Paraeducator                      |
| 210 Health Insurance                          | 3,181            | 3,181            | 3,491            | 5,213             |                                      |
| 220 Social Security                           | 1,900            | 1,404            | 1,997            | 2,426             |                                      |
| 240 Municipal Retirement                      | 457              | 571              | 581              | 509               |                                      |
| 250 Worker's Compensation                     | 161              | 194              | 235              | 343               |                                      |
| 270 Staff Development                         | 250              | -                | 50               | 250               |                                      |
| 280 Dental Insurance                          | 80               | -                | -                | -                 |                                      |
| 290 Disability Insurance                      | 107              | 156              | 112              | 137               |                                      |
| 330 Professional Services                     | -                | -                | -                | 800               |                                      |
| 580 Staff Travel                              | 250              | -                | -                | -                 |                                      |
| 610 Instructional Supplies                    | 350              | -                | -                | 300               |                                      |
| Sub-Total                                     | 31,577           | 30,346           | 32,568           | 41,695            |                                      |

**BURKE TOWN SCHOOL  
FY2006 BUDGET**

|  | Budget<br>FY2004   | Actual<br>FY2004 | Budget<br>FY2005   | Budget<br>FY 2006  | Explanation                                |
|--|--------------------|------------------|--------------------|--------------------|--|
| <b>2420 Special Education Administration</b> |                    |                  |                    |                    |  |
| 331 Professional Service CNSU                | 11,968             | 11,965           | 13,622             | 18,489             | For services based on % of students        |
| Sub-Total                                    | 11,968             | 11,965           | 13,622             | 18,489             |  |
| Sub-Total Elementary Sp Ed                   | 259,940<br>13.3%   | 292,817          | 278,102<br>7.0%    | 368,294<br>32.4%   | Approximately 57% of SpEd is reimbursed    |
| Total Elementary                             | 1,521,337<br>-0.2% | 1,559,848        | 1,582,776<br>4.0%  | 1,794,088<br>13.4% |  |
| <b>*****SECONDARY BUDGET*****</b>            |                    |                  |                    |                    |  |
| 1100 Instruction                             |                    |                  |                    |                    | Added new category for Other than LI       |
| 120 Substitutes                              | -                  | 910              | -                  | -                  |  |
| 121 Tutors                                   | 1,500              | 2,193            | 1,500              | -                  |  |
| 220 Social Security                          | -                  | 237              | -                  | -                  |  |
| 560 504 Fees                                 | 2,000              | 2,575            | 2,575              | 2,525              | For special accommodations                 |
| 566 Tuition-Private - Other Than LI          | -                  | 184,516          | 165,467            | 211,822            | LEARN, St J, Burke Mtn & E. Burke          |
| 567 Tuition-Private - LI                     | 777,828            | 661,933          | 651,493            | 673,246            | 66.5 Students                              |
| 660 Instruction Materials                    | -                  | 1,351            | -                  | -                  |  |
| Sub-Total Secondary Instructio               | 781,328<br>-0.2%   | 853,716          | 821,035<br>5.1%    | 887,593<br>8.1%    |  |
| <b>1200 Special Education</b>                |                    |                  |                    |                    | SpEd student info is confidential          |
| 115 Paraeducator Salaries                    | -                  | -                | -                  | 23,035             | 2 Paraeducators                            |
| 121 Tutors                                   | -                  | -                | -                  | 10,800             | Alternative programs                       |
| 220 Social Security                          | -                  | -                | -                  | 1,762              |  |
| 240 Municipal Retirement                     | -                  | -                | -                  | 921                |  |
| 250 Worker's Compensation                    | -                  | -                | -                  | 249                |  |
| 330 Professional Services                    | -                  | -                | 2,500              | 33,800             | Alternative placements                     |
| 510 Transportation                           | 15,000             | 32,718           | 26,000             | 1,000              |  |
| 566 Tuition-Private - Other Than LI          | 62,000             | 47,405           | 113,426            | 7,297              | Added new category for Other than LI       |
| 567 Tuition-Private - LI                     | -                  | 36,528           | -                  | 60,975             |  |
| Sub-Total                                    | 77,000             | 116,651          | 141,926            | 139,839            |  |
| <b>2140 Psychological Evaluation</b>         |                    |                  |                    |                    |  |
| 330 Professional Services                    | -                  | 1,080            | -                  | 5,000              |  |
| Sub-Total                                    | -                  | 1,080            | -                  | 5,000              |  |
| Sub-Total Secondary Special E                | 77,000<br>50.8%    | 117,731          | 141,926<br>84.3%   | 144,839<br>2.1%    | Approximately 57% of SpEd is reimbursed    |
| <b>1300 Vocational Education</b>             |                    |                  |                    |                    |  |
| 330 Professional Services                    | -                  | -                | -                  | -                  |  |
| 510 Transportation                           | 500                | -                | 500                | -                  |  |
| 566 Tuition-Private                          | 26,744             | 31,482           | 38,144             | 36,722             | Costs for St J. partially reimbursed by LI |
| Sub Total                                    | 27,244<br>199.4%   | 31,482           | 38,644<br>41.8%    | 36,722<br>-5.0%    |  |
| Secondary Total                              | 885,572<br>5.1%    | 1,002,929        | 1,001,605<br>13.1% | 1,069,154<br>6.7%  |  |
| Grand Total All Expenditures                 | 2,406,908<br>1.7%  | 2,562,778        | 2,584,381<br>7.4%  | 2,863,241<br>10.8% |  |
| Grand Total All Revenues                     |                    | 2,471,395        |                    |                    |  |
| Deficit for FY04                             |                    | 91,383           |                    |                    |  |

The FY04 deficit of \$91,383 was due primarily to 2 factors:

- A net overage of approximately \$31,000 in Elementary and Secondary Special Education (The gross overage of \$73,608 leaves a net overage of this amount, due to reimbursements).
- \$68,621 of overages in Secondary Tuition due to additional students attending schools other than Lyndon Institute. Lyndon Institute students that are paid for in the following year and thus can be budgeted with assurance. Other school tuitions must be paid for in the current year. Unexpected student attendance at non-Lyndon Institute schools in FY04 causes budget shortfalls because a budgeted tuition for FY05 must then be paid in FY04.
- All other categories a surplus of \$8,238.

**Burke Town School**  
**FY2006 Revenues/Anticipated Education Tax Rates**

|  | Budget<br>FY2004 | Unaudited<br>FY2004 | Budget<br>FY2005 | Budget<br>FY 2006 |
|--|------------------|---------------------|------------------|-------------------|
| <b>Estimated Income and Reimbursements</b>                     |                  |                     |                  |                   |
| Building Rental  | 800              | 693                 | 800              | 800               |
| Tuition from Sending Towns                                     | 42,000           | 24,325              | 40,000           | 29,700            |
| Services Provided to Sending Towns                             | 0                | 23,871              | 0                | 23,000            |
| State Transportation Aid                                       | 37,753           | 37,167              | 42,514           | 40,000            |
| State Aid - Capital Debt                                       | 0                | 0                   | 1,800            | 0                 |
| State Placed Students  | 0                | 0                   | 6,950            | 0                 |
| Vocational Tuition Reimburs. from L.I.                         | 26,744           | 26,655              | 36,000           | 24,372            |
| Interest Income  | 12,000           | 7,941               | 6,000            | 6,000             |
| LI Interest Reimbursement                                      | 5,500            | 2,906               | 5,000            | 6,064             |
| Miscellaneous Income   | 1,500            | 1,412               | 0                | 1,500             |
| E-rate Reimbursements  | 4,000            | -1,315              | 4,000            | 2,000             |
| Federal Grants (Titles)  | 5,000            | 10,237              | 0                | 0                 |
| Small Schools Support Grant                                    | 14,861           | 15,208              | 14,900           | 0                 |
| Medicaid   | 2,750            | 16,753              | 17,500           | 10,450            |
| Transfer from Building Fund                                    | 3,000            | 4,000               | 3,000            | 3,000             |
| Transfer from Accrual Fund                                     | 25,000           | 25,000              | 10,000           | 8,000             |
| Transfer from Capital Reserve                                  | 36,000           | 36,000              | 0                | 8,000             |
| Sub-Total Other Revenues                                       | 216,908          | 230,853             | 188,464          | 162,886           |
| Block Grant  | 75,000           | 68,670              | 76,119           | 77,530            |
| IDEA-B Federal   | 15,500           | 35,099              | 43,328           | 41,734            |
| State Placed - Worksheet A                                     | 0                | 32,996              | 12,000           | 14,000            |
| Extraordinary  | 0                | 0                   | 0                | 0                 |
| Intensive  | 113,702          | 107,215             | 136,882          | 172,674           |
| EEE Grant  | 0                | 10,763              | 0                | 12,067            |
| Sub-Total Special Education                                    | 204,202          | 254,743             | 268,329          | 318,005           |
| Education Spending (Act 68 definition)                         | 1,985,798        | 1,985,799           | 2,127,587        | 2,412,810         |
| 1/3 of FY04 deficit (per Article #2 on Annual Meeting Warning) |                  |                     |                  | 30,461            |
| <b>Total Revenues</b>  | <b>2,406,908</b> | <b>2,471,395</b>    | <b>2,584,380</b> | <b>2,893,702</b>  |

**FY 2006 Estimated Education Tax Rates (assumes a yes vote on 1/3 of the FY04 deficit-\$30,461)**

These estimates are based on the information available at the time the budget was adopted by the School Board.

| Town                         | Equalized<br>Pupils | Education<br>Spending | Cost per<br>Pupil | Equalized<br>Residential<br>Rate | CLA    | Residential<br>Rate | Base Non-<br>Residential<br>Rate | CLA    | Non-<br>Residential<br>Rate |
|------------------------------|---------------------|-----------------------|-------------------|----------------------------------|--------|---------------------|----------------------------------|--------|-----------------------------|
| Burke                        | 272.44              | 2,412,810             | 8,856             | \$ 1.295                         | 77.98% | 1.661               | 1.51                             | 77.98% | 1.936                       |
| Education Spending Rate      |                     |                       |                   | 6,975                            |        |                     |                                  |        |                             |
| Education Homestead Tax Rate |                     |                       |                   | \$ 1.02                          |        |                     |                                  |        |                             |

**Comparison of the Educational Tax Rates: FY 2005 vs FY 2006**

| Town  | FY 2005 Education Tax Rates |  |                             |  | Estimated FY 2006 Education Tax Rates |                       |                             |                       |
|-------|-----------------------------|--|-----------------------------|--|---------------------------------------|-----------------------|-----------------------------|-----------------------|
|       | Residential<br>Rate         |  | Non-<br>Residential<br>Rate |  | Residential<br>Rate                   | Amount of<br>Increase | Non-<br>Residential<br>Rate | Amount of<br>Increase |
| Burke | 1.385                       |  | 1.757                       |  | 1.661                                 | 0.276                 | 1.936                       | 0.179                 |

**Parameters Driving the Education Tax Rates:**

|                 | Residential Rate |          |               |         | Non-Residential Rate |         |               |
|-----------------|------------------|----------|---------------|---------|----------------------|---------|---------------|
|                 | FY05             | FY06     | % Change      |         | FY05                 | FY06    | % Change      |
| CLA             | 87.63%           | 77.98%   | 12.37%        | CLA     | 87.63%               | 77.98%  | 12.37%        |
| Equalized Rate* | \$ 1.214         | \$ 1.295 | 6.68%         | Rate \$ | 1.54                 | \$ 1.51 | -1.95%        |
|                 |                  |          | <u>19.06%</u> |         |                      |         | <u>10.43%</u> |

\*Equalized Rate is the Costs per Student divided by the Educ. Spending Rate and then multiplied by the Education Homestead Tax Rate

## PRELIMINARY

## THREE PRIOR YEARS COMPARISONS - FORMAT AS PROVIDED BY DOE

ESTIMATES  
ONLYDistrict: **Burke**  
County: **Caledonia**LEA: **036**  
S.U.: **Caledonia North**

|  |   | Act 60             |                    | Act 68             |                                   |
|--|---|--------------------|--------------------|--------------------|-----------------------------------|
|  |   | FY2003             | FY2004             | FY2005             | FY2006                            |
| <b>Expenditures</b>                            |   |                    |                    |                    |                                   |
| 1.   | <b>Budget</b> (local budget, excluding special programs reported in line 3, full tech expenditures, and any Act 144 expenditures) | \$2,367,656        | \$2,406,909        | \$2,584,380        | \$2,893,241                       |
| 2.   | Block grant paid by State to tech center in prior years under Act 60  | -                  | \$1,394            | not applicable     | not applicable                    |
| 3.   | Special revenue program expenditures (federal dollars, restricted grants, etc.)   | -                  | -                  | -                  | -                                 |
| 4.   |   | <b>\$2,367,656</b> | <b>\$2,408,303</b> | <b>\$2,584,380</b> | <b>\$2,893,241</b>                |
| <b>Locally adopted or warned budget</b>        |   |                    |                    |                    |                                   |
| 5.   | 1. Separately warned article passed at town meeting   | -                  | -                  | -                  | \$30,461                          |
| 6.   | 2. Separately warned article passed at town meeting   | -                  | -                  | -                  | -                                 |
| 7.   | 3. Separately warned article passed at town meeting   | -                  | -                  | -                  | -                                 |
| 8.   |   | <b>\$2,367,656</b> | <b>\$2,408,303</b> | <b>\$2,584,380</b> | <b>\$2,893,702</b>                |
| 9.   |   |                    |                    |                    |                                   |
| <b>Act 68 locally adopted or warned budget</b> |   |                    |                    |                    |                                   |
| 10.  | Union school or joint school district assessment  | -                  | -                  | -                  | -                                 |
| 11.  | Prior deficit reduction if not included in budgets  | -                  | -                  | -                  | -                                 |
| 12.  |   | <b>\$2,367,656</b> | <b>\$2,408,303</b> | <b>\$2,584,380</b> | <b>\$2,893,702</b>                |
| 13.  | S.U. assessment (included in local budget) - informational data   | -                  | -                  | -                  | -                                 |
| 14.  | Prior deficit reduction (if included in local budget) - informational data  | -                  | -                  | -                  | -                                 |
| <b>Revenues</b>                                |   |                    |                    |                    |                                   |
| 15.  | Local revenues (categorical grants, donations, tuitions, surplus, etc., including local Act 144 tax revenues)                     | \$309,739          | \$421,110          | \$454,993          | \$480,891                         |
| 16.  | Capital debt aid  | \$2,035            | \$371              | -                  | -                                 |
| 17.  | Special program revenues (if not included in local budget; included in FY2006)  | -                  | -                  | -                  | -                                 |
| 18.  | Prior deficit reduction if included in revenues   | -                  | -                  | -                  | -                                 |
| 19.  |   | <b>\$311,774</b>   | <b>\$421,481</b>   | <b>\$454,993</b>   | <b>\$480,891</b>                  |
| 20.  |   |                    |                    |                    |                                   |
| 21.  | Fund raising (if any)   | -                  | -                  | -                  | -                                 |
| 22.  |   | <b>\$311,774</b>   | <b>\$421,481</b>   | <b>\$454,993</b>   | <b>\$480,891</b>                  |
| <b>Adjusted local revenues</b>                 |   |                    |                    |                    |                                   |
| 23.  | <b>Education Spending</b> (Act 68 definition)   | <b>\$2,055,882</b> | <b>\$1,986,822</b> | <b>\$2,129,387</b> | <b>\$2,412,811</b>                |
| 24.  | <b>Equalized Pupils</b>   | 276.56             | 266.88             | 270.87             | 272.44                            |
| 25.  | <b>Education Spending per Equalized Pupil</b>   | <b>\$7,434</b>     | <b>\$7,445</b>     | <b>\$7,861</b>     | <b>\$8,856</b>                    |
| 25a.   | Less eligible construction costs (or P&I) per equalized pupil   | not applicable     | not applicable     | 114.27             | threshold = \$11,347              |
| 26.  | Excess Spending per Equalized Pupil over threshold (if any)   | not applicable     | not applicable     | -                  | -                                 |
| 27.  | Per pupil figure used for calculating District Adjustment   | not applicable     | not applicable     | \$7,861            | <b>\$8,856</b>                    |
| 28.  | <b>District spending adjustment</b> (minimum of 100%)<br>(\$8,856 / \$6,975)  | not applicable     | not applicable     | 115,607%           | 126,968%<br>based on \$6,975      |
| 29.  | <b>Anticipated homestead tax rate, equalized</b><br>(126.968% x \$1.02)   | \$1.589            | \$1.498            | \$1.214            | <b>\$1.295</b><br>based on \$1.02 |
| 30.  | <b>Common Level of Appraisal (CLA)</b>  | 98.79%             | 95.10%             | 87.63%             | 77.98%                            |
| 31.  | <b>Estimated homestead tax rate, actual</b><br>(\$1.295 / 77.98%)   | \$1.610            | \$1.540            | \$1.385            | <b>\$1.661</b><br>based on \$1.02 |
| 32.  | <b>Household Income Percentage for income sensitivity</b><br>(126.97% x 1.85%)  | 2.89%              | 2.72%              | 2.20%              | <b>2.35%</b><br>based on 1.85%    |

The projected base education spending amount of \$6,975 is subject to legislative approval.

The base education homestead tax rate of \$1.02 and the income percentage cap is 1.85% are based on the recommendation of the governor's Office and are subject to legislative approval.

**CNSU BUDGET - FY 2006**

|                                     | Budget<br>FY2004 | Unaudited<br>FY 2004 | Approved<br>Budget<br>FY 2005 | Amended<br>Budget<br>FY 2005 | Proposed<br>FY2006 | Explanation                    |
|-------------------------------------|------------------|----------------------|-------------------------------|------------------------------|--------------------|--------------------------------|
| <b>REVENUES</b>                     |                  |                      |                               |                              |                    |                                |
| 1510 Interest Income                | 15,000           | 3,508                | 3,500                         | 3,500                        | 3,500              | /History                       |
| 1940 Lyndon Accounting              | 17,000           | 17,000               | 17,500                        | 17,500                       | 26,892             | Per Cost Allocation            |
| 1941 East Haven Accounting          | 3,000            | 3,000                | 3,100                         | 3,100                        | 5,314              | Per Cost Allocation            |
| 1942 Miller's Run Accounting        | 5,684            | 5,684                | 5,850                         | 5,850                        | 11,140             | Per Cost Allocation            |
| 1943 Sutton Accounting              | -                | -                    | -                             | 6,100                        | 11,472             | Per Cost Allocation            |
| 1990 Miscellaneous Income           | 4,000            | 70                   | 1,000                         | 1,000                        | 1,000              | Per Cost Allocation            |
| 3201 SPED Admin assessment          | 80,866           | 80,865               | 90,000                        | 90,000                       | 118,252            | Same as Costs                  |
| 4250 Title I Administration Revenue | 20,000           | -                    | 15,000                        | 15,000                       | 65,649             | Per Application                |
| 4251 Grant Adm Revenue              | -                | 4,434                | -                             | 28,665                       | 18,839             | Same as Costs                  |
| Medicaid Adm Revenue                | -                | -                    | -                             | -                            | 14,479             | Same as Costs                  |
| 5390 On behalf teacher retirement   | -                | 25,817               | -                             | -                            | -                  | Not necessary                  |
| 5900 Fund Balance Used              | 32,480           | -                    | 35,000                        | 59,348                       | -                  | No Fund Balance Used           |
| 1931 District Assessments           | 319,197          | 319,198              | 381,205                       | 381,205                      | 381,205            | Allocated on ADM               |
| Total Revenues                      | \$497,227        | \$459,576            | \$552,155                     | \$611,268                    | \$657,743          |                                |
| <b>EXPENDITURES</b>                 |                  |                      |                               |                              |                    |                                |
| <b>2321 SUPERINTENDENT</b>          |                  |                      |                               |                              |                    |                                |
| 101 Superintendent                  | \$70,000         | \$76,327             | \$71,750                      | \$83,000                     | \$84,500           | As Negotiated, 1.8%            |
| Assistant Superintendent            | 1,000            | -                    | -                             | -                            | -                  | Not approved                   |
| Part-Time Secretary                 | -                | 928                  | -                             | -                            | -                  | None                           |
| 101.1 Supt Admin Assist/H.R.        | 22,423           | 22,423               | 22,984                        | 24,000                       | 25,303             | 1.0,\$1,000/3% Avg             |
| 104 Technology Coordinator          | -                | 25,270               | 45,000                        | 45,000                       | 46,350             | 1.0,\$1,350/3% Increase        |
| 210 Health Insurance                | 24,949           | 16,621               | 26,037                        | 28,391                       | 19,008             | 1-3, 1-2 Person, 9.5% Inc      |
| 220 Social Security                 | 7,147            | 7,554                | 10,691                        | 13,089                       | 11,946             | 7.65% of Wages                 |
| 240 Municipal Retirement            | 897              | 1,908                | 2,719                         | 3,524                        | 1,792              | 2.5% of Adm Asst               |
| 250 Worker's Comp                   | 747              | 593                  | 1,390                         | 1,711                        | 1,687              | 1% of Wages                    |
| 260 Unemployment Comp               | 560              | -365                 | 522                           | 774                          | 1,562              | 1.08% of Wages                 |
| 270 Office Staff Development        | 1,500            | 591                  | 1,667                         | 1,667                        | 1,500              | \$200/employee plus \$1,100    |
| 280 Dental Insurance                | 450              | 480                  | 720                           | 720                          | 720                | 3 @ \$240                      |
| 290 Disability Insurance            | 402              | 444                  | 468                           | 610                          | 656                | .43% of all Wages              |
| 320 Spec prog-scholarships          | 500              | 250                  | 500                           | 500                          | 500                | Per History                    |
| 330 Professional services           | 500              | 1,500                | 500                           | 500                          | 500                | 50% of budget                  |
| 331 Technology services             | 25,000           | -                    | -                             | -                            | -                  | Now an employee                |
| 360 BS/BS Settlement                | -                | 11,825               | -                             | -                            | -                  | None                           |
| 360 Legal services                  | 1,500            | 116                  | 1,500                         | 1,500                        | 1,500              | 75% of Total                   |
| 390 District-wide in service        | 2,500            | 887                  | 2,000                         | 2,000                        | 2,000              | Per commitment                 |
| 441 Building rental                 | 9,000            | 10,200               | 10,500                        | 10,500                       | 10,500             | 50% of Rent                    |
| 450 Janitorial and renovation costs | 650              | 175                  | 500                           | 500                          | 250                | 50% of Cost                    |
| 522 Insurance                       | 750              | 897                  | 750                           | 750                          | 695                | 50% of Cost                    |
| 530 Telephone                       | 3,000            | -2,208               | 2,600                         | 2,600                        | 2,600              | by volume (40%)                |
| 535 Postage                         | 2,200            | 2,011                | 2,280                         | 2,280                        | 2,280              | by volume (40%)                |
| 581 Superintendent travel           | 3,200            | 3,200                | 3,200                         | 3,200                        | 3,200              | Direct Cost                    |
| 584 Staff travel reimbursements     | 240              | -                    | 200                           | 200                          | 100                | \$50 per employee              |
| 610 Supplies/services               | 3,200            | 5,014                | 3,200                         | 3,200                        | 3,200              | Estimated                      |
| 730 Equipment                       | 3,200            | 2,396                | 2,800                         | 2,800                        | 4,000              | 1 Computer,50% of server       |
| 810 Association dues & fees         | 4,000            | 5,194                | 3,000                         | 3,000                        | 3,000              | Estimated                      |
| On behalf teacher retirement        | -                | 25,817               | -                             | -                            | -                  |                                |
| Sub-Total Superintendent            | 189,515          | 220,047              | 217,478                       | 236,016                      | 229,349            |                                |
| <b>2520 FISCAL SERVICES</b>         |                  |                      |                               |                              |                    |                                |
| 103 Operations Officer              | 51,650           | 51,650               | 55,000                        | 57,500                       | 53,000             | 1.0,\$1,500, 2.9% Increase     |
| 103.1 Head Bookkeeper               | 31,382           | 31,382               | 32,167                        | 37,000                       | 38,466             | 1.0,\$1,000/3% Avg             |
| 105 Grants Manager                  | -                | -                    | -                             | 25,000                       | 16,626             | 1.0,\$1,000/3% Avg, From Grant |
| 103.3 Payroll/Benefits              | -                | -                    | -                             | -                            | 31,420             | 1.0,\$1,000/3% Avg             |
| 103.2 Accts Pay/Student Services    | -                | -                    | -                             | 19,093                       | 33,559             | 1.0,\$1,000/3% Avg             |
| 103.4 Medicaid Clerk                | -                | -                    | -                             | -                            | 8,560              | .37,\$370/3% Avg,From Grant    |
| 103.5 Oper Admin Assistant          | 23,467           | 23,467               | 24,054                        | 25,000                       | 24,166             | 1.0,\$1,000/3% Avg             |
| 210 Health Insurance                | 23,578           | 26,418               | 30,556                        | 27,206                       | 38,083             | 1-1, 3.4-2 Person, 9.5% Inc    |
| 220 Social Security                 | 8,147            | 8,166                | 8,508                         | 11,024                       | 15,745             | 7.65% of wages                 |
| 240 Municipal Retirement            | 4,316            | 3,709                | 4,449                         | 8,655                        | 6,107              | 2.5% of Adm Asst               |
| 250 Worker's Comp                   | 852              | 622                  | 772                           | 1,048                        | 2,221              | 1% of wages                    |
| 260 Unemployment Comp               | 840              | -365                 | 520                           | 1,032                        | 2,059              | 1.08% of wages                 |



# CNSU BUDGET - FY 2006

|                                  |           |           |           |           |           |                           |
|----------------------------------|-----------|-----------|-----------|-----------|-----------|---------------------------|
| 270 Office Staff Development     | 1,800     | 776       | 1,667     | 1,667     | 2,100     | \$200/employee + \$1,100  |
| 280 Dental Insurance             | 675       | 720       | 745       | 1,002     | 1,049     | Direct Cost               |
| 290 Disability Insurance         | 458       | 457       | 548       | 691       | 855       | .43% of all wages         |
| 330 Professional services        | 500       | 1,519     | 500       | 500       | 500       | 50% of budget             |
| 370 Audit services               | 7,000     | 7,200     | 7,000     | 7,000     | 5,000     | \$3,300 plus services     |
| 441 Building rental              | 9,000     | 10,200    | 10,500    | 10,500    | 10,500    | 50% of Rent               |
| 450 Janitorial/renovation costs  | 650       | 175       | 500       | 500       | 250       | 50% of Cost               |
| 522 Insurance                    | 750       | 897       | 750       | 750       | 695       | 50% of Cost               |
| 530 Telephone                    | 3,000     | -2,208    | 2,600     | 2,600     | 2,600     | by volume (40%)           |
| 535 Postage                      | 2,200     | 2,011     | 2,280     | 2,280     | 2,280     | by volume (40%)           |
| 583 Business Manager travel      | 2,600     | 2,600     | 2,600     | 2,600     | 2,600     | Direct cost               |
| 584 Staff travel reimbursements  | 240       | 346       | 200       | 200       | 250       | \$50 per employee         |
| 610 Supplies/services            | 3,200     | 5,014     | 3,200     | 3,200     | 3,200     | Estimated                 |
| 730 Equipment                    | 3,200     | 2,396     | 2,800     | 2,800     | 4,000     | 1 Computer, 50% of server |
| 670 Maint acct software/hardware | 4,000     | 5,031     | 4,000     | 4,000     | 4,000     | Direct costs              |
| 810 Association dues & fees      | 250       | 125       | 250       | 250       | 250       | VASBO/Misc                |
| 895 Miscellaneous                | -         | 16        | -         | -         | -         |                           |
| Sub-Total Fiscal Services        | 183,755   | 182,323   | 196,166   | 253,098   | 310,141   |                           |
| 1200 <u>SPECIAL EDUCATION</u>    |           |           |           |           |           |                           |
| 102 Special Ed Director          | 55,000    | 57,750    | 56,375    | 51,500    | 55,620    | 8% increase.              |
| 102.1 Special Education Asst     | 17,100    | 3,672     | 17,100    | 17,000    | 12,480    | OH's, No benefits         |
| 102.2 Special Ed Adm Asst        | 22,423    | 21,932    | 22,984    | 13,104    | 14,280    | .63,\$670/3% Avg          |
| 210 Health Insurance             | 7,000     | 14,786    | 20,314    | 20,314    | 17,531    | .6-4 person, 1-2 person   |
| 220 Social Security              | 7,231     | 6,377     | 7,379     | 6,243     | 6,302     | 7.65% of wages            |
| 240 Municipal Retirement         | 1,581     | 877       | 919       | 524       | 357       | 2.5% of Adm Asst          |
| 250 Worker's Comp                | 756       | 500       | 965       | 816       | 890       | 1% of wages               |
| 260 Unemployment Comp            | 840       | -         | 522       | 774       | 824       | 1.08% of wages            |
| 270 Office Staff Development     | 1,500     | 992       | 1,466     | 1,466     | 1,220     | \$200*60% plus \$1,100    |
| 280 Dental Insurance             | 450       | 480       | 720       | 720       | 391       | 1.63 @ \$240              |
| 290 Disability Insurance         | 406       | 359       | 477       | 403       | 354       | .43% of all wages         |
| 360 Legal services               | 500       | -         | 500       | 500       | 500       | Estimated                 |
| 530 Telephone                    | 1,500     | -         | 1,300     | 1,300     | 1,300     | By # of employees (20%)   |
| 535 Postage                      | 1,100     | 1,006     | 1,140     | 1,140     | 800       | Est, per meter in future  |
| 582 SPED Director travel         | 3,000     | 2,000     | 3,000     | 3,000     | 3,000     | Travel for Director       |
| 584 Staff travel reimbursements  | 120       | 37        | 100       | 100       | 100       | Travel for Adm Asst       |
| 610 Supplies/services            | 1,600     | 2,507     | 1,600     | 1,600     | 1,453     | Estimated                 |
| 730 Equipment                    | 1,600     | 1,198     | 1,400     | 1,400     | 600       | Upgrade memy/software     |
| 810 Association dues & fees      | 250       | 184       | 250       | 250       | 250       | Per history               |
| Sub-Total Special Education      | 123,957   | 114,656   | 138,511   | 122,154   | 118,252   |                           |
| Total Expenditures               | \$497,227 | \$517,027 | \$552,155 | \$611,268 | \$657,743 |                           |

The budgets prior to FY06 were all under the Superintendent.

In FY06, the budget was separated into 3 categories for tracking and SpEd reimbursements.

The budget costs prior to FY06 were divided into the appropriate categories by estimate and analysis.

FY05 will use the detailed format. No effort will be made to officially reclass FY04 accounting expenditures.

## Cost Allocation of Payroll and Accounting Services Provided to Towns

|                      | Sal/Ben  | East Haven  | Lyndon   | Millers Run | Sutton   | CNSU     |         |
|----------------------|----------|---|----------|-------------|----------|----------|---------|
| 30% Accounts Payable | \$14,329 |   |          |             |          |          |         |
| 80% Benefits/Payroll | \$32,482 |   |          |             |          |          |         |
| 80% Accounting       | \$35,435 |   |          |             |          |          |         |
| Total                | \$82,245 | \$5,314   | \$26,892 | \$11,140    | \$11,472 | \$27,427 |         |
| AP Checks            |          | 394   | 1,402    | 790         | 800      | 2,768    |         |
| Payroll Checks       |          | 757   | 4,423    | 1,623       | 1,685    | 3,173    |         |
| 17,815 Totals        |          | 1,151   | 5,825    | 2,413       | 2,485    | 5,941    |         |
| %                    |          | 6.50%   | 32.70%   | 13.50%      | 13.90%   | 33.30%   | 100.00% |
| Accounts Payable     | \$47,764 | Total Salary and Benefits, Used % above in calculations |          |             |          |          |         |
| Benefits/Payroll     | \$40,602 | Total Salary and Benefits, Used % above in calculations |          |             |          |          |         |
| Accounting           | \$44,293 | Total Salary and Benefits, Used % above in calculations |          |             |          |          |         |

**CNSU Assessments for District Schools  
FY2006**

|                 |              |                 |            |                              |                         |                             |                        |
|-----------------|--------------|-----------------|------------|------------------------------|-------------------------|-----------------------------|------------------------|
| 2/17/05<br>FY04 | <u>Burke</u> | <u>E. Haven</u> | <u>LTS</u> | Sheffield =<br><u>Newark</u> | 129.38<br><u>Sutton</u> | Wheelock =<br><u>UD #37</u> | 112.87<br><u>TOTAL</u> |
| Equalized Pupil | 273.49       | 70.29           | 887.43     | 82.88                        | 185.93                  | 242.3                       | 1742.27                |
| %               | 15.70%       | 4.03%           | 50.94%     | 4.76%                        | 10.67%                  | 13.90%                      | 100.00%                |
|                 |              |                 |            |                              |                         |                             | 0                      |

**ADMINISTRATION:**

| School     | Equalized Percentages<br>FY 2004 | Adm<br>FY 2005 | Draft<br>Equalized %<br>FY 2005 | FY 2006 | Dollar<br>Decrease/<br>Increase | Percentage<br>Decrease/<br>Increase |
|------------|----------------------------------|----------------|---------------------------------|---------|---------------------------------|-------------------------------------|
| Burke      | 15.14%                           | 57,699         | 15.70%                          | 59,839  | 2,140                           | 3.71%                               |
| East Haven | 4.05%                            | 15,452         | 4.03%                           | 15,379  | (73)                            | -0.47%                              |
| Lyndon     | 51.39%                           | 195,891        | 50.94%                          | 194,168 | (1,723)                         | -0.88%                              |
| Newark     | 4.80%                            | 18,296         | 4.76%                           | 18,134  | (162)                           | -0.88%                              |
| Sutton     | 10.77%                           | 41,041         | 10.67%                          | 40,681  | (360)                           | -0.88%                              |
| UD #37     | 13.86%                           | 52,827         | 13.90%                          | 53,004  | 177                             | 0.33%                               |
| Totals     | 100.00%                          | 381,205        | 100.00%                         | 381,205 | -                               | 0.00%                               |

**SPECIAL EDUCATION:**

|            |         |        |         |         |        |        |
|------------|---------|--------|---------|---------|--------|--------|
| Burke      | 15.14%  | 13,622 | 15.70%  | 18,562  | 4,940  | 36.26% |
| East Haven | 4.05%   | 3,648  | 4.03%   | 4,771   | 1,123  | 30.77% |
| Lyndon     | 51.39%  | 46,248 | 50.94%  | 60,232  | 13,984 | 30.24% |
| Newark     | 4.80%   | 4,319  | 4.76%   | 5,625   | 1,306  | 30.23% |
| Sutton     | 10.77%  | 9,690  | 10.67%  | 12,620  | 2,930  | 30.24% |
| UD #37     | 13.86%  | 12,472 | 13.90%  | 16,442  | 3,970  | 31.83% |
| Totals     | 100.00% | 90,000 | 100.00% | 118,252 | 28,252 | 31.39% |

**ACCOUNTING/PAYROLL SERVICES**

|                        |        |         |        |        |        |
|------------------------|--------|---------|--------|--------|--------|
| Newark (For Info Only) | 3,600  |         | 3,600  |        |        |
| Burke (For Info Only)  | 20,000 |         | 25,000 |        |        |
| CNSU (For Info Only)   |        | 33.35%  | 27,427 |        |        |
| East Haven             | 3,100  | 6.46%   | 5,314  | 2,214  | 71.41% |
| Lyndon                 | 17,500 | 32.70%  | 26,892 | 9,392  | 53.67% |
| Sutton                 | 6,100  | 13.95%  | 11,472 | 5,372  | 88.07% |
| UD #37                 | 5,850  | 13.54%  | 11,140 | 5,290  | 90.43% |
| Totals                 | 32,550 | 100.00% | 54,818 | 22,268 | 68.41% |

**Other Revenues within CNSU that support member schools**

|   |   |                |
|---|---|----------------|
| <b>Consolidated Federal Program</b>                 |   | <b>FY 2005</b> |
| Title I   | Improving the academic achievement of the disadvant | 740,135        |
| Title II Part A                                     | Teacher Quality (professional development)          | 272,564        |
| Title II Part D                                     | Enhancing education through technology              | 40,987         |
| Title IV  | Safe and drug-free schools and communities          | 33,200         |
| Title V   | Innovative education programs                       | 56,334         |
|   |   | 1,143,220      |
| <b>Early Childhood Program</b>                      |   | <b>FY 2005</b> |
| Essential Early Education (EEE) - State grant       |   | 66,980         |
| Early Education Initiative (EEI) - State grant      |   | 29,000         |
| IDEA-B Pre-school - Federal Special Education grant |   | 15,955         |
|   |   | 111,935        |

**BURKE TOWN SCHOOL DISTRICT**  
**STATEMENT OF REVENUES AND EXPENDITURES-BUDGET AND ACTUAL-GENERAL**  
**FUND**  
**FOR THE YEAR ENDED JUNE 30, 2004**

|                                      | Budget          | Actual          | Variance<br>Favorable<br>(Unfavorable) |
|--------------------------------------|-----------------|-----------------|--|
| <b>REVENUES</b>                      |                 |                 |  |
| Property Taxes                       | \$ -            | \$ 1,450,983.00 | \$ 1,450,983.00                        |
| Tuition                              | 42,000.00       | 48,195.81       | 6,195.81                               |
| Intergovernmental                    | 264,567.00      | 862,861.59      | 598,294.59                             |
| Miscellaneous                        | 6,300.00        | 789.72          | (5,510.28)                             |
| Transfer In-Accrual Fund             | 25,000.00       | 25,000.00       | -                                      |
| Transfer In-Building Fund            | 3,000.00        | 4,000.00        | 1,000.00                               |
| Transfer In-Capital Reserve Fun      | 36,000.00       | 36,000.00       | -                                      |
| Transfer In-Medicaid                 | -               | 6,062.82        | 6,062.82                               |
| Interest Reimbursement               | 5,500.00        | 2,905.79        | (2,594.21)                             |
| Interest on Accts                    | 12,000.00       | 7,940.88        | (4,059.12)                             |
| Vocational Tuition Reimbursen        | 26,744.00       | 26,655.00       | (89.00)                                |
| Total Revenues                       | \$ 421,111.00   | \$ 2,471,394.61 | \$ 2,050,283.61                        |
| <b>EXPENDITURES</b>                  |                 |                 |  |
| Instruction-Elementary               | \$ 720,168.00   | \$ 719,440.73   | \$ 727.27                              |
| Home School Coordinator              | 7,500.00        | 7,500.00        | -                                      |
| Special Programs-Elementary          | 202,995.00      | 213,082.26      | (10,087.26)                            |
| Vocational Ed-Elementary             | 2,200.00        | 2,712.56        | (512.56)                               |
| Guidance Services                    | 37,508.00       | 38,061.77       | (553.77)                               |
| Health Services                      | 51,994.00       | 46,631.13       | 5,362.87                               |
| OT-PT Elementary                     | 5,000.00        | 8,842.28        | (3,842.28)                             |
| Psychological Services-Elem          | 8,400.00        | 10,220.00       | (1,820.00)                             |
| Speech Pathology                     | 31,577.00       | 30,345.98       | 1,231.02                               |
| Library/Computer Services            | 22,251.00       | 18,449.59       | 3,801.41                               |
| Information Technology               | 14,559.00       | 10,390.57       | 4,168.43                               |
| School Board                         | 2,892.00        | 2,653.97        | 238.03                                 |
| Legal Services                       | 3,000.00        | 11,436.11       | (8,436.11)                             |
| Audit Services                       | 1,166.00        | 592.00          | 574.00                                 |
| General Board Expenses               | 12,695.00       | 18,160.30       | (5,465.30)                             |
| CNSU Administration                  | 45,434.00       | 47,229.00       | (1,795.00)                             |
| Principal's Office                   | 103,714.00      | 101,692.49      | 2,021.51                               |
| CNSU Special Ed Administratio        | 11,968.00       | 11,965.00       | 3.00                                   |
| Fiscal Services                      | 25,800.00       | 23,065.26       | 2,734.74                               |
| Physical Plant                       | 86,931.00       | 80,808.78       | 6,122.22                               |
| Upkeep Grounds                       | 3,000.00        | 1,652.50        | 1,347.50                               |
| Transportation                       | 88,224.00       | 84,791.91       | 3,432.09                               |
| Intergovernmental Grant Expen        | -               | 23,278.04       | (23,278.04)                            |
| Long-Term Debt                       | 32,360.00       | 32,360.09       | (0.09)                                 |
| Instruction-Secondary                | 781,328.00      | 853,715.56      | (72,387.56)                            |
| Special Programs-Secondary           | 77,000.00       | 116,650.98      | (39,650.98)                            |
| Vocational Ed-Secondary              | 27,244.00       | 31,482.50       | (4,238.50)                             |
| Psychological Servs-Secondary        | -               | 1,080.00        | (1,080.00)                             |
| EEE Program                          | -               | 10,763.00       | (10,763.00)                            |
| Miscellaneous Expense                | -               | 3,723.36        | (3,723.36)                             |
| Total Expenditures                   | \$ 2,406,908.00 | \$ 2,562,777.72 | \$ (155,869.72)                        |
| EXCESS OF REVENUES OR (EXPENDITURES) |                 | \$ (91,383.11)  |  |

BURKE TOWN SCHOOL  
TEACHER'S WAGES 2004

|                              |                      |                                 |                      |
|------------------------------|----------------------|---------------------------------|----------------------|
| <b><u>Teachers</u></b>       | <b><u>Salary</u></b> | <b><u>Special Education</u></b> | <b><u>Salary</u></b> |
| Black-Foley Patricia         | \$ 43,461.49         | Fortin Rhonda                   | \$ 37,902.72         |
| Burger Amanda (04)           | 20,890.35            |                                 |                      |
| Richardson Douglas           | 30,013.42            | <b><u>Speech</u></b>            |                      |
| Hannon Matthew               | 8,013.93             | Hayes Kathleen                  | \$ 13,554.78         |
| Kirchoff Joan                | 4,038.29             | Wheeler Catherine               | 12,517.19            |
| Manges Jacalyn               | 45,861.58            |                                 |                      |
| Michaud Lois                 | 46,661.58            | <b><u>School Board</u></b>      |                      |
| Morse Margaret               | 37,181.82            | Carr Linda                      | \$ 100.00            |
| O'Farrell Analisa            | 19,960.75            | DeMasi Anthony                  | 100.00               |
| Palmer Linda                 | 44,261.58            | Henderson Russell               | 100.00               |
| Parker Michelle              | 29,982.72            | Leonard Merton                  | 100.00               |
| Ross Shari (04)              | 29,782.72            | Martin Roland                   | 100.00               |
| Simpson Jessica              | 30,782.63            |                                 |                      |
| Surridge Tracie              | 27,582.72            | <b><u>Custodian</u></b>         |                      |
| Thompson Teri                | 45,061.58            | Fortin Alan                     | \$ 2,813.26          |
| Williams Carol               | 19,909.65            | Friend Jessie (04)              | 3,201.90             |
| Wilkins Catherine            | 36,659.65            | Friend Randy                    | 23,921.18            |
|                              |                      |                                 |                      |
| <b><u>Para-Educators</u></b> |                      | <b><u>Substitutes</u></b>       |                      |
| Aiken, Nancy                 | \$ 24,081.46         | Bandy, Elaine                   | \$ 1,789.64          |
| Barber, Megan                | 11,877.25            | Berry, Marjorie                 | 4,725.00             |
| Caouette, Teresa             | 12,644.88            | Bigelow, Jeni                   | 43.75                |
| Hall, Maria (04)             | 3,899.40             | Cook, Lacey                     | 437.25               |
| Harris, Leann                | 18,820.33            | Davis, Lori                     | 390.00               |
| Harvey, Lynn (04)            | 3,270.15             | Dubuque, Jennifer               | 65.00                |
| Kircher, Nicole              | 4,788.01             | Edwards, Debra                  | 65.00                |
| Lawson, Beverly              | 9,781.25             | Foster, Eileen                  | 94.50                |
| Masten, Jessica              | 4,277.00             | Gray, Lisa                      | 534.75               |
| O,Connell, Jodi              | 5,828.63             | Harvey, April                   | 500.00               |
| Parenteau, Pamela            | 14,203.66            | Henderson, Rene                 | 3,828.77             |
| Richardson, Bruce (04)       | 10,399.96            | Jackson, Veronica               | 379.50               |
| Stimpson, Teresa             | 11,379.80            | Kendrick, Candace               | 1,807.49             |
| Vendituoli, Sidney (04)      | 7,497.00             | Kresser, John                   | 130.00               |
| Lovely, Katie                | 9,056.00             | Martin, Lincoln                 | 3,360.50             |
| Wimbiscus, Jason             | 4,750.00             | Mesics, Heather                 | 563.75               |
|                              |                      | Rodin, Robert                   | 260.00               |
| <b><u>Nurses</u></b>         |                      | Santilli, Kenneth               | 65.00                |
| Kane, Linda                  | \$ 27,115.35         | Smith, Lacey                    | 65.00                |
| Ross, Shari                  | 1,936.84             | Tack, Martha                    | 487.50               |
| Stewart, Betty               | 489.12               | Tomasi, Audrey                  | 441.00               |
| Valentinetti Tina (04)       | 4,387.28             | Vendituoli, Nicole              | 693.00               |
|                              |                      | Walker, John                    | 177.25               |
| <b><u>Principal</u></b>      |                      | Welch, Anne                     | 665.42               |
| Davis, Sonja                 | \$ 62,447.98         |                                 |                      |
|                              |                      | <b><u>Hot Lunch</u></b>         |                      |
| <b><u>Secretary</u></b>      |                      | Bourtelle, Dee Dee              | \$ 14,498.25         |
| Amodeo, Elizabeth            | 22,147.59            | Patridge, Pauletta              | 13,368.29            |
|                              |                      |                                 |                      |
| <b><u>Library</u></b>        |                      | <b><u>Hot Lunch Subs</u></b>    |                      |
| Mold, Susan                  | \$ 14,872.60         | Aldrich, Susan                  | \$ 43.88             |
|                              |                      | Bandy, Elaine                   | 20.25                |
| <b><u>Guidance</u></b>       |                      | Bandy, Nancy                    | 236.25               |
| Strauch, Lauren              | \$ 8,529.21          | Hall, Maria                     | 37.13                |
| Winkler, Heather (04)        | 22,152.28            | Patridge, Lisa                  | 1,285.88             |
|                              |                      |                                 |                      |
| <b><u>Minutes Clerk</u></b>  |                      | <b>Total Burke School Wages</b> | <b>\$ 986,855.27</b> |
| Feeley, Kathleen             | \$ 645.75            |                                 |                      |

| Town of Burke -Road Names and Locations |                        |   |  | Class | Miles |
|---|------------------------|---|--|-------|-------|
| Highway #                               | Town Road Name         | Location  |  |       |       |
| #1                                      | Newark Street          | From VT Route 5A to the Newark Town Line                              |  | 2     | 2.38  |
| #2                                      | Burke Hollow Road      | From VT Route 5A to the Route 114                                     |  | 2     | 4.95  |
| #3                                      | Calendar Brook Road    | From VT Route 5 to the Sutton Town Line                               |  | 2     | 1.4   |
| #4                                      | Burke Hill Road        | From Depot Street (TH #36) to Sutton Town Line                        |  | 2     | 1.24  |
| #5                                      | Victory Road           | From VT Route 114 to Victory Town Line                                |  | 2     | 3.41  |
| #6                                      | East Darling Hill Road | From Darling Hill Road (TH #46) to Burke Hollow Road (TH #2)          |  | 2     | 1.1   |
| #7                                      | Mountain Road          | From VT Route 114 to the Toll Road                                    |  | 2     | 1.95  |
| #8                                      | Kirby Road             | From Mountain Road (TH #7) to Kirby Town Line                         |  | 2     | 1.03  |
| #9 & 29                                 | Sugar House Road       | From Burke Hollow Road (TH #2) to Sutton Town Line                    |  | 3     | 3.91  |
| #10                                     | Old County Road        | Off Sugar House Road (Untraveled)                                     |  | 4     | 0.3   |
| #11                                     | Old County Road        | Off Newark Street ending in woods (Untraveled)                        |  | 4     | 0.5   |
| #12                                     | Old County Road        | Off Sugar House Road ending in woods (Untraveled)                     |  | 4     | 0.1   |
| #13                                     | Brook Road             | From Burke Hollow Road (TH #2) to Newark Town Line                    |  | 3     | 2.82  |
| #14 & 19                                | Carter Road            | From Brook Road (TH #13) to Marshall Newland Road (TH #19)            |  | 3     | 2.2   |
| #15                                     | Burke Green Road       | From Burke Hollow Road (TH #2) to Newark Town Line                    |  | 3     | 2.9   |
| #16                                     | Rice Road              | From Burke Green Road (TH #15) to Newark Town Line                    |  | 3     | 0.2   |
| #18                                     | Walter Road            | From Carter Road (TH #17) to Newark Town Line                         |  | 3     | 0.5   |
| #19                                     | Marshall Newland Road  | From White School Road (TH #39) to VT Route 114                       |  | 3     | 1.98  |
| #20                                     | An Old County Road     | From VT 114 to Marshall Newland Road (TH #19) (Untraveled)            |  | 4     | 0.32  |
| #21                                     | An Old County Road     | From Victory Road (TH #5) to Portland Pipeline (Untraveled)           |  | 4     | 0.06  |
| #22                                     | Flower Brook Road      | From Victory Road (TH #5) to end of no where                          |  | 3     | 0.65  |
| #23                                     | An Old County Road     | From Victory Road (TH #5) to end of Darling State Forest (Untraveled) |  | 4     | 0.62  |
| #24                                     | An Old County Road     | From Victory Road (TH #5) to end of no where (Untraveled)             |  | 4     | 0.55  |
| #25                                     | An Old County Road     | From Victory Road (TH #5) to end of no where (Untraveled)             |  | 4     | 0.3   |
| #26                                     | Old Farm Road          | From Newark Street (TH #11) to Sugar House Road (TH#29)               |  | 3     | 0.65  |
| #27                                     | An Old County Road     | From Sugar House Road (#29) to end of no where                        |  | 4     | 0.25  |
| #28                                     | McDowell Road          | From Burke Hollow Road (TH #2) to Farm House and Barn                 |  | 3     | 0.08  |
| #30                                     | North Ridge Road       | From VT Route 5A to Sutton Town Line                                  |  | 2     | 0.07  |
| #31                                     | Hayden Crossing Road   | From VT 5 to Burke Hollow Road (TH #2)                                |  | 2     | 0.31  |
| #32                                     | School Street          | From Burke Hollow Road (TH #2) to VT Route 5A                         |  | 2     | 0.43  |
| #33                                     | Bridge Street          | From School Street (TH #32) to VT Route 5A                            |  | 3     | 0.1   |
| #34                                     | Church Street          | From VT Route 5A to VT Route 5  |  | 2     | 0.2   |
| #35                                     | High Street            | From VT Route 5 to Depot Street (TH #36)                              |  | 2     | 0.13  |
| #36                                     | Depot Street           | From VT Route 5 to VT Route 5   |  | 2     | 0.16  |
| #37                                     | An Old County Road     | From VT Route 5 to Burke Hill Road (TH #4)                            |  | 2     | 0.79  |
| #38                                     | Gator Alley            | From Burke Hollow Road (TH #2) to Burke Green Road (TH #15)           |  | 4     | 0.4   |
| #39                                     | White School Road      | From VT Route 114 to Burke Green Road (TH #15)                        |  | 3     | 1.43  |
| #40                                     | Old County Road        | From White School Road (TH #39) to Marshall Newland Road              |  | 4     | 0.02  |
| #41                                     | Pinkham Road           | From the Mountain Road (TH#7) to VT Route 114                         |  | 3     | 3.38  |
|   |                        |   |  |       |       |
|   |                        |   |  |       |       |



| Highway # | Town Road Name       | Location  | Class | Miles |
|-----------|----------------------|---|-------|-------|
|           | PRIVATE ROADS        |   |       |       |
|           | A-Frame Drive        | Off SugarHouse Road (TH #29)                                    | PVT   |       |
|           | Armstrong Road       | Off Gaskell Hill Road (TH #42)                                  | PVT   |       |
|           | Aurora Lane          | Off Kirby Road (TH# 8)  | PVT   |       |
|           | Bear Path Lane       | Off High Meadow Road  | PVT   |       |
|           | Before Auto Drive    | Off VT Route 5  | PVT   |       |
|           | Big Mountain Estates | Off Vt Route 5  | PVT   |       |
|           | Bow Hill             | Off High Meadow Road  | PVT   |       |
|           | Burkeland Lane       | Off Church Street (TH #34)                                      | PVT   |       |
|           | Burkeside Road       | Off the Sherburne Lodge Road                                    | PVT   |       |
|           | Camp Road            | Off Flower Brook Road which is off the Victory Road (TH #5)     | PVT   |       |
|           | Carr Drive           | Off VT Route 114  | PVT   |       |
|           | Chapman Drive        | Off Sugarhouse Road (TH #29)                                    | PVT   |       |
|           | Cottage Lane         | Off VT Route 5  | PVT   |       |
|           | Deer Run Lane        | Off West Darling Hill Road (TH#6)                               | PVT   |       |
|           | Devon Road           | Off Calendar Brook Road (TH #3)                                 | PVT   |       |
|           | Dixi Drive           | Off East Darling Hill Road (TH#46)                              | PVT   |       |
|           | Evergreen Lane       | Off Gaskell Hill Road (TH #42)                                  | PVT   |       |
|           | Glenwood Estates     | Off Burke Hollow Road (TH #2)                                   | PVT   |       |
|           | High Meadow Road     | Off Sherburne Lodge Road which is off the Mountain Road (TH #7) | PVT   |       |
|           | High Ridge Road      | Off SugarHouse Road (TH #29)                                    | PVT   |       |
|           | Lilac Lodge Lane     | Off Burke Hollow Road (TH #2)                                   | PVT   |       |
|           | Mitchell Drive       | Off Calendar Brook Road   | PVT   |       |
|           | Monash Road          | Off Carr Road which is off VT Route 114                         | PVT   |       |
|           | Moonlight Lane       | Off Washburn Road   | PVT   |       |
|           | Mt Brook Road        | Off Alpine Lane (TH #51)  | PVT   |       |
|           | Powderhorn Road      | Off Sherburne Lodge Road which is off the Mountain Road (TH #7) | PVT   |       |
|           | Roundy Brooke Road   | Off Bugbee Crossing Road (TH # 44)                              | PVT   |       |
|           | Sherburne Lodge Road | Off the Mountain Road (TH #7)                                   | PVT   |       |
|           | Slippery Hill        | Off Brook Road (TH #13)   | PVT   |       |
|           | Sweetwater Lane      | Off Burke Hollow Road (TH #2)                                   | PVT   |       |
|           | Tamarack Road        | Off the Victory Road (TH #5)                                    | PVT   |       |
|           | Tardif Lane          | Off Gaskell Hill Road (TH #42)                                  | PVT   |       |
|           | Toll Road            | Off Burke Mountain Road (TH # 7)                                | PVT   |       |
|           | Town Garage Road     | Off School Street (TH #32)                                      | PVT   |       |
|           | Walker Road          | Off Kirby Road (TH# 8)  | PVT   |       |
|           | Winter's Way         | Off Alpine Lane (TH #51)  | PVT   |       |

**PLEASE BRING THIS REPORT TO TOWN MEETING - MARCH 1, 2005**

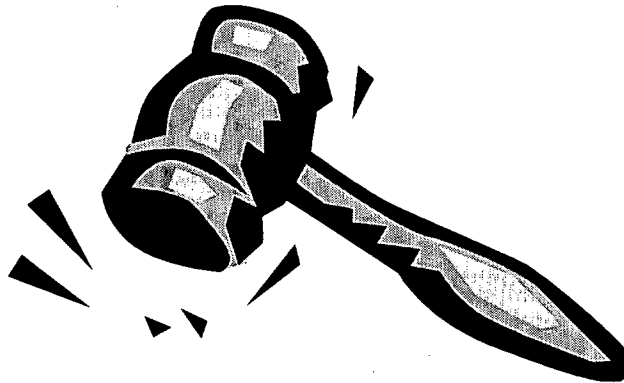
**Informational Meeting, Monday, February 28, 2005 beginning at 6:30 p.m. for the School business**

**Town's informational will begin following the School meeting.**

**TOWN MEETING, MARCH 1, 2005, beginning at 9 A.M.**

**AUSTRALIAN VOTING WILL BEGIN AT 10:00 A.M. UNTIL 7:00 P.M.**

**\*\*\*\*\*  
DON'T FORGET THAT YOU CAN VOTE EARLY IF YOU WILL NOT BE  
AVAILABLE ON TOWN MEETING DAY - PICK UP YOUR BALLOTS  
AT THE TOWN CLERK'S OFFICE.**





NEWARK

