



GEORGIA *Vermont*

ESTABLISHED ON AUGUST 17, 1763



Annual Report - 2021



Town of Georgia

47 Town Common Road North. • St. Albans, VT 05478
• Phone: 802-524-3524 • Fax: 802-524-3543 • website: townofgeorgia.com

Email: georgiatown@comcast.net

IMPORTANT NUMBERS:

Delinquent Tax Collector	Kevin Webster	(802) 527-7445
Deputy Animal Control Officer	Jim Benson	(802) 238-3246
Emergency Management Coordinator	Amber Baker	(802) 524-3524
Fire Chief	Keith Baker	(802) 782-8045
EMS Chief	Chelsea Dubie	(802) 782-8045
Georgia Elementary & Middle School	Steve Emery/Julie Conrad	(802) 524-6358
Georgia Public Library	Bridget Stone	(802) 524-4643
Health Officer	Emily Johnson	(802) 524-3524
Milton Police Department	Chief Steve Laroche	(802) 893-2424
Town Highway Department	Todd Cadieux	(802) 524-3323
Vermont State Police	Lieutenant Jerry Partin	(802) 524-5993

OFFICIAL TOWN WEBSITE: www.townofgeorgia.com

MONTPELIER REPRESENTATION:

Senator Corey Parent	800-322-5616	cparent@leg.state.vt.us
Senator Randy Brock	800-322-5616	rbrock@leg.state.vt.us
Representative Carl Rosenquist	800-322-5616	crosenquist@leg.state.vt.us

IMPORTANT INFORMATION 2022:

Dog Licensing: Licensing will take place at the Town Office starting January 1, 2022. They will be considered delinquent after April 1st and a late fee will be assessed. The fees are as follows: \$9 for spayed/neutered, \$13 for non-spayed/non-neutered.

Property Taxes: Payment is due on October 17, 2022. After this date, there is a collection fee of 8% applied to the tax bill and interest charged at 1.5% for every month thereafter.

Green Mountain Passport: Georgia residents over 62 may get an application for a Green Mountain Passport at the Town Clerk's Office.

Town Clerk's Office is open Monday-Friday 8:00 a.m. – 4:00 p.m.

Contact Information: Town Clerk, Cheryl Letourneau townclerk@townofgeorgia.com (802) 524-3524.

Zoning Office is open Monday – Friday 8:30 a.m. – 4:00 p.m.

Contact Information: Emily Johnson, Zoning Administrator zoning@townofgeorgia.com (802) 524-3524.

Assessor Office is open by appointment only.

Contact Information: Bill Hinman, Assessor assessor@townofgeorgia.com (802) 524-3524.

ANNUAL REPORT

TOWN OF

GEORGIA

VERMONT

For The Year Ending
DECEMBER 31, 2021

Table of Contents

Town Officers	1
Town Warning	3
School Warning	4
Independent Auditor's Report.....	5
Balance Sheet – General Fund.....	7
Balance Sheet – Impact Fees	9
Balance Sheet – Long Term Debt.....	16
Balance Sheet – Reserve & Restricted Funds.....	17
Trial Balance & Proposed Town Budget.....	18
Budget Summary	28
Budget Highlights	29
Selectboard Highlights.....	30
Capital Budget	33
Animal Licenses.....	34
Tax Book Report Grand Totals.....	35
Delinquent Tax Report.....	36
Conservation Report	38
Zoning Administrator Report.....	40
Impact Fees	42
Zoning & Planning Permits	43
Georgia Fire Department	50
Assessor's Report.....	52
Georgia Public Library	53
Georgia Historical Society.....	55
Georgia Recreation Committee.....	58
Vermont State Police	59
Franklin County Sheriff's Office	61
Green Up Day	62
Franklin County Industrial Development Corporation	63
Northwest Vermont Solid Waste Management District	64
Northwest Regional Planning Commission	65
Franklin County Home Health Agency Report.....	66
Voices Against Violence.....	68
Vermont Department of Health.....	70
Green Mountain Transit Report	71
Births.....	73
Marriages	74
Deaths	75

TOWN OFFICERS DURING 2021

Animal Control Officer:.....David McWilliams
Assistant Animal Control Officer:.....Carrie Lewis/Jim Benson
Assistant Town Clerk part-time.....Cara Bryce-Parrott
Assistant Town Clerk part-time:.....Dawn Penney
Bookkeeper:.....Sharon Bessette/Ashley Sterling
Delinquent Tax Collector, Term Ends 2022:.....Kevin Webster
Deputy Health Officer:.....Cindy Deyak/Amber Baker
District Representative, Term Ends 2022:.....Carl Rosenquist
EMS Chief, Appointed by Selectboard:.....Andrew Dunsmore/Chelsea Dubie
Fire Chief, Appointed by Selectboard:.....Keith Baker
Fire Warden:.....Eric Couture
First Constable, Term Ends 2022:.....Kevin Webster
Health Officer:.....Amber N. Baker/Emily Johnson
Justice of the Peace, Term Ends 2023:.....Ed Ballantyne
Justice of the Peace, Term Ends 2023:.....George Bilodeau
Justice of the Peace, Term Ends 2023:.....Anthony Heinlein
Justice of the Peace, Term Ends 2023:.....Justin T. Holmes
Justice of the Peace, Term Ends 2023:.....Jacqui Hood
Justice of the Peace, Term Ends 2023:.....Paul Jansen
Justice of the Peace, Term Ends 2023:.....Alan Parent
Justice of the Peace, Term Ends 2023:.....Gilles Rainville, Sr.
Justice of the Peace, Term Ends 2023:.....Don Vickers
Justice of the Peace, Term Ends 2023:.....David Vincent
Justice of the Peace, Term Ends 2023:.....Craig Volatile-Wood
Justice of the Peace, Term Ends 2023:.....Deb Woodward
Library Aide.....Jeremy Little
Library Assistant.....Sara Walker/Laura Selkirk
Library Director.....Bridget Allard
Library Trustee, Term Ends 2022:.....Margo Coy
Library Trustee, Term Ends 2022:.....Gary Deziel
Library Trustee, Term Ends 2022:.....Ben Ebert
Library Trustee, Term Ends 2022:.....Cindy Rutkowski
Library Trustee, Term Ends 2024:.....Paula Ralston/Deb Woodward
Moderator, Term Ends 2022:.....Carolyn Branagan
Planning Commission, Term Ends 2022:.....Maurice Fitzgerald
Planning Commission, Term Ends 2022:.....Emily Johnson/Eric Strong
Planning Commission, Term Ends 2023:.....Suzanna Brown
Planning Commission, Term Ends 2023.....David Vincent
Planning Commission, Term Ends 2024:.....Gregory Drew
Planning Commission, Term Ends 2024:.....Tony Heinlein
Planning Coordinator:.....Lary Martell
Second Constable, Term Ends 2022:.....Jamie Cota
School Director, Term Ends 2022:.....Kate Barnes
School Director, Term Ends 2022:.....Ben Chiappinelli
School Director, Term Ends 2022:.....Jenna Rae Genest
School Director, Term Ends 2023:.....Andrea Milne
School Director, Term Ends 2024:.....Carl Laroe

Selectboard, Term Ends 2022: Kyle Grenier
Selectboard, Term Ends 2022: Jason Burt/Sara Nadeau
Selectboard, Term Ends 2022: Scott St. Onge
Selectboard, Term Ends 2023: Tara Wright/Michelle Phelps
Selectboard, Term Ends 2024: Carolyn Branagan
Selectboard Clerk: Sam Gould/Ashley Sterling
Town & School Treasurer, Term Ends 2023: Amber N. Baker
Town Administrator: Amber N. Baker
Town Clerk, Term Ends 2023: Cheryl Letourneau
Zoning Administrator: Cindy Deyak/Emily Johnson



2022 Town Warning

TOWN OF GEORGIA ANNUAL TOWN MEETING MARCH 1, 2022

The legal voters of the Town of Georgia, Vermont, are hereby notified and warned to gather for a virtual Informational Meeting on Monday, February 28, 2022, at 7:00 p.m. to review Town Meeting Articles. Visit www.townofgeorgia.com for details.

The legal voter of the Town of Georgia, Vermont are hereby notified and warned that the polls will be open from 7:00 a.m. to 7:00 p.m. at the Georgia Elementary & Middle School on Tuesday, March 1, 2022, to act on the following articles by Australian ballot:

ARTICLE 1: To elect all town officers as required:

- 1 Town Moderator for one year*
- 1 Selectboard member for three years*
- 1 Selectboard member for remaining one year, of a three year term*
- 2 Selectboard members for one year*
- 1 First Constable for one year*
- 1 Second Constable for one year*
- 1 Library Trustee for three years*
- 1 Library Trustee for remaining two years, of a three year term*
- 3 Library Trustees for one year*
- 1 Planning Commissioner for four years*
- 1 Georgia Industrial Development Corporation Director for three years*

ARTICLE 2: Shall the voters authorize payment of real and personal property taxes on Monday, October 17, 2022, by delivery to the town hall postmarked on or before that date?

ARTICLE 3: Shall the voters enter an agreement with the St. Albans Recreation Department to support the difference between the residential vs. non-residential rate at a cost of \$18,000.00 for a term of one year?

ARTICLE 4: Shall the voters establish a reserve fund to be called the **Contingency Reserve Fund** to be used for unanticipated revenue shortfalls and to pay non-recurring and unanticipated general and highway fund expenses, in accordance with 24 V.S.A. § 2804?

ARTICLE 5: Shall the voters authorize total fund expenditures for operating expenses of \$3,459,136.00 of which \$2,230,025.00 shall be raised by taxes and \$1,019,111.00 by non-tax revenues?

The legal voters of the Town of Georgia are further notified that voter qualification, registration, and absentee voting relative to said meeting shall be as provided in Chapters 43, 51 & 55 of Title 17, Vermont Statutes Annotated.

Adopted and approved at a meeting of the Selectboard of the Town of Georgia duly called, noticed, and held on January 27, 2022.

Georgia Selectboard:

Scott St. Onge, Chair

Kyle Grenier, Vice-Chair

Carolyn Branagan

Sara Nadeau

Michelle Phelps

Received by the Georgia Town Clerk's Office for record this 28 day of January 2022 at Georgia, Vermont and same is recorded in the posted records.

ATTEST: Chery Letourneau, Town Clerk

ANNUAL GEORGIA TOWN SCHOOL DISTRICT MEETING 2022

The legal voters of the Town of Georgia are hereby notified and warned to meet in a School District Meeting via zoom on Monday, February 28, 2022 A.D. at 6:00 in the afternoon to transact following business involving voting by Australian Ballot. Said Australian Ballot voting is to be on Tuesday, March 1, 2022 A.D. from 7:00 in the forenoon until 7:00 in the afternoon at the **Georgia Town School Gymnasium**. The legal voters of the Town of Georgia are also hereby warned of a public hearing and presentation of the proposed school budget to be held on Monday, February 28, 2022 A.D. at 6:00 in the afternoon via zoom <https://us02web.zoom.us/j/81297875710> Dial-in option available, 1-646-558-8656, Meeting ID:812 9787 5710.

ARTICLE 1: Shall the legal voters of said school district elect the following officers?
BY AUSTRALIAN BALLOT

- School Moderator for one-year term
- School Director for three-year term
- School Director for one-year term
- School Director for one-year term

ARTICLE 2: Shall the voters of said school district approve the school board to expend **\$14,562,325** which is the amount the school board has determined to be necessary for the ensuing fiscal year? It is estimated that this proposed budget, if approved, will result in education spending of **\$16,581.34 per equalized pupil**. This projected spending per equalized pupil is **3.81% higher** than spending for the current year. BY AUSTRALIAN BALLOT


ARTICLE 3: Shall the voters of said school district authorize the School Directors to borrow money for school expenses in anticipation of revenue for the ensuing year? BY AUSTRALIAN BALLOT

ARTICLE 4: Shall the reports of the School Directors concerning the previous year be accepted? BY AUSTRALIAN BALLOT

The legal voters of the Georgia Town School District are further notified that voter qualification, registration, and absentee voting relative to said meeting shall be as provided in Chapters 43, 51 and 55 of Title 17, Vermont Statutes Annotated.

Adopted and approved at a meeting of the Board of School Directors of the Georgia Town School District duly called, noticed, and held on January 13, 2022.

Kate Barnes



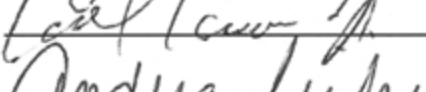
Ben Chiappinelli



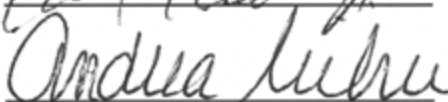
Jenna Rae Genest



Carl Laroe, Jr.



Andrea Milne



Received by Georgia Town Clerk's Office for record and this 26 th day of January 2022 at Georgia, VT and same is recorded in the posted records.

ATTEST:


Cheryl Letourneau, Town Clerk

Independent Auditor's Report

To the Select Board
Town of Georgia
Georgia, Vermont

Report on the Financial Statements

We have audited the accompanying financial statements of the governmental activities, each major fund, and the aggregate remaining fund information of the Town of Georgia, Vermont as of and for the year ended December 31, 2020, and the related notes to the financial statements, which collectively comprise the Town of Georgia, Vermont's basic financial statements as listed in the table of contents.

Management's Responsibility for the Financial Statements

Management is responsible for the preparation and fair presentation of these financial statements in accordance with the modified cash basis of accounting as described in Note 1; this includes determining that the modified cash basis of accounting is an acceptable basis for the preparation of the financial statements in the circumstances. Management is also responsible for the design, implementation, and maintenance of internal control relevant to the preparation and fair presentation of financial statements that are free from material misstatement, whether due to fraud or error.

Auditor's Responsibility

Our responsibility is to express opinions on these financial statements based on our audit. We conducted our audit in accordance with auditing standards generally accepted in the United States of America and the standards applicable to financial audits contained in *Government Auditing Standards*, issued by the Comptroller General of the United States. Those standards require that we plan and perform the audit to obtain reasonable assurance about whether the financial statements are free from material misstatement.

An audit involves performing procedures to obtain audit evidence about the amounts and disclosures in the financial statements. The procedures selected depend on the auditor's judgment, including the assessment of the risks of material misstatement of the financial statements, whether due to fraud or error. In making those risk assessments, the auditor considers internal control relevant to the entity's preparation and fair presentation of the financial statements in order to design audit procedures that are appropriate in the circumstances, but not for the purpose of expressing an opinion on the effectiveness of the entity's internal control. Accordingly, we express no such opinion. An audit also includes evaluating the appropriateness of accounting policies used and the reasonableness of significant accounting estimates made by management, as well as evaluating the overall presentation of the financial statements.

We believe that the audit evidence we have obtained is sufficient and appropriate to provide a basis for our audit opinions.

Opinions

In our opinion, the financial statements referred to above present fairly, in all material respects, the respective financial position of the governmental activities, each major fund, and the aggregate remaining fund information of the Town of Georgia, Vermont, as of December 31, 2020, and the respective changes in financial position thereof for the year then ended in accordance with the modified cash basis of accounting as described in Note 1.

Basis of Accounting***Other Matters******Other Information***

Our audit was conducted for the purpose of forming opinions on the financial statements that collectively comprise the Town of Georgia, Vermont's basic financial statements. The budgetary comparison information and the combining and individual nonmajor fund financial statements are presented for purposes of additional analysis and are not a required part of the basic financial statements. These schedules have not been subject to the auditing procedures applied in the audit of the basic financial statements and, accordingly we do not express an opinion or provide any assurance on them.

Other Reporting Required by Government Auditing Standards

In accordance with *Government Auditing Standards*, we have also issued our report dated May 27, 2021, on our consideration of the Town of Georgia, Vermont's internal control over financial reporting and on our tests of its compliance with certain provisions of laws, regulations, contracts, and grant agreements and other matters. The purpose of that report is solely to describe the scope of our testing of internal control over financial reporting and compliance and the results of that testing, and not to provide an opinion on the effectiveness of the Town of Georgia, Vermont's internal control over financial reporting or on compliance. That report is an integral part of an audit performed in accordance with *Government Auditing Standards* in considering the Town of Georgia, Vermont's internal control over financial reporting and compliance.

Telling & Hillman,
P.C. License #092.0131564
Middlebury, Vermont
May 27, 2021

Town of Georgia, VT General Ledger
Balance Sheet - December 31, 2021
General Fund

Account	Account Name	Period 12-Dec
ASSET		
1-1-00-00	CASH UNRESTRICTED	
1-1-00-00-01.00	General Fund Checking	\$ 188,621.87
1-1-00-00-01.05	Due To / From Other Funds	
1-1-00-00-01.10	Cash Drawer	\$ 100.00
1-1-00-00-01.15	Cash In Transit	\$ 69.40
1-1-00-00-01.25	Fire Department Petty Cash	\$ 500.00
	Total CASH UNRESTRICTED	\$ 189,291.27
TOTAL ASSET		\$ 189,291.27
LIABILITY		
1-2-00-00	ACCOUNTS PAYABLE	
1-2-00-00-00.00	Accounts Payable	\$ -
	Total ACCOUNTS PAYABLE	\$ -
1-2-00-05	PAYROLL	
1-2-00-05-10.05	FICA Withholding	\$ -
1-2-00-05-10.10	Federal Tax Withholding	\$ -
1-2-00-05-10.15	Vermont Tax Withholding	\$ -
1-2-00-05-10.25	Retirement Withholding	\$ 415.75
1-2-00-05-10.35	Dental Withholding	\$ -
1-2-00-05-10.36	Health Withholding	\$ -
1-2-00-05-10.37	Vision Withholding	\$ -
1-2-00-05-10.38	AFLAC Withholding	\$ -
	Total PAYROLL	\$ 415.75
1-2-00-10	TAX RELATED	
1-2-00-10-00.05	Due to Taxpayers	\$ (2,134.41)
1-2-00-10-00.10	Tax Clearing Account	\$ -
1-2-00-10-00.15	Prepaid Taxes	\$ (1,470.00)
	Total TAX RELATED	\$ (3,604.41)

Town of Georgia, VT General Ledger
Balance Sheet - December 31, 2021
General Fund

Account	Account Name	Period 12-Dec
1-2-00-20	CASH RESTRICTED	
1-2-00-20-10.65	Road Work Escrow	\$ (1,000.00)
1-2-00-20-10.86	Planning Legal Escrow	\$ (3,000.00)
1-2-00-20-10.87	Paving/Sidewalk Escrow	\$ (4,675.00)
1-2-00-20-10.95	Highway Project Fund	\$ (11,000.00)
	Total CASH RESTRICTED	\$ (19,675.00)
1-2-00-30	SHORT TERM DEBT	
1-2-00-30-00.05	Monies Due to School	\$ -
	Total SHORT TERM DEBT	\$ -
1-2-40-20	STATE OF VERMONT	
1-2-40-20-10.00	State of Vermont Marriage Licenses	\$ -
1-2-40-20-10.05	State of Vermont Dog Licenses	\$ -
1-2-40-20-10.10	State of Vermont Fish & Wildlife Licenses	\$ -
	Total STATE OF VERMONT	\$ -
TOTAL LIABILITY		\$ (22,863.66)
	FUND BALANCES	
1-3-00-00-00.00	Fund Balance	\$ (178,321.52)
1-3-00-00-00.05	Budgeted Fund Balance	\$ -
	Total Prior Years Fund Balance	\$ (178,321.52)
	Fund Balance Current Year	\$ 11,893.91
	Total Fund Balance	\$ (166,427.61)
	Total Liability, Fund Balance	\$ (189,291.27)

Town of Georgia, VT General Ledger
Balance Sheet - December 31, 2021
Impact Fees

Account	Account Name	Period 12-Dec	
ASSET			
3-1-00-00-00.00	Impact Fee Checking Account	\$	111,433.73
3-1-00-00-01.05	Due From / To General Fund	\$	-
TOTAL ASSET		<u>\$</u>	<u>111,433.73</u>
LIABILITY			
3-2-00-00-00.10	Impact Fee Deposits	\$	-
3-2-05-20	Administration Impact Fees		
3-2-05-20-04.39	013-1904 John & Marguerite McCracken	\$	(1,451.61)
3-2-05-20-04.40	022-1905 CAX LLC	\$	(754.00)
3-2-05-20-04.41	021-1905 Tim & Lisa Hurteau	\$	(754.00)
3-2-05-20-04.43	041-1907 Matthew Palmer	\$	(251.00)
3-2-05-20-04.44	055-1909 Tim Reed Construction	\$	(754.00)
3-2-05-20-04.45	066-1910 CAX LLC	\$	(754.00)
3-2-05-20-04.46	068-1911 Tim Reed Construction	\$	(754.00)
3-2-05-20-04.47	070-1911 Brian & Holly Thweatt	\$	(754.00)
3-2-05-20-04.48	075-1912 CAX LLC	\$	(754.00)
3-2-05-20-04.49	016-2005 Todd & Holley Cadieux	\$	(221.00)
3-2-05-20-04.50	021-2005 Marc & Jessica Leo	\$	(670.00)
3-2-05-20-04.51	030-2006 Kathy Rabtoy	\$	(670.00)
3-2-05-20-04.52	058-2007 Michael Bouthillette	\$	(670.00)
3-2-05-20-04.53	073-2008 Gary Gilmond III	\$	(670.00)
3-2-05-20-04.54	085-2009 New York Pinstripes	\$	(670.00)
3-2-05-20-04.55	092-2010 Kathy Rabtoy	\$	(670.00)
3-2-05-20-04.56	098-2011 Tim Reed Construction	\$	(670.00)
3-2-05-20-04.57	101-2011 Glenn & Mary Anne Sjoblom	\$	(670.00)
3-2-05-20-04.58	103-2012 Tim Reed Construction	\$	(670.00)
3-2-05-20-04.59	102-2012 Tim Reed Construction	\$	(670.00)
3-2-05-20-04.60	006-2102 Tim Reed Construction	\$	(670.00)
3-2-05-20-04.61	013-2103 Elderberry Lodge	\$	(221.00)
3-2-05-20-04.62	016-2103 Luke & Kacie Chagnon	\$	(670.00)
3-2-05-20-04.63	017-2103 Mark Ledoux	\$	(221.00)
3-2-05-20-04.64	023-2104 Chelsey Howard	\$	(221.00)
3-2-05-20-04.65	040-2105 Sandy Birch LLC	\$	(670.00)
3-2-05-20-04.66	041-2105 Sandy Birch LLC	\$	(670.00)
3-2-05-20-04.67	067-2106 Jackie Sawyer	\$	(221.00)
3-2-05-20-04.68	024-2106 Bill & Shannon Fogg	\$	(670.00)
3-2-05-20-04.69	058-2106 CAX, LLC	\$	(670.00)
3-2-05-20-04.70	059-2106 CAX, LLC	\$	(670.00)
3-2-05-20-04.71	060-2106 CAX, LLC	\$	(670.00)
3-2-05-20-04.72	065-2107 Marcel & Rose Cadieux	\$	(670.00)

Town of Georgia, VT General Ledger

Balance Sheet - December 31, 2021

Impact Fees

Account	Account Name	Period 12-Dec	
3-2-05-20-04.73	066-2107 Tim Reed Construction	\$	(670.00)
3-2-05-20-04.74	073-2108 Tim Reed Construction	\$	(670.00)
3-2-05-20-04.75	074-2109 Matt & Chelsea Boardman	\$	(670.00)
3-2-05-20-04.76	083-2109 GreenPointe LLC	\$	(670.00)
3-2-05-20-04.77	086-2110 CAX, LLC	\$	(670.00)
3-2-05-20-04.78	087-2110 CAX, LLC	\$	(670.00)
3-2-05-20-04.79	088-2110 John Fox	\$	(221.00)
3-2-05-20-04.80	091-2110 Tim Reed Construction	\$	(670.00)
3-2-05-20-04.81	094-2110 Stacey Ring	\$	(221.00)
3-2-05-20-99.00	Administration Accumulated Interest	\$	(3,041.02)
Total ADMINISTRATIVE IMPACT FEES		\$	(28,988.63)

3-2-05-36 Fire Department Impact Fees

3-2-05-36-04.45	066-1910 CAX LLC	\$	(248.03)
3-2-05-36-04.46	068-1911 Tim Reed Construction	\$	(863.00)
3-2-05-36-04.47	070-1911 Brian & Holly Thweatt	\$	(863.00)
3-2-05-36-04.48	075-1912 CAX LLC	\$	(863.00)
3-2-05-36-04.49	016-2005 Todd & Holley Cadieux	\$	(573.00)
3-2-05-36-04.50	021-2005 Marc & Jessica Leo	\$	(1,735.00)
3-2-05-36-04.51	030-2006 Kathy Rabtoy	\$	(1,735.00)
3-2-05-36-04.52	058-2007 Michael Bouthillette	\$	(1,735.00)
3-2-05-36-04.53	073-2008 Gary Gilmond III	\$	(1,735.00)
3-2-05-36-04.54	085-2009 New York Pinstripes	\$	(1,735.00)
3-2-05-36-04.55	092-2010 Kathy Rabtoy	\$	(1,735.00)
3-2-05-36-04.56	098-2011 Tim Reed Construction	\$	(1,735.00)
3-2-05-36-04.57	101-2011 Glenn & Mary Anne Sjoblom	\$	(1,735.00)
3-2-05-36-04.58	103-2012 Tim Reed Construction	\$	(1,735.00)
3-2-05-36-04.59	102-2012 Tim Reed Construction	\$	(1,735.00)
3-2-05-36-04.60	006-2102 Tim Reed Construction	\$	(1,735.00)
3-2-05-36-04.61	013-2103 Elderberry Lodge	\$	(573.00)
3-2-05-36-04.62	016-2103 Luke & Kacie Chagnon	\$	(1,735.00)
3-2-05-36-04.63	017-2103 Mark Ledoux	\$	(573.00)
3-2-05-36-04.64	023-2104 Chelsey Howard	\$	(573.00)
3-2-05-36-04.65	040-2105 Sandy Birch LLC	\$	(1,735.00)
3-2-05-36-04.66	041-2105 Sandy Birch LLC	\$	(1,735.00)
3-2-05-36-04.67	067-2106 Jackie Sawyer	\$	(573.00)
3-2-05-36-04.68	024-2106 Bill & Shannon Fogg	\$	(1,735.00)
3-2-05-36-04.69	058-2106 CAX, LLC	\$	(1,735.00)
3-2-05-36-04.70	059-2106 CAX, LLC	\$	(1,735.00)
3-2-05-36-04.71	060-2106 CAX, LLC	\$	(1,735.00)
3-2-05-36-04.72	065-2107 Marcel & Rose Cadieux	\$	(1,735.00)
3-2-05-36-04.73	066-2107 Tim Reed Construction	\$	(1,735.00)

Town of Georgia, VT General Ledger

Balance Sheet - December 31, 2021

Impact Fees

Account	Account Name		
3-2-05-36-04.74	073-2108 Tim Reed Construction	\$	(1,735.00)
3-2-05-36-04.75	074-2109 Matt & Chelsea Boardman	\$	(1,735.00)
3-2-05-36-04.76	083-2109 GreenPointe LLC	\$	(1,735.00)
3-2-05-36-04.77	086-2110 CAX, LLC	\$	(1,735.00)
3-2-05-36-04.78	087-2110 CAX, LLC	\$	(1,735.00)
3-2-05-36-04.79	088-2110 John Fox	\$	(573.00)
3-2-05-36-04.80	091-2110 Tim Reed Construction	\$	(1,735.00)
3-2-05-36-04.81	094-2110 Stacey Ring	\$	(573.00)
3-2-05-36-99.00	Fire Accumulated Interest	\$	(2,745.20)
Total FIRE DEPARTMENT IMPACT FEES		\$	(54,703.23)

3-2-05-38	First Response Impact Fees		
3-2-05-38-04.49	016-2005 Todd & Holley Cadieux	\$	(3.00)
3-2-05-38-04.50	021-2005 Marc & Jessica Leo	\$	(10.00)
3-2-05-38-04.51	030-2006 Kathy Rabtoy	\$	(10.00)
3-2-05-38-04.52	058-2007 Michael Bouthillette	\$	(10.00)
3-2-05-38-04.53	073-2008 Gary Gilmond III	\$	(10.00)
3-2-05-38-04.54	085-2009 New York Pinstripes	\$	(10.00)
3-2-05-38-04.55	092-2010 Kathy Rabtoy	\$	(10.00)
3-2-05-38-04.56	098-2011 Tim Reed Construction	\$	(10.00)
3-2-05-38-04.57	101-2011 Glenn & Mary Anne Sjoblom	\$	(10.00)
3-2-05-38-04.58	103-2012 Tim Reed Construction	\$	(10.00)
3-2-05-38-04.59	102-2012 Tim Reed Construction	\$	(10.00)
3-2-05-38-04.60	006-2102 Tim Reed Construction	\$	(10.00)
3-2-05-38-04.61	013-2103 Elderberry Lodge	\$	(3.00)
3-2-05-38-04.62	016-2103 Luke & Kacie Chagnon	\$	(10.00)
3-2-05-38-04.63	017-2103 Mark Ledoux	\$	(3.00)
3-2-05-38-04.64	023-2104 Chelsey Howard	\$	(3.00)
3-2-05-38-04.65	040-2105 Sandy Birch LLC	\$	(10.00)
3-2-05-38-04.66	041-2105 Sandy Birch LLC	\$	(10.00)
3-2-05-38-04.67	067-2106 Jackie Sawyer	\$	(3.00)
3-2-05-38-04.68	024-2106 Bill & Shannon Fogg	\$	(10.00)
3-2-05-38-04.69	058-2106 CAX, LLC	\$	(10.00)
3-2-05-38-04.70	059-2106 CAX, LLC	\$	(10.00)
3-2-05-38-04.71	060-2106 CAX, LLC	\$	(10.00)
3-2-05-38-04.72	065-2107 Marcel & Rose Cadieux	\$	(10.00)
3-2-05-38-04.73	066-2107 Tim Reed Construction	\$	(10.00)
3-2-05-38-04.74	073-2108 Tim Reed Construction	\$	(10.00)
3-2-05-38-04.75	074-2109 Matt & Chelsea Boardman	\$	(10.00)
3-2-05-38-04.76	083-2109 GreenPointe LLC	\$	(10.00)
3-2-05-38-04.77	086-2110 CAX, LLC	\$	(10.00)
3-2-05-38-04.78	087-2110 CAX, LLC	\$	(10.00)

Town of Georgia, VT General Ledger
Balance Sheet - December 31, 2021
Impact Fees

Account	Account Name	Period 12-Dec	
3-2-05-38-04.79	088-2110 John Fox	\$	(3.00)
3-2-05-38-04.80	091-2110 Tim Reed Construction	\$	(10.00)
3-2-05-38-04.81	094-2110 Stacey Ring	\$	(3.00)
3-2-05-38-99.00	First Response Accumulated Interest	\$	(0.17)
Total FIRST RESPONSE IMPACT FEES		\$	(281.17)
3-2-05-65	Parks & Recreation Impact Fees		
3-2-05-65-04.46	068-1911 Tim Reed Construction	\$	(211.11)
3-2-05-65-04.47	070-1911 Brian & Holly Thweatt	\$	(339.00)
3-2-05-65-04.48	075-1912 CAX LLC	\$	(339.00)
3-2-05-65-04.49	016-2005 Todd & Holley Cadieux	\$	(112.00)
3-2-05-65-04.50	021-2005 Marc & Jessica Leo	\$	(340.00)
3-2-05-65-04.51	030-2006 Kathy Rabtoy	\$	(340.00)
3-2-05-65-04.52	058-2007 Michael Bouthillette	\$	(340.00)
3-2-05-65-04.53	073-2008 Gary Gilmond III	\$	(340.00)
3-2-05-65-04.54	085-2009 New York Pinstripes	\$	(340.00)
3-2-05-65-04.55	092-2010 Kathy Rabtoy	\$	(340.00)
3-2-05-65-04.56	098-2011 Tim Reed Construction	\$	(340.00)
3-2-05-65-04.57	101-2011 Glenn & Mary Anne Sjoblom	\$	(340.00)
3-2-05-65-04.58	103-2012 Tim Reed Construction	\$	(340.00)
3-2-05-65-04.59	102-2012 Tim Reed Construction	\$	(340.00)
3-2-05-65-04.60	006-2102 Tim Reed Construction	\$	(340.00)
3-2-05-65-04.61	013-2103 Elderberry Lodge	\$	(112.00)
3-2-05-65-04.62	016-2103 Luke & Kacie Chagnon	\$	(340.00)
3-2-05-65-04.63	017-2103 Mark Ledoux	\$	(112.00)
3-2-05-65-04.64	023-2104 Chelsey Howard	\$	(112.00)
3-2-05-65-04.65	040-2105 Sandy Birch LLC	\$	(340.00)
3-2-05-65-04.66	041-2105 Sandy Birch LLC	\$	(340.00)
3-2-05-65-04.67	067-2106 Jackie Sawyer	\$	(112.00)
3-2-05-65-04.68	024-2106 Bill & Shannon Fogg	\$	(340.00)
3-2-05-65-04.69	058-2106 CAX, LLC	\$	(340.00)
3-2-05-65-04.70	059-2106 CAX, LLC	\$	(340.00)
3-2-05-65-04.71	060-2106 CAX, LLC	\$	(340.00)
3-2-05-65-04.72	065-2107 Marcel & Rose Cadieux	\$	(340.00)
3-2-05-65-04.73	066-2107 Tim Reed Construction	\$	(340.00)
3-2-05-65-04.74	073-2108 Tim Reed Construction	\$	(340.00)
3-2-05-65-04.75	074-2109 Matt & Chelsea Boardman	\$	(340.00)
3-2-05-65-04.76	083-2109 GreenPointe LLC	\$	(340.00)
3-2-05-65-04.77	086-2110 CAX, LLC	\$	(340.00)
3-2-05-65-04.78	087-2110 CAX, LLC	\$	(340.00)
3-2-05-65-04.79	088-2110 John Fox	\$	(112.00)
3-2-05-65-04.80	091-2110 Tim Reed Construction	\$	(340.00)

Town of Georgia, VT General Ledger

Balance Sheet - December 31, 2021

Impact Fees

Account	Account Name	Period 12-Dec	
3-2-05-65-04.81	094-2110 Stacey Ring	\$	(112.00)
3-2-05-65-99.00	Parks & Recreation Accumulated Interest	\$	(639.37)
Total PARKS & RECREATION IMPACT FEES		\$	(11,152.48)
3-2-05-70	Library Impact Fees		
3-2-05-70-04.08	060-1706 Ronnie & Carol Sweet	\$	(25.00)
3-2-05-70-04.23	025-1805 Shawn & Brenda Murphy	\$	(72.33)
3-2-05-70-04.24	026-1805 Bradley St. Pierre	\$	(75.00)
3-2-05-70-04.25	024-1805 CAX LLC	\$	(75.00)
3-2-05-70-04.26	036-1806 Keene Yandow	\$	(150.00)
3-2-05-70-04.27	044-1807 Hubert & Jerrilyn Remillard	\$	(25.00)
3-2-05-70-04.28	055-1808 Christopher & Kayla Panko	\$	(75.00)
3-2-05-70-04.29	059-1808 Joseph & Kathryn Anger	\$	(25.00)
3-2-05-70-04.30	060-1808 Chad Wheeler	\$	(25.00)
3-2-05-70-04.31	062-1808 Tim Reed Construction	\$	(75.00)
3-2-05-70-04.32	070-1809 Geoffrey & Lisa Dike	\$	(75.00)
3-2-05-70-04.33	075-1810 Jason & Erin Chagnon	\$	(75.00)
3-2-05-70-04.34	078-1810 Tim Reed Construction	\$	(75.00)
3-2-05-70-04.35	001-1902 McCracken Enterprises	\$	(75.00)
3-2-05-70-04.36	002-1903 Zachary Wood	\$	(75.00)
3-2-05-70-04.37	004-1903 David & Melanie Berno	\$	(75.00)
3-2-05-70-04.38	006-1904 Chad & Heather Nielsen	\$	(75.00)
3-2-05-70-04.39	013-1904 John & Marguerite McCracken	\$	(150.00)
3-2-05-70-04.40	022-1905 CAX LLC	\$	(75.00)
3-2-05-70-04.41	021-1905 Tim & Lisa Hurteau	\$	(75.00)
3-2-05-70-04.43	041-1907 Matthew Palmer	\$	(25.00)
3-2-05-70-04.44	055-1909 Tim Reed Construction	\$	(75.00)
3-2-05-70-04.45	066-1910 CAX LLC	\$	(75.00)
3-2-05-70-04.46	068-1911 Tim Reed Construction	\$	(75.00)
3-2-05-70-04.47	070-1911 Brian & Holly Thweatt	\$	(75.00)
3-2-05-70-04.48	075-1912 CAX LLC	\$	(75.00)
3-2-05-70-04.49	016-2005 Todd & Holley Cadieux	\$	(28.00)
3-2-05-70-04.50	021-2005 Marc & Jessica Leo	\$	(85.00)
3-2-05-70-04.51	030-2006 Kathy Rabtoy	\$	(85.00)
3-2-05-70-04.52	058-2007 Michael Bouthillette	\$	(85.00)
3-2-05-70-04.53	073-2008 Gary Gilmond III	\$	(85.00)
3-2-05-70-04.54	085-2009 New York Pinstripes	\$	(85.00)
3-2-05-70-04.55	092-2010 Kathy Rabtoy	\$	(85.00)
3-2-05-70-04.56	098-2011 Tim Reed Construction	\$	(85.00)
3-2-05-70-04.57	101-2011 Glenn & Mary Anne Sjoblom	\$	(85.00)
3-2-05-70-04.58	103-2012 Tim Reed Construction	\$	(85.00)
3-2-05-70-04.59	102-2012 Tim Reed Construction	\$	(85.00)

Town of Georgia, VT General Ledger

Balance Sheet - December 31, 2021

Impact Fees

Account	Account Name	Period 12-Dec	
3-2-05-70-04.60	006-2102 Tim Reed Construction	\$	(85.00)
3-2-05-70-04.61	013-2103 Elderberry Lodge	\$	(28.00)
3-2-05-70-04.62	016-2103 Luke & Kacie Chagnon	\$	(85.00)
3-2-05-70-04.63	017-2103 Mark Ledoux	\$	(28.00)
3-2-05-70-04.64	023-2104 Chelsey Howard	\$	(28.00)
3-2-05-70-04.65	040-2105 Sandy Birch LLC	\$	(85.00)
3-2-05-70-04.66	041-2105 Sandy Birch LLC	\$	(85.00)
3-2-05-70-04.67	067-2106 Jackie Sawyer	\$	(28.00)
3-2-05-70-04.68	024-2106 Bill & Shannon Fogg	\$	(85.00)
3-2-05-70-04.69	058-2106 CAX, LLC	\$	(85.00)
3-2-05-70-04.70	059-2106 CAX, LLC	\$	(85.00)
3-2-05-70-04.71	060-2106 CAX, LLC	\$	(85.00)
3-2-05-70-04.72	065-2107 Marcel & Rose Cadieux	\$	(85.00)
3-2-05-70-04.73	066-2107 Tim Reed Construction	\$	(85.00)
3-2-05-70-04.74	073-2108 Tim Reed Construction	\$	(85.00)
3-2-05-70-04.75	074-2109 Matt & Chelsea Boardman	\$	(85.00)
3-2-05-70-04.76	083-2109 GreenPointe LLC	\$	(85.00)
3-2-05-70-04.77	086-2110 CAX, LLC	\$	(85.00)
3-2-05-70-04.78	087-2110 CAX, LLC	\$	(85.00)
3-2-05-70-04.79	088-2110 John Fox	\$	(28.00)
3-2-05-70-04.80	091-2110 Tim Reed Construction	\$	(85.00)
3-2-05-70-04.81	094-2110 Stacey Ring	\$	(28.00)
3-2-05-70-99.00	Library Accumulated Interest	\$	(1,164.18)

Total LIBRARY IMPACT FEES

\$ (5,417.51)

3-2-10-30

Highway Impact Fees

3-2-10-30-04.55	092-2010 Kathy Rabtoy	\$	(31.73)
3-2-10-30-04.56	098-2011 Tim Reed Construction	\$	(495.00)
3-2-10-30-04.57	101-2011 Glenn & Mary Anne Sjoblom	\$	(495.00)
3-2-10-30-04.58	103-2012 Tim Reed Construction	\$	(495.00)
3-2-10-30-04.59	102-2012 Tim Reed Construction	\$	(495.00)
3-2-10-30-04.60	006-2102 Tim Reed Construction	\$	(495.00)
3-2-05-70-04.61	013-2103 Elderberry Lodge	\$	(163.00)
3-2-05-70-04.62	016-2103 Luke & Kacie Chagnon	\$	(495.00)
3-2-05-70-04.63	017-2103 Mark Ledoux	\$	(163.00)
3-2-05-70-04.64	023-2104 Chelsey Howard	\$	(163.00)
3-2-05-70-04.65	040-2105 Sandy Birch LLC	\$	(495.00)
3-2-05-70-04.66	041-2105 Sandy Birch LLC	\$	(495.00)
3-2-05-70-04.67	067-2106 Jackie Sawyer	\$	(163.00)
3-2-05-70-04.68	024-2106 Bill & Shannon Fogg	\$	(495.00)
3-2-05-70-04.69	058-2106 CAX, LLC	\$	(495.00)
3-2-05-70-04.70	059-2106 CAX, LLC	\$	(495.00)

Town of Georgia, VT General Ledger
Balance Sheet - December 31, 2021
Impact Fees

Account	Account Name	Period 12-Dec	
3-2-05-70-04.71	060-2106 CAX, LLC	\$	(495.00)
3-2-05-70-04.72	065-2107 Marcel & Rose Cadieux	\$	(495.00)
3-2-05-70-04.73	066-2107 Tim Reed Construction	\$	(495.00)
3-2-05-70-04.74	073-2108 Tim Reed Construction	\$	(495.00)
3-2-05-70-04.75	074-2109 Matt & Chelsea Boardman	\$	(495.00)
3-2-05-70-04.76	083-2109 GreenPointe LLC	\$	(495.00)
3-2-05-70-04.77	086-2110 CAX, LLC	\$	(495.00)
3-2-05-70-04.78	087-2110 CAX, LLC	\$	(495.00)
3-2-05-70-04.79	088-2110 John Fox	\$	(163.00)
3-2-05-70-04.80	091-2110 Tim Reed Construction	\$	(495.00)
3-2-05-70-04.81	094-2110 Stacey Ring	\$	(163.00)
3-2-10-30-99.00	Highway Accumulated Interest	\$	19.02
Total HIGHWAY IMPACT FEES		\$	(10,890.71)
Total LIABILITY, FUND BALANCE		\$	(111,433.73)

Town of Georgia, VT General Ledger
Balance Sheet - December 31, 2021
Long Term Debt

Account	Account Name	Period 12-Dec
ASSET		
4-1-00-00-01.05	Due To/From Other Funds	\$ -
	TOTAL ASSET	<u><u>\$ -</u></u>
LIABILITY		
4-2-00-30-00.28	2010 Vermont Municipal Bond Bank Loan	\$ (630,000.00)
4-2-00-30-00.45	2019 E-One Rescue Pumper Loan	\$ (144,700.73)
4-2-00-30-00.50	2019 Gilmond Land Purchase Loan	\$ (49,061.01)
4-2-00-30-00.55	2018 Loader Loan	\$ (57,516.91)
4-2-00-30-00.60	2020 Kenworth Loan	\$ (56,625.10)
4-2-00-30-00.65	2020 International Tandem Loan	\$ (39,330.00)
4-2-00-30-00.70	2005 E-One Ladder Truck Loan	\$ (100,000.00)
4-2-00-30-00.75	2021 Highway Garage Building Loan	\$ (3,000,000.00)
4-2-00-30-00.80	2020 GMC One-Ton Loan	\$ (48,208.00)
	TOTAL LIABILITY	<u><u>\$ (4,125,441.75)</u></u>
FUND BALANCE		
4-3-00-00-00.00	Fund Balance	\$ (4,125,441.75)
4-3-00-00-00.05	Budgeted Fund Balance	\$ -
	Total Prior Years Fund Balance	<u><u>\$ (4,125,441.75)</u></u>
	Total Liability, Fund Balance	<u><u>\$ (4,125,441.75)</u></u>

Town of Georgia, VT General Ledger
Balance Sheet - December 31, 2021
Reserve Funds & Restricted Funds

Account Name	Period 12-Dec
CASH RESTRICTED	
Administrative Reserve Fund	\$ 4,694.55
ARPA Funding	\$ 714,433.19
Bridge Reserve Fund	\$ 164,932.79
Cemetery Fund	\$ 25,032.52
Conservation General Fund	\$ 38,159.99
Conservation Reserve Fund	\$ 111,362.04
Fire Department Reserve Fund	\$ 96,501.34
First Response Reserve Fund	\$ 6,421.26
Highway Reserve Fund	\$ 87,364.35
Library Reserve Fund	\$ 10,216.10
Parks & Recreation Reserve Fund	\$ 28,729.14
Paving Restricted Fund	\$ 72,332.36
Planning Reserve Fund	\$ 967.04
Reappraisal Reserve Fund	\$ 252,087.35
Records Preservation	\$ 59,475.55
Total CASH RESTRICTED	\$ 1,672,709.57

Town of Georgia, VT General Ledger
2021 Trial Balance
2022 Proposed Budget

General Ledger Description	2021 Budget	2021 Actual	Variance	2022 Proposed
TAX REVENUES				
Current Year Taxes	\$ 2,002,131.00	\$ 1,765,622.45	\$ 236,508.55	\$ 2,320,025.00
Delinquent Taxes	\$ -	\$ 184,588.88	\$ (184,588.88)	\$ -
Interest: Delinquent Taxes	\$ 15,000.00	\$ 9,233.30	\$ 5,766.70	\$ 15,000.00
Delinquent Collector Fees	\$ 18,000.00	\$ 14,887.62	\$ 3,112.38	\$ 18,000.00
Municipal Tax Portion from State	\$ 14,000.00	\$ 17,133.00	\$ (3,133.00)	\$ 14,000.00
Total Tax Revenues	\$ 2,049,131.00	\$ 1,991,465.25	\$ 57,665.75	\$ 2,367,025.00
FEES, LICENSES, FINES				
State of Vermont Fines	\$ -	\$ 30.00	\$ (30.00)	\$ -
Development Review Board Fees	\$ 5,000.00	\$ 6,985.00	\$ (1,985.00)	\$ 6,000.00
Vault Time	\$ 1,500.00	\$ 1,471.00	\$ 29.00	\$ 1,500.00
Green Mountain Passports	\$ 50.00	\$ 80.00	\$ (30.00)	\$ 80.00
Zoning Fees	\$ 10,000.00	\$ 12,490.87	\$ (2,490.87)	\$ 11,000.00
DMV Registration Fees	\$ 200.00	\$ 164.00	\$ 36.00	\$ 200.00
Recording Fees	\$ 72,000.00	\$ 87,514.00	\$ (15,514.00)	\$ 80,000.00
Marriage Licenses	\$ 300.00	\$ 185.00	\$ 115.00	\$ 200.00
Hunting & Fishing Licenses	\$ 200.00	\$ 17.75	\$ 182.25	\$ 200.00
Overweight Permit Fees	\$ 1,000.00	\$ 955.00	\$ 45.00	\$ 1,000.00
Dog Licenses	\$ 3,000.00	\$ 2,610.00	\$ 390.00	\$ 4,000.00
Driveway Permit Fees	\$ 300.00	\$ 560.00	\$ (260.00)	\$ 450.00
Dog Fines	\$ -	\$ 25.00	\$ (25.00)	\$ -
Liquor Licenses	\$ 210.00	\$ 210.00	\$ -	\$ 210.00
Beach Pavilion Rental Fees	\$ 2,000.00	\$ 4,000.00	\$ (2,000.00)	\$ 3,500.00
Total Fees, Licenses & Fines	\$ 95,760.00	\$ 117,297.62	\$ (21,537.62)	\$ 108,340.00
STATE OF VERMONT				
State Aid to Highways	\$ 152,746.00	\$ 161,197.57	\$ (8,451.57)	\$ 152,744.00
Traffic Fines (Milton & VSP)	\$ 4,000.00	\$ 2,790.00	\$ 1,210.00	\$ 2,500.00
Railroad Tax	\$ 4,635.00	\$ 4,634.75	\$ 0.25	\$ 4,635.00
Pilot Payment (Pmt in Lieu of Taxes)	\$ 2,300.00	\$ 2,291.20	\$ 8.80	\$ 2,300.00
State & Federal Reimbursements	\$ 42,500.00	\$ 54,448.23	\$ (11,948.23)	\$ 43,000.00
State of Vermont Appraisal Funds	\$ 18,156.00	\$ 18,181.50	\$ (25.50)	\$ 18,190.00
Equalization Payment	\$ 2,136.00	\$ 2,139.00	\$ (3.00)	\$ 2,140.00
Total State of Vermont	\$ 226,473.00	\$ 245,682.25	\$ (19,209.25)	\$ 225,509.00
OTHER REVENUE				
School Reimbursement	\$ 37,000.00	\$ 40,732.31	\$ (3,732.31)	\$ 37,000.00
Miscellaneous Revenue	\$ 10,000.00	\$ 5,616.63	\$ 4,383.37	\$ 5,000.00
Interest On Investments	\$ 2,500.00	\$ 1,668.08	\$ 831.92	\$ 2,500.00
Insurance Claims/Refunds	\$ -	\$ 966.00	\$ (966.00)	\$ -
Greenbacker Capital Revenue	\$ 45,000.00	\$ 90,100.00	\$ (45,100.00)	\$ 45,000.00
Copier Income	\$ 9,000.00	\$ 7,498.86	\$ 1,501.14	\$ 7,500.00
Community Donations	\$ 3,000.00	\$ 1,730.00	\$ 1,270.00	\$ 5,000.00
Cell Tower Rent Payments	\$ 88,980.00	\$ 111,678.37	\$ (22,698.37)	\$ 107,400.00
Gifts to Town	\$ 600.00	\$ 75.00	\$ 525.00	\$ 600.00

Town of Georgia, VT General Ledger
2021 Trial Balance
2022 Proposed Budget

General Ledger Description	2021 Budget	2021 Actual	Variance	2022 Proposed
Library Revenue	\$ -	\$ 273.01	\$ (273.01)	\$ 200.00
Highway Revenue	\$ 500.00	\$ 2,274.00	\$ (1,774.00)	\$ 500.00
Highway Disaster Revenue	\$ -	\$ -	\$ -	\$ -
Total Other Revenue	\$ 196,580.00	\$ 262,612.26	\$ (66,032.26)	\$ 210,700.00
CAPITAL, GRANT, & LOAN REVENUE				
Restricted/Reserve Fund Revenue	\$ 215,421.00	\$ 188,696.48	\$ 26,724.52	\$ 221,751.00
Impact Fee Fund Revenue	\$ 34,500.00	\$ 28,249.47	\$ 6,250.53	\$ 44,500.00
Administration Grant Revenue	\$ -	\$ 995.00	\$ (995.00)	\$ -
Highway Grant Revenue	\$ -	\$ 17,296.40	\$ (17,296.40)	\$ 161,311.00
Fire Department Grant Revenue	\$ -	\$ 1,725.00	\$ (1,725.00)	\$ -
First Response Grant Revenue	\$ -	\$ -	\$ -	\$ -
Town Boards Grant Revenue	\$ 5,000.00	\$ -	\$ 5,000.00	\$ -
Parks and Recreation Grant Revenue	\$ -	\$ -	\$ -	\$ -
Library Grant Revenue	\$ -	\$ 9,682.98	\$ (9,682.98)	\$ -
Revenue From Loans	\$ 148,208.00	\$ 148,208.00	\$ -	\$ -
Total capital, Grant & Loan Revenue	\$ 403,129.00	\$ 394,853.33	\$ 8,275.67	\$ 427,562.00
TOTAL REVENUE	\$ 2,971,073.00	\$ 3,011,910.71	\$ (40,837.71)	\$ 3,339,136.00
GRANTS & CAPITAL EXPENDITURES				
Admin Purchase - Impact Fees	\$ 6,000.00	\$ 3,900.49	\$ (2,099.51)	\$ 15,000.00
Admin Purchase - Reserve Fund	\$ 6,000.00	\$ 6,400.00	\$ 400.00	\$ -
Admin Grant Expenditures	\$ -	\$ 2,551.99	\$ 2,551.99	\$ -
Appraisal Purchase - Reserve Fund	\$ 6,000.00	\$ -	\$ (6,000.00)	\$ -
Records Preservation Purchase - Reserve	\$ 4,000.00	\$ 1,478.34	\$ (2,521.66)	\$ 9,750.00
Town Boards Grant Expenditures	\$ -	\$ -	\$ -	\$ -
Conservation Reserve Fund Purchases	\$ -	\$ -	\$ -	\$ -
Conservation General Fund Purchases	\$ 5,600.00	\$ 2,000.00	\$ (3,600.00)	\$ 4,000.00
Conservation Comm Grant Purchases	\$ 5,000.00	\$ -	\$ (5,000.00)	\$ -
Fire Dept. Current Year Loan	\$ 100,000.00	\$ 100,000.00	\$ -	\$ -
Fire Dept. Purchase - Impact Fees	\$ 15,500.00	\$ 9,985.23	\$ (5,514.77)	\$ 19,000.00
Fire Dept. Purchase - Reserve Fund	\$ 69,854.00	\$ 69,865.04	\$ 11.04	\$ 71,495.00
Fire Dept. Grant Expenditures	\$ -	\$ 2,720.00	\$ 2,720.00	\$ -
First Response Current Year Loan	\$ -	\$ -	\$ -	\$ -
First Response Purchase - Reserve Fund	\$ -	\$ -	\$ -	\$ -
First Response Grant Expenditures	\$ -	\$ -	\$ -	\$ -
Parks/Rec Purchase - Impact Fee	\$ -	\$ -	\$ -	\$ -
Parks/Rec Purchase - Reserve Fund	\$ 15,000.00	\$ 3,934.38	\$ (11,065.62)	\$ 10,000.00
Parks/Rec Grant Expenditures	\$ -	\$ -	\$ -	\$ -
Library Purchase - Impact Fees	\$ -	\$ -	\$ -	\$ 2,500.00
Library Purchase - Reserve Fund	\$ -	\$ -	\$ -	\$ -
Library Grant Expenditures	\$ -	\$ 1,297.94	\$ 1,297.94	\$ -
Hwy Dept. Current Year Loan	\$ 48,208.00	\$ 48,208.00	\$ -	\$ -
Hwy Dept. Equip. Purchase - Impact Fees	\$ 13,000.00	\$ 14,363.75	\$ 1,363.75	\$ 8,000.00
Hwy Dept. Purchase - Reserve Funds	\$ 38,967.00	\$ 38,953.10	\$ (13.90)	\$ 56,506.00
Hwy Dept. Grant Expenditures	\$ -	\$ 95,052.82	\$ 95,052.82	\$ -

**Town of Georgia, VT General Ledger
2021 Trial Balance
2022 Proposed Budget**

General Ledger Description	2021 Budget	2021 Actual	Variance	2022 Proposed
State Aid Paving Money from Restricted	\$ 70,000.00	\$ 70,000.00	\$ -	\$ 70,000.00
Total Grants & Capital Expenditures	\$ 403,129.00	\$ 470,711.08	\$ 67,582.08	\$ 266,251.00
GENERAL GOVERNMENT ANNUAL BUDGETS				
SELECTBOARD				
Selectboard Salaries	\$ 5,500.00	\$ 5,500.00	\$ -	\$ 5,500.00
Administrative Salaries	\$ 110,000.00	\$ 92,931.08	\$ (17,068.92)	\$ 200,000.00
Fire Warden	\$ 200.00	\$ -	\$ (200.00)	\$ 200.00
Selectboard Expenses	\$ 1,000.00	\$ 1,171.72	\$ 171.72	\$ 1,100.00
Town Boards Salaries	\$ 1,000.00	\$ 200.00	\$ (800.00)	\$ 4,500.00
Streetlights	\$ 2,800.00	\$ 2,491.18	\$ (308.82)	\$ 2,600.00
Legal Expenses	\$ 30,000.00	\$ 12,456.43	\$ (17,543.57)	\$ 45,000.00
Admin Consultant Services	\$ 8,000.00	\$ 4,065.91	\$ (3,934.09)	\$ 1,000.00
Admin Contracted Services	\$ -	\$ -	\$ -	\$ 12,300.00
Capital Budget	\$ -	\$ -	\$ -	\$ -
Interest On Loan Payments	\$ 24,662.00	\$ 38,415.01	\$ 13,753.01	\$ 24,312.00
Property & Casualty Insurance	\$ 61,961.00	\$ 61,961.00	\$ -	\$ 58,939.00
Roadside Flags	\$ 1,000.00	\$ 779.65	\$ (220.35)	\$ 2,000.00
Insurance Claims	\$ -	\$ -	\$ -	\$ -
General Contingency	\$ 3,000.00	\$ -	\$ (3,000.00)	\$ 3,000.00
Total Selectboard	\$ 249,123.00	\$ 219,971.98	\$ (29,151.02)	\$ 360,451.00
VOTER APPROVED PURCHASES				
Vermont Municipal Bond Bank	\$ 70,000.00	\$ 70,000.00	\$ -	\$ 70,000.00
Municipal Expansion 10 Year Loan	\$ 11,670.00	\$ 11,659.83	\$ (10.17)	\$ -
Gilmond Land Purchase	\$ 15,607.00	\$ 15,610.48	\$ 3.48	\$ 15,974.00
Highway Garage Building Loan	\$ -	\$ -	\$ -	\$ 150,000.00
Highway Garage Building Loan Interest	\$ -	\$ -	\$ -	\$ 113,080.00
Total Voter Approved Purchases	\$ 97,277.00	\$ 97,270.31	\$ (6.69)	\$ 349,054.00
TOWN CLERK				
Town Clerk Salary	\$ 49,980.00	\$ 49,345.38	\$ (634.62)	\$ 51,730.00
Ballot Clerk's Salaries	\$ 2,500.00	\$ 2,099.15	\$ (400.85)	\$ 5,000.00
Assistant Clerk's Salaries	\$ 32,000.00	\$ 31,216.03	\$ (783.97)	\$ 34,000.00
Records Supplies	\$ 12,500.00	\$ 12,055.96	\$ (444.04)	\$ 13,000.00
Election Expenses	\$ 2,000.00	\$ 5,093.19	\$ 3,093.19	\$ 5,000.00
Dog Licenses	\$ 400.00	\$ 307.91	\$ (92.09)	\$ 500.00
Clerk's Misc. Expenses	\$ 50.00	\$ 15.54	\$ (34.46)	\$ 50.00
Total Town Clerk	\$ 99,430.00	\$ 100,133.16	\$ 703.16	\$ 109,280.00
TOWN TREASURER				
Treasurer/Tax Collector	\$ 24,000.00	\$ 23,849.34	\$ (150.66)	\$ 24,000.00
Ass't Treasurer & Tax Collector	\$ 250.00	\$ -	\$ (250.00)	\$ 250.00
Treasurer Misc. Expenses	\$ 50.00	\$ 50.00	\$ -	\$ 50.00

**Town of Georgia, VT General Ledger
2021 Trial Balance
2022 Proposed Budget**

General Ledger Description	2021 Budget	2021 Actual	Variance	2022 Proposed
Total Town Treasurer	\$ 24,300.00	\$ 23,899.34	\$ (400.66)	\$ 24,300.00
DELINQUENT TAX COLLECTOR				
DTC Collector's Fees	\$ 18,000.00	\$ 14,887.62	\$ (3,112.38)	\$ 18,000.00
DTC Collector's Misc. Expense	\$ 150.00	\$ -	\$ (150.00)	\$ 150.00
Total Delinquent Tax Collector	\$ 18,150.00	\$ 14,887.62	\$ (3,262.38)	\$ 18,150.00
MUNICIPAL OFFICES				
Admin Postage	\$ 6,000.00	\$ 8,838.36	\$ 2,838.36	\$ 8,000.00
Admin Office Supplies	\$ 4,000.00	\$ 3,623.67	\$ (376.33)	\$ 4,500.00
Municipal Office Building Supplies	\$ 1,000.00	\$ 838.05	\$ (161.95)	\$ 1,000.00
Admin Copier Expenses	\$ 4,000.00	\$ 3,911.03	\$ (88.97)	\$ 4,000.00
Printing/publishing	\$ 5,500.00	\$ 5,962.22	\$ 462.22	\$ 6,000.00
Admin Mileage	\$ 500.00	\$ 118.72	\$ (381.28)	\$ 500.00
Municipal Office Phone & Utilities	\$ 5,600.00	\$ 6,108.13	\$ 508.13	\$ 12,000.00
Municipal Office Phone	\$ 5,500.00	\$ 5,169.29	\$ (330.71)	\$ -
Admin Training	\$ 2,500.00	\$ 154.40	\$ (2,345.60)	\$ 2,500.00
Admin Computer Support	\$ 15,000.00	\$ 14,876.58	\$ (123.42)	\$ 20,000.00
Municipal Grounds Maintenance	\$ 500.00	\$ 288.97	\$ (211.03)	\$ 500.00
Admin Loan Interest	\$ -	\$ -	\$ -	\$ -
Admin Purchase - Current Year Taxes	\$ -	\$ -	\$ -	\$ -
Admin Equipment Repair	\$ -	\$ -	\$ -	\$ -
Admin Money to Reserve Fund	\$ 4,000.00	\$ 4,000.00	\$ -	\$ 4,000.00
Admin Miscellaneous Expense	\$ 50.00	\$ 45.20	\$ (4.80)	\$ 50.00
Total Municipal Offices	\$ 54,150.00	\$ 53,934.62	\$ (215.38)	\$ 63,050.00
BUILDINGS & GROUNDS				
Building Maintenance - Other	\$ 2,500.00	\$ 562.32	\$ (1,937.68)	\$ 2,500.00
Cemetery Maintenance	\$ 2,000.00	\$ 1,049.99	\$ (950.01)	\$ 2,000.00
Cemetery Mowing	\$ 350.00	\$ 554.00	\$ 204.00	\$ 600.00
Fire Dept. Building Maintenance	\$ 7,500.00	\$ 6,447.29	\$ (1,052.71)	\$ 10,000.00
Library Building Maintenance	\$ 6,000.00	\$ 5,703.57	\$ (296.43)	\$ 6,000.00
Town Hall Building Maintenance	\$ 5,000.00	\$ 5,716.91	\$ 716.91	\$ 5,000.00
Janitorial Supplies & Services	\$ 13,500.00	\$ 12,196.47	\$ (1,303.53)	\$ 13,500.00
Georgia Historical Society Bldg. & Svs.	\$ -	\$ -	\$ -	\$ 2,500.00
Total Buildings & Grounds	\$ 36,850.00	\$ 32,230.55	\$ (4,619.45)	\$ 42,100.00
PUBLIC SAFETY				
Constables	\$ 500.00	\$ 500.00	\$ -	\$ 500.00
Dispatching Services	\$ -	\$ -	\$ -	\$ 56,832.00
Emergency Medical Services	\$ 112,500.00	\$ 112,027.20	\$ (472.80)	\$ 68,565.00
Law Enforcement	\$ 112,000.00	\$ 67,249.31	\$ (44,750.69)	\$ 100,000.00
Total Public Safety	\$ 225,000.00	\$ 179,776.51	\$ (45,223.49)	\$ 225,897.00

Town of Georgia, VT General Ledger
2021 Trial Balance
2022 Proposed Budget

General Ledger Description	2021 Budget		2021 Actual		Variance	2022 Proposed	
ANIMAL CONTROL							
Animal Control Salaries	\$	2,200.00	\$	2,150.00	\$ (50.00)	\$	3,500.00
Animal Control Expenses	\$	500.00	\$	298.60	\$ (201.40)	\$	1,500.00
Animal Control Mileage	\$	1,000.00	\$	463.12	\$ (536.88)	\$	2,000.00
Total Animal Control	\$	3,700.00	\$	2,911.72	\$ (788.28)	\$	7,000.00
HEALTH OFFICER							
Health Officers Salaries	\$	620.00	\$	620.00	\$ -	\$	620.00
Health Officers Expenses	\$	200.00	\$	-	\$ (200.00)	\$	200.00
Health Officers Mileage	\$	50.00	\$	-	\$ (50.00)	\$	50.00
Total Health Officer	\$	870.00	\$	620.00	\$ (250.00)	\$	870.00
FIRE & RESCUE							
Fire & Rescue Salaries	\$	45,000.00	\$	42,671.00	\$ (2,329.00)	\$	88,444.00
Fire & Rescue Supplies	\$	400.00	\$	378.78	\$ (21.22)	\$	500.00
Fire & Rescue Medical Supplies	\$	-	\$	-	\$ -	\$	7,000.00
Fire & Rescue Solid Waste Disposal	\$	480.00	\$	388.86	\$ (91.14)	\$	480.00
Fire & Rescue Phone & Utilities	\$	10,000.00	\$	8,524.10	\$ (1,475.90)	\$	12,500.00
Fire & Rescue Phone	\$	5,400.00	\$	4,326.61	\$ (1,073.39)	\$	-
Fire & Rescue Training	\$	4,000.00	\$	4,167.98	\$ 167.98	\$	6,000.00
Fire Prevention	\$	1,500.00	\$	1,374.00	\$ (126.00)	\$	1,500.00
Fire & Rescue Dispatching	\$	4,547.00	\$	4,547.00	\$ -	\$	-
Fire & Rescue Loan Interest	\$	5,041.00	\$	5,028.48	\$ (12.52)	\$	4,990.00
Fire & Rescue Fuels & Oils	\$	3,000.00	\$	2,705.36	\$ (294.64)	\$	3,000.00
Fire & Rescue Loan - Current Year Taxes	\$	25,000.00	\$	25,000.00	\$ -	\$	24,380.00
Fire & Rescue Turn Out Gear	\$	9,000.00	\$	8,851.43	\$ (148.57)	\$	9,000.00
Fire & Rescue Hose	\$	2,500.00	\$	2,500.48	\$ 0.48	\$	2,750.00
Fire & Rescue Apparatus	\$	1,000.00	\$	1,398.40	\$ 398.40	\$	-
Fire & Rescue Communications Equip	\$	2,000.00	\$	2,471.00	\$ 471.00	\$	2,000.00
Fire & Rescue Computer & Office	\$	2,000.00	\$	1,835.98	\$ (164.02)	\$	2,000.00
Fire & Rescue Equipment Prchs & Repairs	\$	3,500.00	\$	3,208.76	\$ (291.24)	\$	5,500.00
Fire & Rescue Apparatus Prchs & Repairs	\$	9,000.00	\$	9,022.11	\$ 22.11	\$	10,500.00
Fire & Rescue Annual Required Testing	\$	10,000.00	\$	9,673.19	\$ (326.81)	\$	10,000.00
Fire Dept. Money to Reserve Fund	\$	100,000.00	\$	100,000.00	\$ -	\$	100,000.00
First Response Money to Reserve Fund	\$	-	\$	-	\$ -	\$	2,000.00
Fire & Rescue Awards	\$	500.00	\$	992.67	\$ 492.67	\$	2,000.00
Fire & Rescue Miscellaneous Expense	\$	500.00	\$	-	\$ (500.00)	\$	500.00
Total Fire & Rescue	\$	244,368.00	\$	239,066.19	\$ (5,301.81)	\$	295,044.00
FIRST RESPONSE							
First Response Salaries	\$	5,000.00	\$	4,053.00	\$ (947.00)	\$	-
First Response Supplies	\$	7,000.00	\$	3,488.21	\$ (3,511.79)	\$	-
First Response School/training	\$	1,100.00	\$	150.00	\$ (950.00)	\$	-
First Response Dispatching	\$	6,820.00	\$	6,820.00	\$ -	\$	-
First Response Oxygen	\$	250.00	\$	-	\$ (250.00)	\$	-
First Response Purchase - Current Yr. Taxes	\$	-	\$	-	\$ -	\$	-

Town of Georgia, VT General Ledger
2021 Trial Balance
2022 Proposed Budget

General Ledger Description	2021 Budget	2021 Actual	Variance	2022 Budget
First Response Equipment Repair	\$ 2,000.00	\$ -	\$ (2,000.00)	\$ -
First Response Money to Reserve Fund	\$ 2,000.00	\$ 2,000.00	\$ -	\$ -
First Response Misc. Expense	\$ 100.00	\$ -	\$ (100.00)	\$ -
Total First Response	\$ 24,270.00	\$ 16,511.21	\$ (7,758.79)	\$ -
SOLID WASTE MANAGEMENT				
Solid Waste Expenses	\$ 5,100.00	\$ 5,220.45	\$ 120.45	\$ 5,600.00
Green Up Day Bags	\$ 300.00	\$ 300.00	\$ -	\$ 300.00
Total Solid Waste	\$ 5,400.00	\$ 5,520.45	\$ 120.45	\$ 5,900.00
CONTRACTED ASSESSOR				
Assessor Contracted Services	\$ 48,300.00	\$ 47,636.17	\$ (663.83)	\$ 49,750.00
Appraisals	\$ -	\$ -	\$ -	\$ -
Lister Training	\$ 200.00	\$ -	\$ (200.00)	\$ -
Assessor Computer Support & Supplies	\$ 1,000.00	\$ 1,456.39	\$ 456.39	\$ 1,500.00
State Appraisal Money to Reserve Fund	\$ 16,000.00	\$ 16,042.50	\$ 42.50	\$ 16,100.00
Total Assessors	\$ 65,500.00	\$ 65,135.06	\$ (364.94)	\$ 67,350.00
AUDITORS				
Town Report Expense	\$ 2,500.00	\$ 2,108.50	\$ (391.50)	\$ -
Auditors' Expense	\$ 9,300.00	\$ 9,300.00	\$ -	\$ -
Auditors' Misc. Expenses	\$ -	\$ -	\$ -	\$ -
Total Auditors	\$ 11,800.00	\$ 11,408.50	\$ (391.50)	\$ -
TOWN BOARDS				
ZBA/PC Board Salaries	\$ 3,000.00	\$ 2,757.25	\$ (242.75)	\$ -
ZBA/PC Secretary Salary	\$ -	\$ -	\$ -	\$ -
Zoning / Planning Salaries	\$ 75,500.00	\$ 63,125.00	\$ (12,375.00)	\$ -
Zoning Board Expenses	\$ 100.00	\$ 39.95	\$ (60.05)	\$ -
Planning Comm. Expenses	\$ 100.00	\$ 66.60	\$ (33.40)	\$ -
Town Boards Mileage	\$ 250.00	\$ 55.10	\$ (194.90)	\$ -
Zoning & Planning Legal Expenses	\$ 15,000.00	\$ 7,342.59	\$ (7,657.41)	\$ -
Historical Society	\$ 2,550.00	\$ 2,867.31	\$ 317.31	\$ -
Total Town Boards	\$ 96,500.00	\$ 76,253.80	\$ (20,246.20)	\$ -
REGIONAL				
Franklin County Tax	\$ 55,126.00	\$ 55,126.10	\$ 0.10	\$ 58,000.00
NW Regional Planning Comm Dues	\$ 5,147.00	\$ 5,147.00	\$ -	\$ 5,246.00
VLCT Dues	\$ 6,704.00	\$ 6,704.00	\$ -	\$ 7,207.00
Other Dues	\$ 400.00	\$ 365.00	\$ (35.00)	\$ 400.00
FCIDC Dues	\$ 1,500.00	\$ 1,500.00	\$ -	\$ 1,500.00
Total Regional	\$ 68,877.00	\$ 68,842.10	\$ (34.90)	\$ 72,353.00

Town of Georgia, VT General Ledger
2021 Trial Balance
2022 Proposed Budget

General Ledger Description	2021 Budget	2021 Actual	Variance	2022 Budget
PARKS AND RECREATION				
Parks/Rec Salaries	\$ 10,000.00	\$ 10,354.32	\$ 354.32	\$ 8,000.00
TNC Public Water System Annual Expenses	\$ 1,000.00	\$ 1,289.88	\$ 289.88	\$ 1,500.00
Parks/Rec Supplies	\$ 750.00	\$ 548.89	\$ (201.11)	\$ 600.00
Parks/Rec Programs	\$ 3,700.00	\$ 3,283.24	\$ (416.76)	\$ 3,700.00
Parks/Rec Solid Waste Disposal	\$ 1,350.00	\$ 1,109.23	\$ (240.77)	\$ 1,350.00
Parks/Rec Mileage	\$ 550.00	\$ 670.60	\$ 120.60	\$ -
Parks/Rec Utilities	\$ 500.00	\$ 421.97	\$ (78.03)	\$ 400.00
Parks/Rec Building Maintenance	\$ 3,000.00	\$ 2,378.29	\$ (621.71)	\$ 3,000.00
Parks/Rec Equipment Fuel & Oils	\$ 600.00	\$ 541.35	\$ (58.65)	\$ 600.00
Parks/Rec Equipment Repair	\$ 750.00	\$ 906.76	\$ 156.76	\$ 1,000.00
Parks/Rec Community Events	\$ 3,000.00	\$ 1,730.00	\$ (1,270.00)	\$ 5,000.00
Parks/Rec Money to Reserve Fund	\$ 4,449.00	\$ 5,583.92	\$ 1,134.92	\$ 5,370.00
Parks/Rec Misc. Expense	\$ 100.00	\$ -	\$ (100.00)	\$ -
Total Parks and Recreation	\$ 29,749.00	\$ 28,818.45	\$ (930.55)	\$ 30,520.00
LIBRARY				
Library Salaries	\$ 72,443.00	\$ 70,094.88	\$ (2,348.12)	\$ 75,429.00
Library Sick pay	\$ 1,254.00	\$ 264.50	\$ (989.50)	\$ 1,276.00
Library Vacation	\$ 1,840.00	\$ 1,995.25	\$ 155.25	\$ 2,127.00
Library Bereavement	\$ -	\$ 143.60	\$ 143.60	\$ -
Library Holiday	\$ 2,024.00	\$ 1,380.00	\$ (644.00)	\$ 2,000.00
Library Social Security	\$ 5,216.00	\$ 4,803.30	\$ (412.70)	\$ 5,807.00
Library Retirement	\$ 3,588.00	\$ 3,662.47	\$ 74.47	\$ 3,771.00
Library Health Insurance	\$ 15,480.00	\$ 14,215.00	\$ (1,265.00)	\$ 15,480.00
Library HRA Funding	\$ 700.00	\$ 723.07	\$ 23.07	\$ 1,250.00
Library Dental Insurance	\$ 426.00	\$ 365.85	\$ (60.15)	\$ 426.00
Library Supplies	\$ 3,600.00	\$ 4,071.62	\$ 471.62	\$ 3,600.00
Library Adult Books	\$ 2,900.00	\$ 3,605.52	\$ 705.52	\$ 1,900.00
Library Children's Books	\$ 2,200.00	\$ 3,624.58	\$ 1,424.58	\$ 3,200.00
Library Periodicals	\$ -	\$ 168.50	\$ 168.50	\$ 1,000.00
Library Audio Visual	\$ 1,500.00	\$ 1,354.98	\$ (145.02)	\$ 1,500.00
Library Young Adult Books	\$ 800.00	\$ 1,874.44	\$ 1,074.44	\$ 1,000.00
Library Interlibrary Loan	\$ 550.00	\$ 949.39	\$ 399.39	\$ 550.00
Library Online/Electronic Resources	\$ 4,800.00	\$ 6,653.57	\$ 1,853.57	\$ 4,000.00
Library Photocopier Lease	\$ 1,150.00	\$ 1,522.30	\$ 372.30	\$ 1,150.00
Library & Food Shelf Utilities	\$ 9,289.00	\$ 11,355.93	\$ 2,066.93	\$ 11,000.00
Library Phone	\$ 1,944.00	\$ 2,105.92	\$ 161.92	\$ 1,944.00
Library Cell Phone Expense	\$ 540.00	\$ 476.88	\$ (63.12)	\$ 540.00
Library Training/Travel	\$ 600.00	\$ -	\$ (600.00)	\$ 900.00
Library Educational Programming	\$ 900.00	\$ 889.77	\$ (10.23)	\$ 1,200.00
Library Purchase - Current Year Taxes	\$ 1,650.00	\$ -	\$ (1,650.00)	\$ 1,650.00
Library Equipment Repair	\$ 200.00	\$ 1,431.85	\$ 1,231.85	\$ 200.00
Library Money to Reserve Fund	\$ 5,000.00	\$ 5,000.00	\$ -	\$ 5,000.00
Library Misc. Expense	\$ 100.00	\$ 1,454.72	\$ 1,354.72	\$ 100.00
Total Library	\$ 140,694.00	\$ 144,187.89	\$ 3,493.89	\$ 148,000.00

Town of Georgia, VT General Ledger
2021 Trial Balance
2022 Proposed Budget

General Ledger Description	2021 Budget	2021 Actual	Variance	2022 Budget
BENEFITS				
Sick Pay	\$ 10,000.00	\$ 3,582.01	\$ (6,417.99)	\$ 6,000.00
Vacation Pay	\$ 10,000.00	\$ 13,562.95	\$ 3,562.95	\$ 8,000.00
Bereavement Pay	\$ 1,000.00	\$ 2,119.32	\$ 1,119.32	\$ 1,000.00
Holiday Pay	\$ 18,000.00	\$ 17,001.30	\$ (998.70)	\$ 13,000.00
Social Security	\$ 50,000.00	\$ 48,941.85	\$ (1,058.15)	\$ 52,000.00
Retirement	\$ 40,000.00	\$ 40,407.91	\$ 407.91	\$ 40,000.00
Unemployment	\$ 1,358.00	\$ 1,360.00	\$ 2.00	\$ 1,464.00
Insurance - Health	\$ 150,000.00	\$ 112,254.59	\$ (37,745.41)	\$ 160,360.00
Insurance - HRA & HSA Funding	\$ 11,000.00	\$ 8,500.00	\$ (2,500.00)	\$ 11,000.00
Insurance - Cobra	\$ 750.00	\$ 792.50	\$ 42.50	\$ 750.00
Insurance - Dental	\$ 3,000.00	\$ 3,553.00	\$ 553.00	\$ 3,500.00
Highway Uniforms	\$ 8,000.00	\$ 8,048.24	\$ 48.24	\$ 8,500.00
Fire & Rescue Dept. A & D Insurance	\$ 4,785.00	\$ 4,785.00	\$ -	\$ 3,590.00
Workmen's Compensation	\$ 27,781.00	\$ 30,419.00	\$ 2,638.00	\$ 28,340.00
Total Benefits	\$ 335,674.00	\$ 295,327.67	\$ (40,346.33)	\$ 337,504.00
CONSERVATION				
Conservation Purchase - Current Year Taxes	\$ 5,000.00	\$ 4,368.45	\$ (631.55)	\$ 15,000.00
Conservation Money to Reserve Fund	\$ 5,000.00	\$ 5,000.00	\$ -	\$ 10,000.00
Conservation Money to General Fund	\$ 4,449.00	\$ 5,583.92	\$ 1,134.92	\$ 5,370.00
Total Conservation	\$ 14,449.00	\$ 14,952.37	\$ 503.37	\$ 30,370.00
TOTAL GENERAL GOVERNMENT	\$ 1,846,131.00	\$ 1,691,659.50	\$ (154,471.50)	\$ 2,187,193.00
HIGHWAY				
ROAD SURFACE MANAGEMENT				
Highway Regular Labor	\$ 118,940.00	\$ 166,563.25	\$ 47,623.25	\$ 142,000.00
Highway Overtime Labor	\$ 31,000.00	\$ 35,224.68	\$ 4,224.68	\$ 32,000.00
Highway Part-time Labor	\$ 3,000.00	\$ 2,469.78	\$ (530.22)	\$ 3,000.00
Paving/Blacktop	\$ 130,000.00	\$ 130,000.00	\$ -	\$ 250,000.00
Erosion Control	\$ -	\$ -	\$ -	\$ 3,100.00
Processed Aggregate	\$ 30,000.00	\$ 35,797.55	\$ 5,797.55	\$ 30,000.00
Dust Control	\$ 12,000.00	\$ 11,556.07	\$ (443.93)	\$ 12,000.00
State Permit Fee To Maintain Highways	\$ 5,000.00	\$ 510.00	\$ (4,490.00)	\$ 5,000.00
State Aid Paving Money to Restricted Fund	\$ 70,000.00	\$ 70,000.00	\$ -	\$ -
Total Road Surface	\$ 399,940.00	\$ 452,121.33	\$ 52,181.33	\$ 477,100.00
DRAINAGE MAINTENANCE				
Culverts	\$ 8,000.00	\$ 92.60	\$ (7,907.40)	\$ -
Erosion Control Materials	\$ 3,100.00	\$ 2,874.01	\$ (225.99)	\$ -
Total Drainage	\$ 11,100.00	\$ 2,966.61	\$ (8,133.39)	\$ -

Town of Georgia, VT General Ledger
2021 Trial Balance
2022 Proposed Budget

General Ledger Description	2021 Budget		2021 Actual		Variance	2022 Proposed	
ROADSIDE MAINTENANCE							
Tree/brush Removal	\$	3,750.00	\$	3,800.00	\$ 50.00	\$	5,000.00
Roadside Contracted Construction Svs.	\$	5,200.00	\$	4,650.00	\$ (550.00)	\$	18,000.00
Road signs	\$	2,500.00	\$	6,425.95	\$ 3,925.95	\$	4,000.00
Total Roadside	\$	11,450.00	\$	14,875.95	\$ 3,425.95	\$	27,000.00
WINTER MAINTENANCE							
Winter Regular Labor	\$	92,500.00	\$	38,984.43	\$ (53,515.57)	\$	50,000.00
Winter Overtime Labor	\$	42,500.00	\$	24,321.92	\$ (18,178.08)	\$	44,000.00
Winter Sand and Salt	\$	95,000.00	\$	80,243.68	\$ (14,756.32)	\$	105,000.00
Winter Parts and Supplies	\$	11,000.00	\$	3,045.64	\$ (7,954.36)	\$	11,000.00
Total Winter Maintenance	\$	241,000.00	\$	146,595.67	\$ (94,404.33)	\$	210,000.00
BRIDGES & CULVERTS							
Bridges & Culverts Contract Services	\$	-	\$	-	\$ -	\$	-
Bridges & Culverts Materials	\$	-	\$	-	\$ -	\$	8,000.00
Bridges & Culverts Purchase - Current Year	\$	-	\$	-	\$ -	\$	-
Bridges & Culverts Money to Reserve Fund	\$	10,000.00	\$	10,000.00	\$ -	\$	18,000.00
Total Bridges	\$	10,000.00	\$	10,000.00	\$ -	\$	26,000.00
EQUIPMENT							
Highway Fuels And Oils	\$	35,000.00	\$	37,632.65	\$ 2,632.65	\$	45,000.00
Highway Purchase - Current Year Taxes	\$	-	\$	6,800.00	\$ 6,800.00	\$	-
Small Tools and Equipment	\$	3,000.00	\$	2,321.05	\$ (678.95)	\$	4,000.00
Equipment Rental	\$	5,500.00	\$	763.95	\$ (4,736.05)	\$	6,000.00
Hwy Parts and Supplies	\$	5,700.00	\$	5,036.39	\$ (663.61)	\$	10,000.00
2012 Backhoe	\$	2,000.00	\$	8,369.96	\$ 6,369.96	\$	7,500.00
2010 GMC	\$	1,000.00	\$	1,124.92	\$ 124.92	\$	4,500.00
2017 Tandem	\$	3,000.00	\$	3,104.68	\$ 104.68	\$	3,000.00
Grader	\$	3,500.00	\$	1,640.21	\$ (1,859.79)	\$	7,500.00
Roadside Mower	\$	1,000.00	\$	666.79	\$ (333.21)	\$	1,000.00
2020 Tandem	\$	1,500.00	\$	1,759.10	\$ 259.10	\$	2,000.00
2018 Loader	\$	1,500.00	\$	909.00	\$ (591.00)	\$	1,500.00
2020 Kenworth	\$	1,500.00	\$	1,732.79	\$ 232.79	\$	1,500.00
2013 International	\$	3,000.00	\$	1,412.89	\$ (1,587.11)	\$	3,700.00
2014 International	\$	3,000.00	\$	6,924.45	\$ 3,924.45	\$	4,000.00
2020 GMC	\$	-	\$	649.02	\$ 649.02	\$	1,000.00
Loan Interest Payment	\$	5,379.00	\$	5,390.88	\$ 11.88	\$	4,148.00
Equipment Money to Reserve Fund	\$	100,000.00	\$	100,000.00	\$ -	\$	110,000.00
Total Equipment	\$	175,579.00	\$	186,238.73	\$ 10,659.73	\$	216,348.00
ROAD COMMISSIONER							
Road Commissioner Salary	\$	4,000.00	\$	4,000.00	\$ -	\$	-
Total Road Commissioner	\$	4,000.00	\$	4,000.00	\$ -	\$	-

Town of Georgia, VT General Ledger
2021 Trial Balance
2022 Proposed Budget

General Ledger Description	2021 Budget	2021 Actual	Variance	2022 Proposed
GARAGE EXPENSE				
Garage Bldg./Grnds Maint. Supplies	\$ 8,000.00	\$ 7,440.76	\$ (559.24)	\$ 8,000.00
Garage Phone & Utilities	\$ 12,000.00	\$ 10,891.88	\$ (1,108.12)	\$ 17,000.00
Garage Phone	\$ 2,500.00	\$ 2,221.26	\$ (278.74)	\$ -
Garage Misc. Expense	\$ 100.00	\$ 101.05	\$ 1.05	\$ 100.00
Total Garage	\$ 22,600.00	\$ 20,654.95	\$ (1,945.05)	\$ 25,100.00
DISASTER FUND				
Disaster Regular Labor	\$ -	\$ -	\$ -	\$ -
Disaster Overtime Labor	\$ -	\$ -	\$ -	\$ -
Disaster Materials/Equipment	\$ -	\$ -	\$ -	\$ -
Total Disaster	\$ -	\$ -	\$ -	\$ -
TOTAL HIGHWAY	\$ 875,669.00	\$ 837,453.24	\$ (38,215.76)	\$ 981,548.00
APPROPRIATIONS				
Age Well	\$ 1,100.00	\$ 1,100.00	\$ -	\$ 1,100.00
Franklin County Home Health	\$ 9,481.00	\$ 9,481.00	\$ -	\$ 9,481.00
Northwest Counseling & Support	\$ 2,600.00	\$ 2,600.00	\$ -	\$ 2,600.00
Franklin/Grand Isle Restorative Justice	\$ 750.00	\$ 750.00	\$ -	\$ 750.00
St. Albans Watershed Association	\$ 2,500.00	\$ 2,500.00	\$ -	\$ 2,500.00
Green Mountain Transit Agency	\$ 3,713.00	\$ 3,713.00	\$ -	\$ 3,713.00
Friends of Northern Lake Champlain	\$ 1,500.00	\$ 1,500.00	\$ -	\$ 1,500.00
Voices Against Violence/Laurie's House	\$ 2,500.00	\$ 2,500.00	\$ -	\$ 2,500.00
Total Appropriations	\$ 24,144.00	\$ 24,144.00	\$ -	\$ 24,144.00
TOTAL EXPENSES	\$ 3,149,073.00	\$ 3,023,967.82	\$ (125,105.18)	\$ 3,459,136.00
TOTAL REVENUE MINUS TAXES	\$ (968,942.00)			\$ (1,019,111.00)
CASH APPLIED TO BUDGET	\$ (178,000.00)			\$ (120,000.00)
TOTAL TO BE RAISED BY TAXES	\$ 2,002,131.00			\$ 2,320,025.00

Town of Georgia Proposed FY 2022 Budget

Revenues

Revenue Type	Proposed FY 22		Voter Approved FY 21
Property Taxes	\$2,320,025.00		\$2,002,131.00
Other Revenue	\$1,139,111.00		\$1,146,942.00
	\$3,459,136.00		\$3,149,073.00

Expenses

Department	Proposed FY 22		Voter Approved FY 21
Capital Expenditures	\$266,251.00		\$403,129.00
Selectboard	\$360,451.00		\$249,123.00
Town Clerk	\$109,280.00		\$99,430.00
Town Treasurer	\$24,300.00		\$24,300.00
Delinquent Tax Collector	\$18,150.00		\$18,150.00
Municipal Offices	\$63,050.00		\$54,150.00
Buildings & Grounds	\$42,100.00		\$36,850.00
Public Safety	\$225,897.00		\$225,000.00
Animal Control	\$7,000.00		\$3,700.00
Health Officer	\$870.00		\$870.00
Fire & Rescue	\$295,044.00		\$244,368.00
First Response	\$0.00		\$24,270.00
Solid Waste Mgt	\$5,900.00		\$5,400.00
Assessor	\$67,350.00		\$65,500.00
Auditor	\$0.00		\$11,800.00
Town Boards	\$0.00		\$96,500.00
Regional Taxes & Dues	\$72,353.00		\$68,877.00
Parks & Recreation	\$30,520.00		\$29,749.00
Library	\$148,000.00		\$140,694.00
Benefits	\$337,504.00		\$335,674.00
Conservation Commission	\$30,370.00		\$14,449.00
Highway	\$981,548.00		\$875,669.00
Appropriations	\$24,144.00		\$24,144.00
Voter Approved Purchases	\$85,974.00		\$97,277.00

Total Operating Budget	\$3,196,056.00	\$3,149,073.00
------------------------	----------------	----------------

1.49% Increase
over FY 21

Voter Approved Highway Garage Expenses

Highway Garage	\$150,000.00		\$0.00
Highway Garage Interest	\$113,080.00		\$0.00
Total Highway Garage	\$263,080.00		\$0.00

Overall Expenses Total

Operating Budget + Highway Garage	\$3,459,136.00		\$3,149,073.00
-----------------------------------	----------------	--	----------------

Town of Georgia Proposed FY 2022 Budget Highlights

The Selectboard spent a great deal of time this year building a budget believed to be reasonable and economical given several looming factors:

- The United States is experiencing unprecedented inflation rate growth.
- 2022 marks the first Highway Garage Project payment due.

Efforts have been made to support appropriate increases where necessary, in line with departmental requests, and to take advantage of an anticipated dip in capital spending.

Voters may notice areas where a 'zero' dollar amount is noted within the Proposed FY 22 budget. Each of these departments have been adjusted or restructured over the past year. Efforts have been made to better align the prior year departmental budgeted dollars into line items which now better reflect their new position within the Town. Areas of note are:

- First Response – the Fire Department and First Response Department have merged into Georgia Fire & Rescue. Therefore, these funds have been rolled into the 'Fire & Rescue' line.
- Auditor – In 2020 the Town transitioned from a board of volunteer auditors to a contracted, professional auditing firm. These funds have been rolled into the Admin Contracted Services line within the Selectboard Department.
- Town Boards – The majority of funds allocated within 'Town Boards' were spent within the Zoning & Planning Department. As the Town has transitioned to Development Review Board (DRB), DRB Salaries are now included in the 'Board Salaries' line under the Selectboard Department. Also of note, Zoning Administrator salary has moved to the Administrative Salaries line.

Through continued prudent budget building and management, the Town of Georgia continues to enjoy a lower municipal tax rate than many surrounding towns. The proposed 2022 operating budget is \$3,459,136.00 of which \$2,320,025.00 is to be raised by taxes. The overall tax rate increase will be approximately \$.04 cents.

SELECTBOARD HIGHLIGHTS – 2021

Town Elections – Held on March 2, 2021

For the first time in known history of the Town of Georgia there was no in-person Town Meeting held. To ensure the health & safety of our community, in accordance with Vermont Act 162, the Selectboard made the difficult decision to conduct all 2021 voting by Australian Ballot. These ballots were mailed to each Georgia registered voter. A virtual budget presentation was held prior to voting.

While the COVID-19 world has changed many things, even those as fundamental and historically important as Vermont Town Meeting Day, we anticipate a time when we can safely gather again to openly discuss and debate the business and future of our special town.

- Scott St. Onge and Kyle Grenier were elected to one-year terms on the Selectboard. Carolyn Branagan was elected to a three-year term. Jason Burt (3 year term ending 2022) & Tara Wright (3 year term ending 2023) carried their previously elected positions.
- The residents of Georgia approved a Town operating and capital budget of \$3,149,073.00 which translated into a Town tax rate of \$0.3142/per hundred of assessed property value.

Town Highways

The Highway Department did another excellent job of maintaining our roads, culverts, and ditches throughout the year.

- The Highway Department crew includes Road Foreman Todd Cadieux, Assistant Road Foreman Robert Quesnel, Driver/Mechanic Kyle Bigelow, Driver/Laborer Stuart Bigelow, and Driver/Laborer Brandon Calderwood.
- Approximately 2.85 miles of roadways were paved, including a portion of Decker Road, a long-anticipated project; repaving of Old Stage Road, and portions of Pattee Hill and Mill River Roads.
- Bridge work consisted of resurfacing the aging bridge-deck over the Mill River on Georgia Shore Road, and reconstruction of guardrails on the bridge over Rugg Brook on Mill River Road.

Town Offices & Administration

Our elected officials and employees have had another very busy, and productive, year. The Selectboard wishes to thank everyone involved for their resilience, hard work and tremendous public service.

- The Town Clerk is Cheryl Letourneau. Assistant Town Clerks are Dawn Penney and Cara Bryce-Parrott. The Clerk's Office welcomed Cara as an additional Assistant Town Clerk. Dawn & Cara each work part time and fill a critical role assisting the public.
- The Town welcomed Ashley Sterling, Bookkeeper & Selectboard Clerk in June. Sharon Bessette, Town Bookkeeper, retired after 7 years of service. Sam Gould, Selectboard Clerk, departed after relocating to a warmer climate, down south.
- Elected officials and employees continue to assist with Meals on Wheels deliveries in the Georgia community every Wednesday morning.
- Administration Impact Fees and budgeted monies were used to rebuild the failing cupola and repair the roof at the Town Office. Additional investments in remote-supporting technology were made with the purchase of one computer, and equipment for a second virtual meeting location at the Georgia Fire & Rescue community room.

Planning and Zoning

- Emily Johnson was hired as the Zoning Administrator in June.
- Longtime Zoning Administrator, Cindy Deyak retired in June, after 19 years of dedicated service. Lary Martell, Planning Coordinator also retired this summer. The Town hopes to fill Lary's vacancy with a replacement Administrative Assistant this year.
- Approximately \$59,960.00 was collected in Town Impact Fees. These funds are used to offset capital expenditures, as defined by the Capital Budget.
- New Zoning Regulations are in the final update process. The Town has transitioned to a Development Review Board (DRB).

Highway Garage Project

- Challenges facing the construction and service industry, supply chains, and unanticipated permitting delays have created hurdles for the Town to jump. Despite these challenges, we continue to anticipate a completed new garage within the planned, approved budget.
- Matt Young from Ascent Consulting continues as our municipal project manager.
- Connor Contracting, Inc. has been diligently preparing and planning to begin construction.
- Many of the necessary materials have been received. Groundbreaking is planned for early Spring. The Selectboard would like to extend their sincere appreciation to the voters of Georgia for your patience and understanding throughout the navigation of the entire process.

Items of Note

- 2021 brought about continued challenges, especially revolving around COVID-19. Continued efforts are being made across all Town departments to ensure safety and necessary productivity. We are thankful for the creativity and flexibility of staff members at the Town Office, Highway Department, Library, Fire & Rescue, and others, who continue to value serving the public in safe and effective manner.
- The Selectboard welcomed Sara Nadeau in April to fill the vacancy left by Jason Burt's resignation. Michelle Phelps was welcomed in October to fill the vacancy left by longtime member, Tara Wright. The board would like to thank Tara for a tremendous 18 years of continuous service.
- On June 5, 2021, the Majors baseball field at the Peter & Frances Mallett Recreation Area was dedicated in memory of Ed Breault.
- The Selectboard supported the return of Georgia Recreation Committee events: Music on the Green, with the complimentary addition of a Farmer's Market. Fall Fest returned to the Beach on September 18 featuring a live performance by Jamie Lee Thurston. All events were enthusiastically received after a season without gathering.
- Exceptional traffic and usage were observed at the Peter & Frances Mallett Recreation Area during the 2021 season; fueling new appreciation for the community support, yesterday and today, which make this park possible. 2 new benches were installed.

The Town is actively represented on the Northwest Regional Planning Commission Board of Commissioners, the NRPC Transportation Advisory Committee, the Georgia Industrial Development Corporation Board of Directors, and the Northwest Solid Waste District. The Selectboard and the Town Administrator would like to recognize and thank all Town employees and elected officials for the gifts of their talent and their professionalism and express their deep appreciation to all the volunteers who work so unselfishly in endeavors for Georgia.

Municipal government depends on the cooperative volunteer efforts of community members. The Town of Georgia is always in need of qualified individuals to serve as Town Officers, or as members of the Commissions and Boards. There are also special committees which may be chartered by the Selectboard. You may review the complete list of Town Officers in this Town Report. If you are interested in getting involved, please visit our website at www.townofgeorgia.com and click on the Volunteer Positions tab on the left side of the page, for the “Application for Volunteer Positions in Georgia Town Government” form.

The Selectboard meets at 7:00 p.m. on the second and fourth Mondays of each month.

Thank you on behalf of the Selectboard and Town Administrator.

Scott St. Onge, Chair
Kyle Grenier, Vice-Chair
Carolyn Branagan
Sara Nadeau
Michelle Phelps

Amber N Baker, Town Administrator

2022 CAPITAL BUDGET PROGRAM									
Capital Item	Dept.	Proposed 2022	Salvage	Estimated Net Cost	Financing	Impact Fees	Reserve Funds	2022 Taxes	Grant Funds
Town Hall Basement Renovations	Admin	\$ 10,000	\$ -	\$ 10,000	\$ -	\$ 10,000	\$ -	\$ -	\$ -
Computer Replacements	Admin	\$ 5,000	\$ -	\$ 5,000	\$ -	\$ 5,000	\$ -	\$ -	\$ -
Thermal Imaging Camera	Fire	\$ 9,000	\$ -	\$ 9,000	\$ -	\$ 9,000	\$ -	\$ -	\$ -
Portable Radios	Fire	\$ 5,000	\$ -	\$ 5,000	\$ -	\$ 5,000	\$ -	\$ -	\$ -
Postive Pressure Fan	Fire	\$ 5,000	\$ -	\$ 5,000	\$ -	\$ 5,000			
Pick-up Truck Replacement	Highway	\$ 8,000	\$ -	\$ 8,000	\$ -	\$ 8,000	\$ -	\$ -	\$ -
Book Purcahses	Library	\$ 2,500	\$ -	\$ 2,500	\$ -	\$ 2,500	\$ -	\$ -	\$ -
Vault Shelving & Scanner	Records Preservation	\$ 9,750	\$ -	\$ -	\$ -	\$ -	\$ 9,750	\$ -	\$ -
Tennis Court Resurfacing	Recreation	\$ 10,000	\$ -	\$ 10,000	\$ -	\$ -	\$ 10,000	\$ -	\$ -
Totals		\$ 64,250	\$ -	\$ 54,500	\$ -	\$ 44,500	\$ 19,750	\$ -	\$ -

**Town of Georgia
Dog Licenses
2021**

	#	Fees	State Fees	Pet Dealer	Late Fee	Farmer's Fee	Total Fees
Neutered	190	938.00	950.00	-	-	-	1,888.00
Spayed	214	1,062.00	1,070.00	-	4.00	-	2,136.00
Female	42	371.00	155.00	-	-	-	526.00
Male	25	246.00	100.00	-	-	-	346.00
Total	471	2,617.00	2,275.00	-	4.00	-	4,896.00

Georgia 2021 Billed Grand List
Tax Book Report
*** GRAND TOTALS ***

	MUNICIPAL	HOMESTEAD	NONHOMESTEAD
<hr/>			
TAXABLE PARCELS	2,271		
ACRES	23,688.88		
REAL	628,669,665	411,730,800	216,938,865
Add			
(+) NON-APPROVED CONTRACTS		0	0
(+) NON-APPROVED FARM CONTRACTS		0	0
(+) INVENTORY	0		
(+) EQUIPMENT	28,096,370		0
Subtract			
(-) VETERAN	1,480,000	1,280,000	200,000
(-) FARM STAB	0	0	0
(-) CURRENT USE	13,773,700	5,047,820	8,725,880
(-) CONTRACTS	3,900,000	0	0
(-) SPECIAL EXEMP.		0	4,921,365
<hr/>			
GRAND LIST	6,376,123.35	4,054,029.80	2,030,916.20
HOMESTEAD	545,987,800		
HOUSESITE	515,113,400		
LEASE	0.00		
NON-TAX COUNT	39		
NON-TAX VAL.	13,390,600		
LATE HOMESTEAD PENALTY:			6,225.62
<hr/>			
RATE NAME	TAX RATE	X GRAND LIST	= TOTAL RAISED
<hr/>			
NONHOMESTEAD ED.	1.7951	2,030,916.20	3,645,697.90
HOMESTEAD ED.	1.5719	4,054,029.80	6,372,529.52
LOCAL AGREEMENT	0.0029	6,376,123.35	18,491.07
TOWN	0.3142	6,376,123.35	2,003,377.60
TOTAL TAX			12,046,321.71

Town of Georgia, VT Delinquent Taxes
January 1, 2022
Kevin G. Webster, Delinquent Tax Collector

Parcel	Name	Tax Year	Principal & Interest
111890000	AJM Enterprises LLC	2020	708.57
111890000	AJM Enterprises LLC	2021	624.80
102130000	Cline Road LLC	2020	45.70
102130000	Cline Road LLC	2021	4,560.97
113030000	Cobb-Rozell Wanda	2020	148.89
113030000	Cobb-Rozell Wanda	2021	1,007.71
114880000	Decker Wade	2020	762.39
114880000	Decker Wade	2021	672.19
117790000	Decker Wade	2020	1,415.81
117790000	Decker Wade	2021	1,264.66
110990000	Durack Richard	2021	2,469.78
111090000	Gaudette Richard	2020	6,651.32
111090000	Gaudette Richard	2021	5,864.39
110771000	Graham Connie	2020	1,153.33
110771000	Graham Connie	2021	1,113.06
110400000	Holbrook Shawn & Melissa	2021	4,987.55
105690000	Horton Thomas & Carol	2021	2,242.77
111790000	Kargen Properties LLC	2020	779.43
111790000	Kargen Properties LLC	2021	687.27
111970000	Kargen Properties LLC	2020	796.61
111970000	Kargen Properties LLC	2021	702.35
100780000	Kidwell Robert & Valeria Georgia	2021	25.85
111110000	Lamothe Steven & Carol Ann	2021	1,887.29
111140000	Leblanc David & Sara	2021	6,716.75
103180000	Lyford Todd & Cindy	2021	2,292.32
111780000	Morgan Adam	2021	614.01
111930000	Morgan Brian	2020	690.79
111930000	Morgan Brian	2021	624.28
114930000	NSCM 2018-4 LLC	2021	4,961.68
115750000	Pamler Mary & Bourque Tamara	2020	1,257.32
115750000	Pamler Mary & Bourque Tamara	2021	1,611.83
107350000	Putnam James	2021	148.03
102480500	Rexford Danie & Jessica	2021	7,379.57
114760000	Reynolds Thomas & Lori	2021	1,734.94
112020000	Rhodeside Acres LLC	2020	7,503.22
112020000	Rhodeside Acres LLC	2021	9,406.31
111870000	RLM Properties LLC	2021	405.03
108080000	Sawyer Jacqueline	2021	3,532.29
104200400	Stommell Michelle & Cameron	2021	7,170.46
101860000	T&M Construction Development Corp.	2021	18,610.08
101880000	T.M.L Commerical LLC	2021	3,451.42
114070000	Valyou Estate	2020	6,519.33
114070000	Valyou Estate	2021	5,748.05

Town of Georgia, VT Delinquent Taxes
January 1, 2022
Kevin G. Webster, Delinquent Tax Collector

Parcel	Name	Tax Year	Principal & Interest
114710000	White David Andrew & Paula Jean	2021	311.51
Total:			\$ 131,261.91
Delinquent as of Jan. 1st, 2021			\$ 127,315.12
Delinquent as of Oct 16th, 2021			\$ 27,845.06
Delinquent Taxes turned over for collection			\$ 228,277.71
Interest added			\$ 10,267.86
Delinquent Principal Collected			\$ (207,240.92)
Delinquent Interest Collected			\$ (9,634.93)
Total Collected			\$ (216,875.85)
Abatements			\$ (17,722.93)
BCA Reductions			\$ -
Ending Balance as of Dec 31, 2021			\$ 131,261.91

Georgia Conservation Commission

Established March of 1993

The Georgia Conservation Commission is a seven-member board of townspeople who volunteer their time and effort to support the core mission, which is to “preserve, protect, and enhance the native plants, animals, and their habitats in the town of Georgia, for current and future generations.” Since 1993, commission members have donated countless hours of service to the town. Because of these efforts, Georgia currently boasts of 4 properties that are now protected from development and are open to *free* public use. These are the Russell Greene Natural Area, the Henley-Webster Town Forest, Lost Pond, and Silver Lake Woods.

Our various efforts are funded by a combination of donations, grants, revenue generated by leasing land for the Bovat Road cell tower, and modest taxes administered by the town Selectboard.

Much of our attention in 2021 was focused on Silver Lake Woods, a large, magnificent forest property abutting tranquil Silver Lake on the east side of town. In addition to ongoing maintenance of the property, the commission made some significant improvements as well. Among them are enhancements to the trail leading from the parking area northward into the property. Work there was done to mitigate a rather muddy stretch of trail, including removing a failing culvert, digging drainage ditches, and building up the trail with wood chips. In 2021, in part due to a grant from the US Forest Service, invasive plant controls were continued with the help of a licensed contractor, and a state forester. Tick-harboring plant species, chiefly buckthorn, were eradicated on the property, and a public forest-walk was held during the summer to educate the interested on these efforts. Further invasive mitigation will continue this year, and perhaps in years to follow. Improvements and maintenance to the footpaths continued, including fallen tree removal, mowing, trail marking, signage, and the construction of a wooden footbridge over the brook crossing the Wilcox Trail.

As done every year, the commission organized and promoted the annual Green Up Day efforts in May by distributing green trash bags to those looking to clean up local roadways, and by partnering with the town road crew and Northwest Solid Waste District. But it couldn't have been a success without the efforts of caring townsfolk out there walking the roadsides, green bag in hand, cleaning up litter. Thank you for helping our town stay beautiful!

On the subject of keeping things clean, in 2021 the commission partnered with Amy Brewer of the Franklin/Grand Isle Tobacco Prevention Coalition to organize volunteer cigarette butt clean up events. Mill River Falls, Russell Greene Natural Area, and the Arrowhead Lake state boat launch area all benefited from these efforts. Thanks Amy and volunteers!

The commission partnered with the Town Library to offer Story Walks at the Russell Greene Natural Area. Story Walks are opportunities for people to connect their love of reading and the outdoors and provide an activity for families. The Story Walks were out on the trail in summer and fall and enjoyed by numerous folks, such as those below.

In 2021, longtime commission member Rob Meader moved out of town, which sadly necessitated his resignation from the commission. Rob was a dedicated and active member of the commission, and his extensive knowledge, positive attitude, and gumption will be missed. Thank you, Rob, for your many years of service!



Two new members officially joined the commission in 2021 - Tanya Wells and Alysia Catalfamo, both of whom quickly proved their dedication and motivation to our core mission. Both bring new perspectives and unique skill-sets to the team, and we're grateful to have them! Also, due to record interest in volunteering on the commission, we created a new role, that of an 8th "Alternate Commission Member". This is someone who volunteers their time and efforts the same as the regular members but can only officially vote on commission actions in the event that one or more regular members are not at a given official meeting. This position was filled by Olga Ardova, whose good humor and can-do attitude is breathing new life into the commission. Welcome to you all!

Each year the Conservation Commission administers a \$1000 scholarship to a local high school senior who is planning to attend college with a major in a field relating to conservation, environmental studies, or ecology. In 2021, the commission was able to award two scholarships, and while we had numerous applicants, two stood out - Case Ballard, and Madison Drew. In addition to the scholarship, the commission hosted a summer BBQ for Case and Madison and their families. It was great getting to know the applicants, and learn more about their backgrounds, and future plans. Congratulations to both of you, and best of luck on your future professional endeavors!

2021 was a fruitful year for the Conservation Commission, and we look forward to continuing to serve the town in the years to come. If you have a passion for the outdoors, and for conserving our wild spaces for all to enjoy, please consider joining us, either by becoming an official member, or by volunteering your time, effort, and expertise. Respectfully submitted, Chris Bouchard (chair), Olga Ardova, Suzanna Brown, Alysia Catalfamo, Fred Grimm, Peter Mazurak, Ken Minck, Tanya Wells.

Zoning Administrator's Report 2021

This was a bittersweet year as Cindy Deyak, the Zoning Administrator for the past 19 years, retired in June. She was an invaluable asset to the town and its residents. Cindy was known for her exceptional knowledge of the zoning regulations and willingness to answer residents' questions as they arose. I would also like to personally thank Cindy for the training she provided while the role of Zoning Administrator was transferred over to myself. I would also like to thank Lary Martel for his service to the town as the Planning Coordinator and the insight he provided.

2021 has been a year of great changes in the Zoning and Planning departments. In August the Selectboard voted to create the Development Review Board (DRB). With this creation, the Zoning Board of Adjustment was dissolved, and the Planning Commission will now be tasked with drafting regulation re-writes, updating the town plan, and assisting the Selectboard in drafting new policies and ordinances. Their meetings were the 2nd and 4th Tuesday of the month at 7 p.m. Their new regular meeting schedule is the 2nd Tuesday of the month and if an additional meeting is needed, that would occur on the 4th Tuesday of the month. The Planning Commission board for 2021 was Suzanna Brown, Greg Drew, Tony Heinlein, Maurice 'Mo' Fitzgerald, Dave Vincent, and Eric Strong. The board also lost a long-time board member and friend when Maurice Fitzgerald passed away in December. Thanks for your many years of service Mo.

The DRB is now the quasi-judicial board that DRB will review and decide on proposed applications for Site Plans, Boundary Line Adjustments, Conditional Uses, Variances, appeals of Zoning Administrator decisions, and Subdivisions. The Zoning Administrator has taken on the duties of the Planning Coordinator and facilitates the operation of the DRB. The DRB regularly meets on the 1st and 3rd Tuesday of the month at 7 p.m. The 2021 DRB members were: Suzanna Brown, James Powell, Greg Drew, Gilles Rainville, Rich Hamlin, Cheryl Letourneau, Jennifer Desautels, and alternates: Lary Martel, Tony Heinlein, and Eric Strong.

Meetings for the Planning Commission and DRB will continue to be held in person at the town office and via Zoom. Zoom details are included on the meeting's agenda. The DRB had their meetings recorded and broadcasted by LCATV. Those recording can be viewed at www.lcatv.org/georgia.

A total of 99 building permits were issued this year, a decrease of 7 permits from 2020. New dwelling units increased from 10 in 2020 to 16 in 2021. The remaining building permits were issued for accessory structures which includes things like garages, sheds, decks, porches, pools, fences, and residential additions. There were three sign permits and one home occupation permit approved.

Before dissolution, the Zoning Board of Adjustment had one public hearing seeking approval of signs being placed on a parcel in the B-1 (Business) zoning district for a local company that sells sheds.

This year also saw major progress in the re-write of the Town of Georgia Development Regulations. The Planning Commission held a publicly warned Public Comment meeting on August 19, 2021, for the draft regulations. The Selectboard held their publicly warned Public Comment meeting on October 11, 2021. Edits made based on public input have been reviewed by the Town's legal counsel and the whole process will be finalized in early 2022.

Please visit our website at www.townofgeorgia.com and click "Public Documents". To view zoning regulations and applications select "Zoning/Subdivision Regs" for planning documents, please

select “Development Review Board (DRB)”. The meeting schedule for 2022, upcoming agendas, and past meeting minutes can also be found on the town website. I can be reached in the office Monday-Friday 8:30 a.m.- 4 p.m., via phone at 802-524-3524, or email zoning@townofgeorgia.com.

I look forward to serving the Town of Georgia as the Zoning Administrator in the upcoming year, and years to come.

Kind regards,

Emily R. Johnson

Zoning Administrator

Town of Georgia, VT
2021 Impact Fees Paid
December 31, 2021

Permit Number	Applicant	Reference	Impact Fee
BP-006-21	Reed, Tim	Single Family Dwelling	\$ 3,335.00
BP-013-21	Dolby, Deborah/Martin, Peter	Accessory Dwelling Unit	\$ 1,100.00
BP-016-21	Chagnon, Luke & Kacie	Single Family Dwelling	\$ 3,335.00
BP-017-21	Ledoux, Mark & Cheryl	Accessory Dwelling Unit	\$ 1,100.00
BP-023-21	Howard, Chelsey	Accessory Dwelling Unit	\$ 1,100.00
BP-024-21	Fogg, Bill & Shannon	Single Family Dwelling	\$ 3,335.00
BP-040-21	Sandy Birch, LLC	Single Family Dwelling	\$ 3,335.00
BP-041-21	Sandy Birch, LLC	Single Family Dwelling	\$ 3,335.00
BP-051-21	Sawyer, Jacqueline	Accessory Dwelling Unit	\$ 1,100.00
BP-058-21	CAX, LLC	Single Family Dwelling	\$ 3,335.00
BP-059-21	CAX, LLC	Single Family Dwelling	\$ 3,335.00
BP-060-21	CAX, LLC	Single Family Dwelling	\$ 3,335.00
BP-065-21	Reed, Tim	Single Family Dwelling	\$ 3,335.00
BP-066-21	Sandy Birch, LLC	Single Family Dwelling	\$ 3,335.00
BP-073-21	Sandy Birch, LLC	Single Family Dwelling	\$ 3,335.00
BP-074-21	Boardman, Matt & Chelsea	Single Family Dwelling	\$ 3,335.00
BP-083-21	Greenpointe, LLC	Single Family Dwelling	\$ 3,335.00
BP-086-21	CAX, LLC	Single Family Dwelling	\$ 3,335.00
BP-087-21	CAX, LLC	Single Family Dwelling	\$ 3,335.00
BP-088-21	Fox, John	Accessory Dwelling Unit	\$ 1,100.00
BP-091-21	Sandy Birch, LLC	Single Family Dwelling	\$ 3,335.00
BP-094-21	Ring, Stacey	Accessory Dwelling Unit	\$ 1,100.00
Total Impact Fees Paid to the Town			\$ 59,960.00

Town of Georgia, Vermont Planning and Zoning

Permit applications received between 01/01/2021 and 12/31/2021

The following permit types are included in this report
Building, Conditional use, Sign, Variance, Zoning

<u>Parcel number</u>	<u>Permit no</u>	<u>Owner name</u>	<u>Applicant name</u>	<u>Applied date</u>	<u>Permit type</u>	<u>Fee paid</u>
113760000	BP-001-21	SMITH, ERIC & LORI	SMITH, ERIC & LORI	01/13/2021	Building	50.00
114310000	BP-002-21	GOEBEL, KARYN	GOEBEL, KARYN	01/13/2021	Building	54.95
109850000	BP-003-21	HEARTH & STONE	REILLY, LUCAS	01/25/2021	Building	155.60
110030000	BP-004-21	VARHUE, WALTER AND	VARHUE, WALTER AND	01/27/2021	Building	81.75
110770000	BP-005-21	BLACKMORE, ANDREW	BLACKMORE, ANDREW	02/01/2021	Building	0.00
112490604	BP-006-21	CADIEUX, MARCEL & ROSE	REED, TIM	02/08/2021	Building	290.25
111840000	BP-007-21	COBB, GERALD & GAYLE	COBB, GERALD & GAYLE	02/16/2021	Building	154.00
115710002	BP-008-21	PALMER, MATTHEW	PALMER, MATTHEW	03/03/2021	Building	25.00
102040000	BP-009-21	FRASER HOLDINGS, LLC	FRASER HOLDINGS, LLC	03/08/2021	Building	95.05
107460400	BP-010-21	SHAFFER, MARY & DEVON	SHAFFER, MARY & DEVON	03/15/2021	Building	25.00
107230000	BP-011-21	EDGERLEY, PHILIP &	EDGERLEY, PHILIP &	03/15/2021	Building	25.00
117050000	BP-012-21	HAMLIN, DAVID & WENDY	HAMLIN, DAVID & WENDY	03/15/2021	Building	62.00
108140000	BP-013-21	DOLBY, DEBORAH	DOLBY, DEBORAH	03/15/2021	Building	134.35
104320000	BP-014-21	LACLAIR, MICHAEL SR	LACLAIR, MICHAEL SR	03/23/2021	Building	123.50
110740000	BP-015-21	TROMBLEY, JAMES &	TROMBLEY, JAMES &	03/23/2021	Building	62.00
104200200	BP-016-21	CHAGNON, LUKE & KACIE	CHAGNON, LUKE & KACIE	03/21/2021	Building	387.45
105360000	BP-017-21	SAMG V1, LLC	LEDoux, MARK & CHERYL	03/23/2021	Building	431.60
102090200	BP-018-21	LAHAIE, WILLIAM & TANYA	LAHAIE, WILLIAM & TANYA	03/29/2021	Building	25.00
117850012	BP-019-21	SULLIVAN, BRIAN & STACEY	SULLIVAN, BRIAN & STACEY	03/29/2021	Building	25.00
101410300	BP-020-21	AUBIN, JOHN	AUBIN, JOHN	03/30/2021	Building	50.00
115140000	BP-021-21	RYAN, HAROLD	RYAN, HAROLD	04/06/2021	Building	100.00
114480000	BP-022-21	WHITNEY, JAY & KAREN	WHITNEY, JAY & KAREN	04/05/2021	Building	50.00
103090000	BP-023-21	HOWARD, CHELSEY	HOWARD, CHELSEY	04/12/2021	Building	280.02
114870100	BP-024-21	FOGG, BILL & SHANNON	FOGG, BILL & SHANNON	06/09/2021	Building	347.45
118100000	BP-025-21	GEORGIA ELEMENTARY	GEORGIA ELEMENTARY	04/14/2021	Building	50.00
118100000	BP-026-21	GEORGIA ELEMENTARY	GEORGIA ELEMENTARY	04/14/2021	Building	50.00
117770000	BP-027-21	STANLEY, ANDREW &	STANLEY, ANDREW &	04/19/2021	Building	25.00
115210200	BP-028-21	FRECHETTE, KENNETH &	FRECHETTE, KENNETH &	04/19/2021	Building	169.35
104340000	BP-029-21	ANTHONY GAMACHE, LLC	ANTHONY GAMACHE, LLC	04/20/2021	Building	207.60
104920000	BP-030-21	SWAINBANK, GWEN & TONY	SWAINBANK, GWEN & TONY	04/26/2021	Building	25.00

Town of Georgia, Vermont Planning and Zoning

Permit applications received between 01/01/2021 and 12/31/2021

The following permit types are included in this report
Building, Conditional use, Sign, Variance, Zoning

<u>Parcel number</u>	<u>Permit no</u>	<u>Owner name</u>	<u>Applicant name</u>	<u>Applied date</u>	<u>Permit type</u>	<u>Fee paid</u>
109690000	BP-031-21	LESAGE, DALE	LESAGE, DALE	04/28/2021	Building	90.70
110930400	BP-032-21	GIBSON, MITCHELL	GIBSON, MITCHELL	05/03/2021	Building	25.00
109110000	BP-033-21	PILLSBURY, BRIAN & JOAN	PILLSBURY, BRIAN & JOAN	05/04/2021	Building	50.00
102470400	BP-034-21	NIELSON, CHAD &	NIELSON, CHAD &	05/05/2021	Building	25.00
103480000	BP-035-21	BROWN, PARKER	BROWN, PARKER	05/10/2021	Building	25.00
113110000	BP-036-21	LAMOY, SHEILA & JOHN	LAMOY, SHEILA & JOHN	05/10/2021	Building	50.00
107200000	BP-037-21	CHARRON, JOSEPH	CHARRON, JOSEPH	05/11/2021	Building	25.00
116040000	BP-038-21	VALYOU, NATHAN &	VALYOU, NATHAN &	05/12/2021	Building	59.80
116040000	BP-039-21	VALYOU, NATHAN &	VALYOU, NATHAN &	05/12/2021	Building	25.00
113220011	BP-040-21	SANDY BIRCH, LLC	SANDY BIRCH, LLC	05/12/2021	Building	290.00
113220001	BP-041-21	SANDY BIRCH, LLC	SANDY BIRCH, LLC	05/12/2021	Building	233.80
116460000	BP-042-21	LOWEL, ERIN & JASON	LOWEL, ERIN & JASON	05/15/2021	Building	84.80
117850013	BP-043-21	NI, WEN YING	NI, WEN YING	05/17/2021	Building	50.00
104200100	BP-044-21	LEO, MARC & JESSICA	LEO, MARC & JESSICA	05/17/2021	Building	25.00
116600000	BP-045-21	LACLAIR, MORGAN	LACLAIR, MORGAN	05/20/2021	Building	25.00
113320000	BP-046-21	SIMPSON, FRANCIS	SIMPSON, FRANCIS	06/01/2021	Building	25.00
117850005	BP-047-21	OLSON, LINDSEY & NICK	OLSON, LINDSEY & NICK	05/26/2021	Building	25.00
109970800	BP-048-21	HOBART, LORI & MAYS,	HOBART, LORI & MAYS,	06/02/2021	Building	50.00
105400000	BP-049-21	ANN EATON	ANN EATON	06/04/2021	Building	58.40
104430300	BP-050-21	VENTURA, JENNIFER &	VENTURA, JENNIFER &	06/07/2021	Building	50.00
108080000	BP-051-21	SAWYER, JACQUELINE	SAWYER, JACQUELINE	06/18/2021	Building	139.20
116110000	BP-052-21	BOISSONNEALUT, JAY &	BOISSONNEALUT, JAY &	06/09/2021	Building	25.00
104380200	BP-053-21	VESTER, SARA & GRANGER	VESTER, SARA & GRANGER	06/10/2021	Building	50.00
11240000	BP-054-21	ROONEY, TERRY L	ROONEY, TERRY L	06/17/2021	Building	50.00
112230000	BP-055-21	CHRISTOPHER & DIANA	CHRISTOPHER & DIANA	06/18/2021	Building	25.00
117850014	BP-056-21	DEWEY-RAINVILLE,	DEWEY-RAINVILLE,	06/22/2021	Building	25.00
114310000	BP-057-21	GOEBEL, KARYN	GOEBEL, KARYN	06/28/2021	Building	50.00
116400212	BP-058-21	CAX, LLC	CARL LAROE	06/29/2021	Building	191.80
116400213	BP-059-21	CAX, LLC	CARL LAROE	06/29/2021	Building	191.80
116400216	BP-060-21	CAX, LLC	CARL LAROE	06/29/2021	Building	191.80

Town of Georgia, Vermont Planning and Zoning

Permit applications received between 01/01/2021 and 12/31/2021

The following permit types are included in this report
Building, Conditional use, Sign, Variance, Zoning

<u>Parcel number</u>	<u>Permit no</u>	<u>Owner name</u>	<u>Applicant name</u>	<u>Applied date</u>	<u>Permit type</u>	<u>Fee paid</u>
113300000	BP-061-21	NADEAU, ROGER &	NADEAU, ROGER &	06/28/2021	Building	50.00
107390000	BP-062-21	ROY, ALLISON & BRYAN	ROY, ALLISON & BRYAN	06/29/2021	Building	25.00
101920200	BP-063-21	COWHIG, JOE & SARAH	COWHIG, JOE & SARAH	06/29/2021	Building	25.00
117850002	BP-064-21	PROVOST, KATHRYN	PROVOST, KATHRYN	07/12/2021	Building	25.00
112490002	BP-065-21	CADIEUX, MARCEL & ROSE	REED, TIM	07/13/2021	Building	274.90
113220007	BP-066-21	SANDY BIRCH, LLC	SANDY BIRCH, LLC	07/20/2021	Building	333.55
110860000	BP-067-21	MEUNIER, WARREN & JILL	MEUNIER, WARREN & JILL	07/22/2021	Building	25.00
112610000	BP-068-21	HAYDEN, CHRIS	HAYDEN, CHRIS	07/30/2021	Building	119.20
112610000	BP-069-21	HAYDEN, CHRIS	HAYDEN, CHRIS	07/30/2021	Building	25.00
10407030-0	BP-070-21	NY PINSTRIPES INC	BORMAN, PETE & JULIE	08/05/2021	Building	230.00
109720000	BP-071-21	BROTHERS, ROBERT &	BROTHERS, ROBERT &	08/10/2021	Building	66.00
112940000	BP-072-21	DUGGENTO, KIM &	DUGGENTO, KIM &	08/10/2021	Building	70.00
113220009	BP-073-21	REED, TIM	REED, TIM	08/21/2021	Building	286.90
101390020	BP-074-21	BOARDMAN, MATT &	BOARDMAN, MATT &	08/18/2021	Building	244.05
11077130	BP-075-21	BERGERON, MICHAEL &	BERGERON, MICHAEL &	08/26/2021	Building	50.00
116770100	BP-076-21	GAUDING, MIKE	SUNCOMMON / SURWILO,	08/26/2021	Building	50.00
108150000	BP-077-21	FULLAM, CHRIS	FULLAM, CHRIS	09/08/2021	Building	25.00
101320000	BP-078-21	SENNA, NORMAN &	SENNA, NORMAN &	09/15/2021	Building	50.00
110210000	BP-079-21	WARN, PATRICK &	TRINITY CONSTRUCTION,	09/16/2021	Building	55.85
118300000	BP-080-21	TOWN OF GEORGIA	BAKER, AMBER	09/20/2021	Building	0.00
107860000	BP-081-21	KALE, JOSEPH & JENNIFER	KALE, JOSEPH & JENNIFER	09/20/2021	Building	50.00
117000000	BP-082-21	POIRIER, TRAVIS	POIRIER, TRAVIS	09/28/2021	Building	50.00
105530157	BP-083-21	MONTY, DAVID & CRISTY	GREENPOINTE, LLC	09/29/2021	Building	275.80
104530000	BP-084-21	SCAMMON, HEATHER	SUNCOMMON / SURWILO,	10/01/2021	Building	93.50
117060000	BP-085-21	FAY, NEIL & CAROL	FAY, NEIL & CAROL	10/01/2021	Building	50.00
116400014	BP-086-21	CAX, LLC	LAROE, CARL	10/01/2021	Building	191.80
116400015	BP-087-21	CAX, LLC	LAROE, CARL	10/01/2021	Building	191.80
115830100	BP-088-21	FOX, JOHN	FOX, JOHN	10/07/2021	Building	273.00
115330000	BP-089-21	LAWRENCE, PETER &	LAWRENCE, PETER &	10/04/2021	Building	63.00
114310000	BP-090-21	GOEBEL, KARYN	GOEBEL, KARYN	10/14/2021	Building	25.00

Town of Georgia, Vermont Planning and Zoning

Permit applications received between 01/01/2021 and 12/31/2021

The following permit types are included in this report
Building, Conditional use, Sign, Variance, Zoning

<u>Parcel number</u>	<u>Permit no</u>	<u>Owner name</u>	<u>Applicant name</u>	<u>Applied date</u>	<u>Permit type</u>	<u>Fee paid</u>
113220003	BP-091-21	SANDY BIRCH, LLC	SANDY BIRCH, LLC	10/14/2021	Building	257.20
115350000	BP-092-21	TOUGAS, CRAIG & SUSAN	TOUGAS, CRAIG & SUSAN	10/18/2021	Building	118.20
117900000	BP-093-21	TOWN OF GEORGIA	TOWN OF GEORGIA	10/18/2021	Building	0.00
101640000	BP-094-21	RING, STACEY	RING, STACEY	10/27/2021	Building	119.80
101830000	BP-095-21	MCCRACKEN, MAURICE JR	MCCRACKEN, MAURICE JR	11/08/2021	Building	50.00
112240000	BP-096-21	BISHOP, DYLAN & BECCA	BISHOP, DYLAN & BECCA	11/10/2021	Building	25.00
112490301	BP-097-21	MCDONALD, JONATHAN &	MCDONALD, JONATHAN &	11/18/2021	Building	25.00
103210000	BP-098-21	BARKER, DENISE	BARKER, DENISE	11/23/2021	Building	208.00
105910000	BP-099-21	MOSHER, BARRY & PAMELA	MOSHER, BARRY & PAMELA	12/01/2021	Building	50.00
116750000-B	CU-001-21	MCCRACKEN, JOHN /	MCCRACKEN, TONY	07/28/2021	Conditional use	300.00
108430000	NOT	PBM NUTRITIONALS,LLC	PBM NUTRITIONALS,LLC	06/21/2021	Conditional use	300.00
116750000-b	ZBA-001-21	MCCRACKEN, JOHN /	MCCRACKEN, TONY	05/27/2021	Conditional use	300.00
116820000	SI-001-21	SMITH, JEFF & SANDRA	SMITH, JEFF & SANDRA	02/10/2021	Sign	20.00
107950000	SI-002-21	YANKEE CORPORATION	YANKEE CORPORATION	04/14/2021	Sign	50.00
116750000-B	SI-003-21	MCCRACKEN ENTERPRIISE	MCCRACKEN, TONY	10/01/2021	Sign	50.00
100660000	BLA-001-21	BLANCHARD, SETH &	BLANCHARD, SETH &	03/04/2021	Zoning	75.00
104380000	BLA-002-21	ESTATE OF PAULINE NYE	ESTATE OF PAULINE NYE	06/02/2021	Zoning	75.00
100970600	BLA-003-21	HOWARD, RANDY	SWEET, RONNIE - PARCEL	08/21/2021	Zoning	75.00
102450000	BLA-004-21	PAYA, RICHARD &	LANE, DONALD & LINDA -	12/20/2021	Zoning	75.00
116820000	HO-001-21	SMITH, JEFF & SANDRA	SMITH, JEFF & SANDRA	02/10/2021	Zoning	60.00
107250000	SC-001-21	BROUILLETTE, BRADLEY &	BROUILLETTE, BRADLEY &	01/13/2021	Zoning	150.00
11554000	SC-002-21	MARQUIS, MICHAEL &	MARQUIS, MICHAEL &	04/07/2021	Zoning	150.00
105360000	SC-003-21	SAMG V1, LLC	LEDoux, MARK & CHERYL	03/23/2021	Zoning	150.00
106780000	SC-004-21	ALFRED R SENECA	ALFRED R SENECA	04/06/2021	Zoning	150.00
105590000	SC-005-21	POPLAWSKI, KARL	POPLAWSKI, KARL	06/01/2021	Zoning	150.00
105400000	SC-006-21	EATON, ANN	EATON, ANN	06/04/2021	Zoning	150.00
117520000	UP-001-21	BLAKE, YVONNE	NOLAN, JESSICA	05/12/2021	Zoning	129.50

Town of Georgia, Vermont Planning and Zoning

Permit applications received between 01/01/2021 and 12/31/2021

Summary of permit applications received during reporting period

	<u>Number of applications</u>	<u>Application fees</u>
Building permit	99	9,941.57
Conditional use permit	3	900.00
Sign permit	3	120.00
Variance permit	0	0.00
Renewal & Amendments	3	139.80
Zoning permit	12	1,389.50
Totals	117	\$12,490.87

Town of Georgia, Vermont Planning and Zoning

Permit applications received between 01/01/2021 and 12/31/2021

The following permit types are included in this report
Site plan, Subdivision

<u>Parcel number</u>	<u>Permit no</u>	<u>Owner name</u>	<u>Applicant name</u>	<u>Applied date</u>	<u>Permit type</u>	<u>Fee paid</u>
107510000	FP-001-21	SRR, LLC	PELLETIER, JAQUELINE	08/31/2021	Subdivision	450.00
101450000	FP-002-21	DESAUTELS, JOEL &	DESAUTELS, JOEL &	09/30/2021	Subdivision	450.00
114870100	PC-001-21	FOGG, BILL & SHANNON	FOGG, BILL & SHANNON	02/23/2021	Site plan	225.00
104380000-B	PC-002-21	NYE, ERIC H.	NYE, ERIC H.	01/25/2021	Subdivision	125.00
105160000	PC-003-21	COOLBETH, DAN & TINA	COOLBETH, DAN & TINA	01/04/2021	Subdivision	125.00
101450000	PC-004-21	DESAUTELS, JOEL &	DESAUTELS, JOEL &	02/23/2021	Subdivision	75.00
100970000	PC-005-21	SWEET, RONALD	SWEET, RONALD	03/28/2021	Site plan	250.00
111400300	PC-006/21	ST. PIERRE, JAMIE	ST. PIERRE, JAMIE	03/18/2021	Subdivision	0.00
105440000	PC-007-21	BRIGHAM, RODNEY &	BRIGHAM, RODNEY &	05/11/2021	Subdivision	425.00
105160000	PC-008-21	COOLBETH, DAN & TINA	COOLBETH, DAN & TINA	04/26/2021	Subdivision	0.00
105160000	PC-009-21	COOLBETH, DAN & TINA	COOLBETH, DAN & TINA	06/08/2021	Subdivision	450.00
108380000	PC-010-21	PBM NUTRITIONALS, LLC	PBM NUTRITIONALS, LLC	06/10/2021	Subdivision	350.00
107510000	PC-011-21	SRR, LLC	PELLETIER, JAQUELINE	06/30/2021	Subdivision	75.00
104380000-B	PR-001-21	NYE, ERIC H	NYE, ERIC H	10/07/2021	Subdivision	900.00
115830800	SA-001-21	TOWN OF GEORGIA	TOWN OF GEORGIA	09/08/2021	Site plan	0.00
115830200	SK-001-21	GILMOND, GARY & JEAN	GILMOND, GARY & JEAN	09/28/2021	Subdivision	75.00
107640000	SK-002-21	WOODNLADDER REALTY,	BOUFFARD, RAYMOND	12/07/2021	Subdivision	75.00
109630200	SP-001-21	17 BLACK WALNUT, LLC	CAMISA, KEVIN	08/10/2021	Site plan	350.00
109630500	SP-002-21	17 BLACK WALNUT, LLC	CAMISA, KEVIN	08/10/2021	Site plan	350.00
115670000	SP-002-21	BRUCE & CALINDA	BRUCE & CALINDA	12/16/2021	Site plan	350.00
109630600	SP-003-21	17 BLACK WALNUT, LLC	CAMISA, KEVIN	08/10/2021	Site plan	350.00

Town of Georgia, Vermont Planning and Zoning

Permit applications received between 01/01/2021 and 12/31/2021

Summary of permit applications received during reporting period

	<u>Number of applications</u>	<u>Application fees</u>
Site plan approval	7	1,875.00
Subdivision permit	14	3,575.00
Totals	21	5,450.00



Town of Georgia Fire Department

4134 Ethan Allen Highway • Georgia, VT 05478 • Phone: 802-782-8045
Email: firechief@townofgeorgia.com

In 2021 the Fire Department responded to 194 calls, up 48 calls or 25% from the previous year. COVID-19 has continued to be a challenge during this past year. While some of the procedures put in place in 2020 were able to be lightened, we have continued to try to stay ahead of this illness. We were able to have in-person meetings again and more hands-on training than the previous year. Unfortunately, out of department training schools continued to be cancelled as they had been the previous year. In the fire service, we have to adapt to many things during emergencies, this illness has been no different.

In July, the Fire Department was finally able to put our new to us Ladder Truck in service. The ladder truck replaced our 2004 fire engine and it has all of the capabilities of the truck it replaced and the added feature of having a 75-foot ladder on the top of it. The truck also has a higher capacity pump and extra ground ladders over and above what the replaced engine had. The 75-foot ladder gives us new capabilities that the department has not had previously. Extensive training was done with the new truck by the members before putting this apparatus in service. You may at times see the ladder set up a different location around town training in different environments and also in the reach capabilities of the ladder.

The fire department also gained four new members this past year, they are Owen Baker, Ryan Beloin, Blake Cadieux and A J Calacci. We welcome them to the department and thank them in advance for their service. If you or someone you know is interested in becoming a firefighter, please reach out to any member or email firechief@townofgeorgia.com for details.

I would like to thank all of our members for their continued dedication and service to the Fire Department, especially in this second year of the pandemic. I would also like to thank their families for their continued support.

Thank you for your continued support of the Georgia Fire Department.

Respectfully,

Keith Baker, Fire Chief

2021 Fire Call Summary

Motor Vehicle Crashes: Interstate 89	39
Motor Vehicle Crashes: All other roadways	38
Fire Alarms	34
Mutual Aid	6
Brush / Grass Fires	4
Public Assist / Other	7
Tree / Limb Issues	11
Electrical / Utility Lines	7
Medical Assist	15
Structure Fires	7
Vehicle Fires	9
Dumpster Fires	1
Agency Assist	3
Carbon Monoxide	2
Investigations / Odor Issues	1
Hazardous Materials	5
Illegal Burns / Unattended	5
Total	194

Members

Gary Baker	Ryan Beloin	AJ Cota III
Keith Baker	Curtis Boudreau	Eric Couture
Landon Baker	Jeffrey Bryant	Andrew Dunsmore
Malcolm Baker	Blake Cadieux	Patrick King
Michael Baker	Todd Cadieux	Eric Nye II
Owen Baker	AJ Calacci	Ben Piper
Jamieson Barber	Jonathan Callan	*As of 12/31/2021



Assessor's Office—Town Report 2021

The Town of Georgia Assessor's office is responsible for maintaining the Grand List on an annual basis. The Grand List is utilized for setting the Municipal and Education Tax Rates. Each year the office continues to update individual assessments as a result of new building permits, on-going construction projects and subdivisions. The Assessor's Office is also responsible for maintaining the tax maps which are a valuable tool in Listing, Zoning, Planning and Public Works.

2021 has proven to be a similar challenge as 2020. The office suspended interior inspections and made changes to manage the office consistent with CDC guidelines. Due to the volatility in market conditions, the Assessor's office has been carefully tracking all sales and has briefed local state legislators about potential challenges for the next few years.

The final Grand List for 2021 is \$656,669,665. The residential categories continue to grow due to new construction of dwellings. No major commercial changes were made in 2021. In early 2021 the town was formally notified of the intent of Perrigo Nutritionals to expand its manufacturing footprint in the Georgia Industrial Park. If the project comes to fruition, it will likely have a substantial impact on the Grand List in the future.

The Assessor wants to remind property owners that the Vermont Homestead Declaration needs to be filed annually. The form number, HS122, remains the same for 2020 tax year. It can be filed with the Vermont state income taxes or on-line at the State of Vermont tax department website (www.vermont.gov). The HI144 (Household Income) also needs to be filed in order to receive a property tax credit claim from the State of Vermont. There were a small percentage of property owners who did not file the HS122 in 2021 as was the case in previous years.

The Assessor's regular hours have changed. Appointments may be made on Tuesdays from 2-4 pm and Thursday's from 10 am to 2 pm. Access to all Lister records can be obtained by calling our office for electronic copies or making an appointment with the Town Clerks office where up to date data may be viewed.

Assessment records can be emailed by contacting our office via email and the direct link can be found at www.townofgeorgia.com

I and town staff would like thank Robert Ware who retired in October after servings as the Assistant Assessor since 2005. The Assessor's office has an opening for a part time position. Real Estate experience is helpful but not essential. If interested, please contact the Town Administrator.

Respectfully submitted,
Bill Hinman
Assessor



How do you measure the heart and soul of a library? How do you quantify a child's pride of accomplishment during the Summer Reading Program? How much is human connection worth? A 90-year-old patron answered our phone call, "I haven't been going out. I'm so glad you called—today I've spoken with another human, and it's a good day!" There are lots of ways that the Georgia Public Library is worth a lot!

The Town of Georgia Municipal Public Library, provides heat, electricity, and space for the Food Shelf, electronic and print books, summer reading, access to modern computers, Wi-Fi, a copier, and the professional staff that makes everything work.

Our "bread and butter" service remains our lending library. We have books for all ages and interests, from picture books to graphic novels, and the latest bestsellers. Come see the Community Room! It is set up like a giant free book fair for everyone!

Thanks to Georgia's tremendous volunteerism, in 2021 we added a pavilion for outdoor programming and to shelter students while they wait for a ride.

Georgia Public Library staff secured approximately \$20,000 in grant money. With these funds, we upgraded patron computers and carrels, upgraded the strength of our Wi-Fi signal so it reaches into the parking lot. We added software to our computers that scrubs personal data between users for privacy and security. All patron computers now run a current version of MS Office and Windows10. There is more to come in 2022!

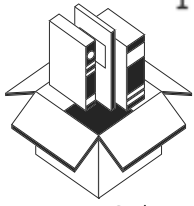
Communicating what we offer is key. Did you get your copy of "Wowbrary", our new electronic newsletter? It has a couple short items of library news and highlights new books. You can reserve the new books with a simple click, right in the newsletter!

Georgia taxpayers may access e-books and e-audio with software called Overdrive. Georgia Public Library is adding to Overdrive's shared collection with popular titles just for Georgia residents so that wait times are reduced. We are also adding Hoopla, a streaming service for audio, e-books, video, and music. Let us know how you like it!

Did you know we offer free adult and kid's craft kits? We heard your feedback. You wanted more "real" and less "virtual". So, we and our dedicated volunteers got creative!.

We are doing all of this while trying to follow best practice guidelines to keep patrons and staff safe from COVID-19.

Georgia Public Library's Librarian, staff, and Board of Trustees are proud of our accomplishments, and we hope you are as well. Thank you for your support.



NEW ITEMS

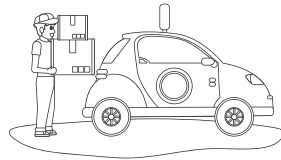
1509
PHYSICAL ITEMS

Selected, purchased and processed in
2021

INTERLIBRARY LOAN

2824

ITEMS RECEIVED AND
SENT OUT



ITEMS CHECKED OUT



11,209

PRINT+MEDIA+E-MEDIA

INTERNET USAGE



8710

WEBSITE VISITS

4500

WIFI SESSIONS

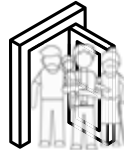
4186

E-MEDIA CIRCULATION



Georgia Public Library

PEOPLE & PROGRAMS



DOOR TRAFFIC

CURBSIDE

3137 + 437

Patrons may opt for curbside service

ON-SITE PROGRAMS: ATTENDANCE



66 : 409

VIRTUAL PROGRAMS: ATTENDANCE



24 : 224

SELF-DIRECTED ACTIVITIES: PARTICIPANTS



85 : 1454

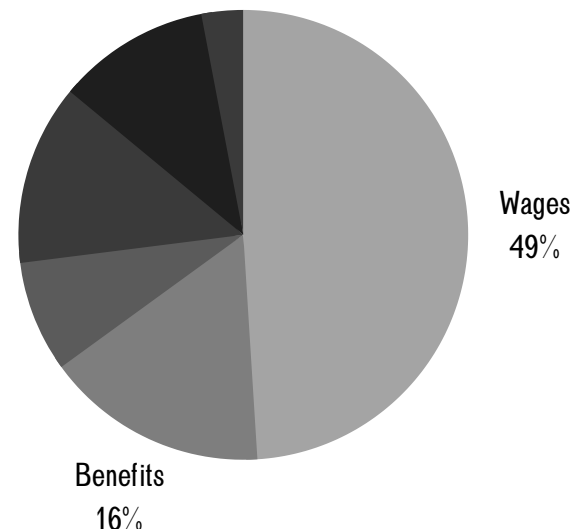
LIBRARY EXPENSES 2021 (FROM MUNICIPAL FUNDS)

Utilities, telephone, copier
11%

Books, e-media, and programs
13%

Office supplies, payroll taxes, misc.
8%

Money to reserve fund
3%



Georgia Historical Society Names Alexis Bell Volunteer of the Year

Alexis Bell, a lifelong resident whose dedication to and care for the children of Georgia have benefitted our community for more than five decades, is the Georgia Historical Society's Volunteer of the Year for 2022.

Alexis grew up on the family farm on Middle Road, where her parents ran a ceramics business and instilled in her a love of creative expression, civic duty and community. From an early age, she knew she wanted to become a teacher and, after graduating with her degree from the University of Vermont, she took a job at Georgia Elementary and never left. For 45 years, she taught either third or fourth grade or both, and was awarded Georgia Teacher of the Year in 2010. Although her career as a teacher kept her busy, Alexis has devoted countless hours during her free time to our town's children. She helped to spearhead planning and fundraising for the Jimmy Center and, since it opened in 2009, she has been a constant and popular presence for the children who participate in the after-school club and other activities. From ceramics lessons to homework help to baking cookies for senior dinners, Alexis helps keep the children of our town engaged while providing a listening ear and steadfast encouragement. Alexis currently serves as the chair of the Jimmy Center's Board of Trustees. She is a longtime member of Georgia Plain Baptist Church, where she has held many leadership positions and spent many years as the Church organist.

As the 2022 Volunteer of the Year, Alexis has earned the designation as one of Georgia's most essential and memorable citizens.

The Georgia Historical Society, founded in 1975 to preserve and promote knowledge about the people, places, stories and artifacts that comprise the history of our town, annually recognizes a standout member of the community with the Volunteer of the Year award.



GEORGIA HISTORICAL SOCIETY 2021 ANNUAL REPORT

The Georgia Historical Society had a busy 2021 preparing the former Town Clerk's Office at 3949 Ethan Allen Highway to house our vast collection of genealogy, photos, and historical items. These items were previously at the Georgia Public Library and Municipal Building basement. The ability to make this all possible is because of the generous donation of the building to the GHS in memory of Steven D. Williams. An aluminum plaque in Steven's memory has been installed at the building entrance.

The building main room floor was professionally sanded and refinished by Chad King. Norm Senna donated paint & labor for the front-room ceiling, paint for the front-room walls, and paint for the back-room floor. A beautiful GEORGIA HISTORICAL SOCIETY sign was created and installed by Ye Olde Sign Shoppe. A new heat system was installed by VT Energy Co-op and electrical upgrades were done by Kneen Electric. The old heating system was dismantled by Greg Drew, David Juaire, and Josh Vos. Josh installed new window treatments.

GHS Director David Juaire painted the main-room walls, back-room floor/trim, vault walls/floors, and cleaned the basement before completely painting that! Future needs/upgrades include a handicap access, energy efficient door/windows, LED light fixtures, and a paved driveway. Donations of materials, money, and volunteers are always welcome to help us accomplish this. We are so excited to complete this process.

Colin Conger, David Juaire, Dee McGrath, and Cindy Ploof packed boxes of items from the Public Library and Municipal Building basement in preparation for the move to the GHS building by Todd Cadieux and the Town road crew. A special THANK YOU to Amber Baker for her assistance in this process.

A special Thank You to Karen Bringham for her idea, time, and talent in getting an 1806 reproduction Georgia Proprietor map to sell as a fundraiser. Thank you to Village Frame Shoppe for printing these and Cheryl Letourneau for agreeing to sell them at the Municipal Building. These maps are available for \$20.00.

GHS Directors welcomed many Georgia residents and friends at our OPEN HOUSE on October 9th. Cider and donuts were served. THANK YOU to EVERYONE who helped make this day possible!

The GHS building is OPEN EVERY WEDNESDAY from 1:00-3:00 pm and the 2nd WEDNESDAY from 10:00 am-12:00 pm. A very special THANK YOU to monitors Karen Bringham, Karen Grenier, Carl Rosenquist, Jennifer Walker, and Sue Webster for volunteering each month to make this possible. It is hoped that more volunteers will come forward so that the building can be open on other days.

GHS Directors plan to open the Brick School Museum on Saturdays this summer starting in July. Those wishing to serve as monitors are asked to contact Cindy Ploof. Thank you to Jean Gilmond who repainted the Georgia Historical Society sign on the building.

The GHS Directors also hope to restart our monthly programs if COVID is not a health concern. Watch for updates on our Facebook page at GeorgiaHistoricalSociety-Vermont and the Town of Georgia website.

Thank you to Brian Garland's Boy Scout Troop that is currently refurbishing the Gordon's Mill site sign.

The GHS mourns the loss of longtime and valuable director Edwin Brehaut who passed away on February 18, 2021. Ed's pleasant personality and dedication to the GHS was greatly appreciated. Our deepest sympathy is extended to his family. Current directors are Kim Asch, Colin Conger, Greg Drew, Jean Gilmond, Olive Gilmond, Krissy Jenkins, David Juaire, Cindy Ploof, Carl Rosenquist, Sara Vester, Craig Volatile-Wood, and Joshua Vos. Dee McGrath oversees Collections and Ginger Phelps assists with Genealogy. We are very proud of Sara Nye-Vester who was nominated as the GHS Volunteer-of-the-Year for 2021. Congratulations Sara!

Georgia Recreation Committee Summary

2021

This was Our Year

We live in the greatest community! With one of the smallest budgets, run 100% on the backs of volunteers and the generosity of our community, we were able to gather and celebrate. We would like to reflect on our year and thank the many people who have helped us. We would like to see more people come and enjoy our events.

We started this summer with our Concerts on the Green. We had so much fun finally getting to see each other socially and enjoy the music of Isaac French, Dale n Darcy, Eleven, and Bad Horsey. Included were some of the most popular food items: hot dogs, hamburgers, fries, tacos, wine, beer and so much more. We tried to encompass different genres of music and food to include everyone's tastes and preferences knowing we were going to have people from 2 - 102. We successfully added a Farmer's Market to these gatherings and saved the last event as a special Children's Farmer's Market. People were able to see the talents of our neighbors and friends in the summer sunshine.

This year we were able to hold our biggest event once again, the Fall Fest. We have so many people to thank for making this event possible. Although this event has a budget of \$3,000, this event obviously totaled much more than that and with the help of many generous donors we were able to make this community event happen. We were able to secure Jamie Lee Thurston for our music entertainment, The Farmer's Markets hosting many local folks, National Guard with their big rigs, People's Trust had some very popular banks to decorate, Georgia Rec. Table with donuts eating contest and pumpkin decorating, Boy Scouts with many fun games for all ages, student council, PTCO , Hay rides, Cold beverages from Mill River and the Lions Club to fill our bellies with delicious food along with a taco truck. To end the perfect day was a spectacular display of Fireworks from Green Mountain Pyrotechnics, LLC which left the community speechless.

2021 is the year the ice rink is finally up and running! This would not have been possible without the generous support of the J.M.M.Y Center and their amazing volunteers. Getting people to enjoy the outdoors, having a place to gather, and stepping up for new and exciting ways for families to spend quality time together while trying something new. Thank you very much to the Driver family for donating the rink to the town and to the J.M.M.Y Center and the volunteers who helped construct the rink, flood it, and maintain the surface. There are a lot of you to thank.

Please feel free to contact Cheryl Letourneau at the Town Clerk's office if you would like to join the board, help either financially or to volunteer time. As you can see, we do a lot with very little. This is only because we have people in our town who step up and share their talents for the greater good. If you think you have a talent, please feel free to contact us and let us know how we can put it to good use.

STATE OF VERMONT
DEPARTMENT OF PUBLIC SAFETY
VERMONT STATE POLICE



St. Albans Field Station
140 Fisher Pond Rd
St. Albans, VT 05478

January 3rd, 2022

On behalf of the Vermont State Police, St. Albans Barracks, we are providing our 2021 Annual Report. This report will provide you information reference current staffing issues and detail the specialty services provided by the Troopers assigned to the St. Albans Barracks.

Mission Statement

The mission of the Vermont State Police is to individually and collectively serve and protect by providing the highest quality of professional law enforcement services. The mission of the Troopers assigned to the St Albans Barracks is to protect the citizens of Franklin and Grand Isle Counties. By working together, we can educate, empower and foster trust within our community. We will strive to reduce crime and enforce the laws of our roadways through criminal investigations and aggressive motor vehicle enforcement.

Specialty Services Provided by Troopers assigned to the St Albans Barracks

In addition to their field primary responsibilities, many of the troopers assigned to the St Albans Barracks are members of special response teams that provide expert response capabilities in a variety of areas to address critical needs throughout Vermont.

The breakdown of these responses is as follows:

- 1 Trooper – Drug Recognition Expert (DRE)
- 4 Troopers – on the Tactical Services Unit (TSU)
- 4 Troopers – on the Critical Action Team (CAT)
- 2 Troopers – on the Search and Rescue Team (SAR)
- 2 Troopers – on the Bomb Squad (EOD)
- 3 Troopers - on the CLAN lab team
- 1 Trooper – on the Crash Reconstruction Team (CRT)

Annual Crime Statistics for the St. Albans Barracks:

Total Cases: 5503

Total Arrests: 258

Total Tickets Issued: 262

Total Warnings Issued: 326

Fatal Accidents: 8

Total Burglaries Investigated: 29

Total DUI's: 49

Local Community Report: Georgia

Total Cases: 694

Total Arrests: 27

Total DUI's: 10

Total Accidents – Property Damage: 11

Total Accidents – Injury: 7

Total Vandalisms: 9

Total Alarms: 53

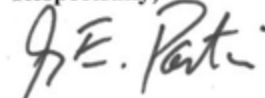
Total Burglaries: 3

Total Tickets: 68

Total Warnings: 48

We will continue to make our communities safer through enforcement, directed patrols, outreach and community programs. It is our privilege to serve the citizens of this community. Together, we will get through these challenging times.

Respectfully,



Lieutenant Jerry Partin
Station commander



FRANKLIN COUNTY **SHERIFF**

Roger Langevin
Sheriff

Lieutenant Chad Miles
Field Force Commander

Sergeant James Lynch
SRO Supervisor

387 Lake Road
P.O. Box 367
St. Albans, Vermont 05478
(802) 524-2121 – Office
(802) 524-7947 – Fax

Captain John Grismore
Operations Director

Lieutenant Paul Morits
Support Services Commander

Cindy Larned
Office Manager

Here is the Franklin County Sheriff's Office report for Franklin County 2021. 2021 has been challenging for every organization including the Sheriff's Office. This past year, the Sheriff's Office had to deal with not just COVID related issues but also challenges associated with hiring additional deputies. We are committed to continue to grow our ranks in 2022 while providing professional police services to Franklin County.

2021 incident data

Town	Total Incidents	Total Tickets	Total Arrest
Bakersfield	6	3	0
Berkshire	30	16	2
Enosburg	989	491	48
Fairfax	1326	762	42
Fairfield	17	12	2
Fletcher	3	0	0
Franklin	44	11	3
Georgia	491	315	27
Highgate	11	1	2
Montgomery	2	0	0
Richford	729	288	47
St Albans City	120	56	9
St Albans Town	3240	1742	198
Sheldon	164	101	16
Swanton Village	4	3	1
Swanton Town	58	42	7

Respectfully submitted,

Roger Langevin

Franklin County Sheriff



GREEN UP VERMONT
www.greenupvermont.org

Green Up Day
May 7, 2022



Green Up Day on May 1, 2021 was a huge success thanks to nearly 22,000 volunteers statewide who Greened Up. The infographic shows that all your hard work to beautify Vermont is needed and that it makes where we get to live, work, and play a very special place. As one of Vermont's favorite holidays, it is imperative for today and for future generations to keep building pride, awareness, and stewardship for a clean Vermont environment.

Support from your municipality is essential to our program. Funds help pay for Green Up Day supplies, promotional outreach, and educational resources including activity books, contests for kids, and a \$1,000 scholarship.

Along with Green Up Day, we work year-round to further our impact with waste reduction initiatives, additional clean-up efforts, and educational programs.

Green Up Vermont is a private nonprofit organization that relies on your town's support to execute the tradition of cleaning up our roads and waterways, while promoting civic pride, and community engagement. Thank you for your support of this crucial program that takes care of all our cities and towns.

Your donations make a huge impact and can be made on Line 23 of the Vermont State Income Tax Form or anytime online at www.greenupvermont.org.

Visit our website, like us on Facebook (@greenupvermont), and follow us on Instagram (greenupvermont). greenup@greenupvermont.org 229-4586



FRANKLIN COUNTY
INDUSTRIAL DEVELOPMENT
CORPORATION

FCIDC Annual Report for 2021

Franklin County Industrial Development Corporation (FCIDC) just celebrated our 50th Anniversary in August of 2021. The Corporation has proven to be very successful over those 50 years. Our success was made possible due to our partnerships with all of the communities within Franklin County along with our local supportive partners, i.e. Northwest Regional Planning Commission, the Healthy Roots Collaborative, the Franklin Grand Isle Workforce Investment Board, the Franklin County Regional Chamber of Commerce, Vermont Community College and the Northwest Career and Tech Center just to name a few. Fifty years ago, our region had double digit unemployment. Our region experienced job loss when the railroad downsized partly due to the construction of Interstate 89. In addition to that we saw more automation on the farm which eliminated some blue collar jobs. When someone lost a job there was limited opportunity within the County to replace it.

Over the past 50 years FCIDC and local communities worked hard to diversify employment opportunities. Today we have a strong value added manufacturing sector with the food sector being the largest. We have a strong base of healthcare, education and government employment opportunities along with our dairy heritage and a growing diversified ag sector as well. We continue to see growth in the tourism industry in conjunction to downtown revitalization. Outside of Chittenden County, Franklin County has one of the stronger local economies and experiencing a growth in our population unlike most Vermont counties that have seen a decline in their populations.

FCIDC continues to work closely with our local manufacturers on topics such as workforce development, permitting, financing, expansions, site selection and COVID associated issues. In addition to those activities here are some 2021 projects that we assisted with both financially and with staff support:

- FCIDC worked closely with the Town of Highgate in their efforts to bring water and wastewater to the Vermont State Airport in hopes of growing the airport and creating an industrial park on adjacent land. FCIDC supported the Town with a \$10,000 grant to cover unexpected costs.
- FCIDC made funds available as part of a local match so that a Planning/Feasibility Grant could evaluate the possibility of converting the former Brigham Academy building located in Bakersfield into Senior Housing.
- FCIDC worked closely with Richford officials, in addition to, State and local partners to evaluate opportunities to assist the Town in improving the local economy. FCIDC has committed two years of funding (\$10,000 per year) to the Town of Richford in an effort to help offset the cost of hiring a Town Administrator in 2022. The Town will be evaluating the opportunity through this year's Town Meeting process.
- We continue to do our due diligence as we evaluate the possibility of purchasing and renovate the Perley Block on Main St. in Enosburgh.
- FCIDC continues to invest dollars in finishing the St. Albans Town Industrial Park infrastructure so as to attract new businesses to the park. Currently we have multiple conversations going on with businesses looking to locate to the park.
- FCIDC has partnered with the Swanton Enhancement Project to cover some of the costs associated with evaluating tourist opportunities as they relate to the Lamoille Valley Rail Trail.

These are just a few of our community economic development projects that FCIDC is participating on. Our local economy remains strong even after two years of COVID related impacts and based on early 2022 conversations we will have a lot to report out this time next year.

P.O. Box 1099

St. Albans, Vermont
05478-1099

(802) 524-2194
Fax: (802) 524-6793

E-mail: info@fcidc.com
tim@fcidc.com
Web Site: fcidc.com

Northwest Vermont Solid Waste Management District

2021 Annual Report

The Northwest Solid Waste District's (NWSWD) mission is to help its residents reduce waste, recycle what it produces, and reduce the toxicity of what ends up in the landfill. Fiscal Year (FY)2021 provided many challenges for the NWSWD and its employees due to the ongoing challenges of a global pandemic. However, waste management is an essential service and our employees adapted, improvised, and worked hard to keep our drop-off sites open and improve our systems and programs for reducing and recycling wastes of all kind.

The NWSWD's efforts resulted in the average NWSWD resident sending less waste to the landfill than the previous year! Waste diverted was recycled or reused and helped conserve resources as well as keep toxic materials out of Vermont landfills. This year the average NWSWD resident made 4.1 pounds of waste and sent just 2.8 pounds of waste to the landfill per day. The national average is over 4.5 pounds landfilled per day. Way to go!

District services offered at our drop-off sites provide all district residents with convenient access to programs to divert waste from the landfill.

- This year over 50,000 visits were made to NWSWD sites. That is almost 30,000 more than just six years ago!
- District operations diverted 1,690 tons of waste from the landfill in FY2021!
- Collected almost 42 tons of hazardous material from 1456 households through our Household Hazardous Waste program.
- Our Close the Loop compost program experienced incredible growth and we kept 784 tons of food scraps from businesses, institutions, and residents out of the landfill and helped turn them into compost. That is more than two times the amount of food scraps collected in 2015!
- The District launched a new mattress recycling program and in its first year we recycled 72 tons of mattresses that otherwise would have been landfilled.

All District staff members are available through the District office at (802)524-5986 or info@nswd.org. For more information about the District and our services, how to reduce and recycle your waste, or how to get involved, call District staff at the above number. You can also visit us on the web at www.nswd.org, find us on Facebook, and sign-up for our e-mail updates. More information can also be found in our newsletter available at your Town Meeting.

John Leddy, Executive Director

NWSWD Board of Supervisors



NORTHWEST REGIONAL PLANNING COMMISSION

Town Report, 2021 - Georgia

Northwest Regional Planning Commission (NRPC) is a multi-purpose governmental organization created by the municipalities of Franklin and Grand Isle Counties. NRPC implements a variety of projects and programs tailored to local, regional and statewide needs. All municipalities in the region are entitled to equal voting representation by two locally appointed members to the Board of Commissioners.

2021 GEORGIA TOWN PROJECTS

- Assisted the Town Emergency Management Director with updates to the locally adopted Emergency Management Plan.
- Coordinated substantial revisions to the Georgia Development Regulations in cooperation with the Planning Commission. The changes will be considered for adoption in 2021.
- Consulted with local officials, identified projects and provided technical assistance for Municipal Roads Grants-in-Aid construction projects.
- Provided local planning and zoning technical assistance.
- Administrative Services support for the Northwest Communications Union District, in which Georgia is a member.
- Consulted with local officials and evaluated infrastructure projects that address water quality concerns and reviewed grant funding that could be used for project implementation.
- Healthy Roots Collaborative delivered gleaned produce to the Georgia Food Shelf periodically from May through November.
- American Rescue Plan Act: Working with VLCT and State agencies to determine eligible use of community funds.
- Provided funds to purchase coolers & equipment for the Georgia Food Shelf through a US Economic Development Association grant.

This year the Commission will assist our member municipalities with maximizing state and local COVID recovery funds, Municipal Roads General Permit compliance, water quality project implementation, local energy and climate planning, emergency preparedness, brownfields redevelopment and other needed services. NRPC will help promote the Missisquoi and Lamoille Valley Rail Trails, support local farm and food businesses through its Healthy Roots Collaborative, assist the Northwest Communications Union District in expanding broadband access in the region, and initiate a three-year housing development campaign. The Commission has no regulatory or taxing authority; however, each year we do request a per capita assessment in support of local and regional activities and to provide matching funds for state and federal programs.

Your continued support for local and regional planning is greatly appreciated. NRPC is your resource - please call on us for assistance with planning, zoning, transportation, mapping or other needs.

Georgia Town Regional Commissioners - Kirk Waite & Scott St. Onge
Transportation Advisory Committee - Kyle Grenier

NRPC Projects & Programs

Municipal plan and bylaw updates, technical assistance for local permitting

Brownfields site assessments, clean-ups and redevelopment plans

Transportation planning, coordination and project development

Bike and pedestrian planning and project management

Emergency preparedness, disaster recovery and resilience

Energy conservation, renewable energy plans and projects

Watershed planning and stormwater project management

Regional plans for growth and development

Geographic Information System maps and data

Downtown and village revitalization and community development

Grant writing and administration

Associated Projects & Programs Managed by NRPC

Healthy Roots Collaborative

Northern Vermont Economic Development District

Missisquoi Valley Rail Trail

Northwest Vermont Regional Foundation, Inc.

Address: 75 Fairfield Street,
St. Albans, VT 05478

Phone: (802) 524-5958

Fax: (802) 527-2948

Website: www.nrpcvt.com



Franklin County Home Health Agency, Inc.

Information Sheet

FY 2021

What is Franklin County Home Health Agency?

Franklin County Home Health Agency is a 501(c) 3 non-profit corporation that has proudly provided residents Franklin County with high quality, comprehensive home health, hospice, long term care and wellness services since 1969.

What is the Agency's Mission and Purpose?

We provide high quality health care services in home and community settings. We are committed to excellence. We meet the needs of our clients in a professional manner that promotes health, independence, comfort, dignity and quality of life.

What is the Agency's service area?

The Agency serves all 15 towns in Franklin County through our two offices – one in St. Albans and one in Enosburg Falls. We serve people of all ages.

How many patients did the Agency serve in 2021?

The Agency made a total of 60,137 visits to 1,864 Franklin County residents.

We made the following number of visits to the residents Franklin County:

37,596	Home Care Services
18,500	Long Term Care Services
4,041	Hospice Services

How many people does the Agency employ?

The Agency currently has a staff of 130 Registered Nurses, Licensed Practical Nurses, Physical Therapists, Occupational Therapists, Speech-Language Pathologists, Medical Social Workers, Licensed Nursing Assistants, Care Attendants, Homemakers, and Office Support Staff.

What are the Agency's Programs and Services?

Home Care: We provide medically necessary home health services to people of all ages. Examples include individuals who need wound care, a person newly diagnosed with diabetes needing insulin administration and instruction, or a mother and newborn newly discharged from the hospital.

Home Telemonitoring Program: We use state of the art technology to remotely monitor our patients' weight, blood pressure, heart rate and oxygen status to help improve their health condition and avoid hospitalization.

Hospice: We care for people with serious illness for whom the prognosis is less than six months of life. The focus of this care is on achieving comfort and quality of life.

Palliative Care: This program balances advanced medical technology with the wishes of each individual client by focusing on psychological, physical, social and spiritual needs by providing a strong support system to help the client and family cope during the serious illness. This program understands that maintaining quality of life is an important aspect of care.

Long Term Care: We help disabled and older members of our community with personal care, housekeeping, meal preparation, errands and shopping to allow them to stay independent in their own home.

Maternal Child Health Program and Childbirth Education Program: We help to prepare pregnant women for a healthy pregnancy, labor and delivery, breastfeeding and new infant care.

In addition, we offer infusion therapy, foot clinics, grief and bereavement services and wellness services to our community. Majority of additional services were postponed due to COVID-19.

How are services paid for?

As a Medicare certified Agency, we receive reimbursement from Medicare, Medicaid, and other third-party insurances. In 2021 we received 88% percent of our revenue from Medicare and Medicaid.

We are committed to providing medically necessary home care services to all those in need regardless of their ability to pay. Without individual town appropriations and donor gifts, our ability to provide care could be adversely impacted.

Why does the Agency need money from towns?

The Agency depends on the money received from towns to subsidize the cost of care provided to patients who are uninsured or underinsured. Last year the Agency provided more than \$1,217,407.43 in free and subsidized care, this was a significant increase due to the pandemic.

Where can you call for more information about Franklin County Home Health Agency, Inc.?

For more information about the Agency or the services we provide please call (802) 527-7531 or visit our website at www.fchha.org.

Voices Against Violence

Annual Report 2020/2021



To Our Beloved Community,

Despite the difficulties of living and working through a pandemic through this past year, Voices continued to provide services to survivors in ways that worked for them in the moment. From financial resources to housing to advocacy with systems, we were able to meet the growing needs. Our community stepped up and we are so appreciative. We were able to move from remote access to providing services in person and were finally able to move into our new accessible office space. Our social and racial justice work continues to be more intensified in response to the world around us and will be forever centered in our work to end gender based violence.

In Peace,

Kris

HIGHLIGHTS AND COMMUNITY IMPACT

- Expanded resources for people seeking services with the addition of our Chat Line; expanded social media options; virtual advocacy and self care support groups,
- Voices is one of two domestic and sexual assault programs in the state partnering with the VT Network in a project with the goal of enhancing access to and opportunities for increasing connection, healing and resilience and improving community responses for children, youth, and parents/caregivers who have experienced domestic violence including at the intersections of incarceration and addiction. The project aims to improve responses to families through advocacy, mental health and SUD treatment connections, referrals, and collaborations and includes healing resources, expressive art techniques and the Lullaby Project where parents/caretakers write lullabies for their children.
- We were finally able to finish the expansion of Laurie's House and complete the work needed to make it a more welcoming and safe place to stay. We increased the number of bedrooms by moving many of the staff to newly acquired office space that will be our new drop in center. In a time when the need for safe emergency housing is on the rise, it became essential to create greater capacity.

Mission

Voices Against Violence works toward the elimination of domestic violence, sexual assault and stalking through direct service, prevention and social change.

OUR PHILOSOPHY

*At Voices Against Violence,
we use a survivor-centered
approach: this means we
support
survivors to make the
decisions they feel are best.*

@voices802

OUR PHILOSOPHY

*We believe that everyone has strengths
that can help them achieve their
own goals around relationships,
sexuality, and safety.*

@voices802

VOICES STAFF

Katie Montagne—Legal Services
Olivia Gansu—Outreach and Education
Hannah Hudson—Family Services
Shannon McMahon—Advocacy Services Coordinator
Kris Lukens—Director
Sonia Nova Gonzalez—Transitional Housing Coordinator

Amanda Hilliker—Housing Advocate
Maya Viens—Program Advocate/
Outreach Educator
Martha Snyder—All About Kids Coordinator
Hannah McMahon—AAK Monitor
Jessica Emch —After Hour Hotline Advocate

Working Together to End Domestic and Sexual Violence in our Community

PROGRAMS

Voices provides a variety of services that strive to meet the needs of all people experiencing stalking, sexual assault, dating violence and domestic violence. We provide emotional support, information/referral and advocacy in the following areas:

Housing and economic advocacy (shelter and transitional) ● Children/Youth Services ● Civil and Criminal Legal ● Medical and Hospital

We also provide **Community Outreach ● Education and Training ● Systems Advocacy ● Social Justice Engagement ● and supervised visitation and exchange through All About Kids.**

BY THE NUMBERS

- ⌘ Served 440 unduplicated victims/survivors and 36 children directly
- ⌘ 1845 hotline calls, chats and e mails received
- ⌘ 436 contacts on behalf of a person experiencing domestic or sexual violence (children and adults)
- ⌘ 2224 instances of advocacy (legal, hospital, housing, social service, financial, employment)
- ⌘ 4020 Instances of support, safety planning, crisis intervention
- ⌘ 74 people (49 women and 25 children) were provided safety and support in Laurie's House and other emergency housing such as motels for a total of **4903** bed nights
- ⌘ Received 72 calls for shelter which we were unable to accommodate due to full capacity
- ⌘ Served 6 adults and 6 children in Transitional Housing with supports

All About Kids

- ⌘ Served 46 families including 64 children
- ⌘ 418 visits including exchanges

THANK YOU to our many friends, donors and partners for their continued support and commitment to ending domestic violence and sexual harm in our community. We are so fortunate to be in community with you!

Voices Against Violence
P.O. Box 72
St. Albans, VT 05478
802.524.8538 Office
802.524.6575 Hotline
voices@cvoeo.org

A Program of  **CVOEO**
CHAMPLAIN VALLEY OFFICE
OF ECONOMIC OPPORTUNITY

"I wanted to thank you, because at first I wasn't sure if I was strong enough. And from day one.... you were the kindness, most helpful, supportive stranger I could've crossed paths with....so open for me to talk to. But at first I wanted to go back. But more than that I wanted to be the mom that could give my child the life you've built for yours. So I fought. You know... thank you, for helping me get back to the mama my little deserves. And giving me reasons and strength to keep fighting. Even if u never even knew u had."
...Survivor

FINANCIAL

Program Services



- Housing/Economic Supports
- Supervised Visitation
- Advocacy/Support
- Children/Youth
- Education/Prevention
- Administration

Revenue Streams



- Federal
- State
- Misc. Grants
- Town Donations
- Fundraising/Donations

All About Kids
95 S. Main St.
P.O. Box 1092
St. Albans, VT 05478
802.370.2851
allaboutkids@cvoeo.org

2021 Local Health Annual Report

Twelve Local Health District Offices around the state provide health services and promote wellness for all Vermonters. Additional information about your local health office and related programs can be found at <https://www.healthvermont.gov/local>.

COVID-19

It has been almost two years since the COVID-19 pandemic began, and in response, our families, schools, businesses, first responders, and countless other groups have worked to better protect the health of our communities. Together we ensured towns had access to the vaccine, testing, and other services needed to make more informed decisions about their health. As of December 1, 2021, approximately

- 494,000 Vermonters received at least one dose of COVID-19 vaccine.
- 546,055 people have been tested and a total of 2,570,835 tests completed.
- Many COVID-19 resources are now provided in over 20 different languages.
- Up-to-date information, including town-level data can be found on the Health Department's website: <https://www.healthvermont.gov/covid-19/current-activity>.

Public Health Programs

In addition to COVID-19 response efforts, Local Health offices continue to provide health services and programs to Vermont communities, including but not limited to

- In collaboration with Town Health Officers and other local partners, we help Vermonters better understand the relationship between their environment and their health at a time when more of us are spending time at home with our families. Find information about environmental health and lead, asbestos, toxic chemicals, child safety, food safety, climate change, drinking water, and more at <https://www.healthvermont.gov/environment>.
- The WIC nutrition program continues to provide primarily remote access to services with phone appointments. In 2021, an average of approximately 11,300 infants, children, and pregnant, postpartum, and breastfeeding people were served by WIC in Vermont each month.
- As of November 23, 2021, 193,000 flu vaccine doses have been administered. Protecting people from influenza continues to be particularly important as the flu may complicate recovery from COVID-19.

Thank you to everyone involved in supporting these efforts. We look forward to what 2022 brings, to seeing you in the community, and encourage you to stay in touch with us.



Georgia FY21 Annual Report

Who We Are

GMT is the public transportation provider for the northwest and central regions of Vermont, offering a variety of services to the communities in which we serve. GMT is proud to offer traditional public transportation services like commuter, deviated fixed routes and demand response shuttles, while providing individualized services such as shopping and health care shuttles, Medicaid, Elderly and Disabled services to both urban and rural communities.

Our Services

Individual Special Service Transportation

GMT provides essential medical and non-medical transportation service to those who qualify for Medicaid, Elderly and Disabled, non-Medicaid medical, human service and/or critical care funds. We offer individual coordinated services for those who qualify and who are in need of scheduled rides through GMT volunteer drivers, special shuttle service or general public routes.

- Medical treatment
- Meal site programs
- VT Association of the Blind
- Reach Up
- Central VT Substance Abuse
- Prescription and Shopping
- Social and Daily services
- BAART
- Washington County Mental Health
- Vocational Rehabilitation

In FY21, 226 residents of Georgia were provided special transportation rides.

General Public Transportation

For the Franklin/Grand Isle region, GMT offers traditional public transportation services through:

- St. Albans Downtown Shuttle
- Alburgh/Georgia Commuter
- Price Chopper Shopping Shuttle
- St. Albans LINK Express
- Richford/St. Albans Commuter

These services offer affordable and accessible transportation options, while directly supporting regional economic development and environmental stewardship: For the Town of Georgia, GMT offers direct service through the Alburgh/Georgia Shuttle and St. Albans LINK Express.

Alburgh/Georgia Commuter

The Alburgh/Georgia Commuter offers weekday shuttle service between Alburgh and Georgia with key stops at Arrowhead Industrial Park and Georgia Regional Dairy Industrial Park, as well as service to Georgia Elementary School. This route is able to deviate off route up to ¼ mile for extra accessibility. **FY21 Ridership: 4,022**

St. Albans LINK Express

The St. Albans LINK Express offers weekday service during peak commute hours from St. Albans to key locations in Chittenden County. For commuters traveling from Georgia, service is available at the Georgia Park and Ride each weekday during peak commute hours. The LINK also offers connecting service to CCTA's transit system offering extensive access to employment, education, shopping and medical locations. **FY21 Ridership: 6,030**

**Thank You**

Thank you to Georgia taxpayers and officials for your continued financial support of GMT's public transportation service and for your commitment to efficient transportation solutions.

Information

Please feel free to contact Jamie Smith, Director of Planning and Marketing with questions or to request additional information on GMT services at 802-540-1098 or jamie@RideGMT.com

Town of Georgia, Vermont

Vital Records

2021 Births

<u>Name</u>	<u>Parents</u>	<u>Date</u>
Emily Elizabeth Torres	Courtney Holden & Steven Torres	01/14/21
Safford Bishop Lawrence	Allison Lawrence & Peter Lawrence Jr	01/24/21
Joseph Parrish Bellevue	Rebecca Martell & Robert Bellevue	01/26/21
Penelope Starr Sacklow	Autumn & Nathan Sacklow	01/30/21
Maya Nora DiBona	Sarah Mary & Matthew David DiBona	02/03/21
Carter Suzanne Mahl	Kelly & James Mahl	02/10/21
Bradley Michael Dusablon	Hannah & Timothy Dusablon	02/11/21
Lucy Elizabeth Boomer	Christine & Joseph Boomer II	02/17/21
Ethan Douglas Driver	Karah Ann & Samuel Driver	03/29/21
Theodore Jensen Eddy	Caroline & Stephen Eddy	03/30/21
Griffin Matthew Gilmond	Nicole & Mark Gilmond	04/29/21
Tyler Scott Rochefort	Alyson & Steven Rochefort	05/03/21
Dean Ellis Wilson	Tyler & Sanford Wilson	05/06/21
Owen Bradley Forbes	Kelly & Cote Forbes	05/07/21
Laney James O'Brien	Sophie & Dillon O'Brien	05/09/21
Charlotte Louise Owen	Audrey & Jesse Owen	05/22/21
Sophia Steele Riley	Alizabeth & Josua Riley	05/28/21
Gabrielle Marie Thouin	Celine & Jean-Charles Thouin	06/07/21
Lucille Gemma Wetmore	Mari Ann & Christopher Reed Wetmore	06/16/21
Penelope Bromley Keller	Valerie & Jeffrey Keller	07/06/21
Connor Charles Ingram	Chelsea & Martin Ingram Jr.	07/23/21
Ava Marie Bigelow	Ashley & Kyle Bigelow	07/30/21
Ruthy Estella Joyce Stromme	Holly & Eric Stromme	08/08/21
Maverick Gregory Johnson	Kattie & Jonathan Johnson	08/09/21
Jackson David White	Nir Gurung & Andrew White	08/11/21
Avery William Bird	Brianna & Jonathan Bird	08/30/21
Ezra Charles Bird	Brianna & Jonathan Bird	08/30/21
Bryce O'Brien Anderson	Nikki & Kyle Anderson	09/15/21
Amina Jean Turner	Aida Bolic & Mark Turner	09/20/21
Aurora Rose Distelhurst	Ashley Montes & Kevin Distelhurst	09/21/21
Ryan Davis Cotte	Danielle & David Cotte	10/05/21
Layla Ann Blackmore	Danielle & Andrew Blackmore	10/23/21
Eve Rose Genau	Anna & Craig Genau	12/16/22
Dyer Michael Bevilacqua	Lindsey Ladd & Gunner Bevilacqua	12/17/21
Silas Gregoey Hurwitch	Kara & David Hurwitch	12/19/21
Lila Mae Woodward	Brianna & Nicholas Woodward	12/23/21

Town of Georgia, Vermont
Vital Records
2021 Marriages

<u>Date</u>	<u>Applicant A</u>	<u>Applicant B</u>
03/08/21	Stephen Gregory Eddy	Caroline Elizabeth Downing
04/02/21	Joseph Victor Dunchus, Jr.	Catherine Renee Roseline Pilon
05/01/21	Kristi Lynn Young	Justin Mark Irish
07/06/21	Devon Lee Thomas	Chelsea Irene Fleury
08/02/21	Richard Charles Tanner	Samantha Marie Dickinson
08/06/21	Courtney E. Holden	Steven T. Torres
08/16/21	Carly Elizabeth Schmidt	Samuel Benjamin Pollock
08/28/21	Sarah Elizabeth Ann Buzzell	Benjamin John Curran
09/16/21	Lisa Marie Ritter	Daniel Patrick Leonard
09/21/21	Sarah Doreen LaFlam	Robert Adam Lloyde Longe
09/26/21	Zachary Eric Robinson	Meagan Anne Driscoll
09/26/21	Heather Ann Veino	Daniel Robert Jenkins
10/02/21	Tyler Douglas Waite	Brooke Shania Tully
10/23/21	Bruce S. Cullen	Katie E. Bonk
11/27/21	George Batchelder	Lorrene M. Bushey

Town of Georgia, Vermont
Vital Records
2021 Deaths

<u>Name</u>	<u>Date</u>	<u>Age</u>
Charelene Vivian Stech	01/09/21	77
Robin Boyce Jarvis	01/10/21	56
Lee Herbon Blair	01/10/21	48
Bruce Edward Montgomery	01/22/21	83
Meredith Pauline Clemons	01/26/21	76
Mary Ellen Trayah	02/03/21	69
Marvin Wayne Tuttle	02/06/21	83
Marie L. Bushey	02/11/21	80
Christopher P. Gamache	02/12/21	44
Marie Isabell Bell	02/14/21	94
Edwin Ora Brehaut	02/18/21	78
Roger Lee Patriquin	04/21/21	84
Lawrence A. Newell	05/18/21	57
Theodore Stewart Burnell	05/26/21	75
Verna Irene Martelle	06/19/21	92
James Farley Martin	06/23/21	84
Carol Ann Sweet	06/27/21	70
Jeffrey John Broe	08/16/21	71
Scott A. Campbell	08/24/21	55
Christopher Wade Benware	09/01/21	56
Ann Marie Ives	09/12/21	61
Tom Edward Williams	09/24/21	75
Leslie C. Lashway	09/26/21	83
Ronald E. McGee	10/05/21	62
Donald Tibbitts Jackson	10/29/21	85
Edward Thomas Shamy, Jr.	11/27/21	63
Ruby Rae Burnor	12/11/21	95
Maurice Lee Fitzgerald, Sr.	12/18/21	81
Sherry L. Gardner	12/21/21	51



GEORGIA *Vermont*
ESTABLISHED ON AUGUST 17, 1763

2021 Supplemental School Reports for




TABLE OF CONTENTS

Statement From Printer1

Georgia School Three Prior Years Comparisons..... 2

Georgia School District Revenue Summary 3

Georgia School District Expenditure Summary.....4

Georgia School District Proposed Budget 5

Georgia School District Salaries 10

Franklin West Supervisory Union Salaries 13

Franklin West Supervisory Union Report18

Franklin West Supervisory Union Budget..... 21

February 16, 2022

Dear Georgia Residents,

For the past decade or more we here at REPRO have worked diligently with Amber Baker to help produce your Annual Report. As with everything, comes room for error. In our printing of this year’s reports, a computer glitch caused the last several pages of the school reports to not print.

We have printed this supplement of all the school reports at no cost to the taxpayers. We look forward to working with Amber and the Town of Georgia for the next decade and wish all of you a safe and prosperous 2022!

Sincerely,



Mary Dearborn
General Manager



*The Printer with the
Whatever-It-Takes Attitude*

District: Georgia SU: Franklin West		T079 Franklin County	Property dollar equivalent yield 12,937	<--See bottom note	Homestead tax rate per \$12,937 of spending per equalized pupil 1.00		
			15,484		Income dollar equivalent yield per 2.0% of household income		
Expenditures		FY2020	FY2021	FY2022	FY2023		
1.	Budget (local budget, including special programs, full technical center expenditures, and any Act 14 expenditures)	\$12,874,101	\$13,509,550	\$13,942,392	\$14,562,325	1.	
2.	Sum of separately warned articles passed at town meeting	+	-	-	-	2.	
3.	Act 144 Expenditures, to be excluded from Education Spending	-	NA	NA	NA	3.	
4.	Locally adopted or warned budget	\$12,874,101	\$13,509,550	\$13,942,392	\$14,562,325	4.	
5.	Obligation to a Regional Technical Center School District if any	+	-	-	-	5.	
6.	Prior year deficit repayment of deficit	+	-	-	-	6.	
7.	Total Budget	\$12,874,101	\$13,509,550	\$13,942,392	\$14,562,325	7.	
8.	S.U. assessment (included in local budget) - informational data	-	-	-	-	8.	
9.	Prior year deficit reduction (included in expenditure budget) - informational data	-	-	-	-	9.	
Revenues							
10.	Offsetting revenues (categorical grants, donations, tuitions, surplus, etc., including local Act 144 tax revenues)	\$346,250	\$317,250	\$127,183	\$254,287	10.	
11.	Capital debt aid for eligible projects pre-existing Act 60	+	-	-	-	11.	
12.	All Act 144 revenues, including local Act 144 tax revenues	-	NA	NA	NA	12.	
13.	Offsetting revenues	\$346,250	\$317,250	\$127,183	\$254,287	13.	
Education Spending		\$12,527,851	\$13,192,300	\$13,815,209	\$14,308,038		
14.						14.	
15.	Equalized Pupils	861.71	867.28	864.81	862.90	15.	
Education Spending per Equalized Pupil		\$14,538.36	\$15,211.12	\$15,974.85	\$16,581.34		
16.						16.	
17.	Less ALL net eligible construction costs (or P&I) per equalized pupil	-	\$164.35	\$160.43	\$158.93	17.	
18.	Less share of SpEd costs in excess of \$60,000 for an individual (per eqpup)	-	\$42.61	-	-	18.	
19.	Less amount of deficit if deficit is SOLELY attributable to tuitions paid to public schools for grades the district does not operate for new students who moved to the district after the budget was passed (per eqpup)	-	-	-	-	19.	
20.	Less SpEd costs if excess is solely attributable to new SpEd spending if district has 20 or fewer equalized pupils (per eqpup)	-	-	-	-	20.	
21.	Estimated costs of new students after census period (per eqpup)	-	-	-	-	21.	
22.	Total tuitions if tuitioning ALL K-12 unless electorate has approved tuitions greater than average announced tuition (per eqpup)	-	-	-	-	22.	
23.	Less planning costs for merger of small schools (per eqpup)	-	-	-	-	23.	
24.	Teacher retirement assessment for new members of Vermont State Teachers' Retirement System on or after July 1, 2015 (per eqpup)	-	-	-	-	24.	
25.	Costs incurred when sampling drinking water outlets, implementing lead remediation, or retesting.	-	-	-	-	25.	
26.	Excess spending threshold	+	\$18,311.00	\$18,756.00	\$18,789.00	\$19,997.00	26.
27.	Excess Spending per Equalized Pupil over threshold (if any)	-	-	2 year suspension	2 year suspension	27.	
28.	Per pupil figure used for calculating District Equalized Tax Rate	\$14,538	\$15,211	\$15,975	\$16,581.34	28.	
29.	District spending adjustment (minimum of 100%)	136.536%	138.308%	141.158%	128.170%	29.	
Prorating the local tax rate							
30.	Anticipated district equalized homestead tax rate (to be prorated by line 30) [\$16,581.34 ÷ (\$12,937 / \$1.00)]	\$1.3654	\$1.3831	\$1.4116	\$1.2817	30.	
31.	Percent of Georgia equalized pupils not in a union school district	100.00%	100.00%	100.00%	100.00%	31.	
32.	Portion of district eq homestead rate to be assessed by town (100.00% x \$1.28)	\$1.3654	\$1.3831	\$1.4116	\$1.2817	32.	
33.	Common Level of Appraisal (CLA)	95.55%	93.99%	89.80%	86.30%	33.	
34.	Portion of actual district homestead rate to be assessed by town (\$1.2817 / 86.30%)	\$1.4290	\$1.4715	\$1.5719	\$1.4852	34.	
If the district belongs to a union school district, this is only a PARTIAL homestead tax rate. The tax rate shown represents the estimated portion of the final homestead tax rate due to spending for students who do not belong to a union school district. The same holds true for the income cap percentage.							
35.	Anticipated income cap percent (to be prorated by line 30) [(\$16,581.34 ÷ \$15,484) x 2.00%]	2.22%	2.25%	2.32%	2.14%	35.	
36.	Portion of district income cap percent applied by State (100.00% x 2.14%)	2.22%	2.25%	2.32%	2.14%	36.	
37.	#/N/A	-	-	-	-	37.	
38.	#/N/A	-	-	-	-	38.	

- Following current statute, the Tax Commissioner recommended a property yield of \$13,846 for every \$1.00 of homestead tax per \$100 of equalized property value, an income yield of \$16,705 for a base income percent of 2.0%, and a non-residential tax rate of \$1.385. **THESE FIGURES USE THE ESTIMATED \$90,000,000 SURPLUS FROM THE EDUCATION FUND. I DO NOT EXPECT THAT SURPLUS WILL BE USED TO INCREASE THE YIELDS.** I would suggest using the figures provided without the surplus: \$12,937 for the property yield, \$15,484 for the income yield, and \$1.482 for the non-homestead tax rate.

- Final figures will be set by the Legislature during the legislative session and approved by the Governor.

Georgia Town School District

FY23 Anticipated Revenues

1/13/2022

	FY20 Budget	FY20 Actual	FY21 Budget	FY21 Actual	FY22 Budget	FY23 Anticipated
Fund Balance	\$225,000	\$225,000	\$225,000	\$225,000	\$58,183	\$146,287
Impact Fees	\$20,000	\$9,320	\$20,000	\$22,135	\$10,000	\$15,000
Tuition	\$30,250	\$16,500	\$16,500	\$0	\$0	\$0
Interest	\$16,500	\$18,886	\$31,500	\$59,011	\$36,500	\$45,000
Hall & Room Rent	\$6,000	\$0	\$6,000	\$0	\$3,000	\$3,000
Custodial Service Fees	\$500	\$4,633	\$4,500	\$6,823	\$5,000	\$5,000
Gain/Loss On Sale Of Fixed Asset	\$0	\$50,257	\$0	\$0	\$0	\$0
Miscellaneous	\$1,000	\$2,849	\$1,750	\$1,599	\$2,500	\$2,000
Ski Program Revenue	\$10,000	\$10,689	\$10,500	\$0	\$10,500	\$10,500
General State Support Grant	\$12,223,020	\$12,174,407	\$12,905,125	\$12,833,586	\$13,513,795	\$13,983,959
State Aid Vocational Tuition	\$304,831	\$285,453	\$287,175	\$281,000	\$299,414	\$324,079
Tech Ed State Support Grant	\$0	\$2,380	\$0	\$0	\$2,000	\$0
Prior Year Adjustment Rev	\$0	\$375	\$0	\$0	\$0	\$0
Proceeds From Bonds Multi Year Loan	\$0	\$0	\$0	\$169	\$0	\$0
Special Revenue Funds	\$37,000	\$1,500	\$1,500	\$1,500	\$1,500	\$27,500
Total Revenue	\$12,874,101	\$12,802,249	\$13,509,550	\$13,430,823	\$13,942,392	\$14,562,325

Georgia Town School District

FY23 Budget

Expenditure Summary

1/13/2022

	FY20 Budget	FY20 Actual	FY21 Budget	FY21 Actual	FY22 Budget	FY23 Proposed	
Elementary (K - 6)	\$2,411,377	\$1,921,023	\$2,403,006	\$2,193,658	\$2,631,654	\$2,632,206	0.02%
Secondary (7 - 8)	\$928,639	\$1,304,664	\$756,015	\$1,135,246	\$778,423	\$784,503	0.78%
<i>Combined</i>	\$3,340,016	\$3,225,687	\$3,159,021	\$3,328,904	\$3,410,077	\$3,416,709	0.19%
Schoolwide	\$299,949	\$272,222	\$302,684	\$356,163	\$295,263	\$283,040	-4.14%
High School	\$4,119,046	\$3,980,794	\$4,429,886	\$4,040,881	\$4,336,671	\$4,503,133	3.84%
Compensatory Ed	\$134,154	\$117,433	\$130,472	\$130,703	\$27,162	\$54,674	101.29%
Special Education	\$779,465	\$772,405	\$895,479	\$813,116	\$926,280	\$1,210,784	30.71%
Pre-Kindergarten	\$285,380	\$301,499	\$384,120	\$273,493	\$360,932	\$339,376	-5.97%
Co-Curricular	\$73,668	\$58,945	\$72,168	\$27,737	\$72,270	\$78,980	9.28%
Guidance	\$166,418	\$160,091	\$170,773	\$166,907	\$177,451	\$180,898	1.94%
Nurse	\$158,563	\$160,140	\$169,284	\$158,348	\$169,365	\$184,090	8.69%
Library	\$118,012	\$116,877	\$121,072	\$118,545	\$124,292	\$125,846	1.25%
Profesional Development	\$681,777	\$684,888	\$772,172	\$557,365	\$892,287	\$867,506	-2.78%
Technology	\$263,805	\$293,673	\$368,130	\$417,172	\$379,036	\$422,895	11.57%
School Board	\$33,151	\$17,818	\$28,130	\$25,730	\$27,030	\$27,530	1.85%
Supervisory Union Assessment	\$851,731	\$794,117	\$834,876	\$842,399	\$949,928	\$840,161	-11.56%
Principal's Office	\$455,234	\$460,310	\$481,867	\$484,153	\$553,248	\$672,854	21.62%
Business Office	\$7,000	\$10,990	\$22,000	\$27,540	\$27,000	\$30,500	12.96%
Buildings & Grounds	\$665,970	\$627,542	\$704,183	\$611,821	\$729,182	\$793,413	8.81%
Transportation	\$262,144	\$262,355	\$321,500	\$360,063	\$344,677	\$365,292	5.98%
Debt Service	\$141,618	\$141,618	\$140,233	\$140,233	\$138,744	\$137,144	-1.15%
Total General Fund	\$12,837,101	\$12,459,404	\$13,508,050	\$12,881,273	\$13,940,895	\$14,534,825	4.26%
Special Revenue Fund	\$37,000	\$1,500	\$1,500	\$1,500	\$1,500	\$27,500	1733.33%
Grand Total	\$12,874,101	\$12,460,904	\$13,509,550	\$12,882,773	\$13,942,395	\$14,562,325	4.45%

Georgia Town School District
FY23 Budget
1/13/2022

	FY20 Budget	FY20 Actual	FY21 Budget	FY21 Actual	FY22 Budget	FY23 Proposed	
Elementary (K - 6)							
Teacher Salaries	\$1,794,157	\$1,444,536	\$1,734,803	\$1,609,457	\$1,860,245	\$1,865,068	
Insurance Benefits	\$372,272	\$296,652	\$425,318	\$399,134	\$518,900	\$490,132	
Social Security	\$139,548	\$102,271	\$132,785	\$114,109	\$142,309	\$145,176	
Retirement	\$2,000	\$0	\$0	\$0	\$0	\$10,867	
Course Reimbursement	\$48,000	\$23,696	\$45,600	\$14,695	\$47,200	\$47,200	
Contracted Services	\$6,400	\$2,399	\$2,000	\$462	\$500	\$500	
Contracted Services - FWSU	\$8,000	\$20,415	\$18,000	\$21,877	\$18,000	\$28,763	
Supplies	\$35,500	\$24,432	\$35,500	\$29,947	\$37,500	\$37,500	
Workbooks	\$2,000	\$0	\$2,000	\$0	\$0	\$0	
Equipment	\$3,500	\$6,622	\$7,000	\$3,977	\$7,000	\$7,000	
Total Elementary	\$2,411,377	\$1,921,023	\$2,403,006	\$2,193,658	\$2,631,654	\$2,632,206	0.02%
	FY20 Budget	FY20 Actual	FY21 Budget	FY21 Actual	FY22 Budget	FY23 Proposed	
Secondary (7-8)							
Teacher Salaries	\$660,939	\$958,970	\$547,787	\$795,169	\$508,847	\$519,458	
Insurance Benefits	\$174,423	\$235,449	\$129,422	\$245,944	\$193,749	\$183,907	
Social Security	\$47,119	\$70,593	\$41,906	\$57,015	\$38,927	\$39,739	
Municipal Retirement	\$1,308	\$0	\$0	\$0	\$0	\$4,500	
Course Reimbursement	\$18,000	\$12,801	\$13,600	\$19,243	\$13,600	\$13,600	
Contracted Services	\$2,900	\$2,545	\$3,000	\$0	\$3,000	\$3,000	
Transportation & Mileage	\$800	\$515	\$800	\$0	\$800	\$800	
Supplies	\$15,500	\$17,023	\$16,000	\$15,731	\$16,000	\$16,000	
Workbooks	\$650	\$0	\$0	\$0	\$0	\$0	
Equipment & Furniture	\$7,000	\$6,768	\$3,500	\$2,144	\$3,500	\$3,500	
Total Secondary	\$928,639	\$1,304,664	\$756,015	\$1,135,246	\$778,423	\$784,503	0.78%
	FY20 Budget	FY20 Actual	FY21 Budget	FY21 Actual	FY22 Budget	FY23 Proposed	
Enrichment / Schoolwide (1170)							
Teacher Wages	\$98,660	\$101,995	\$102,150	\$164,861	\$97,073	\$128,946	
Hourly Wages	\$23,889	\$21,264	\$30,616	\$22,258	\$21,761	\$0	
Substitute Wages	\$0	\$28,638	\$0	\$13,997	\$0	\$0	
Insurance Benefits	\$49,877	\$35,667	\$43,139	\$64,678	\$49,218	\$33,105	
Social Security	\$9,376	\$11,041	\$10,157	\$14,368	\$9,091	\$9,864	
Municipal Retirement	\$1,222	\$1,210	\$1,837	\$1,322	\$1,261	\$1,500	
Course Reimbursement	\$4,500	\$449	\$2,560	\$2,808	\$2,634	\$3,200	
Contracted Svcs - Substitutes	\$77,200	\$39,563	\$77,000	\$39,709	\$77,000	\$77,000	
Repairs & Maintenance	\$1,000	\$1,001	\$1,000	\$1,156	\$1,000	\$1,000	
Postage	\$5,000	\$5,000	\$5,000	\$5,000	\$5,000	\$5,000	
Travel Expenses	\$200	\$216	\$200	\$30	\$200	\$200	
Supplies	\$25,800	\$19,713	\$25,800	\$19,454	\$27,800	\$20,000	
Equipment	\$3,050	\$6,465	\$3,050	\$6,342	\$3,050	\$3,050	
Dues/ Fees & Misc.	\$175	\$0	\$175	\$180	\$175	\$175	
Total Schoolwide/Enrichment	\$299,949	\$272,222	\$302,684	\$356,163	\$295,263	\$283,040	-4.14%

	FY20 Budget	FY20 Actual	FY21 Budget	FY21 Actual	FY22 Budget	FY23 Proposed	
High School							
Contracted Services	\$2,500	\$640	\$1,000	\$320	\$1,000	\$1,000	
Tuition	\$4,116,546	\$3,980,154	\$4,428,886	\$4,040,561	\$4,335,671	\$4,502,133	
Total High School	\$4,119,046	\$3,980,794	\$4,429,886	\$4,040,881	\$4,336,671	\$4,503,133	3.84%

	FY20 Budget	FY20 Actual	FY21 Budget	FY21 Actual	FY22 Budget	FY23 Proposed	
Compensatory Ed (1150)							
Teacher Salaries	\$68,604	\$69,088	\$70,400	\$70,918	\$0	\$0	
Insurance Benefits	\$29,590	\$22,478	\$25,924	\$25,144	\$0	\$0	
Social Security	\$5,248	\$4,870	\$5,386	\$5,008	\$0	\$0	
Course Reimbursement	\$3,000	\$0	\$1,600	\$304	\$0	\$0	
Contracted Services - Substitutes	\$1,500	\$386	\$1,500	\$386	\$1,500	\$0	
Contracted Services - FWSU	\$25,212	\$20,086	\$25,212	\$28,493	\$25,212	\$54,674	
Supplies	\$1,000	\$525	\$450	\$450	\$450	\$0	
Total Comp Ed	\$134,154	\$117,433	\$130,472	\$130,703	\$27,162	\$54,674	101.29%

	FY20 Budget	FY20 Actual	FY21 Budget	FY21 Actual	FY22 Budget	FY23 Proposed	
Special Education							
FWSU Special Education Assessment	\$705,341	\$713,224	\$822,874	\$752,042	\$855,760	\$1,210,784	
FWSU SLP Assessment	\$74,124	\$59,181	\$72,605	\$61,074	\$70,520	\$0	
Total Special Education	\$779,465	\$772,405	\$895,479	\$813,116	\$926,280	\$1,210,784	30.71%

	FY20 Budget	FY20 Actual	FY21 Budget	FY21 Actual	FY22 Budget	FY23 Proposed	
Pre-Kindergarten							
Teacher Salaries	\$120,427	\$97,151	\$140,555	\$134,434	\$140,884	\$154,764	
Summer Wages	\$0	\$2,310	\$0	\$2,800	\$2,500	\$2,500	
Insurance Benefits	\$32,292	\$28,311	\$36,217	\$17,864	\$30,051	\$28,710	
Social Security	\$9,213	\$7,192	\$10,752	\$10,554	\$10,778	\$11,839	
Municipal Retirement	\$1,308	\$0	\$0	\$0	\$0	\$4,500	
Course Reimbursement	\$5,250	\$14,731	\$4,800	\$6,167	\$4,800	\$4,500	
Contracted Services	\$4,200	\$1,949	\$4,200	\$1,304	\$4,200	\$4,200	
Contracted Services - FWSU EEE Assessment	\$69,060	\$39,491	\$65,271	\$35,969	\$59,889	\$70,272	
Act 166 Tuition	\$40,380	\$107,488	\$120,575	\$61,222	\$106,080	\$54,840	
Supplies	\$3,000	\$2,804	\$1,500	\$3,179	\$1,500	\$3,000	
Furniture & Equipment	\$250	\$72	\$250	\$0	\$250	\$250	
Total Pre-K	\$285,380	\$301,499	\$384,120	\$273,493	\$360,932	\$339,376	-5.97%

	FY20 Budget	FY20 Actual	FY21 Budget	FY21 Actual	FY22 Budget	FY23 Proposed	
Co-Curricular (1410)							
Coaching Wages	\$30,300	\$15,500	\$30,300	\$12,300	\$33,700	\$34,300	
Social Security	\$2,318	\$1,175	\$2,318	\$915	\$3,370	\$3,430	
Officials & Contracted Service	\$15,800	\$15,288	\$15,800	\$3,050	\$13,600	\$17,300	
Charges from SU	\$0	\$5,823	\$0	\$0	\$0	\$0	
Field Maintenance	\$3,000	\$1,541	\$3,000	\$1,493	\$3,000	\$3,000	
Transportation	\$8,900	\$5,480	\$9,500	\$950	\$7,350	\$9,700	
Uniforms	\$2,250	\$3,555	\$2,250	\$2,773	\$2,250	\$2,250	
Supplies	\$6,100	\$2,298	\$5,000	\$4,440	\$5,000	\$5,000	
Equipment	\$2,000	\$6,265	\$2,000	\$135	\$2,000	\$2,000	
Dues & Fees	\$3,000	\$2,020	\$2,000	\$1,681	\$2,000	\$2,000	
Total Co-Curricular	\$73,668	\$58,945	\$72,168	\$27,737	\$72,270	\$78,980	9.28%

	FY20 Budget	FY20 Actual	FY21 Budget	FY21 Actual	FY22 Budget	FY23 Proposed	
Guidance (2120)							
Guidance Salaries	\$119,489	\$121,174	\$125,284	\$125,204	\$129,458	\$133,174	
Insurance Benefits	\$32,018	\$28,251	\$30,805	\$32,175	\$32,989	\$32,437	
Social Security	\$9,141	\$8,927	\$9,584	\$9,109	\$9,904	\$10,187	
Course Reimbursement	\$3,000	\$673	\$3,200	\$0	\$3,200	\$3,200	
Contracted Services	\$1,070	\$322	\$500	\$0	\$500	\$500	
Mileage	\$500	\$150	\$500	\$140	\$500	\$500	
Postage	\$300	\$0	\$0	\$0	\$0	\$0	
Supplies	\$900	\$594	\$900	\$279	\$900	\$900	
Total Guidance	\$166,418	\$160,091	\$170,773	\$166,907	\$177,451	\$180,898	1.94%

	FY20 Budget	FY20 Actual	FY21 Budget	FY21 Actual	FY22 Budget	FY23 Proposed	
Nurse (2130)							
NURSE- Salaries	\$117,498	\$122,646	\$124,425	\$123,634	\$125,164	\$138,126	
Substitute/Hourly Wages	\$5,000	\$3,825	\$5,000	\$1,725	\$5,000	\$5,000	
Insurance Benefits	\$22,083	\$21,334	\$24,641	\$22,069	\$25,326	\$24,697	
Social Security	\$9,372	\$9,548	\$9,518	\$9,488	\$9,575	\$10,567	
Course Reimbursement	\$1,500	\$0	\$3,200	\$80	\$1,800	\$3,200	
Contracted Services	\$500	\$207	\$500	\$130	\$500	\$500	
Postage	\$110	\$0	\$0	\$0	\$0	\$0	
Supplies & Equipment	\$2,500	\$2,580	\$2,000	\$1,222	\$2,000	\$2,000	
Total Nurse	\$158,563	\$160,140	\$169,284	\$158,348	\$169,365	\$184,090	8.69%

	FY20 Budget	FY20 Actual	FY21 Budget	FY21 Actual	FY22 Budget	FY23 Proposed	
Library (2220)							
Librarian Salary	\$66,655	\$67,178	\$68,454	\$69,008	\$70,838	\$72,668	
Insurance Benefits	\$17,808	\$17,455	\$19,531	\$18,904	\$20,435	\$20,019	
Social Security	\$5,099	\$4,881	\$5,237	\$4,993	\$5,419	\$5,559	
Course Reimbursement	\$1,500	\$1,212	\$1,600	\$976	\$1,600	\$1,600	
Contracted Services	\$950	\$626	\$950	\$0	\$700	\$700	
Fish Tank Repairs / Maintenance	\$500	\$308	\$500	\$494	\$500	\$500	
Postage	\$50	\$0	\$50	\$0	\$50	\$50	
Supplies	\$1,000	\$1,725	\$1,000	\$1,045	\$2,000	\$2,000	
Books	\$14,000	\$16,087	\$14,000	\$12,636	\$14,000	\$14,000	
Periodicals	\$6,500	\$7,040	\$6,500	\$7,415	\$6,500	\$6,500	
Audiovisual Materials	\$500	\$0	\$0	\$0	\$0	\$0	
Equipment & Manipulative Devices	\$3,200	\$80	\$3,000	\$3,074	\$2,000	\$2,000	
Dues & Fees	\$250	\$285	\$250	\$0	\$250	\$250	
Total Library	\$118,012	\$116,877	\$121,072	\$118,545	\$124,292	\$125,846	1.25%

	FY20 Budget	FY20 Actual	FY21 Budget	FY21 Actual	FY22 Budget	FY23 Proposed	
Professional Development (2213)							
Teacher Salaries	\$501,057	\$527,355	\$575,435	\$444,186	\$641,199	\$608,922	
Insurance Benefits	\$107,460	\$87,574	\$121,384	\$68,534	\$168,653	\$178,348	
Social Security	\$37,460	\$39,463	\$44,020	\$33,100	\$49,052	\$46,583	
Course Reimbursement	\$18,000	\$21,649	\$19,440	\$5,096	\$21,040	\$21,040	
Contracted Services / Substitutes	\$2,000	\$3,990	\$8,113	\$1,995	\$8,113	\$8,113	
PD Supplies	\$15,800	\$4,857	\$3,780	\$4,454	\$4,230	\$4,500	
Total Professional Development	\$681,777	\$684,888	\$772,172	\$557,365	\$892,287	\$867,506	-2.78%

	FY20 Budget	FY20 Actual	FY21 Budget	FY21 Actual	FY22 Budget	FY23 Proposed	
Technology (2280)							
Teacher Salaries	\$63,860	\$67,178	\$117,446	\$119,236	\$123,216	\$128,946	
Insurances	\$0	\$22,474	\$44,120	\$46,480	\$41,842	\$56,872	
Social Security	\$4,800	\$4,774	\$8,985	\$8,500	\$9,426	\$9,864	
Municipal Retirement	\$5,397	\$0	\$0	\$0	\$0	\$0	
Course Reimbursement	\$0	\$5,670	\$3,200	\$126	\$3,200	\$3,200	
Contracted Services	\$85,839	\$76,586	\$87,010	\$99,425	\$98,319	\$119,780	
Repairs & Maintenance	\$17,686	\$15,880	\$15,686	\$18,581	\$15,166	\$15,100	
Supplies	\$14,550	\$27,141	\$6,500	\$3,772	\$4,350	\$10,550	
Software	\$2,400	\$0	\$2,400	\$36	\$1,784	\$1,800	
Equipment	\$69,273	\$73,970	\$82,783	\$121,016	\$81,733	\$76,783	
Total Technology	\$263,805	\$293,673	\$368,130	\$417,172	\$379,036	\$422,895	11.57%

	FY20 Budget	FY20 Actual	FY21 Budget	FY21 Actual	FY22 Budget	FY23 Proposed	
School Board (2310)							
School Board Wages	\$4,000	\$3,000	\$3,000	\$3,000	\$3,000	\$3,000	
Social Security	\$306	\$230	\$230	\$230	\$230	\$230	
Course Reimbursement	\$800	\$0	\$800	\$0	\$800	\$800	
Contracted Services	\$2,000	\$1,633	\$2,000	\$4,074	\$2,000	\$2,000	
Contracted Services - Board Minutes	\$2,000	\$1,491	\$2,500	\$2,593	\$2,500	\$3,000	
Contracted Services - Legal	\$5,000	\$558	\$0	\$1,435	\$0	\$0	
Liability Insurance	\$9,545	\$6,993	\$9,600	\$6,715	\$8,500	\$8,500	
Postage	\$1,000	\$677	\$1,000	\$1,108	\$1,000	\$1,000	
Advertising	\$4,000	\$3,085	\$4,500	\$6,372	\$4,500	\$4,500	
Supplies	\$800	\$151	\$800	\$203	\$800	\$800	
Dues & Fees	\$3,700	\$0	\$3,700	\$0	\$3,700	\$3,700	
Total School Board	\$33,151	\$17,818	\$28,130	\$25,730	\$27,030	\$27,530	1.85%

	FY20 Budget	FY20 Actual	FY21 Budget	FY21 Actual	FY22 Budget	FY23 Proposed	
Supervisory Union Assessment (2320)							
FWSU Assessment	\$587,394	\$578,322	\$597,629	\$592,411	\$643,546	\$610,592	
FWSU COVID related Para Assessment	\$0	\$0	\$0	\$14,575	\$0	\$0	
FWSU General Education Paras	\$264,337	\$215,795	\$237,247	\$235,413	\$306,382	\$229,569	
Total FWSU Assessment	\$851,731	\$794,117	\$834,876	\$842,399	\$949,928	\$840,161	-11.56%

	FY20 Budget	FY20 Actual	FY21 Budget	FY21 Actual	FY22 Budget	FY23 Proposed	
Principal's Office (2410)							
Principal Salaries	\$223,000	\$221,235	\$217,048	\$225,830	\$232,605	\$318,229	
Hourly Wages	\$106,389	\$117,188	\$122,400	\$110,208	\$130,207	\$133,890	in subs
Insurance Benefits	\$60,000	\$57,861	\$77,407	\$87,167	\$119,669	\$143,231	
Social Security	\$25,045	\$25,847	\$25,968	\$25,711	\$27,755	\$34,587	
Retirement	\$9,900	\$9,939	\$8,744	\$10,488	\$13,212	\$11,737	
Course Reimbursement	\$4,000	\$1,938	\$4,000	\$997	\$4,000	\$5,380	
Contracted Services	\$3,000	\$7,123	\$3,000	\$5,968	\$3,000	\$3,000	
Repairs & Maintenance	\$2,000	\$1,879	\$0	\$0	\$0	\$0	
Telephone	\$12,000	\$10,457	\$15,000	\$11,500	\$15,000	\$15,000	
Postage	\$1,500	\$0	\$0	\$0	\$0	\$0	
Mileage Reimbursement	\$1,500	\$971	\$1,500	\$564	\$1,500	\$1,500	
Supplies	\$2,000	\$1,265	\$2,000	\$886	\$2,000	\$2,000	
Equipment	\$600	\$1,219	\$500	\$2,620	\$500	\$500	
Dues & Fees	\$3,500	\$2,588	\$3,500	\$1,414	\$3,000	\$3,000	
Miscellaneous	\$800	\$800	\$800	\$800	\$800	\$800	
Total Principal's Office	\$455,234	\$460,310	\$481,867	\$484,153	\$553,248	\$672,854	21.62%

	FY20 Budget	FY20 Actual	FY21 Budget	FY21 Actual	FY22 Budget	FY23 Proposed	
Business Office (2520)							
Treasurer Services	\$7,000	\$7,000	\$7,000	\$7,000	\$7,000	\$7,000	
Interest Expense	\$0	\$3,990	\$15,000	\$20,540	\$20,000	\$23,500	
Total Business Office	\$7,000	\$10,990	\$22,000	\$27,540	\$27,000	\$30,500	12.96%
	FY20 Budget	FY20 Actual	FY21 Budget	FY21 Actual	FY22 Budget	FY23 Proposed	
Buildings & Grounds (2600)							
Wages	\$201,500	\$201,773	\$199,542	\$176,951	\$206,334	\$237,477	
Insurance Benefits	\$74,000	\$69,326	\$74,736	\$57,870	\$88,738	\$90,377	
Social Security	\$15,147	\$14,801	\$15,265	\$12,738	\$15,785	\$18,167	
Municipal Retirement	\$10,500	\$11,194	\$11,945	\$9,816	\$12,380	\$15,917	
Course Reimbursement	\$250	\$664	\$200	\$0	\$200	\$200	
Contracted Services	\$0	\$1,382	\$10,000	\$5,107	\$10,000	\$10,000	
Repairs & Maintenance	\$102,600	\$107,590	\$129,470	\$130,340	\$129,470	\$145,000	
Property Insurance	\$22,602	\$20,339	\$23,000	\$21,293	\$23,000	\$24,000	
Liability Insurance	\$11,521	\$10,651	\$12,000	\$10,378	\$12,000	\$12,000	
Mileage Reimbursement	\$100	\$0	\$100	\$0	\$100	\$100	
Supplies	\$46,750	\$46,061	\$46,750	\$34,330	\$50,000	\$60,000	
Electricity	\$110,000	\$96,099	\$110,000	\$99,893	\$110,000	\$110,000	
Heat & Gas	\$65,000	\$34,090	\$65,000	\$37,508	\$65,000	\$60,000	
Equipment	\$6,000	\$13,572	\$6,000	\$15,437	\$6,000	\$10,000	
Dues & Fees	\$0	\$0	\$175	\$160	\$175	\$175	
Total Buildings & Grounds	\$665,970	\$627,542	\$704,183	\$611,821	\$729,182	\$793,413	8.81%
	FY20 Budget	FY20 Actual	FY21 Budget	FY21 Actual	FY22 Budget	FY23 Proposed	
Transportation (2710)							
FWSU Assessment - Transportation	\$257,144	\$259,075	\$316,500	\$357,688	\$339,677	\$360,292	
Field Trip Transportation	\$5,000	\$3,280	\$5,000	\$2,375	\$5,000	\$5,000	
Total Transportation	\$262,144	\$262,355	\$321,500	\$360,063	\$344,677	\$365,292	5.98%
	FY20 Budget	FY20 Actual	FY21 Budget	FY21 Actual	FY22 Budget	FY23 Proposed	
Debt Service							
Bond Interest	\$61,618	\$61,618	\$60,233	\$60,233	\$58,744	\$57,144	
Bond Principal	\$80,000	\$80,000	\$80,000	\$80,000	\$80,000	\$80,000	
Total Debt Service	\$141,618	\$141,618	\$140,233	\$140,233	\$138,744	\$137,144	-1.15%
Total General Fund	\$12,837,101	\$12,459,404	\$13,508,050	\$12,881,273	\$13,940,895	\$14,534,825	4.26%
Special Revenue Fund	\$37,000	\$1,500	\$1,500	\$1,500	\$1,500	\$27,500	1733.33%
Grand Total	\$12,874,101	\$12,460,904	\$13,509,550	\$12,882,773	\$13,942,395	\$14,562,325	4.45%

Georgia Elementary & Middle School
7/1/20 - 6/30/21
(including insurance buy outs)

EMPLOYEE NAME	TOTAL EARNINGS
ALARCON, MANDY	\$56,498.00
ALLARD, SHAWN	\$76,998.00
BARNES, JONATHAN	\$1,800.00
BARNES, KATHERINE	\$600.00
BAYNE, TINA	\$30,726.18
BILLADO, SKYLER	\$21,882.62
BOURBEAU, LINDSEY	\$3,522.00
CHADBURN, COUTNEY	\$61,063.75
CHIAPPINELLI, BEN	\$600.00
CHIAPPINELLI, MARY	\$225.00
CHRISTIE, HALEY	\$55,983.00
CLOW, PATRICK	\$50,560.50
CONRAD, JULIE	\$103,200.00
COPPENRATH, TAYLOR	\$43,478.00
CREPEAU, SUSAN	\$59,648.00
DATTILIO, MELANIE	\$69,008.00
DEMAR, KILIE	\$68,338.00
DEMAR, MITCHELL	\$59,923.00
DRIVER, JESSICA	\$1,350.00
EMERY, STEPHEN	\$128,730.00
FARMER, PAMELA	\$60,528.00
FAVREAU, CORRINA	\$51,575.60
FERGUSON, EMILIE	\$46,728.00
FERGUSON, JULIE	\$62,438.00
FISHER, MELISSA	\$73,700.69
FITZGERALD, MARIE	\$38,031.96
FOLLENSBEE, JENNIFER	\$32,939.24
GOLD, CLARISSA	\$650.00
GRAY, AMY	\$67,223.00
GRIBNAU, CHRISTOPHER	\$67,258.00
GRIMM, FREDERICK	\$600.00
HADD, ERIC	\$71,108.00
HALL, RONALD	\$1,400.00
HARDY, ANTHONY	\$80,373.00
HARDY, JENIFER	\$69,108.00
HARVEY, JOANN	\$81,643.00

HETH, SARA	\$64,748.00
HIGDON, AMANDA	\$452.46
HOGG, DORSEY	\$70,918.00
HOWRIGAN, JESSICA	\$55,403.00
HUNGERFORD, KATHLEEN	\$150.00
INDIANO, ERICA	\$48,078.00
JEWETT, KAITLYN	\$12,103.31
KING, BRADLEY	\$83,868.00
KING, FELICIA	\$48,788.00
LAMBERT, KATIE	\$48,078.00
LAROE, CARL	\$600.00
LECLAIR, SANDRA	\$74,498.00
LEE, KATHLEEN	\$82,118.00
LEHNING, KAREN	\$63,009.25
LOBDELL, GEOFFREY	\$10,354.50
LOTHROP, ERIC	\$650.00
MACKENZIE, ALLISON	\$52,028.00
MALINOWSKI, MICHAEL	\$54,878.00
MANDIGO, MARIAH	\$48,233.00
MATAS, NANCY	\$69,088.00
MATHIEU, LAURA	\$71,508.00
MCSWEENEY, NICHOLAS	\$1,400.00
METAYER, ERIN	\$60,018.00
METCALF, PETER	\$35,659.64
MILNE, ANDREA	\$600.00
MITIGUY, MARY	\$59,963.00
MORSE, EMILY	\$57,028.00
MOULTON, SANDRA	\$70,208.00
O'BRIEN, DOREEN	\$71,713.00
OLIO, LORI-ANN	\$84,618.00
PEPIN, ANNA	\$44,578.00
POTTER, KAREN	\$72,213.00
REMILLARD, NORMAN	\$30,167.80
RIDER, AMY	\$69,848.00
ROWELL, LINDA	\$71,242.00
SARNOWICZ, MICHELLE	\$63,703.00
SHAW, THERESA	\$83,963.00
SIKORSKY, HEATHER	\$54,528.00
ST. PETER, LOGAN	\$67,338.00
SULLIVAN, STACEY	\$57,028.00
SWEENEY, JESSICA	\$50,358.00
SWEET, BRITTANY	\$49,528.00
TOOF, MATTHEW	\$58,188.00
TOOF, PAMELA	\$83,973.00

VIERRA, DANA	\$44,333.00
VOLATILE-WOOD, NANCY	\$45,894.87
WATERHOUSE, MELISSA	\$53,708.00
WILSON, LAURALEE	\$68,238.00
WOLFSON, SARA	\$54,528.00
YOUNG, ERIN	\$65,563.00
TOTAL	\$4,289,118.37

Franklin West Supervisory Union Salaries

7/1/20 - 6/30/21

(including insurance buy-outs)

EMPLOYEE NAME	POSITION	TOTAL EARNINGS
AHERN, NICOLE	PARAPROFESSIONAL	\$23,040.20
ANDERSON, CYNTHIA	SPECIAL EDUCATOR	\$78,884.25
ARNZEN, SHANNON	SPECIAL EDUCATOR	\$54,189.25
ASHER, CHELSEA	PARAPROFESSIONAL	\$20,118.00
BADGER, SAUNDRA	PARAPROFESSIONAL	\$20,883.30
BASKETTE, BLYTHE	SPECIAL EDUCATOR	\$12,772.10
BATES, NICOLE	PARAPROFESSIONAL	\$18,490.65
BAUMEISTER, TARA	PARAPROFESSIONAL	\$19,439.13
BEAUREGARD, OLIVIA	PARAPROFESSIONAL	\$13,481.29
BECHARD, MARTHA-SUE	PARAPROFESSIONAL	\$20,477.47
BELVAL, KATHERINE	PARAPROFESSIONAL	\$16,965.26
BENWAY, DANIELLE	PARAPROFESSIONAL	\$18,884.19
BESSETTE, ANNETTE	PARAPROFESSIONAL	\$15,717.63
BOCKUS, JENNIFER	SPECIAL EDUCATOR	\$63,765.50
BOVAT CLARK, AYSHA	LONG TERM SUBSTITUTE	\$33,189.63
BRIGGS, TAMMY	SPECIAL EDUCATOR	\$79,168.00
BRIGHAM, JONATHAN	PARAPROFESSIONAL	\$20,909.18
BULT, BRIANNA	PARAPROFESSIONAL	\$15,074.40
BURNS, CAITLIN	PARAPROFESSIONAL	\$22,306.61
BURNS, KRISTEN	PARAPROFESSIONAL	\$8,500.48
BURTON, CYNTHIA	INTERVENTIONIST	\$59,318.00
CADIEUX, HOLLEY	PARAPROFESSIONAL	\$22,983.56
CAMPBELL, COLLETTE	BUS DRIVER	\$6,645.34
CARPENTER, MELINDA	SPECIAL EDUCATOR	\$68,324.25
CARSON, TRACYANN	PARAPROFESSIONAL	\$20,343.63
CASTINE, JESSICA	PSYCHOLOGIST	\$64,689.97
CHAMBERS, JAMIE	PARAPROFESSIONAL	\$1,838.55
CHASE, WENDY	SPECIAL EDUCATOR	\$5,755.15
CHUGG, JUDY	LONG TERM SUBSTITUTE	\$9,501.66
CLARK, DIANN	SPEECH LANGUAGE PATHOLOGIST	\$85,568.00
COBB, CASSANDRA	PARAPROFESSIONAL	\$17,431.47
COGAN, EMILY	SPECIAL EDUCATOR	\$67,089.25
CORMIER, JANET	SPECIAL EDUCATOR	\$67,605.50

CORNETT, KIMBERLEE	BOOKKEEPER	\$49,155.02
CURRIER, ROBERT	SPARE DRIVER	\$530.00
CURTIS, EMILY	PARAPROFESSIONAL	\$19,335.13
DAVIS, TAMERA	PARAPROFESSIONAL	\$19,335.99
DAYVIE, DIANE	PARAPROFESSIONAL	\$16,425.63
DECATUR, PENELOPE	PAYROLL SPECIALIST	\$45,436.08
DESAUTELS, HALLIE	PARAPROFESSIONAL	\$21,334.51
DOW, BARB	PARAPROFESSIONAL	\$25,108.92
DRINKWATER, ASHLEY	PARAPROFESSIONAL	\$300.00
DROGALIS, DANIELLE	MATH INTERVENTIONIST	\$58,183.00
DUCHARME, NICOLE	HEALTH ASSISTANT	\$11,758.33
DULING, AMANDA	EXECUTIVE ASSISTANT	\$3,832.00
EVANS, ALEXANDRA	SPECIAL EDUCATOR	\$22,231.27
FAIRBROTHER, ANGELIQUE	DIGITAL LEARNING COACH	\$82,449.98
FATH, MICHAEL	IT SUPPORT	\$38,443.73
FILIBERTI, JULIE	PARAPROFESSIONAL	\$20,102.54
FITZGERALD-LANG, JESSICA	PARAPROFESSIONAL	\$16,530.40
FLETCHER, EMILY	PARAPROFESSIONAL	\$16,447.02
FLEURY, CHELSEA	PARAPROFESSIONAL	\$15,606.11
GALLEY, MELANA	PARAPROFESSIONAL	\$2,184.39
GIFFORD, LOGAN	PARAPROFESSIONAL	\$15,334.08
GILBERT, DEBORAH	PARAPROFESSIONAL	\$19,960.93
GILBERT, SAMANTHA	EXECUTIVE ASSISTANT	\$38,432.00
GILLILAN, EVA	SPARE DRIVER	\$964.99
GONTHIER, TARA	PARAPROFESSIONAL	\$12,004.43
GONYEAU, HEATHER	PARAPROFESSIONAL	\$22,942.56
GONYEAU-GUTKOPF, VIRGINIA	PARAPROFESSIONAL	\$17,996.55
GRANGER, CANDY	HUMAN RESOURCES & BENEFITS COOR	\$87,082.45
GRANGER, TOD	FACILITIES MANAGER	\$80,055.00
GRATTON, RONALD	PARAPROFESSIONAL	\$37,902.62
GREENE, PATRICK	PARAPROFESSIONAL	\$30,164.11
HAINES, LINDA	PARAPROFESSIONAL	\$20,115.42
HALL, RONALD	PARAPROFESSIONAL	\$12,463.01
HILL, AGNES	PARAPROFESSIONAL	\$31,871.12
HOFFMAN, KIMBERLY	PSYCHOLOGIST	\$67,390.50
HOSMER, SUSAN	PARAPROFESSIONAL	\$17,071.49
HUNGERFORD, CARRIE	PARAPROFESSIONAL	\$13,334.40
JENKINS, KRISTINE	SPEECH LANGUAGE PATHOLOGIST	\$67,638.00
JENKINS, PATRICIA	PARAPROFESSIONAL	\$22,889.33
JOHNSON, JULIE	SPECIAL EDUCATOR	\$61,988.00

JOHNSON, KEISHA	PARAPROFESSIONAL	\$15,412.64
JOHNSON, RAYMOND	SPARE DRIVER	\$8,486.61
JONES, KATHRYN	PARAPROFESSIONAL	\$18,702.15
KARR, MARLENE	PARAPROFESSIONAL	\$30,885.67
KEATING, LINDA	DIRECTOR OF CURRICULUM	\$106,950.00
KING, FELICIA	TEACHER	\$875.00
KINNEY, GABRIELLE	SPECIAL EDUCATOR	\$56,368.00
KNAPP, NANCY	PARAPROFESSIONAL	\$23,351.03
KOVAL, LISA	SPEECH LANGUAGE PATHOLOGIST	\$76,593.00
LAFERRIERE, JODY	DISTRICT IT SUPPORT TECHNICIAN	\$47,751.44
LAFRENIERE, SARA	PARAPROFESSIONAL	\$18,816.58
LAMBERT, KATI	PARAPROFESSIONAL	\$92.04
LAMOY, SHEILA	PARAPROFESSIONAL	\$19,974.13
LANDRY, MONICA	PARAPROFESSIONAL	\$16,057.90
LANGFORD, EMILY	PARAPROFESSIONAL	\$1,935.03
LAPAN, SHONDA	PARAPROFESSIONAL	\$17,371.01
LAROCHE, DIANE	PARAPROFESSIONAL	\$25,541.40
LARSSON, CATHERINE	BUS DRIVER	\$16,652.71
LAVALLEE, PAUL	BUS DRIVER	\$566.85
LEACH, DUANE	SPARE DRIVER	\$307.15
LECLERC, KATIE	SPECIAL EDUCATOR	\$62,820.50
LEMAY, KATHRYN	PARAPROFESSIONAL	\$24,858.28
LONGLEY, JANE	PARAPROFESSIONAL	\$25,915.61
LOTHROP, KRISTA	PARAPROFESSIONAL	\$18,315.39
LUTZ, TAMMY	ADMINISTRATIVE ASSISTANT	\$41,097.48
LYNCH, JOANNA	PARAPROFESSIONAL	\$23,026.26
MANAHAN, ERIN	SPECIAL EDUCATOR	\$46,973.00
MARCELINO-HOWARD, ERICA	PARAPROFESSIONAL	\$21,406.23
MARQUETTE, CASEY	PARAPROFESSIONAL	\$15,998.64
MARTIN, LACEY	SPECIAL EDUCATOR	\$40,684.68
MATTHIAS, BEVERLY	PARAPROFESSIONAL	\$16,562.72
MAYNARD, CRYSTAL	MEDICAID COORDINATOR	\$27,520.29
MCCULLEN, SHANNON	SPECIAL EDUCATOR	\$50,000.50
MCGRATH, MICHAEL	PARAPROFESSIONAL	\$20,615.42
MCINTYRE, RACHEL	DIRECTOR OF STUDENT SUPPORT SERVICES	\$100,042.00
METAYER, CHELSEA	SPECIAL EDUCATOR	\$60,123.00
MEUNIER, LORNA	PARAPROFESSIONAL	\$19,907.29
MORRISSEY, BRUCE	BUS DRIVER	\$20,755.54
MORSE, WAYNE	PARAPROFESSIONAL	\$19,033.64
MORTON, RANDALL	BUSINESS MANAGER	\$89,213.00

MUCIA, DEBORAH	PARAPROFESSIONAL	\$26,477.49
MYOTT, JOAN	ACCOUNTING SUPPORT STAFF	\$47,951.25
O'BRIEN, MELISSA	SPEECH LANGUAGE PATHOLOGIST	\$67,773.25
OLIVER, TRACIA	SPECIAL EDUCATOR	\$1,977.50
PALERMO, VERONICA	PARAPROFESSIONAL	\$16,310.00
PARKER, PATSY	TRANSPORTATION MANAGER	\$62,204.00
PERROTTE, MARCY	SPECIAL EDUCATOR	\$54,373.00
PICANZA, JOHN	IT SUPPORT	\$38,383.69
PLANTE, GRADY	FLEET MECHANIC	\$50,945.34
PONTIUS, CRYSTAL	PARAPROFESSIONAL	\$6,088.76
POPOVITCH, AMY	PARAPROFESSIONAL	\$21,011.33
POULIOT, LINDA	PARAPROFESSIONAL	\$20,895.42
PULLIS, CRISTIN	PARAPROFESSIONAL	\$1,541.12
QUARLES, PHYLLIS	SPEECH LANGUAGE PATHOLOGIST	\$61,848.00
QUIGLEY-WIELAND, KATHLEEN	PARAPROFESSIONAL	\$30,266.60
RAMOS, MURIEL	BUS DRIVER	\$25,491.15
REYNOLDS, LORI	PARAPROFESSIONAL	\$21,738.01
RICE, KERRY	PARAPROFESSIONAL	\$13,242.18
ROBY, KENDRA	OCCUPATIONAL THERAPIST	\$50,228.00
ROGERS, JENNIFER	LONG TERM SUBSTITUTE	\$16,394.20
ROLLO, RACHEL	BUS DRIVER	\$15,500.00
ROWELL, JOHN	SPECIAL EDUCATOR	\$82,170.50
SANDERS, HEATHER	PARAPROFESSIONAL	\$18,172.32
SCHOONEJONGEN, CATHERINE	PARAPROFESSIONAL	\$15,576.33
SCHULTZ, JANICE	PARAPROFESSIONAL	\$19,530.01
SHEARER, KAREN	SPECIAL EDUCATOR	\$58,299.25
SHUTTLE, SHAWNA	PARAPROFESSIONAL	\$27,060.59
SKERRETT, ELIZABETH	PARAPROFESSIONAL	\$15,839.76
SMITH, CATHERINE	PARAPROFESSIONAL	\$17,688.00
SMITH, JASON	IT SUPPORT	\$41,212.06
SMITH, JEFFREY	IT MANAGER	\$73,470.00
SNYDER, COLIN	PARAPROFESSIONAL	\$7,534.08
SWEATT, WENDELL	SPARE DRIVER	\$16,649.52
TAGER, JAMES	SUPERINTENDENT	\$144,692.30
TALL, SOPHIA	PARAPROFESSIONAL	\$5,080.77
THOMPSON, PAULA	SUBSTITUTE	\$34,303.27
TOUCHETTE, LORI	PARAPROFESSIONAL	\$19,504.61
TRAYAH, ALICIA	PARAPROFESSIONAL	\$17,446.43
TRUSO, CANDACE	BUSINESS OFFICE SPECIALIST	\$43,536.28
TUCKER, SARAH	SPECIAL EDUCATOR	\$40,537.40

TURNER, JESSICA	PARAPROFESSIONAL	\$1,388.40
VANCE, NICOLE	PARAPROFESSIONAL	\$17,219.46
VATTER, DESIREE	PARAPROFESSIONAL	\$16,172.75
WILLIAMS, JULIE	PARAPROFESSIONAL	\$22,979.37
WILLIAMS, SARAH	PARAPROFESSIONAL	\$14,653.28
WIMETTE, ANITA	PARAPROFESSIONAL	\$18,719.95
WOODWARD, JAMES	BUS DRIVER	\$31,627.86
ZURIT, DARAH	SPECIAL EDUCATOR	\$58,675.50
TOTAL		\$5,013,622.04



January 10, 2022

It has been my distinct pleasure to serve as the Interim Superintendent for Franklin West since July 1st. Having worked in FWSU for the past 29 years, I knew this district was a great place to teach and learn. However, through my new role and the resulting interactions with students, staff, and community members in all three schools, I have come to fully understand what an amazing school system we have. Our teachers are dedicated to serving the needs of our students and our students show a strong desire to learn. Teachers have welcomed me into their classrooms and students are always willing to show me what they are learning. Our community supports our work while sharing their concerns through thoughtful and respectful discussion.

As we began the school year, it became clear that we would not be returning to the post-COVID environment that we had anticipated when summer vacation began in June. With the prevalence of the delta variant, we reopened schools following the Agency of Education's guidance that included masks, contact tracing, and quarantine. These mitigation strategies were implemented to keep students and staff safe and in school five days a week. Throughout the year, our staff has adjusted and adapted to changing conditions and guidelines. Their flexibility and resilience have been instrumental in keeping our schools open so students have the best opportunity to make academic progress. In November, we were able to change our protocol from quarantine to "Test to Stay". Through daily testing of close contacts, we were able to keep hundreds of students in school after a possible exposure. Our success in contact tracing and testing would not have been possible without the tireless efforts of our school nurses. In addition to their regular daily duties, they staffed testing sites starting at 6:45 in the morning and contacted families into the evening and over the weekend! Throughout it all, they have maintained a focus on doing the right thing for our students. As I write this letter, we are awaiting new guidance from the AOE that will help shift our focus and resources away from health operations and back to academic progress.

Along with the challenges of COVID came opportunities for all of our schools in the form of ESSER funds. As a supervisory union, we received \$222,867 through ESSER 1, \$971,345 from ESSER 2, and \$2,175,544 from ARP-ESSER 3. All ESSER funding must be used to prepare, prevent or respond to COVID-19. We have used the funds from ESSER 1 to support immediate needs within our schools including PPE, support for additional hours for our nurses, meal delivery, and increased technology needs. ESSER 2 funds have been used for summer programming for students, math and literacy resources for students, outdoor equipment, mental health support, and staffing to enhance data literacy and support services. We have begun to formulate a plan for the ARP-ESSER funds. Part of the requirements for accessing these funds is called "meaningful consultation". To accomplish this, in February, we will share a survey with our community stakeholders to gather feedback and ideas regarding our intended use of these funds. Our focus is on improving instructional practices as well as some construction projects at each of the schools. We want to use our remaining ESSER funds in a way that has a long

lasting impact on our students and does not add a financial burden to our communities when the funding is gone. Further details about ESSER can be found on our website, www.fwsu.org.

FWSU continues to be guided by the Vision and Action Plan of our former Superintendent Ned Kirsch. Our "*belief in what is possible*" is supported by and supports our goals for Proficiency Based Personalized Learning, Leadership, Flexible Learning Environments, and Engaged Community Partners. We strive for innovation, engagement, and equity in all of our work which is highlighted in the FWSU story published three times per week. Please check it out or subscribe if you have not already done so.

In closing, I want to thank our building administrators and school board members for their dedication to all of our students and staff. Our principals have creatively solved problems to overcome staffing challenges and a lack of substitutes. They have provided support and encouragement to their staff to help meet the needs of our students. Your school board members have provided resources, had difficult conversations, and remained focused on our goal to keep our students in school. Together, the administration and boards have developed budgets that meet the needs of our students and reduce the tax burden on our community. All of our work is done in service to our students and as I've always believed and stated, "**we have the best students anywhere**". Thank you for your continued support of our schools and students.

Respectfully submitted,

A handwritten signature in black ink, appearing to read 'J. T. Tague', is written over a horizontal line.

John T. Tague
Interim Superintendent

Franklin West Supervisory Union
FY23 Proposed Budget
Expenditure Summary
12/15/2021

	FY20 Budget	FY20 Actual	FY21 Budget	FY21 Actual	FY22 Budget	FY23 Budget	
Curriculum	\$175,133	\$158,773	\$176,050	\$175,466	\$175,290	\$185,895	6.05%
Technology	\$448,288	\$421,465	\$450,890	\$465,423	\$471,701	\$462,993	-1.85%
Superintendent's Office	\$338,351	\$313,041	\$356,521	\$418,035	\$422,698	\$394,121	-6.76%
Student Support Services	\$153,993	\$84,977	\$151,719	\$87,129	\$178,824	\$117,454	-34.32%
Business Office	\$356,532	\$325,052	\$381,101	\$379,960	\$396,827	\$441,271	11.20%
Buildings & Grounds	\$174,373	\$169,808	\$184,459	\$161,516	\$164,917	\$169,721	2.91%
General Education Paras	\$677,787	\$586,599	\$797,206	\$661,190	\$1,010,431	\$1,039,457	2.87%
Other Initiatives	\$136,208	\$117,816	\$108,821	\$158,638	\$97,388	\$177,439	82.20%
Transportation	\$1,171,165	\$1,082,214	\$1,428,688	\$1,253,914	\$1,372,538	\$1,446,434	5.38%
Total	\$3,631,830	\$3,259,745	\$4,035,455	\$3,761,271	\$4,290,614	\$4,434,785	3.36%
	FY20 Budget	FY20 Actual	FY21 Budget	FY21 Actual	FY22 Budget	FY23 Budget	
<i>Special Education</i>							
Speech & Language	\$422,360	\$346,297	\$434,241	\$372,996	\$432,104	\$440,050	1.84%
Special Education	\$4,734,700	\$4,390,252	\$5,158,707	\$4,522,676	\$5,749,847	\$5,804,611	0.95%
EEE	\$325,584	\$290,798	\$326,238	\$263,097	\$323,701	\$352,396	8.86%
<i>Total Special Education</i>	\$5,482,644	\$5,027,347	\$5,919,186	\$5,158,769	\$6,505,652	\$6,597,058	1.41%
Total Supervisory Union	\$9,114,474	\$8,287,092	\$9,954,641	\$8,920,040	\$10,796,266	\$11,031,843	2.18%

Franklin West Supervisory Union
FY23 Anticipated Revenues

	FY20 Budget	FY20 Actual	FY21 Budget	FY21 Actual	FY22 Budget	FY23 Budget
Interest	\$3,000	\$3,313	\$3,000	\$3,661	\$3,000	\$3,000
FWSU Assessments (including paras and	\$2,343,770	\$2,204,739	\$2,443,031	\$2,409,205	\$2,739,256	\$2,867,397
SpEd / SLP / EEE Assessments	\$1,918,062	\$2,159,614	\$2,831,382	\$2,180,041	\$3,048,763	\$3,506,304
Grant Administrative Fees	\$100,000	\$0	\$63,907	\$0	\$65,691	\$0
Prior Year	\$0	-\$35,530	\$0	\$11,506	\$0	\$0
Miscellaneous	\$500	\$1,357	\$500	\$1,876	\$500	\$500
Transportation Assessments	\$581,303	\$580,637	\$864,265	\$611,094	\$865,357	\$787,717
State Aid for Transportation	\$484,862	\$422,778	\$454,422	\$437,024	\$419,936	\$548,717
Special Education Block Grant	\$770,000	\$712,642	\$726,652	\$719,859	\$726,652	\$0
Special Education Intensive Reimburse	\$2,189,922	\$1,934,538	\$1,937,834	\$1,743,686	\$2,228,781	\$0
Special Education Extraordinary Reimu	\$500,555	\$270,729	\$552,583	\$322,005	\$589,810	\$578,550
Act 173 Census Block Grant	\$0	\$0	\$0	\$0	\$0	\$2,479,657
EEE Grant	\$144,000	\$159,354	\$150,000	\$164,296	\$0	\$150,000
State Placed Reimbursement	\$128,000	\$544	\$5,000	\$0	\$5,000	\$0
Vocational Transportation	\$105,000	\$69,301	\$110,000	\$227,583	\$103,520	\$110,000
Total Revenue	\$9,268,974	\$8,484,015	\$10,142,576	\$8,831,834	\$10,796,266	\$11,031,842

Franklin West Supervisory Union
FY23 Proposed Budget
Expenditures
12/15/2021

	FY20 Budget	FY20 Actual	FY21 Budget	FY21 Actual	FY22 Budget	FY23 Budget	
Curriculum (2211)							
Salaries	\$128,488	\$126,137	\$130,140	\$129,809	\$129,115	\$132,600	
Insurance Benefits	\$25,679	\$14,443	\$24,469	\$29,295	\$22,970	\$29,851	
Social Security	\$9,829	\$9,729	\$9,956	\$10,076	\$9,877	\$10,297	
Retirement Benefits	\$1,435	\$3,369	\$1,418	\$3,232	\$3,261	\$3,080	
Conferences & Continuing Ed	\$3,000	\$632	\$2,500	\$1,085	\$2,500	\$2,500	
Mileage	\$4,000	\$1,684	\$4,000	\$27	\$4,000	\$4,000	
Dues, Fees & Subscriptions	\$2,702	\$2,779	\$3,567	\$1,942	\$3,567	\$3,567	
Total Curriculum	\$175,133	\$158,773	\$176,050	\$175,466	\$175,290	\$185,895	6.05%

	FY20 Budget	FY20 Actual	FY21 Budget	FY21 Actual	FY22 Budget	FY23 Budget	
Technology (2280)							
Wages & Salaries	\$267,677	\$260,811	\$266,521	\$274,379	\$274,760	\$257,888	
Insurance Benefits	\$68,173	\$66,108	\$75,981	\$88,781	\$86,951	\$88,547	
Social Security	\$20,479	\$19,662	\$20,389	\$20,549	\$21,019	\$19,729	
Municipal Retirement	\$13,409	\$13,272	\$13,903	\$14,503	\$14,600	\$17,408	
Conference & Professional Dev	\$4,000	\$2,315	\$4,000	\$1,390	\$4,000	\$4,000	
Contracted Services	\$69,500	\$54,729	\$60,271	\$59,755	\$60,271	\$64,439	
Mileage Reimbursement	\$2,000	\$576	\$2,000	\$163	\$2,000	\$2,000	
Supplies	\$750	\$807	\$500	\$141	\$500	\$582	
Equipment	\$2,300	\$3,185	\$7,325	\$5,762	\$7,600	\$8,400	
Total Technology	\$448,288	\$421,465	\$450,890	\$465,423	\$471,701	\$462,993	-1.85%

	FY20 Budget	FY20 Actual	FY21 Budget	FY21 Actual	FY22 Budget	FY23 Budget	
Superintendent's Office (2320-2322)							
Superintendent Office Salaries	\$226,391	\$220,673	\$230,485	\$269,185	\$247,999	\$242,312	
Insurance Benefits	\$29,848	\$5,867	\$34,028	\$57,179	\$75,099	\$53,735	
Social Security	\$17,128	\$17,334	\$17,058	\$20,826	\$18,972	\$18,690	
Retirement Benefits	\$5,134	\$7,435	\$4,950	\$9,604	\$9,628	\$6,384	
Conferences & Continuing Ed	\$4,250	\$2,028	\$4,250	\$3,073	\$4,250	\$4,250	
Contracted Services	\$40,000	\$44,752	\$45,000	\$39,258	\$46,000	\$48,000	
Advertising	\$500	\$180	\$500	\$185	\$500	\$500	
Mileage and Travel	\$4,600	\$1,835	\$4,750	\$1,377	\$4,750	\$4,750	
Supplies & Equipment	\$500	\$201	\$500	\$3,394	\$500	\$500	
Dues, Fees & Miscellaneous	\$10,000	\$12,736	\$15,000	\$13,954	\$15,000	\$15,000	
Total Superintendent's Office	\$338,351	\$313,041	\$356,521	\$418,035	\$422,698	\$394,121	-6.76%

	FY20 Budget	FY20 Actual	FY21 Budget	FY21 Actual	FY22 Budget	FY23 Budget	
Student Support Services (2140/2420)							
Salaries	\$111,718	\$64,698	\$115,200	\$65,388	\$130,934	\$83,020	
Insurance Benefits	\$23,088	\$9,959	\$19,085	\$13,604	\$29,394	\$21,409	
Social Security	\$8,546	\$4,814	\$9,004	\$4,876	\$10,016	\$6,504	
Retirement Benefits	\$5,416	\$2,055	\$2,864	\$2,015	\$2,769	\$755	
Conferences & Continuing Ed	\$1,875	\$590	\$1,916	\$150	\$2,061	\$1,616	
Contracted Services	\$0	\$0	\$0	\$140	\$0	\$0	
Mileage Reimbursement	\$2,500	\$1,886	\$2,800	\$108	\$2,800	\$2,800	
Equipment	\$350	\$0	\$350	\$0	\$350	\$350	
Dues, Fees & Miscellaneous	\$500	\$975	\$500	\$848	\$500	\$1,000	
Total Student Support Services	\$153,993	\$84,977	\$151,719	\$87,129	\$178,824	\$117,454	-34.32%

	FY20 Budget	FY20 Actual	FY21 Budget	FY21 Actual	FY22 Budget	FY23 Budget	
Business Office (2520)							
Wages & Salaries	\$266,402	\$249,656	\$275,388	\$259,470	\$252,355	\$289,641	
Insurance Benefits	\$35,066	\$38,648	\$50,156	\$84,146	\$90,026	\$84,741	
Social Security	\$20,380	\$19,181	\$21,067	\$19,687	\$19,305	\$22,158	
Municipal Retirement	\$15,984	\$14,360	\$15,490	\$15,351	\$15,141	\$19,551	
Conferences & Continuing Ed	\$2,300	\$190	\$2,500	\$125	\$2,500	\$7,680	
Contracted Services	\$2,000	\$1,347	\$2,000	\$0	\$2,000	\$2,000	
Mileage Reimbursement	\$3,500	\$1,564	\$3,500	\$854	\$3,500	\$3,500	
Software	\$10,000	\$0	\$10,000	\$0	\$10,000	\$10,000	
Equipment	\$500	\$0	\$500	\$0	\$1,500	\$1,500	
Dues, Fees & Miscellaneous	\$400	\$106	\$500	\$327	\$500	\$500	
Total Business Office	\$356,532	\$325,052	\$381,101	\$379,960	\$396,827	\$441,271	11.20%

	FY20 Budget	FY20 Actual	FY21 Budget	FY21 Actual	FY22 Budget	FY23 Budget	
Buildings & Grounds (2600/2321)							
Salaries & Wages	\$81,532	\$78,867	\$83,005	\$83,164	\$85,875	\$89,630	
Insurance Benefits	\$29,900	\$28,692	\$33,957	\$19,867	\$4,693	\$4,357	
Social Security	\$6,237	\$5,819	\$6,350	\$6,002	\$6,569	\$6,857	
Municipal Retirement	\$4,892	\$4,531	\$4,668	\$4,656	\$5,153	\$6,051	
Continuing Education	\$500	\$0	\$0	\$0	\$500	\$500	
Contracted Services	\$4,000	\$8,266	\$5,000	\$4,069	\$9,000	\$9,000	
Rent	\$22,845	\$21,000	\$23,279	\$21,000	\$23,977	\$23,977	
Prpoerty & Liability Insurance	\$5,167	\$6,344	\$7,500	\$6,271	\$7,500	\$7,000	
Telephone	\$1,600	\$2,425	\$3,000	\$2,801	\$3,000	\$3,200	
Postage	\$1,200	\$2,145	\$1,200	\$765	\$2,150	\$2,150	
Mileage Reimbursement	\$1,500	\$552	\$1,500	\$661	\$1,500	\$1,500	
Supplies	\$7,500	\$6,020	\$7,500	\$7,491	\$7,500	\$8,500	
Utilities	\$6,500	\$5,147	\$6,500	\$4,769	\$6,500	\$6,000	
Equipment	\$1,000	\$0	\$1,000	\$0	\$1,000	\$1,000	
Total Buildings & Grounds	\$174,373	\$169,808	\$184,459	\$161,516	\$164,917	\$169,721	2.91%

	FY20 Budget	FY20 Actual	FY21 Budget	FY21 Actual	FY22 Budget	FY23 Budget	
SLP (2150)							
Para Hourly	\$19,025	\$15,333	\$16,147	\$17,130	\$15,608	\$20,372	
Teacher Salaries	\$273,802	\$273,360	\$306,897	\$280,115	\$301,735	\$273,246	
Insurance Benefits	\$52,241	\$32,284	\$42,373	\$44,691	\$45,119	\$78,848	
Social Security	\$28,967	\$22,081	\$23,480	\$22,379	\$24,277	\$22,489	
Continuing Education	\$9,750	\$1,480	\$6,769	\$4,820	\$6,790	\$6,520	
Contracted Services	\$30,000	\$0	\$30,000	\$2,553	\$30,000	\$30,000	
Contracted Substitutes	\$5,000	\$0	\$5,000	\$0	\$5,000	\$5,000	
SLP Travel	\$200	\$74	\$200	\$0	\$200	\$200	
Supplies	\$2,375	\$1,685	\$2,375	\$1,308	\$2,375	\$2,375	
Equipment	\$1,000	\$0	\$1,000	\$0	\$1,000	\$1,000	
Total SLP	\$422,360	\$346,297	\$434,241	\$372,996	\$432,104	\$440,050	1.84%

	FY20 Budget	FY20 Actual	FY21 Budget	FY21 Actual	FY22 Budget	FY23 Budget	
Special Education (Program 201/211)							
Teacher Salaries	\$1,031,448	\$919,335	\$985,133	\$1,012,035	\$1,139,782	\$1,208,526	
Hourly Wages	\$909,208	\$1,011,291	\$937,152	\$881,605	\$907,531	\$1,039,275	
Insurance Benefits	\$393,285	\$347,982	\$492,953	\$486,432	\$743,662	\$818,199	
Social Security	\$143,715	\$144,365	\$146,774	\$142,617	\$155,548	\$172,148	
Municipal Retirement	\$60,344	\$55,538	\$76,884	\$51,717	\$66,600	\$90,202	
Course Reimbursement	\$28,500	\$24,059	\$34,240	\$26,213	\$36,677	\$40,601	
Contracted Services	\$930,200	\$875,739	\$939,571	\$955,134	\$1,043,122	\$992,480	
Substitute Contracted Services	\$55,000	\$35,247	\$65,000	\$16,044	\$65,000	\$65,000	
Tuition & Transportation	\$733,500	\$623,095	\$855,000	\$589,792	\$928,425	\$965,081	
Mileage Reimbursement	\$1,000	\$5,899	\$1,000	\$1,291	\$1,000	\$1,500	
Excess Costs	\$411,500	\$342,415	\$590,000	\$354,551	\$587,500	\$391,600	
Supplies	\$25,000	\$5,287	\$25,000	\$4,926	\$25,000	\$10,000	
Equipment	\$12,000	\$0	\$10,000	\$319	\$50,000	\$10,000	
Total Special Education	\$4,734,700	\$4,390,252	\$5,158,707	\$4,522,676	\$5,749,847	\$5,804,611	0.95%

	FY20 Budget	FY20 Actual	FY21 Budget	FY21 Actual	FY22 Budget	FY23 Budget	
EEE (Level 11)							
Hourly Wages	\$65,254	\$84,983	\$93,940	\$61,722	\$66,072	\$64,198	
Teacher Salaries	\$187,564	\$146,486	\$145,328	\$119,002	\$140,123	\$157,907	
Insurance Benefits	\$43,789	\$36,051	\$58,214	\$38,527	\$70,624	\$78,994	
Retirement	\$0	\$144	\$2,170	\$2,170	\$3,964	\$5,834	
Social Security	\$16,492	\$17,215	\$16,505	\$13,711	\$14,580	\$17,019	
Continuing Education	\$8,835	\$2,200	\$4,931	\$1,591	\$4,338	\$4,444	
Contracted Services	\$1,500	\$2,342	\$3,000	\$25,995	\$20,000	\$20,000	
Supplies	\$1,150	\$1,377	\$1,150	\$379	\$3,000	\$3,000	
Equipment	\$1,000	\$0	\$1,000	\$0	\$1,000	\$1,000	
Total EEE	\$325,584	\$290,798	\$326,238	\$263,097	\$323,701	\$352,396	8.86%

	FY20 Budget	FY20 Actual	FY21 Budget	FY21 Actual	FY22 Budget	FY23 Budget	
General Education Paras							
Regular Para at Fletcher	\$45,293	\$43,057	\$61,756	\$63,582	\$76,296	\$78,740	
Regular Para at Fairfax	\$365,949	\$327,747	\$498,203	\$362,195	\$627,753	\$643,149	
Regular Para at Georgia	\$266,545	\$215,795	\$237,247	\$235,413	\$306,382	\$317,569	
Total Regular Ed Paras	\$677,787	\$586,599	\$797,206	\$661,190	\$1,010,431	\$1,039,457	2.87%
Other Initiatives							
Fairfax Nurse Substitutes	\$0	\$81	\$0	\$12,351	\$0	\$0	
Fairfax Compensatory Education / ELL	\$50,000	\$55,982	\$57,490	\$69,048	\$49,730	\$38,026	
Fletcher Other Initiatives	\$2,500	\$2,429	\$6,160	\$3,849	\$0	\$49,976	
Georgia Other Initiatives	\$83,708	\$59,324	\$45,171	\$73,390	\$47,658	\$89,437	
Total Other Initiatives	\$136,208	\$117,816	\$108,821	\$158,638	\$97,388	\$177,439	82.20%
Transportation (2710)							
<i>Fairfax</i>							
Transportation Wages	\$316,252	\$238,453	\$322,261	\$227,862	\$331,864	\$364,885	
Insurance Benefits	\$47,596	\$61,817	\$68,637	\$70,284	\$72,486	\$85,314	
Social Security	\$24,193	\$17,892	\$24,653	\$17,242	\$25,388	\$27,914	
Municipal Retirement	\$8,000	\$8,738	\$7,087	\$9,245	\$10,000	\$13,047	
Conference & Prof Development	\$500	\$75	\$1,000	\$0	\$1,000	\$1,000	
Contracted Services	\$12,000	\$19,221	\$12,000	\$29,711	\$13,000	\$13,000	
Repairs & Maintenance	\$5,000	\$1,105	\$5,000	\$898	\$5,000	\$5,000	
Phone / Advertising/Travel	\$5,800	\$1,051	\$5,800	\$99	\$5,800	\$5,800	
Vehicle Insurance	\$4,725	\$4,127	\$5,000	\$3,505	\$5,500	\$5,500	
Utilities	\$5,000	\$5,098	\$5,500	\$4,489	\$5,750	\$5,750	
Uniforms	\$3,000	\$0	\$3,000	\$3,033	\$3,000	\$3,000	
Supplies	\$25,000	\$19,900	\$25,000	\$17,265	\$25,000	\$25,000	
Fuel for Vehicles	\$45,000	\$30,356	\$55,000	\$28,873	\$55,000	\$55,000	
Equipment	\$97,000	\$122,966	\$190,000	\$191,586	\$95,000	\$95,000	
Dues, Fees and Miscellaneous	\$1,700	\$397	\$1,750	\$71	\$1,750	\$1,750	
Total Fairfax	\$600,766	\$531,196	\$731,688	\$604,163	\$655,538	\$706,960	7.84%
					\$16,425	\$16,983	
					\$671,963	\$723,943	
<i>Fletcher</i>							
Contracted Services	\$153,652	\$141,541	\$182,000	\$166,100	\$188,000	\$194,392	
Diesel Fuel FES	\$0	\$10,917	\$26,000	\$6,285	\$26,000	\$26,000	
Total Fletcher	\$153,652	\$152,458	\$208,000	\$172,385	\$214,000	\$220,392	2.99%
					-\$16,425	-\$16,983	
					\$197,575	\$203,409	
<i>Georgia</i>							
Contracted Services	\$416,747	\$378,009	\$459,000	\$459,000	\$473,000	\$489,082	
Diesel Fuel GEMS	\$0	\$20,551	\$30,000	\$18,366	\$30,000	\$30,000	
	\$416,747	\$398,560	\$489,000	\$477,366	\$503,000	\$519,082	3.20%
Total Transportation	\$1,171,165	\$1,082,214	\$1,428,688	\$1,253,914	\$1,372,538	\$1,446,434	5.38%
Total Budget	\$9,114,474	\$8,287,092	\$9,954,641	\$8,920,040	\$10,796,266	\$11,031,843	2.18%

ZONING MAP

TOWN OF GEORGIA, VERMONT

