

TOWN  
OF  
**HUBBARDTON,**  
**VERMONT**

**2004**



Reports of the Town and School District Officers  
for 2003  
and Fiscal Year July 1, 2002 - June 30, 2003

**2004 TOWN REPORT OF HUBBARDTON, VERMONT**  
*Reports of the Town & School District Officers for 2003*  
*and Fiscal Year July 1, 2002 - June 30, 2003*

**TABLE OF CONTENTS**

Selectboard Chairman's Report	1
<b>CAPITAL BUDGET &amp; PROGRAM</b>	<b>3</b>
Planning Commission Report	4
Zoning Administrator's Report	4
Road Commissioner's Report	5
Hubbardton Volunteer Fire Department Report	7
Constable's Report	9
 Town Clerk Reports	
Dog License Report & 2004 Rabies Clinic Notice	9
Hubbardton Vital Statistics	10
Town Clerk Office Hours	10
 Cemetery Treasurer's Report	11
<b>CEMETERY COMMISSIONERS' BUDGET</b>	<b>11</b>
 Town Treasurer's Reports	
Balance Sheet & Financial Summary	12
Town Indebtedness	12
Capital Project Accounts	13
Reserves - Prior Year	13
Reserves - Designated	14
Statement of 02/03 Taxes Raised	14
03/04 Taxes Being Raised	14
Delinquent Tax List as of 1/19/0403	15
Delinquent Tax Summary for the 2002/2003 FY	15
 Hubbardton Auditors' Statement	15
Hubbardton Auditors' Report	16
 <b>WARNING - 2004 Annual Town Meeting</b>	<b>20</b>
<b>TOWN BUDGET FOR 2004-2005</b>	<b>22</b>
 School District Treasurer's Report	26
Hubbardton Student Population - 87/88 through 03/04	26
School Indebtedness	26
School Directors' Report	27
 <b>WARNING - 2004 Annual School District Meeting</b>	<b>28</b>
<b>SCHOOL DISTRICT BUDGET FOR 2004-2005</b>	<b>29</b>
 Independent Auditor's Report - Hubbardton School District	31
Three Prior Years Comparison - prepared by the State Dept. of Education	32
State Special Education and EEE Block Grants	33
 Report of the Superintendent	33
<b>A.R.S.U. BUDGET</b>	<b>38</b>
 Hubbardton Community Scholarship Information	39
Hubbardton Community Scholarship Application	40
 <b>WARNING - CASTLETON/HUBBARDTON Union District #42 Annual Meeting</b>	<b>Inside Back Cover</b>

Dear Neighbors & Friends,

Greetings to all - it seems as if I just recently finished last year's version of the Selectboard's report, yet it is time to do it once again - Time flies when you're having fun, or so-they-say!! As always, it is my intent here to review some significant events of the past year, and to preview a few anticipated upcoming events/projects for the coming year.

Winter came upon us in the form of some major snowfalls and severe cold prior to Christmas, and has kept our road crew busy ever since. Although to some it may sound repetitive and/or "the-same-old-stuff", I once again want to thank Nate, Gregg, Dave, Jeanne, Darlene & Trish for the excellent work and "dedication-to-duty". The level of personal safety that we all enjoy on our town roads is very comforting to all us, and is a direct result of their vigilance and attention-to-detail. Thank you all.

The Monument Hill reconstruction/repairing project is now-but-one-segment away from completion. This coming summer will see the completion from the High Pond turn west past the Nordemeyer's residence, and result in paved road all the way from Rte 30 to the Castleton Town line.

The new loader/backhoe approved by the voters last year arrived early in October, after several on-site demonstrations/try-outs and "dickering" with dealers. After carefully comparing machines, costs, and service/warranty provisions, the machine, manufactured by Case, was purchased from Town-line Equipment. As an aside, I would mention that due to today's inflated prices, and the quality of maintenance and upkeep on our old machine, we received about the same trade-in-price as we originally paid for it!

Many of you will recall that I have alerted you that the State would eventually require us to cover our salt and sand piles "sometime-in-the-future." Well, I and many others, were startled to read in an early Fall issue of the Herald that this requirement for towns was going to happen pretty-much "immediately". "Oh my" I thought (well, I can't print what I really thought ----!) However, a subsequent edition of the Herald, as well as conversations with District Highway and Environmental Agency officials modifies the situation to something like "Towns-must-show-progress-in-planning-for" these facilities, which we have, and will continue to do! Although I hesitate to set any definitive date/deadlines for this project, I think we have no more than five (5) years to get this done!

New guardrails were installed near the Hanley Farm and Hult's property, both on Monument Hill Road, and this coming year we hope to install same on-the-corner between Rte 30 and the Florence Cary house.

The Fire Department has taken a positive step toward its goal of a new East-side station by acquiring the site of the former Chizmar residence. Demolition of the house and site-improvement work continue, and I am optimistic that some "creative-financing" comprised of donations (both money and "in-kind" services") and grant-monies will bring this dream-to-reality "sooner-than-later". Although membership levels are not at the optimum, we all enjoy the

peace-of-mind of knowing this well trained and equipped group of volunteers, and its support network are always available, and for that, on behalf of us all, I say "Thank-you". Please show your support by giving time, money, or praise, whenever you are able to do so.

Transfer station costs seem to vary slightly each year, dependant upon market conditions for recyclables, the cost of "doing-business" (have you heard these \$3.00 per gal. gasoline rumors?!) etc. We continue to work with our neighbors in Castleton to provide the most environmentally sound convenient and economical way to serve your needs. Remember - permit stickers are paid for at the Town Clerks' office, and you need to purchase one for each house you own (in Town) from which you take waste/recyclables to the transfer station, and for each vehicle used. If you have questions, give me a call.

The Historical Society has made significant strides in developing a written account of various events etc, of our town. I would urge any of you who through conversation with current and/or former residents, "accidental" discovery of a document or artifact etc, to contact a member of the historical society and share your knowledge/find.

Conversation with the Society and the State Historic Sites folks continues in an effort to find the best way to meet the needs of all vis-a-vis space issues, displaying significant materials, and hosting events. I would encourage you all to visit one (or all of course) of the many presentations/events that occur throughout the year.

I know Paul - this is getting long - I'm working on it!!

As this "goes-to-press", the upcoming tax rates are not yet "cast-in-concrete", but, overall, the situation appears to be as follows:

The "Town" tax rate will be less than last years' - Some "windfall" monies for road related matters will allow us to pay-off previous paving work earlier than anticipated, saving interest, etc.

The School tax rate remains "a-mystery", pending legislative action/decisions that need to be made around Act 68, etc. We hope to have some more information at Town Meeting.

Each year as I write this report, I am grateful that Gregg Rickert, our Road Foreman provides me with a list of accomplishments, newspaper articles, etc., to help me. This year is no different, except now he has given me a bound notebook entitled the "George can't remember-what-happened-this-year-book, 2003!!" Sad, but true, thank-you Gregg!

As I bring this to a close, I ask that you pause to remember those who have passed away since my last report! Each person, through various means, made contributions which in some way positively impacted on our quality-of-life. To the families of William and Mary Caryl, Anita Murphy, Ziegfried Kowalski, Florence P. Cary, Henry S. Hewitt, Mr. Ronald Deer, and Julia Ann McLaughlin, we offer our condolences.

Although I have already mentioned a few in previous comments, I want to take this opportunity to thank each and everyone of the many people who through volunteer, elected, or appointed positions work so hard to take care of the multitudinous "chores" that need to be done. As a long-time resident/public-servant recently commented, "it-sure-isn't-like-it-used-to-be;" referring to the amount and complexity of todays regulations, needs, etc. Their efforts help us to maintain some semblance of "local-control" and ensure that we, the people are heard. Thank-you-all.

Let's have a good turnout at Town Meeting - reunite with neighbors after a long winter, raise issues you may have, talk about past and/or future, or trade "Dean-for-President" buttons (this activity optional and not an endorsement of any kind.

Looking forward to seeing you all, and forever thankful to be among you in our town, I remain, for the Board

Sincerely yours

George (George W. Davis, Jr.)

<b><u>CAPITAL BUDGET &amp; PROGRAM</u></b>	<b><u>2005 - 2010</u></b>	<b><u>For the years ending June 30</u></b>						
	<b>TOTAL COST</b>	<b>2005</b>	<b>2006</b>	<b>2007</b>	<b>2008</b>	<b>2009</b>	<b>2010</b>	<b>Cost Status- Last Program</b>
<b><u>HIGHWAY DEPARTMENT</u></b>								
Sand Shed	20,000			20,000				same
Bridge #6 Repair	30,000		30,000					same
Bridge #11 Replacement	25,000	25,000						same
Guardrails	14,000	2,000	12,000					decreased
Grader	130,000			130,000				same
Dump Truck	80,000						80,000	new
Repaving/Reconstruction	480,000		50,000	140,000	140,000	150,000		same
Pavement Extension	37,000	37,000						decreased
<b><u>FIRE DEPARTMENT</u></b>								
Station #2 Replacement	50,000		50,000					same
Engine #3	125,000					125,000		same
<b>TOTALS</b>	<b>991,000</b>	<b>64,000</b>	<b>142,000</b>	<b>290,000</b>	<b>140,000</b>	<b>275,000</b>	<b>80,000</b>	

These figures are projections for the six year period. They do not include interest costs. The availability of federal/state funds, use of reserve funds, and financing to be determined and discussed prior to town vote.

# PLANNING COMMISSION REPORT

In 2003, the Planning Commission reviewed and approved two minor subdivisions. The Commission also undertook to access a State sponsored initiative for State Historic Highways. Ultimately, this would allow for new signage and possible upgrades in the roads themselves as they relate to the Battlefield and the Bomoseen Wetland. However, there is at least a two-year planning cycle for this project.

All the new state requirements for septic and subdivision standards are scheduled to come on line in July of 2007. For the most part, these will only impact septic specifications.

The Planning Commission meets the third Wednesday of every month, or on an as needed basis. All members of the public are invited to attend.

On a personal note, all the members of the Board mourn the passing of Mary Caryl. She represented the very best in service to town government and was such wise counsel to the Board and a good friend to all. She will be sorely missed. Godspeed, Mary.

Respectfully submitted,

**Aldo Breda**  
**Dan Calvin**  
**Shawn Dubois**  
**William Evans**  
**Alex Pritchard**  
**Richard Nordmeyer**  
**Tom Spangenberg, Chair**  
**Robert Gibbs, Zoning Administrator**

## ZONING ADMINISTRATOR'S REPORT

50 Permits issued in 2003

8 Houses  
0 Mobile Homes  
10 Garages, Sheds, Barns  
12 Additions  
6 Alterations  
8 Septic systems  
0 Subdivisions  
6 Miscellaneous

Respectfully submitted, Robert Gibbs  
ZONING ADMINISTRATOR

# ROAD COMMISSIONER'S REPORT - 2003

1	HORTONIA RD	BRUSH HOGGED BROOMING 1 ROAD SIGN REPLACED	24 HOURS 18 HOURS
2	MONUMENT HILL RD	REMOVED OLD GUARDRAILS REPLACED WITH NEW REMOVED OLD GUARDRAILS REPLACED WITH NEW GRADED & ROCK RAKED BRUSH HOGGED	HANLEY FARM 408 LF HULTS 196 LF 65 HOURS 35 HOURS
	BATTLEFIELD TURN-AROUND	12 LOADS SHALE 7 LOADS CRUSHED SLATE	216 YARDS 46 YARDS
	PAVEMENT EXTENSION	127 LOADS BLACKTOP 116 LOADS CRUSHED GRAVEL 54 LOADS BANK RUN GRAVEL 19 LOADS BLASTED ROCK DITCHING MAGNESIUM CHLORIDE 18"X60' PLASTIC CULVERT 15"X30' PLASTIC CULVERT 15"X30' PLASTIC CULVERT 18"X50' PLASTIC CULVERT 15"X40' PLASTIC CULVERT 18"X40' PLASTIC CULVERT 15"X30' PLASTIC CULVERT 18"X40' PLASTIC CULVERT 15"X20' PLASTIC CULVERT 400+ TREES REMOVED WOOD CHIPPER	1,038 TONS 1,766 YARDS 816 YARDS 378 YARDS 133 YARDS 1,000 GALLONS 10' ADDED 10' ADDED CHECKED 20' ADDED CHECKED 10' ADDED CHECKED RESET 82 HOURS
3	RTE 144	BRUSH HOGGED	3 HOURS
4	HIGH POND RD	1 ROAD SIGN REPLACED GRADED & RAKED BRUSH HOGGED MAGNESIUM CHLORIDE 1 LOAD 3/4 STONE 4 LOADS CRUSHED GRAVEL	47 HOURS 7 HOURS 1,200 GALLONS 6 YARDS 28 YARDS
5	ST JOHN RD	BRUSH HOGGED GRADED & RAKED MAGNESIUM CHLORIDE 1 LOAD CRUSHED GRAVEL 6 LOADS 3/4 STONE	8 HOURS 43 HOURS 900 GALLONS 7 YARDS 30 YARDS
6	HOWLAND RD	GRADED & RAKED MAGNESIUM CHLORIDE BRUSH HOGGED 3.5 LOADS 3/4 STONE	48 HOURS 900 GALLONS 19 HOURS 26 YARDS
6	PENCIL MILL RD	GRADED & RAKED MAGNESIUM CHLORIDE BRUSH HOGGED 5 LOADS 3/4 STONE 1 LOAD CRUSHED GRAVEL	15 HOURS 300 GALLONS 8 HOURS 34 YARDS 8 YARDS
6	WOODS RD	GRADED & RAKED BRUSH HOGGED 3 LOADS 3/4 STONE 5 LOADS CRUSHED GRAVEL	30 HOURS 5 HOURS 18 YARDS 35 YARDS

7	BLACK POND RD		GRADED & RAKED	76 HOURS
			BRUSH HOGGED	15 HOURS
			CUTTING BRUSH	119 HOURS
		15"X40'	PLASTIC CULVERT	
		40 LOADS	MAGNESIUM CHLORIDE	2,400 GALLONS
			DITCHING	280 YARDS
8	YOUNG RD		BRUSH HOGGED	2 HOURS
9	CAMP RD		GRADED & RAKED	24 HOURS
			BRUSH HOGGED	5 HOURS
		1 LOAD	MAGNESIUM CHLORIDE	600 GALLONS
			CRUSHED GRAVEL	7 YARDS
10	DELANCEY RD		GRADED & RAKED	12 HOURS
			BRUSH HOGGED	5 HOURS
			MAGNESIUM CHLORIDE	300 GALLONS
11	BAKER RD		GRADED & RAKED	12 HOURS
			BRUSH HOGGED	4 HOURS
		1 LOAD	CRUSHED GRAVEL	7 YARDS
12	BURNS RD		1 SIGN REPLACED	
			GRADED & RAKED	12 HOURS
			BRUSH HOGGED	3 HOURS
			MAGNESIUM CHLORIDE	500 GALLONS
		1 LOAD	3/4 STONE	7 YARDS
		2 LOADS	1 1/2 STONE (SHOREHAM TELEPHONE)	28 YARDS
13	WEST RD		GRADED & RAKED	18 HOURS
			BRUSH HOGGED	3 HOURS
			MAGNESIUM CHLORIDE	900 GALLONS
		3 LOADS	CRUSHED GRAVEL	21 YARDS
15	GANSON HILL EAST	11 LOADS	CRUSHED GRAVEL	77
		7 LOADS	1 1/2" STONE	98 YARDS
		6 LOADS	DITCHING	72 YARDS
			504'X3' POLY FELT	
			504' UNDERDRAIN	
		1 18"X30'	PLASTIC CULVERT	
15	GANSON HILLWEST		GRADED & RAKED	6 HOURS
			BRUSH HOGGED	3 HOURS
			MAGNESIUM CHLORIDE	300 GALLONS
18	DAVIS RD		GRADED & RAKED	6 HOURS
			BRUSH HOGGED	3 HOURS
			MAGNESIUM CHLORIDE	300 GALLONS
18	DIKEMAN RD		GRADED & RAKED	6 HOURS
			BRUSH HOGGED	2 HOURS
			MAGNESIUM CHLORIDE	300 GALLONS
20	BIDDIE KNOB RD		GRADED & RAKED	18 HOURS
			BRUSH HOGGED	3 HOURS
			MAGNESIUM CHLORIDE	300 GALLONS
		10 LOADS	CRUSHED GRAVEL	70 YARDS
21	FROG HOLLOW RD		GRADED & RAKED	42 HOURS
			BRUSH HOGGED	12 HOURS
			MAGNESIUM CHLORIDE	900 GALLONS
		1/2 LOAD	3/4 STONE	4 YARDS
22	HINKLEY RD		GRADED & RAKED	46 HOURS
			BRUSH HOGGED	4 HOURS
			MAGNESIUM CHLORIDE	300 GALLONS
23	GILL RD		GRADED & RAKED	3 HOURS

ROAD WORK SUMMARIZED BY: NATE BOOTH, JR -ROAD COMMISSIONER; GREGG RICKERT, SR. - ROAD FOREMAN;  
 DAVE BARKER; DARLENE BUTLER; JEANNE SAMPSON; TRISHA DEMGARD; CLIFF DUVAL; GREGG RICKERT, JR.;  
 BOB GIBBS; FESTUS



# HUBBARDTON VOLUNTEER FIRE DEPT. 2003 ANNUAL REPORT

During the 2003 calendar year, the volunteers responded to 31 requests for emergency assistance.

<u>DATE</u>	<u>TYPE</u>	<u>LOCATION</u>
11/29	Electrical Fire	Duboff Rd.
11/19	Medical Assist	Rte. 30
10/13	Vehicle Accident	Rte. 30
9/25	Structure Fire	Monument Hill Rd.
9/18	Good Intent	Camp Rd.
9/17	Good Intent	Howland Rd.
9/09	Medical Assist	Rte. 144
9/06	Medical Assist	Hortonia Rd.
9/03	Medical Assist	Birch Rd.
8/30	Good Intent	Stoney Rd.
8/29	Vehicle Accident	Rte. 30
8/26	Structure Fire	Castleton
8/21	Medical Assist	White's Point Rd.
8/10	Medical Assist	West Rd.
7/31	Medical Assist	Rte. 30
7/21	Vehicle Accident	Monument Hill Rd.
7/18	Medical Assist	Monument Hill Rd.
7/13	Vehicle Fire	Monument Hill Rd.
7/07	Vehicle Accident	Rte. 30
7/01	Medical Assist	Rte. 30
6/18	State Police Assist	Monument Hill Rd.
6/11	Vehicle Accident	Rte. 30
5/23	Medical Assist	Monument Hill Rd.
5/16	Vehicle Accident	Beebe Pond Rd.
5/15	Vehicle Accident	Woods Rd.
4/06	Good Intent	Benson
4/05	Structure Fire	Castleton
2/25	Chimney Fire	Rte. 30
2/15	Structure Fire	Castleton
1/29	Hazardous Material	Ledgemere Point Rd.
1/23	Furnace Malfunction	St. John Rd.

The membership wishes to extend special thanks to the members of the Hubbardton Volunteer Fire Department Boosters. Formed in 1996, this organization provides assistance at fire scenes by providing direct support and refreshments. In addition, the Boosters conduct numerous fundraising activities and generally foster a sense of community service.

The following individuals served the Town as volunteers during 2003.

Don Brown, Chief	Robin Gibbs
Joe Gibbs, 1 <sup>st</sup> Assist. Chief	Kyle Cornell
Dave Schneider, 2 <sup>nd</sup> Assist. Chief	Kurt Schneider
Val Brown, Dispatcher	Cliff Duval
Donna Kasuba, Dispatcher	Mike Bizon
Cheri Rickert, Dispatcher	Dennis Coughlin
David Barker, Fire Police	Dave Miller
Nate Booth, Fire Police	Peter Kimmel
Rudolph Chizmar, Honorary	Paul Albro
Greg Rickert, Sr.	Dan Adams, Jr.
Greg Rickert, Jr.	Orlando Craig
Justin Bolster	Glen Hobbs
Bob Demgard, Junior Member	Chris Custer
Chris Schreiner	

There are currently 16 firefighters on the department, while the desired membership is 24. As with any organization, there are many jobs requiring many different skill levels and physical abilities, not all of which require going into burning buildings. No experience is necessary to join, and all functions contribute to the protection of the town. Anyone interested in information regarding joining should contact Don Brown at 468-2242 or 273-2284, or speak to any member of the department. Even if you feel you can't join, ask a friend or neighbor if they can help. The rewards of helping friends and neighbors in their most crucial time of need are immeasurable.

Each year, Hubbardton firefighters volunteer to participate in the fire awareness programs at Castleton Village and Castleton Elementary Schools. Please help us in protecting our children by checking your smoke detectors twice each year. In addition, if you have children, talk to them about the dangers of playing with fire and have an escape route planned.

The date of our annual chicken barbeque will be August 14<sup>th</sup>. We wish to thank the townspeople for their support in this, and all of our fundraising activities.

In 2003 a 1988 Chevrolet van was purchased from monies raised through fundraising. This vehicle will be used to carry equipment necessary for vehicle accidents and general fireground support.

The men and women of the Hubbardton Volunteer Fire Department wish to thank the selectpersons and the townspeople for their continuing support.

# CONSTABLE'S REPORT for YEAR 2003

Dave Barker - First Constable

- January 2 Stopped to tell kids with snowmobiles to stay off Mrs. Parson's land.
- 23 Fire Call at Bill Cain's - 12 below zero.
- 24 Rutland Sheriff's Office called to say Edna Fairbanks' dog was tied up with no food or water.
- 29 Fire Call - Ledgemere Point - Propane Leak.
- February 8 Directed traffic for the Lake Hortonia Fishing Derby.
- 9 Directed traffic for the Lake Hortonia Fishing Derby.
- 25 Fire Call - Route 30 at Bob Demgard's.
- March 2 Directed traffic for Steve Howard's tow truck on Monument Hill Road.
- 7 Patrolled Town.
- 26 Patrolled Town.
- April 11 Patrolled Town.
- 28 Patrolled Town.
- May 27 Patrolled Town.
- June 4 Rescue Call - person shot on Monument Hill Road.
- 6 Rescue Call for Pat Waite on Route 30.
- July 12 Worked at Battlefield from 10:00 P.M. until 4:00 A.M.
- 21 Car Accident on Monument Hill Road by Bob Long's.
- August 2 Patrolled Town.
- 15 Directed Traffic at Routes 30 & 144 - Motorcycle accident (temp. 84).
- 25 Rescue Call - Birch Road.
- September 3 Rescue Call - Route 144 in Sudbury.
- 6 Patrolled Town.
- 25 Fire Call - 11 year old boy left home alone.
- October 31 Patrolled Town - Halloween night.
- November 8 Directed traffic for Youth Hunting Weekend.
- 9 Directed traffic for Youth Hunting Weekend.
- 9 Called Game Warden - 2 guys parked and riding 4-Wheelers on State Land.

## DOG LICENSES

2002			2003		
13	Males	@ \$ 9.00	13		\$117.00
55	Neutered Males	5.00	55		275.00
10	Females	9.00	13		117.00
63	Spayed Females	5.00	60		300.00
1	Special License	31.00	1		31.00
	Late Fees				28.00
	Collected 1/1/03 - 12/31/03				\$868.00

(2002 & 2003 Licenses and Late fees 7/1/02 - 6/30/03 - 786.00)

Year 2002 Licenses issued as of 12/31/02 for 142 dogs  
 2002 Special License (1) for 5 dogs  
 2003 Licenses issued as of 12/31/03 for 141 dogs  
 2003 Special License (1) for 5 dogs  
 The State of Vermont is sent \$1.00 per license issued.

## ALL DOMESTIC PETS MUST BE VACCINATED AGAINST RABIES

This means:

DOGS and CATS and FERRETS and WOLF/HYBRIDS

Kittens and puppies may be vaccinated at 3 months old. No matter at what age an animal is first vaccinated, protection lasts only one year. Subsequent immunization lasts three years.

DOGS & HYBRIDS must be licensed at 6 months. Licenses expire April 1 every year. A valid rabies certificate must be presented or on file for each animal. Dogs under 2 yrs old must have been vaccinated within the previous 12 months; dogs over 2 yrs old must have been vaccinated within the previous 24 months.

## HUBBARDTON RABIES CLINIC

Saturday, March 6, 2004  
 from 9 am - Noon

## AT THE TOWN GARAGE

-- DOGS -- & -- CATS --

.. The fee is \$7.00 per animal ...  
 ..... Dogs may be licensed .....  
 ..... at the same time .....

## 2003 HUBBARDTON VITAL STATISTICS

### MARRIAGES

	BRIDE	GROOM
9/14/03	Rebecca Anne White	Jamie Charles Higgins
10/03/03	Tammy Keech Read	Paul Manuel Arruda

### BIRTHS

	CHILD	PARENTS
1/31/03	Gabriel Michael Higgins	Rebecca Anne White & Jamie Charles Higgins
6/04/03	Isabelle Grace Courcelle	Jennifer Jane (Nesky) & Philip John Courcelle
6/20/03	Colby Raymond Baldwin	Shannon Lee (Little) & John T. Baldwin, Jr.
8/14/03	Molly Therese Hayes	Lori L. (Atwood) & Donald Edward Hayes
12/25/03	Christine Michelle Morgan	Phyllis Mary-May LaGrange & Aaron M. Morgan

### DEATHS

		AGE
1/07/03	Guenther Erich Wunderwald	78 years
7/28/03	Florence Ruth (Perry) Cary	87 years
7/28/03	Zigfried A. Kowalski	87 years
8/17/03	Julia Ann (Taggart) McLaughlin	38 years
8/31/03	Ronald Deer	69 years
9/23/03	Henry Hewitt, Jr.	67 years
10/17/03	Anita (Vakulin) Murphy	72 years
11/19/03	William Augusto Caryl	81 years
12/24/03	Mary Dorothy Caryl	76 years

### CHECKLIST

There were 378 Registered Voters in Hubbardton as of December 31, 2003

Town and School Annual Meetings were held March 3rd

Election of Town & School Officers was March 4th

Special Town Meeting was held July 22nd

#### TOWN CLERK'S OFFICE HOURS

Regular Hours - Monday, Wednesday, Friday - 9am to 2pm

Office usually open after 2, and on other days.

Call to make sure, or for an appointment on weekends or evenings.

Mail: TOWN OF HUBBARDTON  
1831 Monument Hill Rd -Hubbardton  
Castleton, VT 05735

Phone: 802 273-2951

FAX: 802 273-3729

Margaret Vittum, TOWN CLERK

Darlene Butler, ASSISTANT

Marge Norton, ASSISTANT

\*\*\* REMEMBER \*\*\*

After July 1, 2004, new 2004-2005 Castleton Transfer Station Permits (purchased through this office) will be needed by Hubbardton residents and property owners, when using the transfer station.

\*\*\* and, if you are a resident \*\*\*  
YOU MUST SEND YOUR HOMESTEAD DECLARATION TO THE STATE OF VERMONT  
BY APRIL 15, 2004

# CEMETERY TREASURER'S REPORT

ACCOUNT	
Checking/Now	\$ 2,093.43
Cemetery Care Fund CD	<u>10,100.00</u>
BALANCE 7/1/02	\$12,193.43
Receipts	
01/02 Town Appropriation	\$ 4,500.00
Interest	243.79
TOTAL RECEIPTS	\$ 4,743.79
Expenditures	
Reed's Lawn Care Service	\$ 2,640.00
Don Durkee Headstone Repair	1,550.00
Limbwalker Tree Service	1,225.00
TOTAL EXPENDITURES	\$ 5,415.00
Checking/Now	\$ 1,422.22
Cemetery Care Fund CD	<u>10,100.00</u>
BALANCE 6/30/03	\$11,522.22

## Cemetery Care Fund CD

### TRUST FUNDS

E. D. Hall	\$ 100	Contains the Trust Funds and the plots fully paid for at the time of each renewal. Interest is deposited to the Checking Acct. Current yield is 2.75% on \$10,100 maturing 5/7/06
Clara Hunt	400	
Samuel A. Parsons	1,000	
John Pettee	500	
Harry St. John	1,000	
Ella Thomas	<u>400</u>	
TOTAL	\$ 3,400	

Margaret Vittum, TREASURER

## CEMETERY COMMISSIONERS' OPERATING BUDGETS

	-04/05- Projected	-03/04- Adjusted	-02/03- Adjusted	Actual
Balance 7/1	1,525	1,425		2,093.43
Town Appropriation	\$ 5,000	\$ 5,000	\$ 4,500	\$ 4,500.00
Interest	250	250	400	243.79
BALANCE & OPERATING REVENUE	6,775	6,675	6,995	
Headstone Repair	1,000	850	1,550	1,550.00
Mowing	3,000	3,000	3,000	2,640.00
Tree Removal	1,000	1,000	1,000	1,225.00
Fencing				
Upkeep/Cleaning/Misc	<u>300</u>	<u>300</u>		
OPERATING EXPENSES	\$ 5,300	\$ 5,150	\$ 5,500	5,415.00
Balance 6/30	1,475	1,525	1,445	1,422.22

In order to prevent and repair storm and other damage, tree removal and headstone repair will be continuing expenses along with mowing.

Fred Fuller  
Jane Fuller  
Eugene Waite  
CEMETERY COMMISSIONERS

**TOWN TREASURER'S REPORT**  
For the Fiscal Year Ending June 30, 2003

**BALANCE SHEET**

7/01/02	ASSETS	6/30/03
\$ 16,836.26	General Account	\$ 9,999.50
97,812.17	Capital Project Accounts	112,890.37
86,743.59	Delinquent Taxes Receivable	111,684.86
<u>181,400.00</u>	Amt to be Provided Long-Term Debt	<u>155,000.00</u>
\$ 382,799.02		\$ 389,574.73
	LIABILITIES, RESERVES & FUND BALANCE	
\$ 181,400.00	Notes Payable	\$ 155,000.00
87,519.58	Uncommitted Prior Reserve	97,807.85
16,060.27	Designated Reserves	23,876.51
<u>97,812.17</u>	Total Fund Balance	<u>112,890.37</u>
\$ 382,792.02		\$ 389,574.73

**FINANCIAL SUMMARY**

BALANCE 7/1/02	\$ 382,792.02
02/03 Budget Revenue	576,512.90
Capital Funds Revenue	15,078.20
Designated Reserves Revenue	26,601.40
Loans Added	33,000.00
Activity Uncommitted Prior Reserve	- 822.02
02/03 Budget Expenditures	-565,402.61
Capital Funds Expense	0
Designated Reserves Expense	- 18,785.16
Loan Principal Payments	<u>- 59,400.00</u>
BALANCE 6/30/03	\$ 389,574.73

Margaret Vittum, Town Treasurer

**TOWN INDEBTEDNESS AS OF 6/30/03**

\$90,000 + interest at 2.65% to Charter One Bank due 6/22/04  
     \$45,000 + int to be paid in 03-04 and 04-05  
     [2000 Repaving - March 2000]

\$65,000 + interest at 2.65% to Charter One Bank due 12/10/03  
     \$24,000 + int to be paid in 03-04, remainder refinanced  
     [2001 Pavement Extension - March 2001]  
     [2002 Pavement Extension - March 2002]

**Indebtedness incurred after 7/1/03**

\$41,000 + interest at 2.65% to Charter One Bank due 11/10/04  
     [Above loan refinanced]

\$34,400 + interest at 2.65% to Charter One Bank due 11/10/04  
     [2003 Pavement Extension - March 2003]

March 2004 Warning includes article requesting Voter approval  
     to retire both these loans with a Paving Grant received  
     from the State of Vermont

\$46,200 + interest at 2.65% to Charter One Bank due 7/15/04  
     Interest to be paid in 03/04 and loan refinanced with the  
     VT State Municipal Equipment Loan Fund at 2%  
     \$15,400 + int to be paid in 04/05, 05/06 & 06/07  
     [Backhoe/Loader - March 2003]

# CAPITAL PROJECT ACCOUNTS

7/1/02				6/30/03
<u>BALANCE</u>	<u>REVENUES</u>		<u>EXPENSES</u>	<u>BALANCE</u>
\$ 21,088.27	\$ 2,242.13	<u>Bridge Repair</u>	\$ 0	\$ 23,330.40
21,943.18	2,754.83	<u>Highway Equipment</u>	0	24,698.01
28,549.89	2,826.37	<u>Fire Dept Equipment</u>	0	31,376.26
10,932.51	2,132.17	<u>Stn #2 Replacement</u>	0	13,064.68
<u>15,298.32</u>	<u>5,122.70</u>	<u>Reappraisal</u>	0	<u>20,421.02</u>
\$ 97,812.17	\$ 15,078.20		\$ 0	\$112,890.37

BALANCE 7/1/02	Bridge Repair & Hwy Safety Fund	\$21,088.27
02/03 Allocation		2,000.00
Interest		<u>242.13</u>
BALANCE 6/30/03		\$23,330.40
03/04 Allocation Voted		2,000.00

BALANCE 7/1/02	Highway Equipment Replacement Fund	\$21,943.18
02/03 Allocation		2,500.00
Interest		<u>254.83</u>
BALANCE 6/30/03		\$24,698.01
03/04 Allocation Voted		2,500.00

BALANCE 7/1/02	Fire Department Equipment Replacement Fund	\$28,549.89
02/03 Allocation		2,500.00
Interest		<u>326.37</u>
BALANCE 6/30/03		\$31,376.26
03/04 Allocation Voted		2,500.00

BALANCE 7/1/02	Fire Station #2 Replacement Fund	\$10,932.51
02/03 Allocation		2,000.00
Interest		<u>132.17</u>
BALANCE 6/30/03		\$13,064.68
03/04 Allocation Voted		2,000.00

BALANCE 7/1/02	Reappraisal Fund	\$15,298.32
Interest		166.70
02/03 State Grants		<u>4,956.00</u>
BALANCE 6/30/03		\$20,421.02

## RESERVES

BALANCE 7/1/02	Uncommitted Prior Reserve	\$ 87,519.58
Hinman Associates	-1,140.00	
Tax Sale Surplus	301.78	
Void Check (01/02)	16.32	
End FY Adjustment	- .12	
Net Activity (02/03)		- 822.02
02-03 Fund Balance		11,110.29
BALANCE 6/30/03		\$ 97,807.85

7/1/02		Designated Reserves		6/30/03
<u>BALANCE</u>	<u>REVENUES</u>		<u>EXPENSES</u>	<u>BALANCE</u>
\$ 609.18	5,150.00	<u>Town Hall Renovation</u>	5,197.36	\$ 561.82
638.33	0	<u>Landscaping Project</u>	0	638.33
791.57	0	<u>New Town Office</u>	0	791.57
0	5,000.00	<u>Sand Shed</u>	0	5,000.00
459.40	456.00	<u>New Office Equipment</u>	0	915.40
301.78	0	<u>Tax Sale Surplus</u>	301.78	0
46.75	0	<u>Planning Grant-Act 200</u>	46.75	0
-2,973.57	2,974.00	<u>Planning Grant-Zoning</u>	.43	0
200.00	2,550.00	<u>Planning Grant-Subdivision</u>	4,840.32	-2,090.32
288.83	550.07	<u>Note Proceeds Unspent</u>	838.90	0
0	4,615.33	<u>Future FY Payments</u>	0	4,615.33
385.57	5.00	<u>E911 Grants/Donations</u>	0	390.57
1,660.59	0	<u>Fire Dept Grants/Pymnts</u>	830.00	830.59
9,200.62	0	<u>Hwys/Bridges Grants/Pymnts</u>	1,860.86	7,339.76
<u>4,451.22</u>	<u>5,301.00</u>	<u>Bomoseen Weed Control</u>	<u>4,868.76</u>	<u>4,883.46</u>
\$16,060.27	26,601.40	<b>Total Designated Reserves</b>	-18,785.16	<b>\$23,876.51</b>

**Designated Reserve Expenses**

<u>TOWN HALL RENOVATION</u>		<u>F D GRANTS/PYMNTS</u>	
E & D Miner Construction	3,672.36	Hubbardton Vol. Fire Dept.	830.00
Mark Anderson	1,085.00	<u>HWYS/BRIDGES GRANTS/PYMNTS</u>	
Greene's Floor Covering	350.00	Dump Trk insurance used	1,860.86
Aldo Breda	90.00	<u>LK BOMOSEEN WEED CONTROL</u>	
<u>TAX SALE SURPLUS</u>		Mike Eagan Farm	3,250.00
To Prior Year Undesignated	301.78	Steven R Davoll	615.00
<u>ALL PLANNING GRANTS</u>		Carl's Auto Repair	257.91
Rutland Regional	4,800.00	Johnson Welding	250.00
Rutland Herald	40.32	Aldo Breda reimbursement	226.16
Inter-fund transfers	47.18	Kevin Eagan Lands	125.00
<u>NOTE PROCEEDS UNSPENT</u>		Gilmore Home Center	82.09
Charter One Bank (interest)	838.90	Smith's Auto Center	62.60
			<u>\$18,785.16</u>

**STATEMENT OF 02/03 TAXES RAISED**

2002 Grand List of \$637,887 X 2.36 Tax Rate	\$ 1,505,413.32
SCHOOL TAX TRANSFER	-1,059,666.00
02/03 BCA/ST BD APPRAISER CREDITS/ADJUSTMENTS	- 2,985.40
TOWN REVENUE: CURRENT TAXES RAISED	\$ 442,761.92
 02/03 TAXES BILLED August 2002	 \$ 1,505,413.32
Current Tax Payments	-1,339,201.48
02/03 Credits/Adjustments	- 2,985.40
Discounts taken	- 49,994.61
02/03 Warrant to Delinquent Tax Collector 5/24/03	\$ 113,231.83

**03/04 TAXES BEING RAISED**

2003 Grand List of \$638,060 X 2.47 Tax Rate	\$ 1,575,997.68
SCHOOL TAX TRANSFER	-1,097,549.00
TOWN REVENUE: CURRENT TAXES BEING RAISED	\$ 478,348.68
03/04 TAXES BILLED August 2003	\$ 1,575,997.68



**DELINQUENT TAX SUMMARY - For the 2002/2003 Fiscal Year**

<u>Year</u>	<u>7/1/02 Delinquent</u>	<u>02/03 Warrant</u>	<u>FY02/03 Payments/Credits</u>	<u>6/30/03 Delinquent</u>
96/97	54.74		54.74	0
97/98	362.37		51.29	311.08
98/99	1,750.70		370.70	1,380.00
99/00	6,218.01		4,313.69	1,904.32
00/01	19,402.14		12,609.24	6,792.90
01/02	58,955.63		35,486.04	23,469.59
02/03		<u>113,231.83</u>	<u>35,404.86</u>	<u>77,826.97</u>
<b>Total</b>	<b>\$86,743.59</b>	<b>+ \$113,231.83</b>	<b>- \$ 88,290.56</b>	<b>= \$111,684.86</b>

**DELINQUENT TAX LIST AS OF 1/19/04**

	<b>1997-1998</b>	<b>1998-1999</b>	<b>1999-2000</b>	<b>2000-2001</b>	<b>2001-2002</b>	<b>2002-2003</b>	<b>TOTAL</b>
Atwood, David P.					1,752.61	2,562.96	4,315.57
Ballard, Theodore					1,669.99	2,482.72	4,152.71
Bandler, Christopher						2,081.52	2,081.52
Beam, Forrest & Nellie					607.53	3,226.12	3,833.65
Berezowski, Ann					2,790.13	4,290.48	7,080.61
Blakeman, Brian					390.52	1,772.36	2,162.88
Brown, Rosemary						614.69	614.69
Burt, John et al					184.75	285.56	470.31
Caruso, Lawrence						1,084.78	1,084.78
Coleman, Theodore				1,789.88			1,789.88
Debs Telecommunications					654.13	1,682.68	2,336.81
Farr, Randall						2,787.16	2,787.16
Handy, David P.						2,192.44	2,192.44
Hayes, Ned & Janice					719.26	1,102.12	1,821.38
Hier, Alan & Shelley	311.08	298.53	411.04	403.37		379.29	1,803.31
Loncto, Eric & Mark						1,033.09	1,033.09
Mable, Roland & Lorraine						240.00	240.00
Minthorn, Dean			407.59	893.20	1,636.96	1,857.32	4,795.07
Minthorn, Dean/Marcell, P & P					67.60	76.70	144.30
Morey, Janet						1,014.67	1,014.67
Paul, Robert Jr & Julie					405.60	460.20	865.80
Perkins, R & M/Nahrebene G & D						743.40	743.40
Popailo, Robert & Dennis						939.87	939.87
Rinaldi, John & Robert		148.43	121.73	237.60	468.00	531.00	1,506.76
Trombley, John				2,039.40	4,126.79	6,072.28	12,238.47
Williams, Edna Fairbanks						650.90	650.90
<b>TOTALS</b>	<b>311.08</b>	<b>446.96</b>	<b>940.36</b>	<b>5,363.45</b>	<b>15,473.87</b>	<b>40,164.31</b>	<b>62,700.03</b>

The above totals do not include the interest or the penalty  
As of 5/27/03, total delinquent taxes were \$148,816.61

**AUDITORS' STATEMENT**

In accordance with 24VSA1681-1684, 1687 we examined the Town General/Town Highway accounts. All orders, receipts, invoices and other materials used in the preparation of the Town Report are on file in the Town Office and are open to the public for examination during the Town Clerk's regular office hours.

**William Evans**

**Susan Chase**

**Thomas Spangenberg**

# **AUDITORS' REPORT**

	2002-2003	Actual	Budget		2002-2003	Actual	Budget
<b>TOWN GOVERNMENT</b>							
Ballot Clerks		0	50	Postage - Admin.		1,444	1,500
Delinquent Tax Collector		6,529	6,000	U. S. Postmaster	1,395		
Jeanne B. Sampson	6,529			Margaret Vittum	45		
Justice of the Peace/BCA		847	400	Allison M. Harvey	4		
Rebecca M. Oberkirch	156			Office Supplies		3,420	4,000
Clifford J. Duval	144			J. J. Marotti	400		
Richard L. Smith	80			VT Dept of Health	3		
Nathan W. Booth, Jr.	31			National Survey	34		
Alexander Pritchard	100			Ruby Printing	195		
Robert A. Gibbs	155			Staples	892		
George W. Davis, Jr.	72			Rebecca Oberkirch	12		
Dwayne M. Gibbs	87			New England Municipal	1,340		
Patricia Y. Pickens	22			IDS Identification Forms	107		
Moderator		0	50	Schwaab	194		
Selectmen		3,700	3,700	NEBS	198		
Clifford J. Duval	700			VLCT	45		
Nathan W. Booth, Jr.	700			Office Equipment		1,943	2,000
George W. Davis, Jr.	900			Toshiba Lease	1,921		
Dwayne M. Gibbs	700			Margaret Vittum	22		
Robert A. Gibbs	700			Office Furniture		761	1,000
Selectmen's Bookkeeper		829	950	C&H Business Furniture	761		
Robert A. Gibbs	829			Book Repair		1,500	1,500
Selectmen's Secretary		500	200	J. J. Marotti	1,500		
Allison M. Harvey	500			Heat		3,569	3,400
Town Clerk		17,035	17,035	Synergy Gas Corp	2,745		
Margaret B. Vittum	17,035			Rutland Regional	389		
Assistant Town Clerk		1,469	3,000	Sherman V. Allen	435		
Darlene E. Butler	1,469			Electric		2,871	3,000
Town Treasurer		5,675	5,675	Central VT Public Service	2,871		
Margaret B. Vittum	5,675			Telephone		2,803	2,500
Assistant Town Treasurer		734	1,500	Shoreham Telephone Co.	2,803		
Darlene E. Butler	734			Bldgs & Grounds Maint. - Admin		4,465	4,200
Town Agent & Grand Juror		0	50	Reeds Lawn Care Service	1,495		
Animal Control Officer		500	500	Jeanne B. Sampson	900		
Nathan W. Booth, Jr.	500			King Lowell	132		
FICA - Town Government		3,442	3,290	Misty Meadows Spring	166		
First Nat'l Brandon Bank	3,442			Gilmore Home Center	61		
Health Insurance - Admin.		7,253	6,900	Nathan Booth	100		
Blue Cross/Blue Shield of VT	7,253			Green Mountain Fire	57		
Retirement - Admin.		886	955	John Trombley Construction	510		
VT Municipal Retirement	886			C&H Business Furniture	277		
Unemployment Insurance		379	300	Robert Gibbs	6		
VLCT Unemployment Trust	379			Royal Glass & Security	84		
Workers Compensation Bond		5,158	5,000	Oreck Direct	215		
VLCT Property & Casualty	5,158			Alexander Pritchard	212		
Mileage Reimbursement - Admin		359	400	Rutland Regional	164		
Margaret Vittum	309			Clifford Duval	170		
Alexander Pritchard	1			(Town Hall Deposit used)	-84		
William Evans	44			Property/Casualty Insurance		6,752	6,000
Rebecca Oberkirch	5			VLCT Property & Casualty	6,752		
Seminars/Workshops - Admin		45	100	Public Officials Bond		194	200
VLCT Municipal Assistance	45			Riley Agency	194		
Advertisements - Admin.		44	250	Public Officials Liability		1,226	1,250
Rutland Herald	44			VLCT Property & Casualty	1,226		
				Legal Fees - Admin.		2,920	3,500
				Ryan Smith & Carbine	2,920		

	2002-2003	Actual	Budget
Professional Services - Admin.		1,920	2,000
New England Municipal	1,920		
VLCT Dues		754	400
VT League of Cities & Towns	754		
Animal Control		33	100
Pumpkin Patch	8		
Nathan Booth	25		
Lionel Sampson	35		
(Animal Control Officer's Fine)	-35		
Fees to the State		210	300
VT State Treasurer	210		
County Tax		7,076	7,500
County of Rutland	7,076		
Tax Discounts		49,995	51,000
Tax Refunds/Credits		525	200
Henry & Frances Bargmann	46		
Sylvia Demgard	133		
Prentiss & Dorothy Smith	346		
Short Term Loan Interest		0	500
Charter One Bank	165		
(Unspent Loan Proceeds)	-165		
Miscellaneous - Administration		0	100
Edward Woodbury	200		
Mildred Ricketts	116		
( Town Hall Deposit returned)	-316		
Mileage Reimbursement - Planning		0	50
Seminars/Workshops - Planning		25	100
Thomas Spangenberg	25		
Maps/Maintenance - Planning		475	700
Cartographic Associates	475		
Supplies/Ads, etc. - Planning		367	100
Quick Print of Rutland	170		
Mary D. Caryl	99		
Rutland Herald	98		
Rutland Regional Planning Commsn.		500	500
Rutland Regional	500		
Payroll - Zoning		716	1,200
Jeanne B. Sampson	119		
Truda L. Booth	81		
Robert A. Cyrul	81		
Robert A. Gibbs	435		
Mileage Reimbursement - Zoning		113	200
Jeanne B. Sampson	47		
Robert A. Gibbs	66		
Supplies/Ads, etc. -Zoning		39	250
Jeanne B. Sampson	21		
Rutland Herald	61		
Mary D. Caryl	4		
(To Balance finished Grant)	-47		
Legal Fees - Zoning		1,794	2,500
Ryan Smith & Carbine	1,794		
Payroll - Auditors		450	900
Susan M. Chase	225		
Thomas C. Spangenberg	225		
Mileage Reimbursement - Auditors		0	30
Seminars/Workshops - Auditors		0	50

	2002-2003	Actual	Budget
Postage, etc. - Auditors		200	300
William Evans	200		
Printing of Town Report -Auditors		995	1,000
Quick Print of Rutland	995		
Payroll - Listers		1,400	1,800
Mary D. Caryl	600		
Patricia A. Vittum	600		
Allison M. Harvey	200		
Mileage Reimbursement - Listers		25	50
Allison M. Harvey	25		
Seminars/Workshops - Listers		210	200
Mary D. Caryl	35		
New England Municipal	95		
VT Institute for Government	35		
VLCT Municipal Assistance	45		
Maps/Maintenance - Listers		675	1,100
Cartographic Associates	675		
Supplies/Ads, etc - Listers		352	1,000
Mary D. Caryl	194		
Sensible Solutions	80		
Quick Print of Rutland	25		
Staples	53		
Act 60 Expenses- Listers		193	600
Staples	58		
VT State Treasurer	135		
Telephone - Listers		474	500
Shoreham Telephone Co.	474		
Professional Services - Listers		1,010	600
Hinman Associates	1,010		
<b>PUBLIC SAFETY</b>			
Recruitment Incentive		2,000	2,000
Hubbardton Fire Department	2,000		
Training - Fire Dept.		105	500
South VT Regional Fire School	70		
Hubbardton Fire Department	35		
Small Tools - Fire Dept.		149	350
Stevens Lawn & Garden	27		
Fisher Scientific	122		
Hose/Nozzles		0	1,000
Air Packs		44	2,150
Direct Safety Co.	44		
Personal Gear		6,362	2,500
Fisher Scientific	103		
Galls, Inc.	160		
Front Line Fire & Rescue Eq.	6,099		
Radios/Pager - Fire Dept.		2,820	1,500
Adirondack Two-Way Radio	2,820		
Chimney Cleaning Tools		0	200
Ladders/Poles		0	200
Portable Pumps & Generator		1,214	300
Northern Tool & Equipment	1,214		
Heat - Fire Dept.		2,370	1,500
Rutland Regional	1,006		
Sherman V. Allen	1,364		
Electric - Fire Dept.		1,544	1,500
Central VT Public Service	1,544		

	2002-2003	Actual	Budget
Telephone - Fire Dept		983	1,300
Shoreham Telephone Co.	983		
Bldgs & Grounds Maint.- Fire Dept.		2,816	5,300
Reeds Lawn Care Service	720		
Green Mountain Fire	40		
Clifford Duval	200		
Rutland Regional	1,681		
William Greene	175		
Office Supplies - Fire Dept.		0	200
Insurance - Fire Dept. Disability		845	800
U I Insurance Service	845		
Innoculations - Fire Dept.		0	500
Flow Test		758	800
Fire Tech & Safety	758		
State Dispatch		800	850
Rutland Cty Fire Mutual Aid	800		
Oil & Grease - Fire Dept.		21	850
Fair Haven Auto	21		
Gasoline - Fire Dept.		42	200
Rutland Regional	42		
Diesel Fuel - Fire Dept		396	500
Rutland Regional	243		
Pumpkin Patch	80		
Sherman V. Allen	73		
Engine 1		33	1,000
Earles Truck Repair	33		
Engine 2		496	1,000
Earles Truck Repair	32		
KAM Service, Inc.	128		
Ed Eaton Fire Truck Repair	336		
Engine 3		1,072	1,000
Ed Eaton Fire Truck Repair	934		
Interstate Batteries	138		
Tanker 1		720	1,000
Earles Truck Repair	30		
Front Line Fire & Rescue Eq.	690		
Miscellaneous - Fire Dept.		544	0
Front Line Fire & Rescue Eq.	544		
Payroll - Constable		300	300
David L. Barker	300		
FICA - Constable		23	25
First Nat'l Brandon Bank	23		
Mileage Reimbursement - Constable		300	300
David Barker	300		
Training - Constable		0	25
Supplies - Constable		85	100
Galls, Inc.	85		

#### **PUBLIC WORKS**

Cemeteries Appropriation		4,500	4,500
Hubbardton Cemetery Comm.	4,500		
Rutland Cty Solid Waste District		0	0
Castleton Transfer Station		49,000	52,000
Town of Castleton	49,000		

#### **HIGHWAY DEPARTMENT**

	2002-2003	Actual	Budget
Road Crew - Payroll		84,029	67,600
David L. Barker	24,800		
Nathan W. Booth, Jr.	1,867		
Darlene E. Butler	8,346		
Trisha Demgard	2,445		
Clifford J. Duval	1,060		
Robert A. Gibbs	101		
Gregory C. Rickert, Jr.	488		
Gregory C. Rickert, Sr.	35,289		
Jeanne B. Sampson	5,585		
Lionel N. Sampson	4,048		
Road Commissioner		600	600
Nathan W. Booth, Jr.	600		
FICA - Roads		6,083	5,220
First Nat'l Brandon Bank	6,083		
Health Insurance - Roads		14,506	13,800
Blue Cross/Blue Shield of VT	14,506		
Retirement - Roads		2,347	2,375
VT Municipal Retirement	2,347		
Mileage Reimbursement - Roads		159	400
David Barker	10		
Gregory Rickert	25		
Jeanne B. Sampson	87		
Trisha Demgard	37		
Small Tools - Roads		503	500
Smith Auto Center	11		
Snap On Tools	93		
Northern Hydraulics	198		
Fair Haven Auto	15		
Merriam Graves Co.	74		
Gilmore Home Center	112		
Tires		1,289	4,000
Ray Beane, Inc.	1,289		
Plow Blades/Shoes		1,714	2,000
Arrowhead Equipment	458		
Reynolds & Son of Rutland	1,256		
Chains		3,120	2,000
Reynolds & Son of Rutland	3,044		
Arrowhead Equipment	76		
Radios - Roads		1,193	550
Adirondack Two-Way Radio	1,193		
Equipment Rental		1,500	1,500
William Greene	1,500		
Tree Removal		450	1,000
Stevens Lawn & Garden	200		
Limbwalker Tree Service	250		
Uniforms		1,770	1,500
Gilmore Home Center	245		
Ben Franklin	199		
Duluth Trading Co.	60		
Mitchell's Screen Printing	449		
Northern Hydraulics	93		
Shapiro's Department Store	399		
David Barker	40		
Gregory Rickert	120		

	2002-2003	Actual	Budget
Uniforms (continued)			
Wearguard	44		
Darlene Butler	89		
Direct Safety Co.	63		
(refund: Duluth Trading Co.)	-30		
Oil & Grease - Roads		405	700
Central Petroleum	405		
Diesel Fuel -Roads		6,145	4,000
Rutland Regional	3,679		
Sherman V. Allen	2,466		
1999 Int'l Dump Truck		1,208	1,000
Clark's Truck Center	196		
Smith Auto Center	98		
Hill-Martin Corp	37		
Arrowhead Equipment	234		
Northeast Service	9		
Robert Mitchell	60		
Sewards Sales & Service	574		
1997 Int'l Dump Truck		1,640	1,000
Turk's Auto Body	1,861		
Earles Truck Repair	1,319		
Smith Auto Center	19		
Ray Beane	252		
Clark's Truck Center	50		
(Insurance Payment used)	-1,861		
J D Utility Tractor		401	500
John Demgard	50		
Fowler Service	351		
Grader		3,587	2,000
Southworth- Milton	3,148		
Allied Auto Parts	399		
Smith Auto Cernter	40		
Case Loader-Backhoe		779	1,000
Case Credit	485		
Ray Beane	228		
Fair Haven Auto	25		
Smith Auto Center	42		
1988 Chevy 1-Ton		224	300
Town Auto Repair	68		
Interstate Batteries	134		
Smith Auto Center	22		
Mower		0	300
Sweepster		68	300
Young Farm Equipment	5		
Adirondack Hwy Equipment	63		
Rake		429	600
Arrowhead Equipment	429		
Sanders		0	500
Chainsaw		453	200
Stevens Lawn & Garden Ctr	119		
Young Farm Equipment	325		
Fair Haven Auto	8		
Salt		23,858	27,000
Cargill, Inc.	23,858		
Magnesium Chloride		7,000	7,000
Sears Environmental	7,000		

	2002-2003	Actual	Budget
Sand		20,853	13,000
John A. Russell	15,939		
Casella Construction	4,914		
Gravel		27,948	27,000
John A. Russell	22,806		
Hadeka Stone Corp	3,600		
Charles (Doc) Higgins	1,050		
John Trombley Construction	492		
Gravel - Bank Run		2,848	3,000
Nathan Booth	2,548		
Charles (Doc) Higgins	300		
Culverts		2,998	3,000
Black Pond Supply Co.	2,998		
Cold Patch		0	500
Road Paving - Principal		40,400	40,400
Charter One Bank	40,400		
Road Paving - Interest		3,589	6,455
Charter One Bank	4,263		
(Unspent Loan Proceeds)	-674		
Dump Truck - Principal		19,000	19,000
VT Municipal Equip.Loan Fd	19,000		
Dump Truck - Interest		380	380
VT Municipal Equip.Loan Fd	380		
Misc. Spplies/Signs -Roads		2,888	3,000
Pumpkin Patch	19		
Fisher Scientific	140		
Gilmore Home Center	469		
Frederick Hubbard	250		
Smith Auto Center	194		
David Barker	18		
Adirondack Hwy Equipment	26		
OEC Corporation	838		
Reynolds & Son	154		
Staples	44		
River Bend Vocational School	210		
St. Michaels College	105		
Direct Safety Company	266		
Arrowhead Equipment	152		
<b>ORGANIZATION APPROP.</b>		17,461	17,461
Rutland Area Visiting Nurses	1,413		
Lake Beebe Association	1,000		
Hubbardton Historical Society	2,002		
Living History Association	500		
North End Lake Bomoseen Ass	1,000		
BROC	550		
VT Adult Learning	200		
Fair Haven Rescue Squad	7,520		
Rutland Mental Health	221		
Rutland County Women's Netw	150		
SW VT Area Council on Aging	200		
VT Center for Independent Livi	105		
Green Up Vermont	50		
Rutland County Parent/Child Ct	500		
Lake Hortonia Association	1,000		
Echo Lake Association	500		
George D. Aiken Resource	50		
Poultney-Mettowee Watershed	500		

## W A R N I N G

### 2004 Hubbardton Annual Town Meeting

The legal voters of the Town of Hubbardton in the County of Rutland and the State of Vermont are hereby duly warned and notified to meet at the Town Hall in said Town of Hubbardton on Monday, March 1, 2004 at 7:30 p.m. to act on Articles 2 - 20 and Tuesday, March 2, 2004, between the hours of 10:00 a.m. and 7:00 p.m. to vote by Australian ballot on Article 1.

ARTICLE 1. To elect officers for the following terms: a Moderator for 1 year; a Selectman for 3 years; two Selectmen for 1 year; a Treasurer for 1 year; a Town Clerk for 3 years; an Auditor for 3 years; a Lister for 3 years; a Lister for 1 year; a Constable for 1 year; a Delinquent Tax Collector for 1 year; a Cemetery Commissioner for 3 years; a Town Grand Juror for 1 year and a Town Agent for 1 year.

ARTICLE 2. To receive the reports of the Town Officers.

ARTICLE 3. Shall the salaries of the elected Town Officials be set at the following rates:

TOWN CLERK	\$11.75/HR (YEAR 22) TOTAL NOT TO EXCEED \$18,330 ANNUAL
TOWN TREASURER	\$6,110 ANNUAL
SELECTMEN (5)	\$700 EACH (4). CHAIRMAN \$900. \$3,700 TOTAL ANNUAL
LISTERS (3)	\$9.50/HR \$4,000 TOTAL ANNUAL
AUDITORS (3)	\$300 EACH. \$900 TOTAL ANNUAL
JUSTICES OF THE PEACE/BCA	\$9.50/HR
MODERATOR	\$50 ANNUAL
TOWN AGENT/TOWN GRAND JUROR	\$25 EACH ANNUAL
FIRST CONSTABLE	\$300 ANNUAL

ARTICLE 4. Shall the 04/05 Fiscal Year taxes collected by the Town be paid to the Town Treasurer in four installments, with the due dates as follows:

SEPTEMBER 15, 2004 / NOVEMBER 15, 2004 / FEBRUARY 15, 2005 / MAY 15, 2005

AFTER MAY 15, 2005, ALL UNPAID TAXES TO BE TURNED OVER TO THE DELINQUENT TAX COLLECTOR AND ARE SUBJECT TO AN 8% PENALTY, PLUS 1% INTEREST PER MONTH ON ANY UNPAID BALANCE

ARTICLE 5. Will the Town authorize the Selectmen to pay in full the two Pavement Extension loans totalling \$75,400.00, plus interest, with the Paving Grant of \$77,000.00 received from the State of Vermont.

ARTICLE 6. Will the Town appropriate \$137,515.00 (\$83,990.00 to be raised by taxes) for [A] TOWN GOVERNMENT.

ARTICLE 7. Will the Town raise \$32,400.00 by taxes for [B] PUBLIC SAFETY.

ARTICLE 8. Will the Town raise \$68,400.00 by taxes for [C] PUBLIC WORKS.

ARTICLE 9. Will the Town appropriate \$278,000.00 (\$203,000.00 to be raised by taxes) for [D] REPAIR & MAINTENANCE OF TOWN HIGHWAYS & EQUIPMENT.

ARTICLE 10. Will the Town raise by taxes the following monies as listed for [E] ORGANIZATION APPROPRIATIONS:

BENNINGTON/RUTLAND OPPORTUNITY COUNCIL Commodities, Weatherization, Fuel Assistance	\$ 550
FAIR HAVEN RESCUE SQUAD, INC. Ambulance Service, Courses in Emergency Care	7,520
LIVING HISTORY ASSOCIATION, INC. 226th Anniversary Battle of Hubbardton Weekend Event	500
RUTLAND MENTAL HEALTH SERVICES Crisis Intervention, Treatment, Child & Family Services	221
RUTLAND AREA VISITING NURSE ASSOCIATION & HOSPICE Home Health Care, Nursing, Respite Care	1,413
RUTLAND COUNTY WOMEN'S NETWORK & SHELTER Crisis Line, Shelter/Care for Women & Children	150
SOUTHWESTERN VERMONT COUNCIL ON AGING, INC. Senior Meals, Legal Aid, Advocacy Assistance	200
VERMONT CENTER FOR INDEPENDENT LIVING Assists the disabled achieve self-determined lives	155
GREEN UP VERMONT Volunteer program cleaning roadside litter.	50
VERMONT ADULT LEARNING Adult Basic Education, tutoring, assistance with literacy skills	200

RUTLAND COUNTY PARENT/CHILD CENTER, INC. Information, Education, Support, Homevisits	500
LAKE BEEBE PROPERTY OWNERS ASSOCIATION, INC. Milfoil removal to maintain water quality	1,000
NORTH END LAKE BOMOSEEN ALLIANCE Weed control north of the Float Bridge	1,000
LAKE HORTONIA PROPERTY OWNERS' ASSOCIATION Eurasian Milfoil control	1,000
ECHO LAKE ASSOCIATION Milfoil control to preserve water quality	1,000
GEORGE D. AIKEN RESOURCE CONSERVATION & DEVELOPMENT COUNCIL Rural planning, assistance	50
HUBBARDTON HISTORICAL SOCIETY Collection, preservation, exhibition, & Special Events	750
POULTNEY METTOWEE WATERSHED PARTNERSHIP Conservation of our watershed area	500
RUTLAND WEST NEIGHBORHOOD HOUSING SERVICES Assists rehab, purchase, financing, emergencies	300
CASTLETON FREE LIBRARY Support for library/programs most used by Hubbardton residents	1,500
HUBBARDTON/CASTLETON COMMUNITY FOOD DISTRIBUTION CENTER Commodities for Hubbardton residents	500
<b>TOTAL</b>	<b>\$19,059</b>

ARTICLE 11. Shall the Town approve the Capital Budget Program for the Fiscal Years 2005 through 2010.

ARTICLE 12. Shall the Town add \$2,500.00 to be raised by taxes to the BRIDGE REPAIR & HWY SAFETY Reserve Fund.

ARTICLE 13. Shall the Town add \$5,000.00 to be raised by taxes to the HIGHWAY EQUIPMENT REPLACEMENT Reserve Fund.

ARTICLE 14. Shall the Town add \$2,500.00 to be raised by taxes to the FIRE DEPARTMENT EQUIPMENT REPLACEMENT Reserve Fund.

ARTICLE 15. Shall the Town add \$2,000.00 to be raised by taxes to the FIRE STATION #2 REPLACEMENT Reserve Fund.

ARTICLE 16. Shall the Town add \$5,000.00 to be raised by taxes to the Sand Shed designated fund.

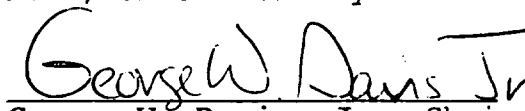
ARTICLE 17. Will the Town authorize the Selectmen to extend the pavement on Monument Hill Road the last half mile to connect the paved portions. (Anticipated paving cost of \$35,000.00 to be financed.)


ARTICLE 18. Will the Town authorize the Selectmen to add the \$6,525.00 remaining of the FEMA Grant received in Fiscal Year 01-02, to the HIGHWAY EQUIPMENT REPLACEMENT FUND

ARTICLE 19. Will the Town authorize the Selectmen to install guardrails on Monument Hill Road from the Cary house to the bridge near Rte 30. (Cost of \$2,000 to come from the BRIDGE REPAIR & HWY SAFETY Fund.)


ARTICLE 20. To act on any other business that may properly come before this meeting.

Dated at Hubbardton, Vermont, this 26th day of January, 2004.

  
George W. Davis, Jr., Chairman

  
Nathan Booth, Jr.

  
Robert A. Gibbs

  
Dwayne Gibbs

  
Clifford Duval

HUBBARDTON SELECTBOARD

**TOWN OF HUBBARDTON 2004-2005 BUDGET**

**REVENUES**

	<b>2004-2005 BUDGET</b>	<b>2003-2004 BUDGET</b>	<b>2002-2003 BUDGET</b>	<b>2002-2003 ACTUAL</b>
<b>REVENUES</b>				
Current Taxes Raised	423,849	471,764	440,176	442,761.92
Delinquent Tax Penalty	6,500	5,000	6,000	7,009.25
Delinquent Tax Interest	6,000	4,000	5,000	6,941.60
Checking/Money Mkt Interest	1,000	2,500	4,500	1,013.47
Town Clerk Fees	9,000	7,000	7,000	10,612.00
Dog Licenses	750	850	1,000	786.00
Copier/Fax Charges	25	25	25	12.50
Town Miscellaneous	20,000	18,000	18,000	23,001.80
Planning Commission Fees	150	150	75	150.00
Zoning Fees and Penalties	1,600	1,600	1,600	1,140.00
Health - Septic Fees	200	200	200	150.00
Transfer Station Permits	8,300	8,000	0	5,290.00
Highways - State Aid	75,000	73,000	73,000	77,584.36
Highway Miscellaneous Revenue	0	0	0	60.00
<b><u>TOTAL REVENUES</u></b>	<b><u>552,374</u></b>	<b><u>592,089</u></b>	<b><u>556,576</u></b>	<b><u>576,512.90</u></b>

**EXPENDITURES**

	<b>2004-2005 BUDGET</b>	<b>2003-2004 BUDGET</b>	<b>2002-2003 BUDGET</b>	<b>2002-2003 ACTUAL</b>
<b>EXPENDITURES</b>				
<b>[A] TOWN GOVERNMENT</b>				
Ballot Clerks	50	50	50	0.00
Delinquent Tax Collector	6,500	5,000	6,000	6,529.18
Justice of the Peace/BCA	800	500	400	846.91
Moderator	50	50	50	0.00
Selectmen	3,700	3,700	3,700	3,700.00
Selectmen's Bookkeeper	950	950	950	828.75
Selectmen's Secretary	600	600	200	500.00
Town Clerk	18,330	17,550	17,035	17,035.00
Assistant Town Clerk	4,700	3,000	3,000	1,468.50
Town Treasurer	6,110	5,850	5,675	5,675.00
Assistant Town Treasurer	2,300	1,500	1,500	734.25
Town Agent & Grand Juror	50	50	50	0.00
Animal Control Officer	500	500	500	500.00
FICA - Town Government	3,920	3,300	3,290	3,442.33
Health Insurance - Admin.	9,600	9,400	6,900	7,252.83
Retirement - Admin.	1,025	950	955	885.69
Unemployment Insurance	500	500	300	379.22



	<b><u>2004-2005</u></b> <b><u>BUDGET</u></b>	<b><u>2003-2004</u></b> <b><u>BUDGET</u></b>	<b><u>2002-2003</u></b> <b><u>BUDGET</u></b>	<b><u>2002-2003</u></b> <b><u>ACTUAL</u></b>
Workers Compensation Bond	7,000	5,000	5,000	5,157.57
Mileage Reimbursmt Admin	400	400	400	358.50
Seminars/Workshops Admin	200	100	100	45.00
Advertisements - Admin	250	250	250	43.82
Postage - Admin	1,500	1,500	1,500	1,444.27
Office Supplies - Admin	5,000	5,000	4,000	3,419.90
Office Equipment - Admin	2,500	2,500	2,000	1,942.84
Office Furniture - Admin	1,800	1,800	1,000	761.00
Book Repair	1,500	1,500	1,500	1,500.00
Heat	3,600	3,400	3,400	3,569.42
Electric	3,000	3,000	3,000	2,870.58
Telephone	3,000	2,500	2,500	2,803.23
Bldgs & Grnds Maint Admin	6,000	6,000	4,200	4,464.78
Property/Casualty Insurance	8,500	6,800	6,000	6,752.00
Public Officials Bond	200	200	200	193.75
Public Officials Liability	1,500	1,250	1,250	1,226.00
Legal Fees - Town Admin.	3,000	3,500	3,500	2,919.98
Professional Svcs - Admin	2,000	2,000	2,000	1,920.00
VLCT Dues	800	750	400	754.00
Animal Control	200	100	100	32.99
Fees to the State	300	300	300	210.00
County Tax	8,000	8,000	7,500	7,076.09
Tax Discounts	0	52,000	51,000	49,994.61
Tax Refunds/Credits	200	200	200	525.09
Short Term Loan Interest	500	500	500	0.00
Miscellaneous Administration	100	100	100	0.00
Mileage Reimbursmt Planning	50	50	50	0.00
Seminars/Workshops Planning	200	270	100	25.00
Maps & Maintnc - Planning	700	700	700	475.00
Supplies, Ads, etc Planning	100	100	100	367.15
Rutland Reg Planning Commission	500	500	500	500.00
Payroll - Zoning	1,200	1,200	1,200	716.25
Mileage Reimbursmt Zoning	200	200	200	112.63
Supplies, Ads, etc Zoning	250	250	250	38.88
Legal Fees - Zoning	2,500	2,500	2,500	1,794.04
Payroll - Auditors	900	900	900	450.00
Mileage Reimbursmt Auditors	30	30	30	0.00
Seminars/Workshops Auditors	50	50	50	0.00
Postage, etc - Auditors	300	300	300	199.51
Printing of Town Report	1,000	1,000	1,000	995.00
Payroll - Listers	4,000	1,800	1,800	1,400.00
Mileage Reimbursement - Listers	100	50	50	25.00
Seminars/Workshops Listers	600	280	200	210.00
Maps & Maintnc - Listers	1,100	1,100	1,100	675.00
Supplies, Ads, etc Listers	900	900	1,000	352.35
Act 60/Act 68 - Expenses	600	600	600	192.97
Telephone - Listers	500	500	500	474.00
Professional Svcs-Listers	1,000	600	600	1,010.00
<b>TOTAL [A] TOWN GOVERNMENT</b>	<b>137,515</b>	<b>175,980</b>	<b>166,185</b>	<b>159,775.86</b>

	<b>2004-2005 BUDGET</b>	<b>2003-2004 BUDGET</b>	<b>2002-2003 BUDGET</b>	<b>2002-2003 ACTUAL</b>
<b>[B] PUBLIC SAFETY</b>				
Recruitment Incentive	2,800	2,800	2,000	2,000.00
Training - Fire Dept	500	500	500	105.00
Small Tools - Fire Dept	350	350	350	148.68
Hose/Nozzles	1,000	1,000	1,000	0.00
Air Packs	2,150	2,150	2,150	43.65
Personal Gear	3,000	3,000	2,500	6,362.23
Radios/Pager FD	1,500	1,500	1,500	2,820.20
Chimney Cleaning Tools	200	200	200	0.00
Ladders/Poles	1,000	1,000	200	0.00
Portable Pumps & Generatr	300	300	300	1,214.20
Heat - Fire Dept	1,500	1,500	1,500	2,369.84
Electric - Fire Dept	1,500	1,500	1,500	1,543.81
Telephone - Fire Dept	1,500	1,500	1,300	983.33
Bldgs & Grnds Maint F D	5,300	5,300	5,300	2,816.23
Office Supplies - F D	200	200	200	0.00
Insurance - F D Disability	800	800	800	845.00
Innoculations - Fire Dept	500	500	500	0.00
Flow Test	800	800	800	757.75
State Dispatch	850	850	850	800.00
Oil & Grease - Fire Dept	200	200	850	21.48
Gasoline - Fire Dept	200	200	200	42.15
Diesel Fuel - Fire Dept	500	500	500	396.03
Engine 1	1,000	1,000	1,000	32.50
Engine 2	1,000	1,000	1,000	496.12
Engine 3	1,000	1,000	1,000	1,071.87
Tanker 1	1,000	1,000	1,000	720.00
Van	1,000	0	0	0.00
Misc -Fire Dept	0	0	0	543.65
Payroll - Constable	300	300	300	300.00
FICA - Constable	25	25	25	22.96
Mileage Reimbrsmt Constbl	300	300	300	299.75
Training - Constable	25	25	25	0.00
Supplies - Constable	100	100	100	84.98
<b>TOTAL [B] PUBLIC SAFETY</b>	<b>32,400</b>	<b>31,400</b>	<b>29,750</b>	<b>26,841.41</b>

<b>[C] PUBLIC WORKS</b>	<b>0</b>			
Cemeteries Appropriation	5,000	5,000	4,500	4,500.00
Rutland Cty SW District	0	0	0	0.00
Castleton Trnsfer Station	63,400	61,000	52,000	49,000.00
<b>TOTAL [C] PUBLIC WORKS</b>	<b>68,400</b>	<b>66,000</b>	<b>56,500</b>	<b>53,500.00</b>

<b>[D] HIGHWAY DEPARTMENT</b>				
Payroll - Road Crew	79,700	70,600	67,600	84,029.09
Road Commissioner	600	600	600	600.00
FICA - Roads	6,150	5,450	5,220	6,082.95
Health Insurance - Roads	19,200	18,800	13,800	14,505.63
Retirement - Roads	2,550	2,350	2,375	2,346.89
Mileage Reimbursemt Roads	400	400	400	158.75
Small Tools - Roads	500	500	500	503.44

	2004-2005 BUDGET	2003-2004 BUDGET	2002-2003 BUDGET	2002-2003 ACTUAL
Tires	4,000	4,000	4,000	1,289.34
Plow Blades/Shoes	2,000	2,000	2,000	1,714.24
Chains	2,500	2,500	2,000	3,119.77
Radios - Roads	550	550	550	1,193.00
Equipment Rental	1,500	1,500	1,500	1,500.00
Tree Removal	1,000	1,000	1,000	450.00
Uniforms	1,500	1,500	1,500	1,770.30
Oil & Grease - Roads	700	700	700	405.00
Diesel Fuel - Roads	4,000	4,000	4,000	6,145.21
1999 Int'l Dump Truck	1,000	1,000	1,000	1,208.07
1997 Int'l Dump Truck	1,000	1,000	1,000	1,640.16
JD Utility Tractor	500	500	500	400.97
Grader	4,000	2,000	2,000	3,586.92
Case Loader/Backhoe	1,000	1,000	1,000	779.24
1988 Chevy 1-Ton	300	300	300	224.20
Mower	300	300	300	0.00
Sweepster	300	300	300	68.40
Rake	600	600	600	429.00
Sanders	500	500	500	0.00
Chainsaw	200	200	200	452.66
Woodchipper	300	0	0	0.00
Salt	27,000	27,000	27,000	23,857.75
Magnesium Chloride	1,000	7,000	7,000	7,000.00
Sand	13,000	13,000	13,000	20,853.00
Gravel	27,000	27,000	27,000	27,948.00
Gravel - Bank Run	3,000	3,000	3,000	2,848.00
Culverts	3,000	3,000	3,000	2,997.58
Cold Patch	500	500	500	0.00
Road Paving - Principal	45,000	69,000	40,400	40,400.00
Road Paving - Interest	1,500	6,000	6,455	3,589.33
Dump Truck - Principal	0	0	19,000	19,000.00
Dump Truck - Interest	0	0	380	380.00
Backhoe/Loader Principal	15,400	0	0	0.00
Backhoe/Loader Interest	1,750	0	0	0.00
Misc Supplies/Signs-Roads	3,000	3,000	3,000	2,888.39
<b>TOTAL [D] HIGHWAY DEPARTMENT</b>	<b>278,000</b>	<b>282,650</b>	<b>265,180</b>	<b>286,365.28</b>
<b>TOTAL [E] ORGANIZATION APPROPRIATIONS</b>				
	<b>19,059</b>	<b>19,759</b>	<b>17,461</b>	<b>17,461.00</b>
<b>BRIDGE REPAIR &amp; HWY SAFETY Reserve Fund</b>	<b>2,500</b>	<b>2,000</b>	<b>2,000</b>	<b>2,000.00</b>
<b>HWY EQUIPMENT REPLACEMENT Reserve Fund</b>	<b>5,000</b>	<b>2,500</b>	<b>2,500</b>	<b>2,500.00</b>
<b>FIRE EQUIPMENT REPLACEMENT Reserve Fund</b>	<b>2,500</b>	<b>2,500</b>	<b>2,500</b>	<b>2,500.00</b>
<b>FIRE STATION #2 REPLACEMENT Reserve Fund</b>	<b>2,000</b>	<b>2,000</b>	<b>2,000</b>	<b>2,000.00</b>
<b>SAND SHED Fund</b>				
	<b>5,000</b>	<b>5,000</b>	<b>5,000</b>	<b>5,000.00</b>
<b>TOWN HALL RENOVATION Fund</b>	<b>0</b>	<b>0</b>	<b>5,000</b>	<b>5,000.00</b>
<b>FLAG POLES FOR TOWN HALL &amp; FIRE STATIONS</b>	<b>0</b>	<b>2,300</b>	<b>0</b>	<b>0.00</b>
<b>FIRE DEPARTMENT DEFIBRILLATOR</b>	<b>0</b>	<b>0</b>	<b>2,500</b>	<b>2,459.06</b>
<b>TOTALEXPENDITURES</b>	<b>552,374</b>	<b>592,089</b>	<b>556,576</b>	<b>565,402.61</b>

# SCHOOL DISTRICT TREASURER'S REPORT

ACCOUNT		
Checking/Now	\$	7,292.55
Money Market -Brandon		8,005.16
Money Market -Charter One		1,340.01
Scholarship Fund MM		<u>3,449.67</u>
BALANCE 7/1/02	\$	20,087.39

TOTAL RECEIPTS	+	1,260,560.94
TOTAL EXPENDITURES	-	1,189,632.51

ACCOUNT		
Checking/Now	\$	4,452.19
Money Market -Brandon		60,357.99
Money Market -Charter One		22,718.65
Scholarship Fund MM		<u>3,486.99</u>
BALANCE 6/30/03	\$	91,015.82

Margaret Vittum, TREASURER

## SCHOOL INDEBTEDNESS AS OF 6/30/03

\$160,000 Line of Credit - Charter One Bank due and paid 12/11/03

### School Indebtedness incurred after 7/1/03

\$180,000 Line of Credit - Charter One Bank due 12/15/04

## HUBBARDTON STUDENT POPULATION - 87/88 THROUGH 03/04

Fiscal Year	Tuition		Castleton/Hubbardton			TOTAL	
	FHUHS	Other	K-8 (Total)	%Hubbardton	Students		
	Actual	Count	Student Count	10/15	Actual	Count	
	January	January	(next FY assessment)		January	January	
03/04	38	3	87	(486) 18.00%	87		128
02/03	39	4	86	(499) 17.24%	86		129
01/02	41	1	91	(529) 17.20%	89		131
00/01	34	5	103	(554) 18.59%	99		138
99/00	33	2	105	(565) 18.58%	106		141
98/99	37	2	97	(557) 17.41%	97		136
97/98	38	1	91	(555) 16.34%	85		124
96/97	28	4	89	(578) 15.40%	93		125
95/96	26	6	91	(603) 15.03%	88		120
94/95	17	3	78	(586) 13.31%	80		100
93/94	16	3	69	(589) 11.72%	73		92
:	:	:	:	:	:		:
:	:	:	:	:	:		:
:	:	:	:	:	:		:
88/89	20	4	44	(483) 9.11%	44		68
87/88	30	59					89

## School Directors' Report

The enrollment report of 15 October 2003 indicates 87 Hubbardton students in grades EEE through 8 and 38 Hubbardton students attending Fair Haven Union High School. One Hubbardton student is attending Rutland High School and two students are attending schools in other states.

Charles Cacciatore completed his first year on Hubbardton Board. William Gates' term expires in 2004 and he is standing for re-election.

Thomas Spangenberg's term on the Castleton/Hubbardton Union School Board expires in 2004 and he is standing for re-election.

James Frail resigned as Assistant Superintendent and Wendy Savery has replaced him in that position. As always, the Superintendent's office has been helpful and responsive.

ARSU offices have moved to 49 Main Street, Fair Haven.

The position of Principal was altered, by the Castleton/Hubbardton Board, to place a Principal at each facility. Albert Rousse is now Principal of the Castleton Village School and Carole Pickett is Principal of the Castleton Elementary School.

*Betcha Transportation* was the low bidder for transportation services, however, the company was sold, effective October 01 2002. There were some minor but persistent issues with the new ownership, however, they seem to have been resolved through the efforts of School Board Chairperson, Debbie Danforth and the Superintendent's office.

ARSU provided the board with a survey entitled "*Vermont Youth Risk Behavior Survey-2003*". This compares the ARSU students with students in Vermont at large. The findings are detailed and surprising. Copies are available from a board member.

The annual audit by Angolano And Company was accomplished and distributed in September. The firm noted no "material weaknesses" in the management of the Hubbardton School District. Copies of the complete audit report are available for inspection through any of the undersigned or at the town office.

A Hubbardton Community Scholarship was awarded this year to Kristen McKelvie. Prior recipients Ivy Marr, Orlando Craig and Nathan Morris submitted their grades, in accordance with the terms of the scholarship. All are in very good standing. Interested students are encouraged to apply. See your Guidance Department, the Town Clerk or the Town Report for information.

We welcome any Hubbardton residents at our monthly meetings. They are held on the second Tuesday of each month at the Town Office. Usual starting time is 7:00pm. Please feel free to call any of us with your comments or concerns.

Respectfully Submitted,

Deborah Danforth, Chairperson

William Gates

Charles Cacciatore

# W A R N I N G

## Hubbardton School District

2004

The legal voters of the Town of Hubbardton School District in the County of Rutland and State of Vermont are hereby duly warned and notified to meet at the Town Hall (former Hubbardton Grange) in said Town of Hubbardton on March 1, 2004, at 7:30 P.M. to act on Articles 3 - 7 and on Tuesday, March 2, 2004 between the hours of 10:00 A.M. and 7:00 P.M. to vote by Australian ballot on Article 1 and Article 2.

Article 1. To elect one school director for a term of three years to the Hubbardton Town School Board.

Article 2. To elect one school director for a term of three years to the Castleton/Hubbardton Union School Board.

Article 3. To establish salaries for the Directors of the Town School District.

Article 4. To hear and act upon the report of the School Directors.

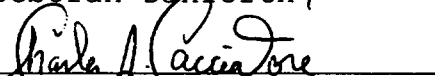
Article 5. To see if the voters of the Town School District will vote to authorize the Board of Directors to borrow money to meet the demands of current expenses of the Town School District (until funds can be realized from the State of Vermont).

Article 6. To see if the voters of the Town School District will appropriate \$525,130. necessary for the support of its transportation, tuition and current expenses for the year beginning July 1, 2004.

Article 7. To transact any other business that may lawfully come before the meeting.

Dated at Hubbardton, Vermont this 8<sup>th</sup> day of January, 2004.

  
Deborah Danforth

  
Charles Cacciatore

  
William Gates

SCHOOL DIRECTORS

HUBBARDTON SCHOOL DISTRICT  
2004-2005 BUDGET

FINANCIAL SUMMARY

	2004-2005 Budget	2003-2004 Est.	2003-2004 Budget	2002-2003 Actual
Balance, July 1	25,000.00	2,130.00	(5,000.00)	16,202.72
Add: Revenue	1,264,360.00	1,214,028.00	1,211,564.00	1,178,813.05
Total Balance + Revenue	1,289,360.00	1,216,158.00	1,206,564.00	1,195,015.77
Less: Expenditures	1,289,360.00	1,179,258.00	1,206,564.00	1,192,884.66
Balance, June 30	0.00	36,900.00	0.00	2,131.11

R E V E N U E

ACCOUNT

1110 Local Tax	0.00	362,207.00	381,526.00	404,220.00
1150 Local Tax Ed Fund	0.00	65,398.00	77,514.00	0.00
1500 Earn. on invest.	500.00	1,000.00	1,000.00	861.05
1980 Prior Year	0.00	0.00	0.00	0.00
3100 Ed Spending Owed to District	1,122,195.00	716,838.00	697,220.00	708,553.00
3100 Base ED Amt Tech FTE	12,100.00	0.00	0.00	0.00
3115 Payment to Ed. Fund	0.00	(65,398.00)	(77,514.00)	(70,161.00)
3150 Transportation Aid	24,000.00	26,691.00	24,900.00	24,906.00
3160 Capital Debt Reimb	0.00	629.00	928.00	1,686.00
3201 Block Grant	35,350.00	35,600.00	35,600.00	35,604.00
3202 Intensive Costs	65,000.00	61,803.00	64,000.00	67,561.00
3204 EEE Block Grant	5,215.00	6,405.00	6,390.00	5,583.00
3205 State Placed Students	0.00	0.00	0.00	0.00
3460 SPS Reg Tuition Reimb	0.00	0.00	0.00	0.00
4343 EEE School Renovation	0.00	2,855.00	0.00	0.00
5400 Prior Year Adj	0.00	0.00	0.00	0.00
TOTAL REVENUE	1,264,360.00	1,214,028.00	1,211,564.00	1,178,813.05

EXPENDITURES

	2004-2005 Budget	2003-2004 Est.	2003-2004 Budget	2002-2003 Actual
2311 BOARD OF EDUCATION				
119 Board Salary	1,100.00	1,100.00	1,100.00	1,100.00
522 Liability / Umbrella Ins.	1,650.00	1,550.00	1,445.00	1,259.72
530 Phone/Postage	100.00	100.00	100.00	0.00
540 Advertising	200.00	200.00	200.00	0.00
590 Board Misc	100.00	100.00	100.00	0.00
810 Dues and Fees	250.00	250.00	250.00	250.00
2311 TOTAL BOARD OF ED.	3,400.00	3,300.00	3,195.00	2,609.72

## EXPENDITURES

	2004-2005 Budget	2003-2004 Est.	2003-2004 Budget	2002-2003 Actual
2315 LEGAL FEES	2,000.00	2,000.00	2,000.00	0.00
2520 Audit/Interest				
310 Audit	1,150.00	1,000.00	1,000.00	1,000.00
830 Int. on loans	2,000.00	2,000.00	2,000.00	641.30
590 Service Charge	0.00	0.00	0.00	3.15
2520 TOTAL AUDIT/INTEREST	3,150.00	3,000.00	3,000.00	1,644.45
2711 TRANSPORTATION				
330 Prof. Technical Serv.	100.00	100.00	100.00	0.00
519 Contract Service	57,000.00	56,000.00	56,000.00	53,002.07
511 Sp Ed Transportation	13,000.00	13,000.00	6,000.00	3,829.60
524 Property Ins.	200.00	165.00	200.00	164.40
2551 TOTAL TRANSPORTATION	70,300.00	69,265.00	62,300.00	56,996.07
5200 PRIOR YR TRANSPORTATION ADJ.	0.00	0.00	500.00	449.00
1100 INSTRUCTION				
560 Tuition	393,200.00	340,475.00	355,500.00	344,526.00
561 Vocational Tuition	7,780.00	7,270.00	7,670.00	5,703.94
561 Base ED Amt Tech FTE	12,100.00	0.00	0.00	0.00
560 Union #42 Assessment	745,555.00	697,103.00	697,103.00	691,167.00
610 General Supplies	200.00	200.00	200.00	118.48
TOTAL INSTRUCTION	1,158,835.00	1,045,048.00	1,050,473.00	1,041,515.42
3000 SCHOLARSHIP	2,000.00	2,000.00	2,000.00	2,000.00
5200 TUITION ADJUSTMENT	0.00	8,550.00	20,000.00	50,000.00
1200 SPECIAL EDUCATION				
561 Tuition	25,000.00	25,000.00	5,000.00	5,645.00
594 Excess Costs Aides CH	0.00	0.00	0.00	0.00
594 Excess Costs Aides FHUHS	5,000.00	4,000.00	30,000.00	16,785.00
610 Supplies	0.00	0.00	0.00	0.00
1200 TOTAL SPECIAL ED.	30,000.00	29,000.00	35,000.00	22,430.00
2136 OT & PT SERVICES	500.00	0.00	500.00	0.00
2140 PSYCHOLOGICAL SERVICES	500.00	0.00	500.00	0.00
1214 EEE ASSESSMENT	18,675.00	17,095.00	17,096.00	15,240.00
TOTAL EXPENDITURES	1,289,360.00	1,179,258.00	1,206,564.00	1,192,884.66



# ANGOLANO & COMPANY

CERTIFIED PUBLIC ACCOUNTANTS

P.O. BOX 639  
SHELburne, VERMONT 05482

LOCATED AT:  
2834 SHELburne ROAD

TELEPHONE (802) 985-8992  
(800) 540-8992  
FAX (802) 985-9442

DAVID H. ANGOLANO, CPA  
HEATHER L. ANGOLANO, CPA  
DAVID J. ANGOLANO

## Independent Auditors' Report

To The School Board  
Hubbardton School District

We have audited the accompanying general-purpose financial statements of Hubbardton School District, Vermont, as of and for the year ended June 30, 2003, as listed in the table of contents. These general-purpose financial statements are the responsibility of Hubbardton School District's management. Our responsibility is to express an opinion on these general-purpose financial statements based on our audit.

We conducted our audit in accordance with auditing standards generally accepted in the United States of America and the standards applicable to financial audits contained in *Government Auditing Standards*, issued by the Comptroller General of the United States. Those standards require that we plan and perform the audit to obtain reasonable assurance about whether the financial statements are free of material misstatement. An audit includes examining, on a test basis, evidence supporting the amounts and disclosures in the financial statements. An audit also includes assessing the accounting principles used and the significant estimates made by management, as well as evaluating the overall financial statement presentation. We believe that our audit provides a reasonable basis for our opinion.

In our opinion, the general-purpose financial statements referred to above present fairly, in all material respects, the financial position of Hubbardton School District, Vermont, as of June 30, 2003, and the results of its operations for the year then ended in conformity with accounting principles generally accepted in the United States of America.

*Angolano & Company*  
Angolano & Company  
Shelburne, Vermont  
Firm Registration Number 92-0000141

August 6, 2003

Hubbardton Town School District  
Combined Balance Sheet  
All Fund Types and Account Groups  
June 30, 2003

EXHIBIT I

	Governmental Fund Type	Fiduciary Fund Type	Account Group	Totals (Memorandum Only)
<b>ASSETS:</b>				
Current Assets:				
Cash	\$ 87,476	\$ 3,487	-	\$ 90,963
Total Current Assets	\$ 87,476	\$ 3,487	-	\$ 90,963
Other Assets:				
Fixed Assets	-	-	-	-
<b>TOTAL ASSETS</b>	<b>\$ 87,476</b>	<b>\$ 3,487</b>	<b>\$ -</b>	<b>\$ 90,963</b>
<b>LIABILITIES AND FUND EQUITY:</b>				
Liabilities:				
Accounts Payable	\$ 4,345	-	-	\$ 4,345
Note Payable	81,000	-	-	81,000
Total Liabilities	\$ 85,345	\$ -	\$ -	\$ 85,345
Fund Equity:				
Investment in General Fixed Assets	-	-	-	-
Fund Balances:				
Unreserved	(5,000)	3,487	-	(1,513)
Reserved	7,131	-	-	7,131
Total Fund Equity	2,131	3,487	-	5,618
<b>TOTAL LIABILITIES AND FUND EQUITY</b>	<b>\$ 87,476</b>	<b>\$ 3,487</b>	<b>\$ -</b>	<b>\$ 90,963</b>

Hubbardton Town School District  
Combined Statement of Revenues, Expenditures  
and Changes in Fund Balances  
All Governmental Fund Types and Expendable Trust Fund  
For The Year Ended June 30, 2003

EXHIBIT II

	Governmental Fund Type	Fiduciary Fund Type	Totals (Memorandum Only)
<b>REVENUES:</b>			
Local Share	\$ 404,220	\$ -	\$ 404,220
Investment Income	893	37	930
State	843,892	-	843,892
<b>TOTAL REVENUES</b>	<b>1,249,005</b>	<b>37</b>	<b>1,249,042</b>
<b>EXPENDITURES:</b>			
Direct Services	1,079,185	-	1,079,185
Support Services:			
General Administration	2,610	2,000	4,610
Fiscal Services	1,644	-	1,644
Transportation	56,996	-	56,996
Other Outlays	120,610	-	120,610
<b>TOTAL EXPENDITURES</b>	<b>1,261,045</b>	<b>2,000</b>	<b>1,263,045</b>
<b>EXCESS OF REVENUES OVER (UNDER) EXPENDITURES</b>	<b>(12,040)</b>	<b>(1,963)</b>	<b>(14,003)</b>
<b>OTHER FINANCING SOURCES (USES):</b>			
Transfers In (Out)	(2,000)	2,000	-
<b>EXCESS OF REVENUES AND OTHER SOURCES OVER (UNDER) EXPENDITURES AND OTHER USES</b>	<b>(14,040)</b>	<b>37</b>	<b>(14,003)</b>
<b>FUND BALANCE, JULY 1, 2002</b>	<b>16,171</b>	<b>3,450</b>	<b>19,621</b>
<b>FUND BALANCE, JUNE 30, 2003</b>	<b>\$ 2,131</b>	<b>\$ 3,487</b>	<b>\$ 5,618</b>

## Three Prior Years Comparisons

ESTIMATES  
ONLYDistrict: **Hubbardton**  
County: **Rutland**LEA: **098**  
S.U.: **Addison - Rutland****Expenditures****Budget** (local budget approved in prior years)82% of base payment per FTE paid to tech centers by the State on behalf of the district in FY2005  
S.U. assessment (included in local budget)

Deficit (if included in local budget)

+ Block grant paid by State to tech center in prior years

+ 1. Separately warned article passed at town meeting

+ 2. Separately warned article passed at town meeting

+ 3. Separately warned article passed at town meeting

- Act 144 Expenditures, (excluded from "Education Spending")

**Act 68 local adopted budget**

+ Union school or joint school district assessment

+ Deficit if not included in budget or revenues

+ Special programs expenditures (if not included in local budget)

**Gross Act 68 Budget**

Act 144 expenditures (if any - excluded from "Education Spending")

**Revenues**

+ Local revenues (categorical grants, donations, tuitions, surplus, etc., including Act 144 revenues)

+ Capital debt aid

+ Special program revenues (if not included in local budget)

- Deficit if not included in budget or expenditures

- Act 144 revenues

**Total revenues**

- Fund raising (if any)

**Adjusted local revenues****Education Spending (Act 68 definition)**

Equalized Pupils

**Education Spending per Equalized Pupil**

Excess Spending per Equalized Pupil (if any)

Per pupil figure used for calculating District Adjustment

**District spending adjustment** (minimum of 100%)  
(\$9,240 / \$6,800)**Anticipated homestead tax rate, equalized**  
(135.882% x \$1.10)**Household Income Percentage for income sensitivity**  
(135.882% x 2.0%)

	FY2002	FY2003	FY2004	FY2005
1.	494,950	499,470	492,365	525,130
2.	not applicable	not applicable	not applicable	12,100
3.	-	-	-	-
4.	-	-	-	-
5.	5,448	9,295	12,608	not applicable
6.	-	-	-	-
7.	-	-	-	-
8.	-	-	-	-
9.	-	-	-	-
10.	500,398	508,765	504,973	525,130
11.	691,502	706,407	714,199	764,230
12.	-	-	-	-
13.	-	-	-	-
14.	1,191,900	1,215,172	1,219,172	1,289,360
15.	-	-	-	-
16.	215,980	161,580	126,890	155,065
17.	2,122	1,687	629	-
18.	-	-	-	-
19.	-	-	-	-
20.	-	-	-	-
21.	218,102	163,267	127,519	155,065
22.	-	-	-	-
23.	218,102	163,267	127,519	155,065
24.	973,798	1,051,905	1,091,653	1,134,295
25.	130.94	128.97	125.55	122.76
26.	7,437	8,156	8,695	9,240
27.	not applicable	not applicable	not applicable	-
28.	not applicable	not applicable	not applicable	9,240
29.	not applicable	not applicable	not applicable	135.882%
30.	not applicable	not applicable	not applicable	\$1,495
31.	not applicable	not applicable	not applicable	2.72%

## SUPERINTENDENT'S REPORT

With the start of a new school year, we have begun to understand the implications of the Federal No Child Left Behind Act, which was enacted in January 2002. This law dramatically increases the Federal Government's role in four areas of K - 12 education:

- 1) Accountability for what every child should learn in reading, math, and science (as reflected in test results);
- 2) Local control over federal education dollars;
- 3) Funding for teaching programs and methods that work; and
- 4) Parental options.

One of the areas that the No Child Left Behind Act places significant emphasis on is teacher quality as a factor in improving student performance. As such, the law imposes standards requiring teachers of core academic subjects (English, reading or language arts, mathematics, science, foreign languages, civics and government, economics, arts, history, and geography) to be "highly qualified".

Paraprofessionals are also affected by this law, referring to highly qualified staff. They must have completed at least two years of study at an institution of higher education or obtained an associate's degree or pass a rigorous assessment. The No Child Left Behind Act will have an increasingly profound influence on public education over the next decade as each area of implementation is reached. In the end, all students must be proven proficient in all of the State's academic standards within the next 12 years. High-stakes testing, federal government intervention, accountability, and curriculum uniformity will be regular discussion topics in schools.

There is a new education finance law in effect. This law, called Act 68, is the new education funding law, which replaces Act 60 of 1997. It creates a simpler education funding system based on a split grant list. The new system begins in fiscal year 2005 and will affect property tax bills beginning in the summer of 2004. The new act:

- Repeals the "sharing pool";
- Splits the education grant list into two parts: homestead and all other property;
- Taxes homesteads at an adjustable rate, adjusted within each district to correspond to the district's education spending;
- Taxes non-residential property at a uniform statewide rate;
- Maintains income sensitivity with very few changes.

### *Assessment/Student Performance*

The No Child Left Behind (NCLB) Act requires states to put into place a series of measurable objectives about student performance that states, school districts and schools are expected to meet, as well as a series of reporting mechanisms to measure progress. Performance is measured by the progress of schools and districts in making adequate yearly progress in applying the same high standards of academic achievement to all public elementary and secondary school students.

The NCLB Act is designed to help all students meet high academic standards by requiring that states create annual assessments that measure what children know and can do in reading and math in grades three through eight. These tests, based on challenging state standards, will allow parents, educators, administrators, policymakers, and the general public to track the performance of every school in the nation. Data will be disaggregated for students by poverty levels, race,

### **STATE SPECIAL EDUCATION FUNDS BLOCK GRANTS**

	2002-2003	2003-2004	Estimated 2004-2005
Benson	48,998	49,954	54,883
Castleton	170,831	171,072	168,669
Fair Haven	155,849	151,492	165,514
Hubbardton	35,604	35,602	35,350
Orwell	59,977	65,110	66,949
West Haven	<u>13,926</u>	<u>12,152</u>	<u>12,079</u>
Totals	485,185	485,382	503,444

### **STATE ESSENTIAL EARLY EDUCATION FUNDS BLOCK GRANTS**

	2002-2003	2003-2004	Estimated 2004-2005
Benson	10,240	9,808	11,257
Castleton	25,957	23,375	22,093
Fair Haven	20,117	20,220	22,569
Hubbardton	5,572	6,405	5,218
Orwell	10,387	10,610	11,648
West Haven	<u>1,143</u>	<u>1,200</u>	<u>631</u>
Totals	73,416	71,475	73,416

ethnicities, disabilities, and limited English proficiencies to ensure that no child – regardless of his or her background – is left behind.

The Addison-Rutland Supervisory Union (ARSU) is committed to helping all children achieve state standards and to using different types of data to help make decisions that improve student and school performance. Through the use of data-driven decision-making, the Supervisory Union will be able to make comparisons and to develop goals that more clearly identify our strengths and weaknesses, a vital ingredient in efforts to improve teaching and learning. In addition, the decision-making process will allow us to focus on the following important components of effective school improvement:

- Changing Beliefs and Attitudes That All Children Can Learn
- Professional Development
- Interventions and Curricular Decisions
- Using Data to Create School Improvement Plans and Assess Programs
- Allocating District Resources

What follows are a few of the results of the assessments given to students in ARSU, including the New Standards Reference Examination (NSRE) in English/Language Arts and Mathematics for grades 4, 8, and 10; the Vermont Developmental Reading Assessment (VT – DRA) for grade 2; and the Stanford Achievement Test – Ninth Edition (SAT-9) for grades 1, 3, 5, 6, 7, 9, and 11. District demographic summaries are also provided in the areas of gender and free and reduced lunch/milk status.

#### *New Standards Reference Examination*

The NSRE represents a way to measure student achievement using Performance Standards, which say what students should be able to do at different points in their educational careers. This reference to standards differs from reference to norms that assess how well students perform compared to other students. For example, a low score in Mathematics Conceptual Understanding on the NSRE means that a student may not have understood the concepts they should have at their grade level. The same student might score above national averages on a norm-referenced test if students across the nation are weak in conceptual understanding.

The NSRE results are reported as profiles. The profiles map directly to the Performance Standards or to clusters of standards. In mathematics the profile has three parts:

- 1.) Skills
- 2.) Conceptual Understanding
- 3.) Problem Solving

In English/Language Arts, the profile has four parts:

- 1.) Reading: Basic Understanding
- 2.) Reading: Analysis & Understanding
- 3.) Writing: Effectiveness
- 4.) Writing: Conventions

Scores for the NSRE are reported for each cluster and determined according to the following scale:

- *Achieved the Standard With Honors*  
-A student performs at a higher level than the standard on a consistent basis.
- *Achieved the Standard*  
-A student performs at the level of the standard on a consistent basis.

- *Nearly Achieved the Standard*  
-A student shows some evidence of performing at the level of the standard, but overall, the performances do not consistently meet the standard.
- *Below the Standard*  
-A student shows some attempt to respond but the number of successful responses is minimal, and, all too often, the responses are incomplete.
- *Little Evidence of Achievement*  
-A student shows almost no attempt to respond, as evidenced by numerous blank answers, entirely unsuccessful answers, and incomplete answers.

#### *Vermont Developmental Reading Assessment*

The VT-DRA is an individually administered, standards-based reading assessment given to 2<sup>nd</sup> graders. It requires a student to demonstrate evidence of the ability to comprehend grade-appropriate materials and to make connections among various parts of the text. The VT-DRA assesses the following standards:

##### **\*VT Standard 1.2 – Reading Accuracy**

- Students read grade-appropriate material with at least 90% accuracy, in a way that makes meaning clear.

##### **\*VT Standard 1.3 – Reading Comprehension**

- Students read for meaning, demonstrating both initial understanding and personal response to what is read.

Proficiency levels on the VT-DRA include:

#### Level

#### Students successfully:

Achieved the Standard With Honors	Read with 94% accuracy at a third grade level or higher and demonstrate fluency in oral reading.
Achieved the Standard	Read with 94% accuracy at a late second grade level of difficulty.
Nearly Achieved the Standard	Read with at least 92% accuracy at late first to mid-second grade level of difficulty.
Below the Standard	Read with at least 90% accuracy at a primer to mid-first grade level of difficulty.
Little or No Evidence of Meeting the Standard	Read with at least 90% accuracy at a pre-primer level of difficulty or respond to familiar print.

#### *Stanford Achievement Test*

The Stanford Achievement Test, Ninth Edition (SAT 9) includes both multiple-choice and open-ended assessments for greater coverage of the depth and breadth of student achievement. Scores are reflected using national Normal Curve Equivalent (NCE) scores and Performance Standard percentages.

A Normal Curve Equivalent score is a direct conversion from percentile rank and is a standard score resulting from the division of the normal curve into 99 equal units. It is a standard score with a known mean and standard deviation, such that NCE scores of 1, 50 and 99 correspond to percentile ranks of 1, 50 and 99 respectively.

Performance Standards on the SAT 9 are content-referenced scores that reflect what students know and should be able to do in given subject areas. There are four categories or levels of student performance.

**Level 1** - indicates little or no mastery of fundamental knowledge and skills.

**Level 2** - denotes partial mastery of the knowledge and skills that are fundamental for satisfactory work. At the high school level, that is higher than minimum competency skills.

**Level 3** - represents solid academic performance, indicating that students are prepared for the next grade level. At the high school level, this indicates preparedness for democratic citizenship, responsible adulthood, and productive work.

**Level 4** - signifies superior performance beyond grade-level mastery. At the high school level, this shows readiness for rigorous college courses, advanced technical training, or employment requiring advanced academic achievement.

## Overview of 2003 Assessment Results

### Reading

- 75% of ARSU grade two students met or exceeded the standard with 41% reading and comprehending at the third grade level or higher. In addition, fewer than 15% of all students fell below the standard.
- ARSU students in grade four have shown consistently strong performance in basic reading skills, with more than 75% meeting the standard or achieving it with honors. 10% of student fell below the standard.
- 65% of ARSU eighth graders met the basic standard, and 10% fell below the standard.
- Only 47% of ARSU tenth grader students met or exceeded the standard compared to 55% at the State level. 9% fell below the standard. Significant improvement still needs to happen at this level.

### Writing

- Approximately 38% of our grade four students met the writing standard in Effectiveness and 59% met the standard in Conventions, compared to State averages of 48% in both. We are concerned that an average of 29% fell below the standard in the last two years.
- 59% of ARSU eighth graders met the standard in Effectiveness, 51% met the standard in Conventions. 4% fell below the standard in Effectiveness, 11% in Conventions.
- 37% of ARSU tenth graders met the standard in Effectiveness, 76% in Conventions. 4% fell below the standard in Effectiveness and 6% in Conventions.

## Mathematics

- 73% of ARSU fourth graders met the standard for Skills, 40% for Concepts, and 37% for Problem Solving. The State averages were 73% (Skills), 46% (Concepts), and 41% (Problem Solving).
- 68% of ARSU eighth graders met the standard for Skills, 44% for Concepts, and 54% for Problem Solving. The State averages were 67% (Skills), 40% (Concepts), and 48% (Problem Solving).
- 54% of ARSU tenth graders met the standard for Skills, 33% for Concepts, and 32% for Problem Solving. The State averages were 62% (Skills), 42% (Concepts) and 42% (Problem Solving). These scores were an improvement from 2002, but are still of great concern, especially when looking at the percentages of students who did not meet the standard at the 10<sup>th</sup> grade level (35% in Skills, 34% in Concepts, and 63% in Problem Solving).

## Stanford Achievement Test

- The following percentage of students scored in the solid academic to superior performance levels on the Stanford Achievement Tests:

Grade	Reading	Writing	Math
1	71%	63%	73%
3	55%	36%	36%
5	45%	37%	38%
6	38%	22%	32%
7	53%	35%	37%
9	36%	17%	33%
11	35%	20%	11%

## Gender & Free and Reduced Lunch/Milk Status

- In 2003, females outperformed males in every category at each level on the NSRE's with the exception of Math Concepts in grade 10. The most significant differences were seen in English/Language Arts at the 10<sup>th</sup> grade level.
- Students participating in the Free and Reduced Lunch/Milk programs tended to have higher percentages of students falling below the standard in reading, writing and mathematics, scoring as follows in 2003:

		% Below the Standard	
		Reading	Writing
Free and Reduced Lunch/Milk	4th	18%	45%
	8th	25%	18%
	10th	18%	6%
No Assistance	4th	11%	32%
	8th	7%	4%
	10th	15%	3%

% Below the Standard		Mathematics
4th	39%	
8th	43%	
10th	55%	
4th	26%	
8th	22%	
10th	30%	

### Concluding Summary

The Addison-Rutland Supervisory Union Office has seen a few new changes this year. One big change is that our office has relocated from the Town Hall building in Fair Haven to 49 Main Street in Fair Haven. This move has culminated with the ARSU School Board looking at space, facilities, and location for the past five years. This new location has provided the district with sufficient office space for their workers, storage space, conference space, and easy accessibility.

I would also like to welcome Wendy Savery, the new Assistant Superintendent, to the district. Wendy has been a high school social studies teacher, learning specialist, and special education administrator. She comes to us from Middlebury, Vt., where she lives with her husband and two children.

We commend and congratulate the following recipients of this year's special awards. Laurel Cecil and Tricia Dudley each received the UVM Outstanding Teacher Award. Sally delancey, Maureen Farniarz, Susan McElvie, Robin Herrick, and Dick Luzer, each received the ARSU Outstanding Teacher Award. The Benson Even Start Program and The Fair Haven Grade School's Student Support Team, each received the ARSU Executive Award. Linda Blackburn, Christy Alger, Danielle Sweet, Sally Corey, and Gail McGann, each received the ARSU Instructional Assistant Award. Steve Bruyneel, Sally Moore, Fran Bowen, Marion Munger, Judy Ouellette, and Bea Laramie of the Fair Haven Rescue Squad, each received the ARSU Special Service Award. Jacquelyn Savin, Tracy Hardiman, Ed Dechen, Paul Christensen, and Barbara Papandrea, each received the ARSU Substitute of the Year Award.

Respectfully submitted,

Ronald C. Ryan  
Superintendent of Schools

### ADDISON – RUTLAND SUPERVISORY UNION District Assessment Summary 2002 & 2003

#### New Standards Reference Examination – Mathematics

Year & Number of Students Reported (N) & Grade	Percentages at Each Performance Level			Mathematical Skills			Mathematical Concepts			Mathematical Problem Solving		
	Little Below	Nearly Standard	Standard	Little Below	Nearly Standard	Standard	Little Below	Nearly Standard	Standard	Little Below	Nearly Standard	Standard
<b>2003</b>												
Gr. 4, N = 128	ARSU	1%	8%	18%	43%	18%	1%	30%	28%	27%	13%	1%
STATE		7%	30%	55%	18%	1%	15%	28%	34%	12%	7%	1%
Gr. 8, N = 144	ARSU	3%	8%	21%	42%	28%	12%	28%	18%	20%	14%	18%
STATE		1%	12%	30%	43%	21%	13%	28%	21%	24%	18%	11%
Gr. 10, N = 140	ARSU	11%	24%	18%	34%	18%	3%	37%	33%	29%	9%	1%
STATE		8%	24%	18%	35%	21%	4%	27%	33%	33%	9%	6%
<b>2002</b>												
Gr. 4, N = 143	ARSU	6%	9%	20%	58%	13%	1%	28%	38%	33%	1%	3%
STATE		6%	8%	21%	47%	24%	8%	19%	36%	38%	7%	1%
Gr. 8, N = 130	ARSU	1%	9%	19%	38%	33%	14%	28%	22%	27%	12%	18%
STATE		1%	10%	21%	33%	36%	15%	27%	18%	24%	14%	11%
Gr. 10, N = 108	ARSU	3%	22%	12%	19%	44%	6%	24%	28%	24%	18%	1%
STATE		4%	23%	18%	31%	33%	5%	30%	24%	28%	13%	8%

#### Vermont Developmental Reading Assessment (V-DRA)

Year & Number of Students Reported (N)	Percentage at Each Performance Level			Nearly Achieved the Standard			Achieved the Standard			Achieved the Standard With Honors		
	Little Below	Nearly Standard	Standard	Little Below	Nearly Standard	Standard	Little Below	Nearly Standard	Standard	Little Below	Nearly Standard	Standard
2003	ARSU	4%	4%	4%	4%	4%	4%	4%	4%	4%	4%	4%
STATE	4%	4%	4%	4%	4%	4%	4%	4%	4%	4%	4%	4%
2002	ARSU	4%	4%	4%	4%	4%	4%	4%	4%	4%	4%	4%
STATE	4%	4%	4%	4%	4%	4%	4%	4%	4%	4%	4%	4%

### ADDISON-RUTLAND SUPERVISORY UNION District Assessment Summary 2002 & 2003

#### New Standards Reference Examination – English/Language Arts

Year & Number of Students Reported (N) & Grade	Percentages at Each Performance Level			Reading			Writing			Conventions		
	Little Below	Nearly Standard	Standard	Little Below	Nearly Standard	Standard	Little Below	Nearly Standard	Standard	Little Below	Nearly Standard	Standard
<b>2003</b>												
Gr. 4, N = 125	ARSU	8%	14%	10%	57%	30%	1%	13%	24%	55%	7%	8%
STATE		8%	11%	57%	31%	8%	7%	23%	40%	10%	3%	3%
Gr. 8, N = 146	ARSU	8%	10%	24%	44%	1%	8%	18%	43%	31%	6%	6%
STATE		8%	9%	24%	40%	2%	8%	17%	47%	29%	7%	3%
Gr. 10, N = 146	ARSU	1%	8%	45%	43%	4%	1%	18%	43%	38%	1%	1%
STATE		1%	10%	34%	50%	5%	0%	18%	38%	43%	1%	1%
<b>2002</b>												
Gr. 4, N = 143	ARSU	8%	10%	16%	44%	18%	1%	10%	31%	55%	4%	1%
STATE		8%	6%	13%	43%	17%	0%	8%	24%	47%	11%	8%
Gr. 8, N = 139	ARSU	8%	9%	34%	45%	4%	8%	16%	47%	33%	5%	2%
STATE		8%	10%	25%	43%	2%	8%	18%	47%	34%	5%	1%
Gr. 10, N = 115	ARSU	3%	8%	37%	51%	2%	8%	17%	43%	44%	1%	1%
STATE		1%	10%	34%	51%	2%	0%	18%	34%	47%	1%	1%

#### Standard Achievement Test, Ninth Edition – Total Reading & Language

Subjects / Grade / Year / # Students Reported (N) / National NCE	Performance Standards Percent in Each			Subjects / Grade / Year / # Students Reported (N) / National NCE			Performance Standards Percent in Each		
	Level 1	Level 2	Level 3	Level 4	Level 1	Level 2	Level 3	Level 4	Level 4
<b>TOTAL READING</b>									
Gr. 1 2003 N = 103, NCE = 48.3	3%	26%	32%	39%	LANGUAGE				
Gr. 1 2002 N = 71, NCE = 55.5	5%	35%	34%	26%	Gr. 1 2003 N = 104, NCE = 48.7	1%	36%	46%	17%
Gr. 3 2003 N = 115, NCE = 54.9	18%	36%	35%	30%	Gr. 1 2002 N = 70, NCE = 55.5	3%	46%	42%	9%
Gr. 3 2002 N = 114, NCE = 56.7	18%	35%	39%	18%	Gr. 3 2003 N = 116, NCE = 51.6	30%	35%	35%	16%
Gr. 5 2003 N = 137, NCE = 52.3	15%	39%	41%	4%	Gr. 3 2002 N = 115, NCE = 53.0	31%	30%	31%	17%
Gr. 5 2002 N = 119, NCE = 68.0	20%	52%	21%	7%	Gr. 5 2003 N = 139, NCE = 49.1	21%	30%	39%	8%
Gr. 5 2002 N = 131, NCE = 53.9	17%	45%	30%	8%	Gr. 5 2002 N = 120, NCE = 44.4	27%	42%	30%	8%
Gr. 6 2003 N = 117, NCE = 58.9	18%	35%	45%	8%	Gr. 6 2003 N = 111, NCE = 42.4	34%	44%	17%	5%
Gr. 6 2002 N = 137, NCE = 54.9	18%	35%	45%	8%	Gr. 6 2002 N = 109, NCE = 48.0	21%	45%	37%	6%
Gr. 7 2003 N = 144, NCE = 58.1	18%	34%	44%	7%	Gr. 7 2003 N = 142, NCE = 51.9	10%	47%	31%	8%
Gr. 7 2002 N = 155, NCE = 56.7	13%	35%	43%	8%	Gr. 7 2002 N = 156, NCE = 52.5	23%	30%	32%	6%
Gr. 8 2003 N = 136, NCE = 48.1	21%	43%	31%	5%	Gr. 8 2003 N = 131, NCE = 46.3	31%	53%	12%	5%
Gr. 8 2002 N = 151, NCE = 48.7	23%	43%	31%	3%	Gr. 8 2002 N = 150, NCE = 44.5	35%	50%	13%	1%
Gr. 11 2003 N = 111, NCE = 63.3	25%	40%	37%	8%	Gr. 11 2003 N = 113, NCE = 60.4	6%	55%	18%	3%
Gr. 11 2002 N = 129, NCE = 51.4	32%	40%	17%	10%	Gr. 11 2002 N = 141, NCE = 45.9	10%	54%	18%	3%

ADDISON - RUTLAND SUPERVISORY UNION  
District Demographic Summary  
2002 & 2003

Standard Achievement Test, Ninth Edition

Subjects / Grade / Year / # Students Reported (N) / National NCE	Performance Standards Percent in Each			
	Level 1	Level 2	Level 3	Level 4
<b>TOTAL MATHEMATICS</b>				
Gr. 1 2003 N = 104; N.E. = 0.0	4%	23%	44%	29%
Gr. 1 2002 N = 77; N.E. = 0.0	4%	20%	47%	29%
Gr. 2 2003 N = 115; N.E. = 0.0	10%	26%	34%	30%
Gr. 2 2002 N = 115; N.E. = 0.0	10%	26%	34%	30%
Gr. 3 2003 N = 129; N.E. = 0.0	10%	26%	34%	30%
Gr. 3 2002 N = 129; N.E. = 0.0	10%	26%	34%	30%
Gr. 4 2003 N = 111; N.E. = 0.0	10%	26%	34%	30%
Gr. 4 2002 N = 111; N.E. = 0.0	10%	26%	34%	30%
Gr. 5 2003 N = 104; N.E. = 0.0	10%	26%	34%	30%
Gr. 5 2002 N = 104; N.E. = 0.0	10%	26%	34%	30%
Gr. 6 2003 N = 115; N.E. = 0.0	10%	26%	34%	30%
Gr. 6 2002 N = 115; N.E. = 0.0	10%	26%	34%	30%
Gr. 7 2003 N = 104; N.E. = 0.0	10%	26%	34%	30%
Gr. 7 2002 N = 104; N.E. = 0.0	10%	26%	34%	30%
Gr. 8 2003 N = 115; N.E. = 0.0	10%	26%	34%	30%
Gr. 8 2002 N = 115; N.E. = 0.0	10%	26%	34%	30%
Gr. 9 2003 N = 111; N.E. = 0.0	10%	26%	34%	30%
Gr. 9 2002 N = 111; N.E. = 0.0	10%	26%	34%	30%
Gr. 10 2003 N = 104; N.E. = 0.0	10%	26%	34%	30%
Gr. 10 2002 N = 104; N.E. = 0.0	10%	26%	34%	30%

ADDISON - RUTLAND SUPERVISORY UNION  
District Demographic Summary  
2002 & 2003

FREE & REDUCED LUNCH STATUS - Free/Reduced Lunch - No Assistance - NRE: English/Language Arts

Year & % Students Reported (N)	Percentage Performing at Each Level			
	Level 1	Level 2	Level 3	Level 4
<b>2003</b>				
Gr. 4	0%	20%	41%	39%
Gr. 5	0%	20%	41%	39%
Gr. 6	0%	20%	41%	39%
Gr. 7	0%	20%	41%	39%
Gr. 8	0%	20%	41%	39%
Gr. 9	0%	20%	41%	39%
Gr. 10	0%	20%	41%	39%
<b>2002</b>				
Gr. 4	0%	20%	41%	39%
Gr. 5	0%	20%	41%	39%
Gr. 6	0%	20%	41%	39%
Gr. 7	0%	20%	41%	39%
Gr. 8	0%	20%	41%	39%
Gr. 9	0%	20%	41%	39%
Gr. 10	0%	20%	41%	39%

FREE & REDUCED LUNCH STATUS - Free/Reduced Lunch - No Assistance - NRE: Mathematics

Year & % Students Reported (N)	Percentage Performing at Each Level			
	Level 1	Level 2	Level 3	Level 4
<b>2003</b>				
Gr. 4	0%	20%	41%	39%
Gr. 5	0%	20%	41%	39%
Gr. 6	0%	20%	41%	39%
Gr. 7	0%	20%	41%	39%
Gr. 8	0%	20%	41%	39%
Gr. 9	0%	20%	41%	39%
Gr. 10	0%	20%	41%	39%
<b>2002</b>				
Gr. 4	0%	20%	41%	39%
Gr. 5	0%	20%	41%	39%
Gr. 6	0%	20%	41%	39%
Gr. 7	0%	20%	41%	39%
Gr. 8	0%	20%	41%	39%
Gr. 9	0%	20%	41%	39%
Gr. 10	0%	20%	41%	39%

FREE & REDUCED LUNCH STATUS - Free/Reduced Lunch - No Assistance - NRE: Science

Year & % Students Reported (N)	Percentage Performing at Each Level			
	Level 1	Level 2	Level 3	Level 4
<b>2003</b>				
Gr. 4	0%	20%	41%	39%
Gr. 5	0%	20%	41%	39%
Gr. 6	0%	20%	41%	39%
Gr. 7	0%	20%	41%	39%
Gr. 8	0%	20%	41%	39%
Gr. 9	0%	20%	41%	39%
Gr. 10	0%	20%	41%	39%
<b>2002</b>				
Gr. 4	0%	20%	41%	39%
Gr. 5	0%	20%	41%	39%
Gr. 6	0%	20%	41%	39%
Gr. 7	0%	20%	41%	39%
Gr. 8	0%	20%	41%	39%
Gr. 9	0%	20%	41%	39%
Gr. 10	0%	20%	41%	39%

ADDISON - RUTLAND SUPERVISORY UNION  
District Demographic Summary  
2002 & 2003

GRADE - NRE: English/Language Arts

Year & % Students Reported (N)	Percentage Performing at Each Level			
	Level 1	Level 2	Level 3	Level 4
<b>2003</b>				
Gr. 4	0%	20%	41%	39%
Gr. 5	0%	20%	41%	39%
Gr. 6	0%	20%	41%	39%
Gr. 7	0%	20%	41%	39%
Gr. 8	0%	20%	41%	39%
Gr. 9	0%	20%	41%	39%
Gr. 10	0%	20%	41%	39%
<b>2002</b>				
Gr. 4	0%	20%	41%	39%
Gr. 5	0%	20%	41%	39%
Gr. 6	0%	20%	41%	39%
Gr. 7	0%	20%	41%	39%
Gr. 8	0%	20%	41%	39%
Gr. 9	0%	20%	41%	39%
Gr. 10	0%	20%	41%	39%

GRADE - NRE: Mathematics

Year & % Students Reported (N)	Percentage Performing at Each Level			
	Level 1	Level 2	Level 3	Level 4
<b>2003</b>				
Gr. 4	0%	20%	41%	39%
Gr. 5	0%	20%	41%	39%
Gr. 6	0%	20%	41%	39%
Gr. 7	0%	20%	41%	39%
Gr. 8	0%	20%	41%	39%
Gr. 9	0%	20%	41%	39%
Gr. 10	0%	20%	41%	39%
<b>2002</b>				
Gr. 4	0%	20%	41%	39%
Gr. 5	0%	20%	41%	39%
Gr. 6	0%	20%	41%	39%
Gr. 7	0%	20%	41%	39%
Gr. 8	0%	20%	41%	39%
Gr. 9	0%	20%	41%	39%
Gr. 10	0%	20%	41%	39%

GRADE - NRE: Science

Year & % Students Reported (N)	Percentage Performing at Each Level			
	Level 1	Level 2	Level 3	Level 4
<b>2003</b>				
Gr. 4	0%	20%	41%	39%
Gr. 5	0%	20%	41%	39%
Gr. 6	0%	20%	41%	39%
Gr. 7	0%	20%	41%	39%
Gr. 8	0%	20%	41%	39%
Gr. 9	0%	20%	41%	39%
Gr. 10	0%	20%	41%	39%
<b>2002</b>				
Gr. 4	0%	20%	41%	39%
Gr. 5	0%	20%	41%	39%
Gr. 6	0%	20%	41%	39%
Gr. 7	0%	20%	41%	39%
Gr. 8	0%	20%	41%	39%
Gr. 9	0%	20%	41%	39%
Gr. 10	0%	20%	41%	39%

ADDISON - RUTLAND SUPERVISORY UNION  
District Demographic Summary  
2002 & 2003

FREE & REDUCED LUNCH STATUS - No Assistance - NRE: English/Language Arts

Year & % Students Reported (N)	Percentage Performing at Each Level			
	Level 1	Level 2	Level 3	Level 4
<b>2003</b>				
Gr. 4	0%	20%	41%	39%
Gr. 5	0%	20%	41%	39%
Gr. 6	0%	20%	41%	39%
Gr. 7	0%	20%	41%	39%
Gr. 8	0%	20%	41%	39%
Gr. 9	0%	20%	41%	39%
Gr. 10	0%	20%	41%	39%
<b>2002</b>				
Gr. 4	0%	20%	41%	39%
Gr. 5	0%	20%	41%	39%
Gr. 6	0%	20%	41%	39%
Gr. 7	0%	20%	41%	39%
Gr. 8	0%	20%	41%	39%
Gr. 9	0%	20%	41%	39%
Gr. 10	0%	20%	41%	39%

FREE & REDUCED LUNCH STATUS - No Assistance - NRE: Mathematics

Year & % Students Reported (N)	Percentage Performing at Each Level			
	Level 1	Level 2	Level 3	Level 4
<b>2003</b>				
Gr. 4	0%	20%	41%	39%
Gr. 5	0%	20%	41%	39%
Gr. 6	0%	20%	41%	39%
Gr. 7	0%	20%	41%	39%
Gr. 8	0%	20%	41%	39%
Gr. 9	0%	20%	41%	39%
Gr. 10	0%	20%	41%	39%
<b>2002</b>				
Gr. 4	0%	20%	41%	39%
Gr. 5	0%	20%	41%	39%
Gr. 6	0%	20%	41%	39%
Gr. 7	0%	20%	41%	39%
Gr. 8	0%	20%	41%	39%
Gr. 9	0%	20%	41%	39%
Gr. 10	0%	20%	41%	39%

FREE & REDUCED LUNCH STATUS - No Assistance - NRE: Science

Year & % Students Reported (N)	Percentage Performing at Each Level			
	Level 1	Level 2	Level 3	Level 4
<b>2003</b>				
Gr. 4	0%	20%	41%	39%
Gr. 5	0%	20%	41%	39%
Gr. 6	0%	20%	41%	39%
Gr. 7	0%	20%	41%	39%
Gr. 8	0%	20%	41%	39%
Gr. 9	0%	20%	41%	39%
Gr. 10	0%	20%	41%	39%
<b>2002</b>				
Gr. 4	0%	20%	41%	39%
Gr. 5	0%	20%	41%	39%
Gr. 6	0%	20%	41%	39%
Gr. 7	0%	20%	41%	39%
Gr. 8	0%	20%	41%	39%
Gr. 9	0%	20%	41%	39%
Gr. 10	0%	20%	41%	39%

## EXPENDITURES

2002-2003  
Actual2003-2004  
Budget2004-2005  
Budget

2131 GENERAL ADMIN. (cont.)

240 Retirement	8,490.00	8,490.00	8,995.00	8,079.32
250 Fringe Compensation	3,960.00	3,960.00	4,500.00	3,327.58
260 Unemployment Comp.	2,025.00	2,025.00	2,100.00	1,680.00
280 Other Benefits	2,100.00	2,100.00	1,700.00	1,875.60
290 Awards	1,700.00	1,700.00	1,700.00	1,840.17
290 Section 125 Plan	230.00	230.00	250.00	228.75
290 District Bue Physicals	200.00	200.00	200.00	0.00
411 Rent	18,600.00	18,600.00	18,600.00	15,400.00
530 Postage	7,500.00	7,500.00	8,000.00	7,898.12
530 Telephone	5,000.00	5,000.00	5,000.00	3,906.76
580 Travel	3,500.00	3,500.00	3,500.00	2,413.50
610 Supplies	8,500.00	8,500.00	8,500.00	6,747.54
640 Books & Periodicals	500.00	500.00	500.00	471.47
733 Equipment	7,325.00	7,325.00	6,500.00	391.47
810 Dues & Fees	3,775.00	3,775.00	4,000.00	3,659.00
2131 TOTAL GENERAL ADMINISTRATION	494,870.00	494,870.00	519,035.00	445,556.82
2574 Printing	900.00	900.00	900.00	741.69
2520 FISCAL SERVICES				
330 Audit	2,300.00	2,300.00	2,850.00	2,375.00
330 Fixed Assets	525.00	525.00	525.00	525.00
2520 TOTAL FISCAL SERVICES	2,825.00	2,825.00	3,375.00	2,900.00
2542 BUILDING SERVICES				
116 Custodial Salary	265.00	265.00	0.00	2,297.88
220 Social Security	20.00	20.00	0.00	175.76
240 Retirement	0.00	0.00	0.00	0.00
330 Contract Services	3,290.00	3,290.00	5,200.00	0.00
411 Water/Sewage	4,000.00	4,000.00	5,000.00	0.00
421 Rubbish Removal	1,200.00	1,200.00	1,200.00	0.00
450 Construction Costs	35,490.00	35,490.00	35,490.00	5,278.07
521 Property Insurance	305.00	305.00	350.00	0.00
610 Supplies	500.00	500.00	500.00	196.49
622 Electricity	4,000.00	4,000.00	4,000.00	182.05
624 Oil	3,000.00	3,000.00	3,000.00	569.59
730 Equipment	500.00	500.00	500.00	149.98
2542 TOTAL BUILDING SERVICES	52,070.00	52,070.00	15,250.00	8,989.74

2640 UPKEEP OF EQUIPMENT

430 Equipment Repair	3,000.00	3,000.00	2,500.00	1,618.17
430 Copier/Maintenance	4,000.00	4,000.00	4,500.00	4,466.40
2640 TOTAL UPKEEP OF EQUIPMENT	7,000.00	7,000.00	7,000.00	6,084.57

1100 STUDENT SUPPLIES

2225 DISTRICT TECHNOLOGY COORD.	400.00	400.00	400.00	0.00
110 Salary	43,060.00	43,060.00	45,215.00	41,600.00
210 Health Insurance	11,340.00	11,340.00	13,050.00	9,533.86
220 Social Security	3,305.00	3,305.00	3,460.00	3,101.28
240 Retirement	2,155.00	2,155.00	2,260.00	2,080.00
540 Tele. Phone	550.00	550.00	550.00	516.34
610 Supplies	300.00	300.00	2,300.00	2,469.68
640 Books	0.00	0.00	0.00	0.00
670 Software	0.00	0.00	0.00	269.96
770 Supplies	0.00	0.00	0.00	0.00
2225 TOTAL TECHNOLOGY COORD	63,135.00	63,135.00	67,335.00	60,037.64

2390 SCHOLARSHIP

2420 SPECIAL SERVICES DIRECTOR	1,000.00	1,000.00	1,000.00	3,000.00
210 Health Insurance	65,625.00	62,500.00	65,625.00	56,000.10
220 Social Security	5,025.00	4,420.00	4,420.00	3,715.26
610 Supplies	0.00	4,590.00	4,590.00	4,250.00
2420 TOTAL SPEC. SERVICES DIR.	76,110.00	71,510.00	71,510.00	63,958.04
1420 DISTRICT 7th & 8th FOOTBALL				
119 Coaches Salaries	1,700.00	1,500.00	1,700.00	1,500.00
119 Officials	360.00	360.00	360.00	240.00
220 Social Security	160.00	115.00	160.00	114.75
430 Repairs	200.00	200.00	200.00	0.00
610 Supplies	345.00	345.00	345.00	270.50
1420 TOTAL FOOTBALL PROG	2,765.00	2,520.00	2,765.00	2,125.25
2720 FOOTBALL TRANSPORTATION				
127 Drivers Salaries	800.00	800.00	800.00	546.65
220 Social Security	60.00	60.00	60.00	0.00
2720 TOTAL TRANSPORTATION	860.00	860.00	860.00	546.65
TOTAL EXPENDITURES	721,605.00	721,605.00	734,605.00	614,097.32

## ADDISON-RUTLAND SUPERVISORY UNION

## FINANCIAL SUMMARY

## 2004-2005 BUDGET

	2004-2005 Budget	2003-2004 Budget	2002-2003 Actual	2002-2003 Actual
Balance, July 1	0.00	\$0.00	\$0.00	\$0.00
Add: Revenue	720,270.00	734,605.00	614,097.32	614,097.32
Total Revenue	720,270.00	734,605.00	614,097.32	614,097.32
Less: Expenditures	720,270.00	734,605.00	614,097.32	614,097.32
Balance, June 30	\$0.00	\$0.00	\$0.00	\$0.00
REVENUE				
1500 Interest	2,000.00	2,000.00	2,039.65	2,039.65
1931 Business Assessment	51,375.00	48,597.00	41,698.00	41,698.00
1931 Cast/Hubb Assessment	165,375.00	162,791.00	152,697.00	152,697.00
1931 Fair Haven Assessment	155,546.00	152,181.00	142,158.00	142,158.00
1931 FHHS Assessment	194,687.00	195,186.00	184,158.00	184,158.00
1931 Overall Assessment	50,784.00	50,632.00	42,761.32	42,761.32
1931 West Haven Assessment	5,970.00	5,970.00	5,970.00	5,970.00
1932 Sp. Ed. Asgmt. Benach	4,044.00	3,529.00	3,253.00	3,253.00
1941 Sp. Ed. Asgmt. C/H	12,950.00	13,269.00	11,942.00	11,942.00
1941 Sp. Ed. Asgmt. F.H.	12,116.00	11,197.00	9,698.00	9,698.00
1932 Sp. Ed. Asgmt. FHHS	15,403.00	14,463.00	12,947.00	12,947.00
1932 Sp. Ed. Asgmt. Orwell	3,971.00	3,677.00	3,340.00	3,340.00
1932 Sp. Ed. Asgmt. W.H.	740.00	740.00	740.00	740.00
1460 Sale of Asset	0.00	0.00	0.00	0.00
1980 Prior Year	0.00	0.00	227.35	227.35
4026 Leap (IDEA B)	46,020.00	41,460.00	38,360.00	38,360.00
5900 Insurance Claim Reimb	0.00	0.00	0.00	0.00
TOTAL REVENUE	720,270.00	734,605.00	614,097.32	614,097.32

## EXPENDITURES

	2004-2005 Budget	2003-2004 Budget	2002-2003 Actual	2002-2003 Actual
2213 Professional Development	2,000.00	1,500.00	0.00	0.00
2225 COMPUTER SERVICES				
330 Contract Service/Training	2,500.00	500.00	822.60	822.60
430 Service Contract	2,000.00	2,000.00	1,621.97	1,621.97
580 Travel	250.00	250.00	0.00	0.00
610 Supplies	4,000.00	4,500.00	3,645.93	3,645.93
650 Software	1,000.00	1,000.00	45.00	45.00
730 Equipment	3,500.00	4,000.00	3,268.00	3,268.00
2225 TOTAL COMPUTER SERVICES	13,250.00	12,250.00	9,403.50	9,403.50
2311 BOARD OF EDUCATION				
522 Liability Insurance	2,350.00	2,065.00	916.66	916.66
522 Umbrella Insurance	1,080.00	1,245.00	1,182.19	1,182.19
540 Advertising	3,000.00	3,000.00	3,969.77	3,969.77
580 Travel	1,500.00	1,500.00	1,320.00	1,320.00
590 Other	200.00	200.00	21.10	21.10
2311 TOTAL BOARD OF EDUCATION	8,130.00	7,705.00	7,409.72	7,409.72
2312 BOARD SECRETARY				
114 Salary	800.00	800.00	650.00	650.00
220 Social Security	60.00	60.00	49.77	49.77
2312 TOTAL BOARD SECRETARY	860.00	860.00	699.77	699.77
2315 LUNAL FEES				
2315 GENERAL ADMINISTRATION	2,000.00	2,000.00	4,643.93	4,643.93
110 Superintendent	90,000.00	87,000.00	79,999.92	79,999.92
110 Assistant Superintendent	75,745.00	72,140.00	70,040.76	70,040.76
110 Business Manager	55,125.00	52,500.00	49,000.12	49,000.12
120 Staff Salaries	124,800.00	117,300.00	112,595.06	112,595.06
120 Staff Salary	1,000.00	1,500.00	0.00	0.00
210 Health Insurance	74,695.00	64,425.00	52,668.39	52,668.39
220 Social Security	26,755.00	25,500.00	23,848.59	23,848.59



# **TOWN OF HUBBARDTON COMMUNITY SCHOLARSHIP**

## **Information Sheet**

**Intent:** A scholarship awarded to a senior who resides in the Town of Hubbardton. The purpose of this monetary award is to assist in meeting the cost of attending an accredited 2 or 4 year institution in order to pursue a post-secondary education.

**Eligibility:** Candidates must be residents of the town of Hubbardton during their final 2 years of high school. At the time of application, the candidate must be currently enrolled and attending any high school, private or public. The scholarship will be renewed each year (for up to 3 more years) as long as the student is attending school and in good standing and providing sufficient funds are available.. Annually, the student must submit an official transcript to the School Board, no later than 1 August.

Candidates are selected based on grade point averages, class rank, community involvement and financial need. Each application is individually considered, however a minimum grade point average of 3.0 is required. Decisions of the School Board are final.

The student's family must retain residency in Hubbardton in order to continue receipt of the scholarship.

**Amount:** \$500.00 per year, to a maximum of 4 years, so long as sufficient funds are available.

**Process:** Application for this scholarship is accomplished by completing the form available at your Guidance office, the Hubbardton Town Office, or the Annual Town report. Applications must be received by May 1st. at the FHUHS Guidance Office, or Hubbardton Town Office.

**Payment:** A draft will be issued in the recipient's name by August 1st, prior to each post-secondary school year. The recipient agrees to return the funds if the first semester is not completed satisfactorily (except in cases of emergency).

**TOWN OF HUBBARDTON COMMUNITY SCHOLARSHIP**

**APPLICATION FORM**

**NAME:** \_\_\_\_\_

**MAILING ADDRESS:** \_\_\_\_\_

**RESIDENT ADDRESS:** \_\_\_\_\_

**TELEPHONE NUMBER:** \_\_\_\_\_

**SOCIAL SECURITY NUMBER:** \_\_\_\_\_

**FATHER'S NAME:** \_\_\_\_\_

**FATHER'S OCCUPATION:** \_\_\_\_\_

**MOTHER'S NAME:** \_\_\_\_\_

**MOTHER'S OCCUPATION:** \_\_\_\_\_

**POST-SECONDARY INSTITUTION:** \_\_\_\_\_

**ADDRESS:** \_\_\_\_\_

**ANNUAL COST OF ATTENDANCE:** \_\_\_\_\_

**State your educational goals and how this scholarship might assist you in that regard:** \_\_\_\_\_

\_\_\_\_\_  
\_\_\_\_\_  
\_\_\_\_\_  
\_\_\_\_\_  
\_\_\_\_\_  
\_\_\_\_\_

**State your academic achievements, extra curricular activities, and any clubs or community service projects you've been involved with:** \_\_\_\_\_

\_\_\_\_\_  
\_\_\_\_\_  
\_\_\_\_\_  
\_\_\_\_\_  
\_\_\_\_\_

W A R N I N G

ANNUAL MEETING OF UNION SCHOOL DISTRICT NO. 42  
(Towns of Castleton and Hubbardton)

February 23, 2004

The legal voters of the Union School District No. 42 are hereby warned to meet at the Castleton Elementary School in Bomoseen, Vermont, on Monday evening, February 23, 2004, at 7:30 P.M. to transact the following business:

Article 1. To elect the following officers:

- a. A Moderator
- b. A Clerk
- c. A Treasurer
- d. An Auditor for a term of three years

Article 2. To act upon the reports of the Union School District Officers.

Article 3. To approve salaries as budgeted and payment of other school-related expenses for the Directors and other elected officers of the Union School District.

Article 4. To see if the voters of the Union School District will vote to authorize its Board of Directors to borrow money pending receipt of payments from member districts, by the issuance of its notes or orders payable not later than one year from date.

Article 5. To have presented by the Board of Directors of Union School District #42 their estimates of the expenses for the ensuing year. This is a public informational hearing regarding the budget (see Article 7).

Article 6. To transact any other business that may lawfully come before the meeting.

The meeting will then be adjourned to March 2, 2004, for the purpose of voting by Australian ballot at the usual polling places in the member districts on the remaining Article 7 and Article 8, said ballots being brought to the Castleton Village School following the closing of the polls in the member districts where they will be co-mingled and counted by the officers of the District.

Article 7. Shall the voters of the Castleton/Hubbardton Union School District appropriate \$4,520,020. necessary for the support of its schools for the year beginning July 1, 2004?

NOTE: The assessments, based upon student enrollments from member towns, would be as follow:

Castleton	\$3,519,690.
Hubbardton	\$ 764,230.

Article 8: Shall the voters of the Castleton/Hubbardton Union School District spend a leftover balance of \$5,779.95 from a 1994 construction account and use it to replace classroom windows and other capital improvements at the Village School?

Dated at Castleton, Vermont, this 7<sup>th</sup> day of January, 2004.

  
Timothy Gilbert, Chair

  
Carolyn Blacknef, Clerk

UNION SCHOOL DISTRICT NO. 42

NOTE: The polls will be open from 8:00 A.M. to 7:00 P.M. on March 2, 2004, in Castleton.

The polls will be open from 10:00 A.M. to 7:00 P.M. on March 2, 2004, in Hubbardton.

TOWN OF HUBBARDTON, VT  
Board of Auditors  
1831 Monument Hill Rd. - Hubbardton  
Castleton, VT 05735

---

**ADDRESS SERVICE REQUESTED**

---



State of Vermont  
Dept of Libraries  
109 State Street  
Montpelier, VT 05609