

# TOWN OF CRAFTSBURY & TOWN SCHOOL DISTRICT 2023 ANNUAL REPORT



**Craftsbury Antiques & Uniques  
Celebrated its 50th Year  
July 8, 2023**

**School & Town Meeting  
Craftsbury Academy Gym  
Tuesday, March 5, 2024  
Starting at 9 am  
Please bring this book with you**

## CRAFTSBURY INFORMATION

Website: [www.townofcraftsbury.com](http://www.townofcraftsbury.com)

### Telephone Numbers:

Craftsbury Dog Warden— Kelly Carpenter 754-2515  
Craftsbury Fire Dept.....586-7786  
Craftsbury Fire Warden  
Andrew Marckres.....cell 279-5494  
Craftsbury Justices of the Peace:  
Yvette Brown..... 586-7766  
Timothy Fritz..... 586-2887  
Harry Miller.....586-9972  
David Rowell..... 586-7798  
Allison Van Akkeren (no phone).....  
Craftsbury Post Office (Village) .....586-9650  
Craftsbury Public Library .....586-9683  
Craftsbury School (Elementary) .....586-9671  
Craftsbury School (Academy) .....586-2541  
Craftsbury Select board—Susan Houston... 586-2873  
Craftsbury Select board—James Jones.....586-2292  
Craftsbury Select board—Bruce Urie.....755-6713  
Craftsbury Town Clerk's Office .....586-2823  
Craftsbury Town Clerk (Fax) .....586-2323  
Craftsbury Town Garage .....586-2271  
Orleans Southwest Supervisory Union .....472-6531

**Emergency .....911**

**Rescue Squad Emergency .....472-6666**

VT Fish & Wildlife Dept .....802-241-3700

VT Poison Center .....802-658-3456

VT State Police .....802-988-4315

Branch Cemetery: Jane Linck.....,586-9629

E. Craftsbury Cemetery: Jim Whitby..... 586-2863

Village Cemetery: Carolyn Ryan.....586-2835

Common Cemetery: Gayle Kroeger.....586-7745

Sexton: Mike Martin.....,586-9956

### **Town Clerk's Office:**

Open Tues– Fri 8:30am—4:00 pm

Mailing Address:

P O Box 55

Craftsbury, VT 05826

E-mail: [craftsbury@gmail.com](mailto:craftsbury@gmail.com)

### **Craftsbury Public Library Hours:**

Mon. 2:00pm - 6:00pm

Tues. 10:00am - 6:00pm

Wed. 10:00am - 6:00pm

Thurs. 2:00pm - 6:00pm

Fri. 10:00am - 6:00pm

Sat. 10:00am - 1:00pm

*Hours may change: check website*

### **Craftsbury Post Office:**

#### **Window Hours:**

Mon.-Fri. 7:30-11:30am/12:30-2:30pm

Sat. 7:30am - 10:30am

Closed (Lunch) 11:30am - 12:30 pm

#### **Lobby Hours:**

Mon. - Sat. 7:30am - 6:30pm

Box mail available by 10:00am

### **Craftsbury Common Post Office:**

Closed until further notice.

### **Craftsbury Recycling & Trash**

[www.lrswmd.org](http://www.lrswmd.org)

Saturdays 9:00am—1:00pm

### **Craftsbury School Board**

#### **Meetings:**

2<sup>nd</sup> Wednesday of the Month

Craftsbury Academy 6:00pm

(note: date/time may change)

### **Craftsbury Select Board Meetings:**

1<sup>st</sup> & 3<sup>rd</sup> Tuesday of the month

Craftsbury Town Hall 7:00pm

(note: date/time may change)

## **This Year the Town Report is dedicated to Linda Wells.**

### **Linda Wells**

Linda is well known to our community as a librarian. Without her vision and dedication, Craftsbury would not have our wonderful library on the Common. She had been talking about the need for a larger library for years before others caught on and shared her vision. The gift of land, the Library Board and dedicated volunteers who worked in planning, fundraising and overseeing the project were all inspired by Linda. Her



leadership was well recognized by the New York Times, the Vermont Library Association, the Vermont Librarian of the Year Award, and other accolades. She lobbied the Legislature to secure funding for small libraries. Best of all was her welcoming smile, spark with kids, guidance, positive attitude, and true interest in everyone's wellbeing. Gentle and always kind, Linda's NYC toughness and steely persistence helped her accomplish her goals.

Born in Staten Island, NY in 1945, she and husband Tom moved to VT in 1969 and built their house on Town Line Road. She loved to ramble those woods and fields with neighbors and friends. With her extensive gardening knowledge, she often helped others with their perennial beds. Linda was in the singing communities of Bread and Puppet, Shape Note, and the Hospice singing group. She was a guardian for a disabled friend. She seemed to always have a car full of kids, and helped with 4-H, Operation Friendship, school trips and fundraising, hosted Fresh Air kids, and helped organize and staff the Elementary School Library in the early days. She brought such joy to every activity and to everyone she worked with.

Linda was on the local women's softball team, the Planning Commission, and was a peace and justice advocate. She celebrated and honored people as they were and was dedicated to public service and the welfare of people in Craftsbury.

Linda died last August. We miss her.

## Table of Contents

Craftsbury Information Page .....	Inside Front Cover
Dedication .....	3
Table of Contents / Auditors' Report.....	4-6
Craftsbury Town Warning.....	7-9
Abstract of Town Meeting Minutes 3/7/23. ....	10
Elected Town Officers / Appointed Town Officers.....	11-13
Select Board Report & Budget .....	14-17
Statement of Receipts and Disbursements .....	18
Town Salaries, Assessments .....	19
Balance Sheet.....	20
Statement of Town Indebtedness/Delinquent Taxes/Town Assets.....	21
Additional Town Accounts.....	22-25
2023 Billed Grant List, Tax Book Report Form 411.....	26-27
Education tax Rates/Act 68 Cash Flow .....	28-29
FY2023 Education Funding Summary .....	30-31
Dog License Report .....	32
Craftsbury Fire Department Balance Sheet and Report.....	33-34
Freedom & Unity Task Force Report .....	35
Conservation Commission Report.....	36
Recreation Committee Report .....	37
Craftsbury Website Committee Report/Municipal Forest Committee Report.....	38
Energy Committee Report.....	39
Craftsbury Fire District #2 .....	40
Village Improvement Society Report .....	41
Antiques & Uniques Committee Report.....	42
Historical Society Report .....	43
Mental Health Resource Group Report.....	44
Neighbor to Neighbor Report .....	45
Craftsbury Trails Report.....	46
Hardwick Area Food Pantry.....	47
Craftsbury Public Library Annual Report.....	48-50
John Woodruff Simpson Memorial Library .....	51
Craftsbury Community Care Center Report .....	52
Planning Commission Report .....	53
Craftsbury Saplings.....	54
Sterling College .....	55
Agencies requesting Town Funds .....	56-57
Craftsbury Land Transfers/Marriages/Births/Deaths .....	58-60



**Craftsbury Town School District  
2024 Annual School District Meeting Materials  
Table of Contents**

<b>Craftsbury Town School District</b>	
Craftsbury Town School District Cover Page	61
Important Message about State Tax Formula Revisions	62
2024 Annual School District Meeting Warning	63
School Board Report	64-65
Superintendent's Message	66-67
Principal's Message	68-69
FY23 Treasurers Cash Flow Report	70
FY25 Proposed Budget by Function	71
FY25 Proposed Revenue Budget	72
FY25 Budget Notes	73
FY25 Estimated Tax Impact	74
Tax Rate Calculation Description	75
Three Prior Years Comparisons - Format as Provided by AOE	76
2022-2023 Employee Compensation Report	77
2023 Craftsbury Schools Annual School District Meeting Minutes	78-79
<b>Orleans Southwest Supervisory Union</b>	
OSSU Cover Page	80
OSSU Board Report	81
FY23 Treasurer's Cash Flow Report	82
FY25 Proposed Budget by Function	83
FY25 Proposed Revenue Budget	84
FY25 Budget Notes	85
FY25 OSSU Shared Services Assessment Summary	86-87
FY23 OSSU Grants	88-91
2022-2023 Employee Compensation Report	92-95
<b>Craftsbury School Board Members and Officers</b>	
<u>School Board Members</u>	
	Term End
Kasey Allen, Chair	2025
Jared Nunery, Vice Chair	2024
Michelle Menard, Clerk	2024
Cedar Hannan, Member	2026
Anna Schulz, Member	2025
<u>Officers</u>	
Michelle Warren, District Clerk	2024
Yvette Brown, District Treasurer	2024

Orleans Southwest Supervisory Union and its member districts were audited by Telling & Hillman, P.C. for the fiscal year ending June 30, 2023. Full copies of the annual audit reports can be found at the OSSU website: <https://www.ossu.org/en-US/data-and-reports-fbc335ab>. If you are interested in obtaining a copy of one of the audit reports, you can call the OSSU Central Office at 802-472-6531 to have a copy mailed, or you can view the report at the OSSU Central Office at 157 Daniels Road, Hardwick VT.

## **Auditors' Report**

The Auditors' job is to examine all payables and receivables and balance all accounts with the bank statements and to be able to ensure that the information in this book is accurate.

Due to the changing of Delinquent Tax Collector, the selectboard ordered a full audit on delinquent taxes. They wanted to make sure that the new collector was getting a true list of delinquencies. There were some bookkeeping and posting errors found and some adjustments were made. For a list of changes see page 21.

**We, the auditors for the Town of Craftsbury, have examined the accounts and records of the Town from January 1, 2023, to December 31, 2023. We examined the delinquent Taxes from January 2019 to December 2023. With the adjustments made, we do declare that all town financials in this book to be accurate and true.**

Attest:

**Cheryl Bailey, Amanda Cookson, Michael Waterhouse**

Contact us: e-mail address

[Craftsbury.town.auditors@gmail.com](mailto:Craftsbury.town.auditors@gmail.com)

**CRAFTSBURY JUNIOR CLASS WILL BE HOLDING A BAKE SALE  
WITH COFFEE AND OTHER BEVERAGES  
ON TOWN MEETING DAY.**

### **Craftsbury, Vermont**

**Chartered: August 23, 1781**

**Acreage: 25,984 acres    Altitude: 904 feet**

**Number of Craftsbury Registered Voters: 964 (as of 12/29/2023)**

*"The Select Board of the Town of Craftsbury resolves to Celebrate Community, Honor Common Humanity, and Provide a Safe and Healthy Place to Live, Work, and Visit. We Stand for Equality, Respect, and Dignity for All and Condemn any Injustice, including Racial Injustice, or Intimidation."*

Statement issued by the Craftsbury Select Board on August 4, 2020

**TOWN OF CRAFTSBURY WARNING  
ANNUAL TOWN AND TOWN FIRE DISTRICT MEETING  
THE VOTERS ARE HEREBY NOTIFIED AND WARNED  
TO MEET AT THE CRAFTSBURY ACADEMY GYMNASIUM ON  
TUESDAY THE FIFTH DAY OF MARCH A.D., 2024,  
IMMEDIATELY FOLLOWING THE 9 AM TOWN SCHOOL DISTRICT MEETING,  
TO ACT ON THE FOLLOWING ARTICLES:**

**Article 1:** To elect a Town Moderator.

**Article 2:** To hear the Auditors' report.

**Article 3:** To elect all Town Officers required by law:

Select Board Member for a term of 3 years

Lister for a term of 3 years

Auditor for a term of 3 years

Cemetery Commissioner for a term of 5 years

Trustee of Public Funds for a term of 3 years

WWII Memorial Fund Trustee for a term of 3 years

**Article 4:** Shall the voters authorize total fund expenditures for operating expenses of \$960,863.00 of which \$648,292.17 shall be raised by taxes and \$312,570.83 by non-tax revenues?

**Article 5:** Shall the Town appropriate \$65,000 to the Craftsbury Fire Department for payment of necessary expenses from January 1, 2024 through December 31, 2024?

**Article 6:** Shall the Town appropriate \$10,000 to the Craftsbury Fire Department for paying stipends to its volunteers?

**Article 7:** Shall the Town vote the sum of \$12,400 for the following appropriations?

\$1,500 Craftsbury Block Party Fund

\$6,400 Craftsbury Cemeteries, for mowing

\$2,500 Craftsbury Recreation Committee, with \$1,500 allocated to swimming lessons in Greensboro

\$ 500 Craftsbury Historical Society

\$1,500 Craftsbury Village Improvement Society, for maintenance on the Common

**TOTAL \$12,400**

**Article 8:** Shall the Town vote the sum of \$7,000 for the Craftsbury Conservation Fund, money set aside for future conservation projects?

**Article 9:** Shall the Town vote the sum of \$6,000 for Craftsbury Saplings, a community children's center?

**Article 10:** Shall the Town vote the sum of \$ 12,000 for Craftsbury Community Care Center, a residential care home providing support to elders?

**Article 11:** Shall the Town vote the sum of \$ 13,700 for the following appropriations?

\$ 4,500 Greensboro Nursing Home

\$ 4,200 Orleans Essex V.N.A. & Hospice for providing services to the elderly, homebound and chronically ill

\$ 5,000 Hardwick Area Food Pantry and the expanded Craftsbury Food Share

**TOTAL \$13,700**

**Article 12:** Shall the Town vote the sum of \$ 14,098 for the following appropriations:

- \$ 1,000 Aware for preventing and healing the trauma of domestic and sexual violence
- \$ 1,200 Green Mountain Farm to School, Inc. for providing fresh, local food and nutrition education to students in Northern Vermont
- \$ 1,500 Lamoille County Mental Health Services
- \$ 1,000 Lamoille Family Center for parent and child programming services designed to promote health, safe and resilient families
- \$ 500 North Country Animal League
- \$ 650 N.E. Kingdom Council on Aging
- \$ 1,266 Northeast Kingdom Human Services, for supporting community members with mental health, addiction and developmental disabilities
- \$ 300 Northeast Kingdom Learning Services
- \$ 1,142 Northeastern Vermont Development Assoc. (NVDA) for planning, developing, promoting and publicizing resources
- \$ 500 Northwoods Stewardship Center, for widespread conservation and educational services
- \$ 700 Old Stone House Museum, for maintaining the Old Stone House Museum and its programs
- \$ 500 Orleans County Fair
- \$ 500 Pope Memorial Frontier Animal Shelter
- \$ 1,500 Rural Arts, for supporting programs, activities and projects for Craftsbury families
- \$ 600 Rural Community Transportation for providing public transportation services in Northern Vermont
- \$ 500 Salvation Farms for distributing produce from local farms to the region's residents
- \$ 140 VT Center for Independent Living
- \$ 500 VT Assoc. for the Blind & Visually Impaired
- \$ 100 VT Rural Fire Protection Task Force

**TOTAL \$ 14,098**

**Article 13:** Shall the Town appropriate a sum of \$25,880 to the Hardwick Rescue Squad, Inc.?

**Article 14:** Shall the Town appropriate a sum of \$47,700 for the operation of the Craftsbury Public Library for the ensuing year?

**Article 15:** Shall the Town appropriate a sum \$800 Orleans County Citizens Advocacy (ConnectABILITIES) for creating and supporting relationships between community volunteers and individuals with developmental disabilities

**Article 16:** Shall the Town elect its town officers by Australian ballot pursuant to 17 V.S.A. §2680(b)?

**Article 17:** Shall the town vote that taxes be payable in installments, with due dates being July 15<sup>th</sup>, September 15<sup>th</sup> and November 15<sup>th</sup> (§32 V.S.A.4871), will bear interest at a rate of 1% percent per month or fraction thereof for the first three months and thereafter 1½% percent per month or fraction thereof, from November 15<sup>th</sup>, pursuant to 32 V.S.A. § 4873?



**Article 18:** Discussion of other nonbinding business.

DATED AT CRAFTSBURY, VERMONT JANUARY 19 A.D., 2024.

SELECTBOARD: Bruce Uri BRUCE URIE

James Jones JAMES JONES

Susan Houston SUSAN HOUSTON

CRAFTSBURY TOWN CLERK'S OFFICE RECEIVED THE FOREGOING  
WARNING FOR RECORD JANUARY 19 A.D., 2024 AT 12 O'CLOCK  
15 MINUTES P.M. AND DULY RECORDED THE SAME BEFORE POSTING.

ATTEST: Michelle Warren MICHELLE WARREN, CRAFTSBURY TOWN CLERK

## March 7, 2023 Abstract of Town Meeting

**Article 1.** Moderator — Jeannine Young was nominated, 1 vote cast. Voice carried, passed.

**Article 2.** Auditors' Report — Barb Paterson was the Dedication. Report voice carried, passed.

**Article 3.** Appoint a collector of delinquent taxes, 1 year position. 77 yes/25 no. Passed.

**Article 4:** To elect all Town Officers:

- **Select Board (3 year term):** James Jones nominated. Voice carried, passed.
- **Collect of Delinquent Taxes (1 year term):** Jeannine Young suspended, due to approval of Article 3.
- **Lister (3 year term):** Tom Boyle nominated. Voice carried, passed.
- **Auditor (3 year term):** Michael Waterhouse nominated. Voice carried, passed.
- **Cemetery Commission (5 year term):** Bob Davis nominated. Voice carried, passed.
- **Craftsbury Public Library Trustee (2 years of remaining 4 year term).** Steve Moffatt was nominated. Voice carried, passed.
- **Supervisor Lamoille Solid Waste District (2 year term):** Penelope Doherty nominated. Voice carried, passed.
- **Trustee of Public Funds (3 year term):** Rudy Chase nominated. Voice carried, passed.
- **World War II Memorial Fund Trustee (3 year term):** Bruce Urie nominated. Voice carried, passed.
- **World War II Memorial Fund Trustee (2 years of a remaining 3 year term):** Ross Davis nominated. Voice carried, passed. Bruce Urie thanked Clyde (Sunny) Simmons for the 30-40 years served in this position.

**Article 5.** Authorize operating expenses of \$978,750, of which \$572,830 to be raised by taxes. 105 yes/3 no/1 spoiled. Passed.

**Article 6.** Authorize an amount not to exceed \$275,000 to purchase a grader, 5 year installments plus interest. 91 yes/8 no. Passed.

**Article 7.** Appropriate Fire Department Budget \$65,000. 105 yes/3 no. Passed.

**Article 8.** Appropriate \$10,000 for Fire Department stipends to volunteers. Voice carried, passed.

**Article 9:** Appropriate \$19,250 for Town Committee/Event Appropriations. Motion to split, voice carried and passed.

First Section: \$1500 Craftsbury Block Party, \$6400 Mowing Cemeteries. Voice carried, passed.

Second Section: Motion was carried to increase the Historical Society from \$100 to \$500, voice carried and passed. \$500 Historical Society, \$7000 Conservation Fund, \$750 Memorial Day, \$2000 Recreation Committee, \$1500 Craftsbury Village Improvement Society. Voice carried, passed.

**Article 10.** Authorize \$49,803 for appropriations. 97 yes/3 no/2 spoiled. Passed.

**Article 11.** Appropriate \$12,000 to Craftsbury Community Care Center. Voice carried, passed.

**Article 12.** Appropriate \$46,000 to Craftsbury Public Library. 89 yes/6 no. Passed.

**Article 13:** Appropriate \$10,000 to Craftsbury Cemeteries, for upkeep. Voice carried, passed.

**Article 14:** Appropriate \$500 to Northwood Stewardship Center. Voice carried, passed.

**Article 15.** Exempt the Masonic Hall from property taxes for five years. Voice carried, passed.

**Article 16:** Vote to elect town officers by Australian ballot. Paper ballot requested. 36 yes/52 no. Did not pass.

**Article 17.** Vote to have taxes collected by Town Treasurer. Voice carried, passed.

**Article 18.** Vote to collect taxes July 15, September 15, and November 15. Voice carried, passed.

**Article 19:** Discussion nonbinding business. Barn Dance May 20, Antiques & Uniques is back, July 8. Craftsbury Old Home Day, the 2<sup>nd</sup> Saturday in August.

Meeting adjourned at 12:36 PM

## 2023 CRAFTSBURY ELECTED POSITIONS

### **AUDITORS** (3 year term):

- Amanda Cookson (2024)
- Cheryl Bailey (2025)
- Michael Waterhouse (2026)

### **SELECT BOARD** (3 year term):

- Susan Houston (2024)
- Bruce Urie (2025)
- James Jones (2026)

### **CEMETERY COMMISSIONERS** (5 year term):

- James Jones (2024)
- Bruce Urie (2025)
- Michael Martin (2026)
- Tom Boyle (2027)
- Bob Davis (2028)

### **SUPERVISOR LAMOILLE SOLID WASTE DISTRICT**

(2 year term):

- Penelope Doherty (2025)

### **TOWN CLERK & TREASURER** (3 year term):

- Michelle Warren (2025)

### **CRAFTSBURY JUSTICES OF THE PEACE**

(2 Year term):

*Voted in general election 11/22, active starting 2/23*

- Yvette Brown (2025)
- Tim Fritz (2025)
- Harry Miller (2025)
- David Rowell (2025)
- Allison Van Akkeren (2025)

### **TRUSTEE OF PUBLIC FUNDS** (3 year term):

- Yvette Brown (2024)
- Michelle Warren (2025)
- Rudy Chase (2026)

### **CRAFTSBURY PUBLIC LIBRARY TRUSTEE**

(4 year term):

- Steve Moffatt (2025)

### **WWII MEMORIAL TRUSTEES** (3 year term):

- Michael Martin (2024)
- Ross Davis (2025)
- Bruce Urie (2026)

### **LISTER** (3 year term):

- Harry Miller (2024)
- Jeremiah McCann (2025)
- Tom Boyle (2026)

### **MODERATOR** (1 year term):

- Jeannine Young (2024)

### **SCHOOL BOARD:**

- Michelle Menard (2024)
- Jared Nunery (2024)
- Anna Schulz (2025)
- Kasey Allen, Chair (2025)
- Cedrus Hannan (2026)

## 2023 CRAFTSBURY APPOINTED POSITIONS

### **CRAFTSBURY 911 COORDINATORS** (1 year term):

- Cheryl Bailey (2024)
- Bruce Urie (2024)

### **CRAFTSBURY ANTIQUES & UNIQUES** (1 year term)

- Kris Coville( 2024), *resigned 12/23*
- Lise Erickson (2024), Co-Chair
- Jacob Fritz (2024), *resigned 12/23*
- Don Houghton (2024)
- Thomasina Jacobs (2024), *resigned 12/23*
- Michelle Warren (2024), Co-Chair
- Jeannine Young (2024)
- Bruce Urie (2024)

### **CRAFTSBURY CONSERVATION COMMISSION**

(4 year term):

- Liz Keglor (2024)
- Steve Moffatt, Chair (2024)
- Diane Morgan (2024)
- Brian Machesney (2025), *resigned*
- Elinor Osborn (2025)
- Farley Brown (2026)
- June Cook (2026), *resigned*
- Colin Netzley (2026)
- Ashley Nunery (2026) *resigned*
- Nancy Milholland (2027)
- Doug Wolcik (2027)
- Susan Houston, liaison

### **CRAFTSBURY CONSTABLE** (1 year term):

- Eric Britton (2023)

### **CRAFTSBURY DELINQUENT TAX COLLECTOR**

(1 year term):

- Alison Blaney (2024)

### **CRAFTSBURY DOG WARDEN** (1 year term):

- Kelly Carpenter (2024)

### **CRAFTSBURY ENERGY COMMITTEE** (3 year term):

- Mabel Houghton
- Ned Houston
- Sten Seeman (2024)
- Craig Taylor (2024)
- Catherine Cusack (2024), *resigned*
- Alan Turnbull (2025)
- Vince O'Connell (2025) *resigned*
- Christina Finkelstein (2025)
- Ian Nelson (2026)
- Lisa Sammet (2026)
- Kevin Gregoire, Chair (2026) →

- Bill Day (2026)

- Leo Circost, Liaison

### **CRAFTSBURY FENCE VIEWER** (1 year term):

- James Jones (2024)
- Chris Masse (2024)
- Rob Strong (2024)

### **CRAFTSBURY FIRE WARDEN** (1 year term):

- Andrew Marckres (2024)

### **CRAFTSBURY GREEN UP CHAIR** (1 year term):

- Suzanne Griffiths (2024)

### **CRAFTSBURY HEALTH OFFICER** (1 year term):

- Tim Fritz (2024)

### **CRAFTSBURY INSPECTION OF LUMBER & WOOD**

(1 year term):

- James Moffatt (2024)
- Stuart LaPoint, Assistant (2024)

### **CRAFTSBURY MENTAL HEALTH RESOURCE GROUP**

(1 year term):

- Lise Erickson (2024)
- Norm Hanson (2024)
- Pastor Kim Larose, Co-Chair (2024)
- Lisa-Anne Loucka (2024)
- Nancy Milholland (2024)
- Sharon Moffatt (2024)
- Monique Reil (2024)
- Michelle Warren, Co-Chair (2024)
- Steve Whelpey (2024)
- Susan Houston, Liaison

### **CRAFTSBURY MUNICIPAL FOREST COMMITTEE**

(3 year term):

- Barbara Alexander (2024)
- Ann Ingerson (2024)
- Logan Jones (2024)
- Chris Sanville (2024)
- Ben Alexander (2025)
- James Jones (2025)
- Jane Solomon (2025)
- James Moffatt, Chair (2025), Chair
- Stuart LaPoint (2026)
- Robert Linck (2026)
- Michel Renaud (2026)
- Rob Libby, liaison



## 2023 CRAFTSBURY APPOINTED POSITIONS (continued)

### CRAFTSBURY NEIGHBOR TO NEIGHBOR

(3 year term):

- Penelope Doherty (2024)
- Kit Basom (2024)
- Pastor Kim Larose (2025)
- Leslie Taylor (2025) *resigned*
- Jeremiah McCann (2025)
- Kris Coville, Chair (2026)
- Tim Fritz (2026)
- Susan Houston, Liaison

### CRAFTSBURY NVDA REPRESENTATIVE

(1 year term):

- Farley Brown (2024)
- Rudy Chase (2024)

### CRAFTSBURY RECREATION COMMITTEE

(1 year term):

- Angel Baraw (2024)
- Molly Ciecierski (2024)
- Anne Hanson (2024)
- Nathalie Jonas (2024)
- Kris Coville, Chair (2024) *resigned*
- Barb Strong (2024)
- Jeannine Milles (2024) *resigned*
- Francinne Valcour (2024)

### CRAFTSBURY SELECT BOARD CLERK

(1 year term):

- Victoria Hudson (2024)

### CRAFTSBURY TOWN GRAND JUROR

(1 year term):

- Carol Maroni (2024)

### CRAFTSBURY TOWN PLANNING COMMISSION

(3 year term):

- Farley Brown, Chair (2024)
- Rudy Chase, Vice Chair (2024)
- Gordon Waterhouse, Floodplain Admin. (2024)
- Annie Rowell (2025) *resigned*
- David Koschak (2025)
- Lucas Schulz (2025)
- Ross Davis (2026)
- Alison Blaney (2026)
- David Rowell (2026)
- Phil Lovely (2026) *resigned*
- Reed Holden (*alternate*)

### CRAFTSBURY TOWN SERVICE OFFICER (1 year term):

- Michelle Warren (2024)

### CRAFTSBURY TREE WARDEN (1 year term):

- James Moffatt (2024)
- Stuart LaPoint, Assistant (2024)

### CRAFTSBURY WAR MEMORIAL COMMITTEE

(1 year term):

- Eric Britton (2024)
- Ross Davis (2024)
- Michael Morrison (2024)
- John Zaber (2024)

### CRAFTSBURY WEBSITE COMMITTEE (3 year term):

- Donald Houghton (2024)
- Michelle Warren, Chair (2025)
- Yvette Brown (2024)
- Victoria Hudson (2026)
- John Zaber (2026)

### NEK CUD (1 year term):

- Rudy Chase (2024)
- Katherine Sims (2024) *alternate*
- Brian Machesney (2024) *alternate*

### VT Emergency Management (1 year):

- Bruce Urie (2024)
- Rebecca Tatel (2024)

## TOWN OF CRAFTSBURY SELECT BOARD REPORT 2023

The year started off pretty mild and easy for the board, finalizing the budget, preparing the town report, meeting to plan Antiques and Uniques and addressing other early year tasks. We had searched for an animal control officer to help with stray animals and were fortunate to interview and hire Kelly Carpenter from Albany. She has been a good asset for the town. We also worked to update our Hazard Mitigation Plan with a yearly review of the five year plan. We met with Susan Clark for a discussion of our town meeting process and more about the process can be found in the report from the Freedom and Unity group. We do have an article on our warning to vote for town officers via Australian ballot that would start next year. It is a hard question to answer as to how to get folks out to a town meeting vs having all our articles voted by Australian ballot and one that is still being discussed. Town groups have been very successful in grant writing and the Craftsbury Community Care and the Saplings are working with fairly large pots of money to achieve their goals for renovations and planning. Several other grants have been secured to help with roads, town planning and energy projects.

- We have been able to get our delinquent tax situation much more clear and have collected a significant amount of back taxes. Allison Blaney was appointed as our tax collector and has done a great job. Our auditors played a large role in sorting out the delinquent list and spent many hours doing this task.
- That brought us to July 10 and the FLOOD of 23. Places saw over 9 inches of rain around town and roads, ditches and streams could not handle that volume of water. Some roads had smaller damage while others were almost totally gone for upwards of a mile. Ten roads had significant damage and qualified for FEMA funding for repairs with our totals being out of pocket close to \$300,000 dollars of damage. I made the mistake of being on vacation during this time but want to thank my fellow board members, the fire department, and Michelle in the office for all the work they did to start the repair process and keep folks aware of what was open and closed. Local contractors as well as our highway crew should be commended for the job they did to get people off the roads that were severely damaged. By nightfall of the first day all roads had at least a crude path to allow people to travel out and service and emergency vehicles to have access. Work continues to do the steps to be reimbursed for part of the damages from FEMA and we hope to see some of that money in the first half of this year. We are still waiting to see if there will be a federal declaration for the December flooding which did close to \$20,000 in damages. A couple of the repairs will have to be done with mitigation projects that will take at least a couple years but will receive funding from FEMA. We were very lucky that several things came into play to help keep our bottom line in the black even with the flood damages, we were able to take some ARPA money to pay for infrastructure repair (paving), delinquent tax dollars were up and the state released two of the state aid payments early.
- We do know that there will be an opening on the road crew in early July so anybody thinking of a career change should talk to any select board member and watch for job postings in mid April. Kent has done a super job but certainly deserves a chance to retire.
- We will be looking at the leased gravel pit to find more gravel this year and hope that we are not shocked to find our crushing and screening cost skyrocketing like they did last year.
- As usual I cannot thank my fellow board members, all the volunteers and especially the road crew and office crew for making my job so much easier. We will continue to look at town issues and explore various options for how the town moves forward in administration and town governance. Hopefully there will be a lull in natural disasters (five 100 year floods in 15 years) and we will be able to lead the town in a successful manner for 2024

*James Jones, Bruce Urié and Susan Houston*

<b>CRAFTSBURY SELECT BOARD BUDGET</b>			
<b>Road Department Expenses</b>	<b>Actual 2023</b>	<b>Budget 2023</b>	<b>Proposed 2024</b>
Salaries	\$162,401.75	\$168,700.00	\$184,046.00
Retirement/ Life Ins	\$ 11,081.93	\$ 11,500.00	\$ 13,000.00
Social Security & Medicare	\$ 13,165.32	\$ 12,950.00	\$ 14,080.00
Worker's Comp. Insurance	\$ 10,172.96	\$ 9,900.00	\$ 10,200.00
Health & Dental Insurance	\$ 47,676.32	\$ 45,000.00	\$ 53,500.00
Uniforms	\$ 8,304.50	\$ 10,000.00	\$ 10,000.00
Salt	\$ 59,589.12	\$ 72,000.00	\$ 72,000.00
Chloride	\$ 40,772.47	\$ 40,500.00	\$ 40,500.00
Fuel	\$ 49,755.67	\$ 50,000.00	\$ 50,000.00
Repairs & Maintenance	\$109,657.12	\$ 65,000.00	\$ 75,000.00
Blacktop	\$116,589.70	\$120,000.00	\$ 60,000.00
Guardrails		\$ 6,000.00	
Equipment Insurance	\$ 18,807.44	\$ 20,000.00	\$ 19,000.00
Town Garage Utilities	\$ 10,547.30	\$ 11,000.00	\$ 10,000.00
Bridges	\$ 105.94	\$ 7,500.00	\$ 7,500.00
Ditch Stone	\$ 17,065.90	\$ 4,000.00	\$ 4,000.00
Sand	\$ 35,724.00	\$ 43,500.00	\$ 43,500.00
Gravel	\$ 56,090.00	\$ 66,500.00	\$ 66,500.00
Contract Services	\$ 2,875.00	\$ 12,000.00	\$ 12,000.00
Culverts	\$ 1,101.47	\$ 6,000.00	\$ 6,000.00
Garage Fire Prevention	\$ 500.00	\$ 1,000.00	\$ 1,000.00
Mileage	\$ 759.15	\$ 750.00	\$ 750.00
Building Maintenance	\$ 1,038.25	\$ 5,000.00	\$ 5,000.00
911 Expense			\$ 500.00
Roadside Mowing	\$ 11,039.00	\$ 10,000.00	\$ 11,000.00
Signs & Posts	\$ 1,848.10	\$ 2,500.00	\$ 2,500.00
Class IV Roads		\$ 2,000.00	\$ 2,000.00
State of Vermont Permits	\$ 1,394.62	\$ 2,000.00	\$ 2,000.00
Bulky Day	\$ 2,267.95	\$ 2,800.00	\$ 2,800.00
Training & Computer Equipt.	\$ 378.70	\$ 500.00	\$ 500.00
<b>Total Road Dept. Expenses</b>	<b>\$790,709.68</b>	<b>\$808,600.00</b>	<b>\$778,876.00</b>

<b>CRAFTSBURY SELECT BOARD BUDGET (continued)</b>			
<b>Town Office Expenses</b>	<b>Actual 2023</b>	<b>Budget 2023</b>	<b>Proposed 2024</b>
Clerk & Treasurer	\$ 41,600.00	\$ 41,600.00	\$ 45,136.00
Retirement/Life Ins.	\$ 2,854.28	\$ 3,000.00	\$ 3,201.00
Assistant Clerk	\$ 9,893.02	\$ 12,500.00	\$ 12,500.00
Select Board Clerk	\$ 1,200.00	\$ 1,200.00	\$ 1,200.00
Auditors	\$ 3,414.25	\$ 4,500.00	\$ 4,500.00
Listers	\$ 4,555.00	\$ 7,500.00	\$ 7,500.00
Select Board	\$ 3,000.00	\$ 3,000.00	\$ 3,000.00
Ballot Clerks		\$ 500.00	\$ 2,500.00
Health Insurance & Dental	\$ 25,182.88	\$ 25,200.00	\$ 28,000.00
Social Security & Medicare	\$ 5,182.95	\$ 5,200.00	\$ 5,750.00
Parcel Map Update		\$ 600.00	\$ 1,300.00
Mileage	\$ 800.00	\$ 800.00	\$ 800.00
Office Supplies	\$ 11,235.75	\$ 15,000.00	\$ 15,000.00
Utilities (Hall & Office)	\$ 8,169.95	\$ 8,500.00	\$ 8,500.00
Worker's Comp.	\$ 321.08	\$ 400.00	\$ 400.00
Assessments	\$ 25,655.25	\$ 25,000.00	\$ 26,000.00
Interest (Line of Credit)	\$ 3,000.00	\$ 3,000.00	\$ 3,000.00
New Equipment	\$ 1,044.35	\$ 1,500.00	\$ 1,500.00
Legal Services	\$ 500.00	\$ 2,500.00	\$ 2,500.00
Town Committees	\$ 1,282.63	\$ 2,000.00	\$ 2,000.00
Building Maintenance	\$ 3,367.79	\$ 2,500.00	\$ 2,500.00
Fire Protection	\$ 2,327.98	\$ 1,000.00	\$ 1,000.00
Street Lights	\$ 1,520.54	\$ 1,650.00	\$ 1,650.00
Memorial Day Flags			\$ 750.00
Portable Toilets (Beach & Common)	\$ 1,703.20	\$ 1,500.00	\$ 1,800.00
<b>Total Town Office</b>	<b>\$ 157,810.90</b>	<b>\$ 170,150.00</b>	<b>\$ 181,987.00</b>
<b>Total Road Dept.</b>	<b>\$ 790,709.68</b>	<b>\$ 808,600.00</b>	<b>\$ 778,876.00</b>
<b>Total Town - Office &amp; Road</b>	<b>\$ 948,520.58</b>	<b>\$ 978,750.00</b>	<b>\$ 960,863.00</b>



<b>CRAFTSBURY TOWN EXPENSES (Continued)</b>		
<b>Expenses Paid — Not in Budget</b>		<b>Actual 2023</b>
Fire Department Expenses (see breakdown)		\$ 55,090.77
Credit Card/Bank Fees		\$ 21.65
Appropriations (Articles 8 FD Stipend & Article 9 Town Comm./Events)		\$ 29,634.44
Appropriations (Article 10 Agencies)		\$ 49,803.00
Appropriations (Articles 11 Care Center & 12 Public Library)		\$ 58,000.00
Appropriations (Articles 13 Cemeteries & Article 14 NorthWoods Stewardship)		\$ 10,500.00
July Flood Expenses		\$ 214,462.85
Delinquent Tax Collector Fees		\$ 10,448.75
Interest Bank Loans		\$ 4,550.26
Planning Grant		\$ 6,623.00
Dog Expenses		\$ 1,424.86
Energy Committee		\$ 7,172.44
Line of Credit Loan Payment		\$ 150,000.00
Marriage Licenses		\$ 605.00
Painting (\$26250) & Radar Sign Repair (\$926.71) reimbursed by GNF		\$ 27,176.71
Broadband/Fiber		\$ 2,531.37
N2N		\$ 9,066.82
VOREC Grant		\$ 9,680.52
Tree Repair (reimbursed by the Logging Acct)		\$ 75.85
Grader (Article 6)		\$ 267,300.00
Reappraisal – Transferred to Reappraisal Acct.		\$ 6,749.00
Loan Repayment (additional \$25,000.00 paid from infrastructure acct)		\$ 106,331.80
Craftsbury Community Care Center Grant		\$ 689,296.00
<b>SUBTOTAL</b>		<b>\$1,716,545.09</b>
<b>TOTAL EXPENDITURES</b>		<b>\$2,665,065.67</b>
<b>Income</b>	<b>Budget 2023</b>	<b>Proposed 2024</b>
<b>Balance Carried Forward</b>	\$ 144,920.00	\$ 118,070.83
<b>State Aid (Highway)</b>	\$ 150,000.00	\$ 83,500.00
<b>Miscellaneous (copy/recording)</b>	\$ 15,000.00	\$ 15,000.00
<b>Current Use</b>	\$ 96,000.00	\$ 96,000.00
<b>Town Tax</b>	\$ 572,830.00	\$ 648,292.17
<b>Income Totals</b>	\$ 978,750.00	\$ 960,863.00

<b>STATEMENT OF RECEIPTS &amp; DISBURSEMENTS</b>	
<b>Beginning Cash Balance January 1, 2023</b>	<b>\$ 144,919.64</b>
Fire Department Carry Over (from 2022)	\$ 42,468.97
N2N Young Leader & Grow Grants Carry Over (from 2022)	\$ 4,727.50
N2N Everybody Eats Grant Carry Over (from 2022)	\$ 1,412.50
Planning Commission Grant Carry Over (from 2022)	\$ 1,330.00
<b>Total Cash Balance with Carry Over</b>	<b>\$ 194,858.61</b>
Bank Interest, Credit Card Processing & Overdraft	\$ 776.65
General Taxes	\$ 787,174.27
Current Use	\$ 105,179.00
Fire Department	\$ 65,000.00
Bulky Day	\$ 205.00
ARPA Funds, earmarked for Paving	\$ 115,325.62
Delinquent Taxes (see page 21)	\$ 118,365.22
Interest on Delinquent Taxes	\$ 17,691.64
Delinquent Tax Collector's Fee	\$ 10,448.75
Vermont – Highway State Aid	\$ 228,148.63
Reappraisal – Transferred to Reappraisal Account	\$ 6,749.00
Dog Fees (\$2,580 plus \$40.50 pending) page 32	\$ 2,620.50
Line of Credit Loan	\$ 150,000.00
Licenses, Permits, Green Mtn Passports	\$ 1,818.00
Copy/Vault Fees	\$ 2,551.85
Recording Fees	\$ 11,520.23
N2N Everybody Eats Grant	\$ 6,840.00
Planning Grant	\$ 6,139.00
School Reimbursements - Town Report	\$ 831.95
Energy Committee Donations & Grants	\$ 23,088.50
VOREC Grant	\$ 9,680.53
Broadband/Fiber Reimbursement	\$ 2,531.37
Logging Account – Reimburse General Fund	\$ 75.85
Cemetery Fund-Transfer to Line Item in General Fund	\$ 105.00
Craftsbury Community Care Center Grant Funds	\$ 689,296.00
Good Neighbor Reimbursement to General Fund	\$ 27,176.71
Grader Loan	\$ 267,300.00
<b>TOTAL RECEIPTS</b>	<b>\$ 2,656,639.27</b>
<b>TOTAL FUNDS AVAILABLE</b>	<b>\$ 2,851,497.88</b>
Less All Expenses (page 17)	- \$ 2,665,065.67
Less Dental Payroll Liabilities	- \$ 15.08
<b>= Checkbook balance 12/31/23</b>	<b>\$ 186,417.13</b>
Less Fire Department Carryover (2023)	- \$ 52,378.20
Less Energy Committee Carryover (2023)	- \$ 12,054.92
Less N2N Grant Carryover (YL \$3,798.18 & Grow \$115) 2023	- \$ 3,913.18
<b>Cash Balance as of Dec 31, 2023</b>	<b>\$ 118,070.83</b>

<b>TOWN SALARIES, ASSESSMENTS</b>	
Michelle Warren, Town Clerk & Treasurer	\$ 41,600.00
Alison Blaney, Delinquent Tax Collector	\$ 7,088.72
Yvette Brown, Delinquent Tax Collector	\$ 3,360.03
Elizabeth Urie, Assistant Clerk	\$ 9,893.02
Jeremiah McCann, Lister	\$ 4,050.00
Harry Miller, Lister	\$ 400.00
Allison Van Akkeren, Lister	\$ 105.00
Tom Boyle, Auditor	\$ 153.75
Cheryl Bailey, Auditor	\$ 2,416.00
Amanda Cookson, Auditor	\$ 172.50
Michael Waterhouse, Auditor	\$ 672.00
Steven Marckres, Road Department	\$ 60,277.15
Kent Young, Road Department	\$ 53,157.05
Steven Perkins, Road Department	\$ 48,967.55
Victoria Hudson, Select Board Clerk	\$ 1,200.00
Susan Houston, Select Board	\$ 1,000.00
Bruce Urie, Select Board	\$ 1,000.00
James Jones, Select Board	\$ 1,000.00
<b>Total Salaries</b>	<b>\$236,512.77</b>
<b>ASSESSMENTS:</b>	
County Clerk, County Tax	\$22,380.25
VT League of Cities & Towns	\$ 2,868.00
VLCT Insurance	\$ 407.00
<b>Total Assessments:</b>	<b>\$25,655.25</b>

<b>TOWN OF CRAFTSBURY</b> <i>Balance Sheet as of December 31, 2023</i>	
<b>ASSETS</b>	
Checking Account (Town & Fire Department)	\$ 186,417.13
Conservation Commission Savings Account	\$ 30,210.79
Appraisal Account CD	\$ 17,464.52
Appraisal Account	\$ 57,241.08
Curtain Account	\$ 8,353.77
Hatch-Webster-Logging Account	\$ 2,073.71
Logging CD	\$ 17,207.03
Solid Waste Management Account	\$ 3,042.32
Trustee of Public Funds Account	\$ 4,652.19
Good Neighbor Fund Checking Account	\$ 39,900.71
Antiques & Uniques Checking Account	\$ 4,515.54
Mental Health Checking Account	\$ 14,385.44
ARPA Checking Account	\$ 105,394.49
Infrastructure & Equipment Checking Account	\$ 33,389.96
Craftsbury Recreation Checking Account	\$ 7,757.32
Craftsbury Recreation CD	\$ 1,454.69
Craftsbury Booster Club Checking Account	\$ 3,323.84
Craftsbury Baseball Checking Account	\$ 3,771.37
Craftsbury N2N Checking Account	\$ 11,355.27
Craftsbury Parent Teacher Organization Checking Account	\$ 7,576.76
Craftsbury Delinquent Taxes Checking Account	\$ 9.44
Stephanie Dunbar Scholarship Fund Checking Account	\$ 7,311.80
Craftsbury Chess Club Checking Account	\$ 2,442.41
<b>Subtotal of Bank Accounts</b>	<b>\$ 569,251.58</b>
Community Bond	\$ 50.00
Dustan-Preservation Account (Value as of Dec 31, 2023)	\$ 341,104.99
Fiber Broadband	\$ 324,091.60
<b>Accounts Receivable</b>	
Delinquent Taxes Receivable	\$ 72,086.09
<b>TOTAL ASSETS</b>	<b>\$1,306,584.26</b>
<b>LIABILITIES</b>	
<b>Long Term Liabilities</b>	
2023 Grader	\$ 202,300.00
2022 Fire Truck	\$ 92,789.30
2021 Town Truck	\$ 32,218.30
<b>TOTAL LIABILITIES</b>	<b>\$ 327,307.60</b>
<b>Equity</b>	<b>\$ 979,276.66</b>
<b>TOTAL LIABILITIES &amp; NET ASSETS</b>	<b>\$1,306,584.26</b>



STATEMENT OF TOWN INDEBTEDNESS							
Notes Payable	Maturity Date	Balance Jan 1, 2023	Borrowed	Interest Rate	Interest Paid 2023	Principal Paid 2023	Balance Dec 31, 2023
2009 Fire Truck	2026	\$ 127,378.94		2.5%	\$3,590.85	\$ 34,589.64	\$ 92,789.30
2021 Truck	2024	\$ 63,960.46		1.5%	\$ 959.41	\$ 31,742.16	\$ 32,218.30
2023 Grader	2027		\$267,300.00	4.5%		\$ 65,000.00	\$202,300.00
LOC	2023		\$150,000.00	2.0%	\$3,000.00	\$ 150,000.00	\$ 0.00
<b>Totals</b>		<b>\$191,339.40</b>	<b>\$ 417,300.00</b>		<b>\$7,550.26</b>	<b>\$ 281,331.80</b>	<b>\$327,307.60</b>

Breakdown of D-Taxes as of 12/31/2023								
	1/1/2023	ADJ Auditor Corrections	Jan-May 5 Y Brown D-Taxes Received	ADJ Balance	New D-Taxes for 2023 as of 12/1/2023	May 6-Dec A Blaney D-Taxes Received	Total ADJ & D Tax Principal Rec 2023	Net Owed 12/31/2023
2019	\$ 29,713.91	\$ 19,330.78	\$ 5,875.92	\$ 4,507.21		\$ 4,321.98	\$ 29,528.68	\$ 185.23
2020	\$ 51,068.05	\$ 27,594.14	\$ 5,522.32	\$ 17,951.59		\$ 15,896.58	\$ 49,013.04	\$ 2,055.01
2021	\$ 34,302.49	\$ 15,664.04	\$ 1,362.05	\$ 17,276.40		\$ 9,179.16	\$ 26,205.25	\$ 8,097.24
2022	\$ 79,034.39	\$ 503.80	\$ 40,583.75	\$ 37,946.84		\$ 21,905.83	\$ 62,993.38	\$ 16,041.01
2023				\$ -	\$ 57,500.00	\$ 13,717.63	\$ 13,717.63	\$ 43,782.37
Total	\$ 194,118.84	\$ 63,092.76	\$ 53,344.04	\$ 77,682.04	\$ 57,500.00	\$ 65,021.18	\$ 181,457.98	\$ 70,160.86
						Add Late Tax Bill Changes		\$ 1,925.23
						Total Taxes Due as of 12/31/23		\$ 72,086.09
	<b>Delinquent Tax Payable Account 12/31/2023</b>							
	Less Taxes Jan-May 5 (Y Brown)			\$ (53,344.04)				
	Less Taxes May 5-Dec (A Blaney)			\$ (65,021.18)				
	<b>Sub Total D-Tax Payable Rec</b>			<b>\$ (118,365.22)</b>				
	Less Auditor Corrections			\$ (63,092.76)				
	Add New Delinquent Taxes			\$ 57,500.00				
	Add Late Tax Bill Changes			\$ 1,925.23				
	<b>Net Changes 2022 to 2023</b>			<b>\$ (122,032.75)</b>				

CRAFTSBURY TOWN ASSETS			
	Acquired	Replacement Date	Original Cost
Heavy Trailer	2007	-	\$ 4,000.00
Culvert Thawer	2013	-	\$ 7,300.00
Solar Tracker	2014	-	\$ 30,000.00
2006 Chevy Silverado 2500	2016	2024	\$ 12,043.00
2017 International 7600 Dump Truck	2016	2026	\$ 142,335.79
Fiber Broadband	2018		\$ 324,092.00
2019 International 7600 w/body & plow	2018	2028	\$ 178,371.00
2021 International Dump Truck	2020	2030	\$ 156,400.00
2022 Volvo Loader	2022	2032	\$ 186,650.00
2023 John Deere Grader	2023	2033	\$ 267,300.00

<b>ADDITIONAL TOWN ACCOUNTS</b>	
<b>REAPPRAISAL INVESTMENT</b>	
Balance 1/1/2023	\$ 49,882.22
Plus: Interest	\$ 609.86
Transfer from General Account	\$ 6,749.00
<b>Balance 12/31/2023</b>	<b>\$ 57,241.08</b>
<b>REAPPRAISAL CD ACCOUNT</b>	
Balance 1/1/2023	\$ 17,348.99
Plus: Interest	\$ 115.53
<b>Balance 12/31/2023</b>	<b>\$ 17,464.52</b>
<b>SOLID WASTE MANAGEMENT</b>	
Balance 1/1/2023	\$ 3,039.28
Plus: Interest	\$ 3.04
<b>Balance 12/31/2023</b>	<b>\$ 3,042.32</b>
<b>TOWN LOGGING ACCOUNT</b>	
Balance 1/1/2023	\$ 2,125.24
Less Transfer to General Fund for tree repair reimbursement	- \$ 75.85
Plus: Interest	\$ 24.32
<b>Balance 12/31/2023</b>	<b>\$ 2,073.71</b>
<b>TOWN LOGGING CD ACCOUNT</b>	
Balance 1/1/2023	\$ 17,114.77
Plus: Interest	\$ 92.26
<b>Balance 12/31/2023</b>	<b>\$ 17,207.03</b>
<b>CONSERVATION COMMISSION</b>	
Balance 1/1/23	\$ 23,205.63
Plus: Interest	\$ 5.16
Plus: Income from Appropriations (Article 9)	\$ 7,000.00
<b>Balance 12/31/2023</b>	<b>\$ 30,210.79</b>
<b>AUGUSTA DUSTAN PRESERVATION FUND</b>	
Money Market Balance 1/1/2023	\$ 236,982.97
Loans Borrowed /Withdrawn	- \$ 425,270.14
Payments on Loans	\$ 281,331.80
Interest paid on loans / Interest & dividends	\$ 29,350.91
CD Matured	\$ 527,349.57
Reinvested/Fees	- \$ 551,267.85
<b>Money Market Balance 12/31/2023</b>	<b>\$ 98,477.26</b>
Bonds	\$ 5,177.10
Mutual Funds	\$ 37,400.63
CD	\$ 200,050.00
<b>Total Portfolio 12/31/2023</b>	<b>\$ 341,104.99</b>

<b>TOWN ACCOUNTS (Continued)</b>	
<b>STAGE CURTAIN ACCOUNT</b>	
Balance 1/1/2023	\$ 8,280.85
Plus: Interest	\$ 72.92
<b>Balance 12/31/2023</b>	<b>\$ 8,353.77</b>
<b>CRAFTSBURY WORLD WAR II MEMORIAL FUND</b>	
Balance 01/01/2023	\$ 22,130.81
Plus: Dividends/Gains/(Losses)	\$ 1,921.74
Less: Withdrawals	- \$ 175.00
<b>Balance 12/31/2023</b>	<b>\$ 23,877.55</b>
<b>CRAFTSBURY ANTIQUES AND UNIQUES</b>	
Balance 1/1/2023	\$ 5,129.21
Plus: Income	\$ 15,924.26
Plus: Interest	\$ 9.46
Less: Expenses	- \$ 14,131.35
Total given to local organizations	\$ 2,416.04
<b>Balance 12/31/2023</b>	<b>\$ 4,515.54</b>
<b>REPORT OF TRUSTEES OF PUBLIC FUNDS</b>	
Cemetery Trust Funds (Principal as of 1/1/2023)	\$ 840.00
Plus: Interest earned prior to 2023	\$ 3,793.78
Plus: Interest Earned in 2023	\$ 18.41
<b>Balance 12/31/2023</b>	<b>\$ 4,652.19</b>
<b>GOOD NEIGHBOR FUND Balance 1/1/2023</b>	
	\$ 40,611.56
Deposit	\$ 26,447.99
Plus: Interest	\$ 17.87
Less: Withdrawals	- \$ 27,176.71
<b>Balance 12/31/2023</b>	<b>\$ 39,900.71</b>
<b>EVERYBODY EATS BALANCE 1/1/2023</b>	
	\$ 1,412.50
Plus: Income	\$ 6,840.00
Less: Expenses	- \$ 8,252.50
<b>Balance 12/31/2023</b>	<b>\$ 0.00</b>
<b>NEIGHBOR TO NEIGHBOR Balance 1/1/2023</b>	
	\$ 6,687.35
Plus: Income	\$ 4,848.72
Plus: Interest	\$ 12.96
Less: Expenses	- \$ 193.76
<b>Balance 12/31/2023</b>	<b>\$ 11,355.27</b>
<b>CRAFTSBURY DELINQUENT TAXES</b>	
Plus: Deposits	\$ 93,485.17
Transfers to the General Fund	- \$ 93,485.17
Plus: Interest	\$ 9.44
<b>Balance 12/31/2023</b>	<b>\$ 9.44</b>

<b>ADDITIONAL ACCOUNTS (continued)</b>	
<b>Craftsbury Recreation Committee—Time Link CD</b>	
Balance 1/1/2023	\$ 1,451.06
Plus: Interest Earned	\$ 3.63
<b>Balance 12/31/2023</b>	<b>\$ 1,454.69</b>
<b>Craftsbury Recreation Committee—MMA</b>	
Balance 1/1/2023	\$ 5,211.14
Plus: Interest Earned	\$ 78.81
Plus: Bike Brigade Donations	\$ 1,124.09
Plus: Cash Box Funds Deposited	\$ 549.44
Plus: Town Appropriations	\$ 2,000.00
Less: Expenses	- \$ 1,206.16
<b>Balance 12/31/2023</b>	<b>\$ 7,757.32</b>
<b>INFRASTRUCTURE/EQUIPMENT Balance 1/1/2023</b>	
Plus: Interest	\$ 68.79
Less: Payment Toward New Grader	- \$ 25,000.000
<b>Balance 12/31/2023</b>	<b>\$ 33,389.96</b>
<b>ARPA FUNDS Balance 1/1/2023</b>	
Plus: Interest	\$ 175.62
Less Fire Department Disbursement (BCS Pager Equipment)	- \$ 14,175.00
Less Booster Club Disbursement (equipment)	- \$ 13,176.00
Less Town Disbursement (paving reimbursement)	- \$ 115,325.62
Less Disbursement to OSSU (toward generator)	- \$ 15,000.00
<b>Balance 12/31/2023</b>	<b>\$ 105,394.49</b>

<b>MENTAL HEALTH ACCOUNT</b>	
Balance 1/1/20223	\$ 14,251.44
Plus: Donation Income	\$ 580.00
Plus: Interest Income	\$ 17.51
Less: Expenses	- \$ 463.51
<b>Balance 12/31/2023</b>	<b>\$ 14,385.44</b>

<b>ADDITIONAL ACCOUNTS (continued)</b>	
<b>CRAFTSBURY PARENT TEACHER ORGANIZATION /STUDENT LIFE ASSOCIATION/CRAFTSBURY</b>	
Plus: Deposits	\$ 10,460.61
Less: Expenses	- \$ 2,893.17
Plus: Interest Earned	\$ 9.32
<b>Balance 12/31/2023</b>	<b>\$ 7,576.76</b>
<b>STEPHANIE DUNBAR MEMORIAL SCHOLARSHIP FUND</b>	
Balance 1/1/23	\$ 0.00
Plus: Deposits	\$ 7,311.80
<b>Balance 12/31/2023</b>	<b>\$ 7,311.80</b>
<b>CRAFTSBURY CHESS CLUB Balance 1/1/2023</b>	
	\$ 0.00
Plus: Deposits	\$ 2,532.41
Less: Expenses	- \$ 90.00
<b>Balance 12/31/2023</b>	<b>\$ 2,442.41</b>
<b>BOOSTER CLUB Balance 1/1/2023</b>	
	\$ 4,014.56
Plus: Deposit	\$ 21,938.24
Plus: Interest	\$ 5.14
Less: Expenses	- \$ 22,634.10
<b>Balance 12/31/2023</b>	<b>\$ 3,323.84</b>
<b>CRAFTSBURY BASEBALL Balance 1/1/2023</b>	
	\$ 4,517.58
Plus: Deposit	\$ 7,174.80
Plus: Interest	\$ 4.90
Less: Expenses	- \$ 7,925.91
<b>Balance 12/31/2023</b>	<b>\$ 3,771.37</b>
<b>Energy Committee -Beginning Balance in General Account 1/1/2023</b>	
	\$ 150.00
Grant Income	\$ 18,991.00
Selectboard Approved \$500 from Committee Expenses to Energy	\$ 500.00
Donations	\$ 97.50
Grant Expenditures	-\$ 7,000.00
Other Expenditures	-\$ 683.58
<b>Carryover for 2023 in the General Account</b>	<b>\$ 12,054.92</b>

12/29/2023  
12:36 pm

Craftsbury 2023 Billed Grand List  
Tax Book Report  
\*\*\* GRAND TOTALS \*\*\*

Page 1 of 1  
TC

	MUNICIPAL	HOMESTEAD	NONHOMESTEAD
-----			
TAXABLE PARCELS	768		
ACRES	23,549.21		
LAND	58,148,700		
BUILDING	103,274,700		
REAL	161,423,400	79,335,200	82,088,200
Add			
(+) NON-APPROVED CONTRACTS		0	39,200
(+) NON-APPROVED FARM CONTRACTS		0	0
(+) INVENTORY	0		
(+) EQUIPMENT	0		0
Subtract			
(-) VETERAN	240,000	160,000	80,000
(-) FARM STAB	0	0	0
(-) CURRENT USE	16,843,900	4,580,500	12,263,400
(-) CONTRACTS	39,200	0	39,200
(-) SPECIAL EXEMP.		0	269,300
-----			
GRAND LIST	1,443,003.00	745,947.00	694,755.00
HOMESTEAD	109,123,600		
HOUSESITE	92,697,100		
LEASE	0.00		
NON-TAX COUNT	28		
NON-TAX VAL.	2,195,200		

LATE HOMESTEAD PENALTY: 3,071.96

RATE NAME	TAX RATE	X GRAND LIST	= TOTAL RAISED
-----			
NONHOMESTEAD ED.	1.5894	694,363.00	1,103,620.54
HOMESTEAD ED.	1.6934	745,947.00	1,263,186.63
LOCAL	0.0026	1,443,003.00	3,751.88
APPROPS \$91,953	0.0641	1,443,003.00	92,496.59
LIBRARY \$46,000	0.0322	1,443,003.00	46,464.79
FIRE DEPT \$75,000	0.0524	1,443,003.00	75,613.30
LOANS \$110,882	0.0775	1,443,003.00	111,833.85
MUNICIPAL \$572,830	0.3992	1,443,003.00	576,045.48
TOTAL TAX			3,276,085.02
TOTAL STATE PAYMENTS			393,603.85
MUNICIPAL PAYMENTS			18,696.00
EDUCATION PAYMENTS			374,907.85

(Taxable properties only - State and Non-tax status properties are not listed below)

REAL ESTATE Category/Code	Parcel Count	Municipal Listed Value	Homestead Ed Listed Value	Nonhmstd Ed. Listed Value	Total Education Listed Value
Residential I R1	201	35,863,600	23,284,500	12,579,100	35,863,600
Residential II R2	241	61,428,000	42,573,700	18,854,300	61,428,000
Mobile Homes-U MHU	12	427,900	211,500	216,400	427,900
Mobile Homes-L MHL	32	2,958,000	2,250,800	707,200	2,958,000
Seasonal I S1	54	9,117,600	1,303,800	7,813,800	9,117,600
Seasonal II S2	53	11,783,400	1,461,500	10,321,900	11,783,400
Commercial C	14	9,047,100	0	9,047,100	9,047,100
Commercial Apts CA	0	0	0	0	0
Industrial I	1	272,300	272,300	0	272,300
Utilities-E UE	6	3,478,200	0	3,478,200	3,478,200
Utilities-O UO	0	0	0	0	0
Farm F	24	11,053,200	4,722,400	6,330,800	11,053,200
Other O	0	0	0	0	0
Woodland W	26	3,153,800	202,600	2,951,200	3,153,800
Miscellaneous M	101	12,840,300	2,974,100	9,866,200	12,840,300
<b>TOTAL LISTED REAL</b>	<b>765</b>	<b>161,423,400</b>	<b>79,257,200</b>	<b>82,166,200</b>	<b>161,423,400</b>
P.P. Cable	0	0		0	0
P.P. Equipment	0	0			
P.P. Inventory	0	0			
<b>TOTAL LISTED P.P.</b>	<b>0</b>	<b>0</b>		<b>0</b>	<b>0</b>
<b>TOTAL LISTED VALUE</b>		<b>161,423,400</b>	<b>79,257,200</b>	<b>82,166,200</b>	<b>161,423,400</b>
<b>EXEMPTIONS</b>					
Veterans 10K	6/6	60,000	40,000	20,000	60,000
Veterans >10K		180,000			
<b>Total Veterans</b>		<b>240,000</b>	<b>40,000</b>	<b>20,000</b>	<b>60,000</b>
P.P. Contracts	0	0			
Contract Apprv VEPC	0/0	0	0	0	0
Grandfathered	0/0	0	0	0	0
Non-Apprv(voted)	1/1	39,200			
Owner Pays Ed Tax	0/0	0			
<b>Total Contracts</b>	<b>1/1</b>	<b>39,200</b>	<b>0</b>	<b>0</b>	<b>0</b>
FarmStab Apprv VEPC	0/0	0	0	0	0
Farm Grandfathered	0/0	0	0	0	0
Non-Apprv(voted)	0/0	0			
Owner Pays Ed Tax	0/0	0			
<b>Total FarmStabContr</b>	<b>0/0</b>	<b>0</b>	<b>0</b>	<b>0</b>	<b>0</b>
<b>Current Use</b>	<b>145/145</b>	<b>16,843,900</b>	<b>4,580,500</b>	<b>12,263,400</b>	<b>16,843,900</b>
<b>Special Exemptions</b>	<b>4</b>		<b>0</b>	<b>269,300</b>	<b>269,300</b>
<b>Partial Statutory</b>	<b>0/0</b>	<b>0</b>	<b>0</b>	<b>0</b>	<b>0</b>
<b>Sub-total Exemptions</b>		<b>17,123,100</b>	<b>4,620,500</b>	<b>12,552,700</b>	<b>17,173,200</b>
<b>Total Exemptions</b>		<b>17,123,100</b>	<b>4,620,500</b>	<b>12,552,700</b>	<b>17,173,200</b>
<b>TOTAL MUNICIPAL GRAND LIST</b>		<b>1,443,003.00</b>			
<b>TOTAL EDUCATION GRAND LIST</b>			<b>746,367.00</b>	<b>696,135.00</b>	<b>1,442,502.00</b>
<b>NON-TAX</b>	<b>28 NON-TAX PARCELS ARE NOT INCLUDED ON THE 411</b>				



**State of Vermont**  
**Department of Taxes**  
133 State Street  
Montpelier, VT 05633-1401

*Agency of Administration*

## **Notice of Education Tax Rates for FY24**

As per 32 V.S.A § 5402(b)(1) the Education Property Tax Rates for your municipality have been calculated and set for FY24.

**Town/City:** Craftsbury  
**2023 Reappraisal** (blank unless reappraising):  
**Common Level of Appraisal (CLA):** 87.52%  
**Calculation Date:** 06/27/2023

### **Homestead Education Tax Rate to be Assessed: \$1.6934**

*Your Homestead Education Tax Rate is calculated from your city/town voter-approved per pupil education spending adjusted by the common level of appraisal (CLA).*

### **Nonhomestead Education Tax Rate to be Assessed: \$1.5894**

*Nonhomestead property, previously called “non-residential,” is any property which is not homestead property. Your city/town Nonhomestead Education Tax Rate is the statewide rate adjusted by the CLA.*

Please refer to [Education Property Tax Rates | Department of Taxes \(vermont.gov\)](https://tax.vermont.gov/education-property-tax-rates) for a summary table of Education Property Tax Rates for all municipalities and/or to review frequently asked questions about Education Property Taxes.

If you have questions about your Education Tax Rates, please call Property Valuation and Review (PVR) at the Vermont Department of Taxes at (802) 828-5860 or email [tax.pvr@vermont.gov](mailto:tax.pvr@vermont.gov).





**FY2024 Education Funding Cash Flow for Municipality, Phase I**  
**Based on PRELIMINARY Education Grand Lists sent to PV&R as of 06-Sep-23**District: **Craftsbury**  
S.U.: **Orleans Southwest SU**LEA ID: **T055**  
County: **Orleans****FY2024 Education Spending Summary**

Local

1. Total Education Grant Owed to the School Districts	line 19, Page 2	3,737,149	-	-	1.
4. Percent of equalized pupils at school district(s) from Craftsbury		100%	0.00%	0.00%	4.
5. Education spending Craftsbury is responsible for	line 1 x line 2	-	-	-	5.

	Reference	Municipal Treasury	School District Treasury	State Treasury	
<b>Homestead Education Tax</b>					
6. Homestead Education Grand List	731,715.00				6.
7. Homestead tax rate (base rate is \$1.00, adjusted by district spending per pupil and CLA)	1.6934				7.
8. Homestead education property tax liability	Homestead EGL x Homestead tax rate 1,239,086.00				8.
9. Total tax credit for tax bills	32 V.S.A. § 6066a(a) 354,987.85				9.
10. Municipal portion of tax credit	15,741.00				10.
11. Education portion of homestead tax credit	339,246.85				11.
12. Subtotal	line 8 - line 11 899,839.15				12.
13.					
14. Late Fee Retained		15.00			
15. Amount raised on homestead properties	line 12 - line 14 899,824.15				15.
16. 0.225 of 1.0% of homestead liability retained by municipality	32 V.S.A. § 5402(c) 2,024.64				16.
17. Net homestead education taxes available for school districts & Education Fund	897,799.51				17.
18. Local amount of homestead tax liability for education spending plus categorical grants	100.00%		897,799.51		18.
19.			-		19.
20.			-		20.
21. Homestead education tax liability to the State Treasury				-	21.
22. Subtotals	899,824.15	2,024.64	897,799.51	-	22.
<b>Non-homestead Education Tax</b>					
23. Non-homestead education grand list	703,045.00				23.
24. Non-homestead tax rate (base rate is \$1.391, adjusted by the CLA)	1.5894				24.
25. Non-homestead education liability	Non-homestead EGL x Non-homestead tax rate 1,117,420.00				25.
26.	-				26.
27. Amount Raised on Non-homestead properties	1,117,420.00				27.
28. 0.225 of 1.0% of Non-homestead liability retained by municipality	32 V.S.A. § 5402(c) 2,514.00				28.
29. Net Non-homestead education taxes available for school districts & Education Fund	line 27 - line 28 1,114,906.00				29.
30. Local amount of Non-homestead tax liability for education spending plus categorical grants	100.00%		1,114,906.00		30.
31.			-		31.
32.			-		32.
33. Non-homestead education liability to the State Treasury				-	33.
34. Subtotals	1,117,420.00	2,514.00	1,114,906.00	-	34.
35. Totals	line 22 + line 34 2,017,244.15	4,538.64	2,012,705.51	-	35.

**FY2024 Municipality Payment Schedule TO the State Treasury**  
(Homestead payments are based on line 22, Non-homestead payments on line 34)

	September 10, 2023	December 1, 2023	December 10, 2023	April 30, 2024	June 1, 2024
Homestead taxes		0.00			0.00
Non-homestead taxes		0.00			0.00

**A. Payments to the School District by the Town Treasurer**  
**16 V.S.A. §§ 426(a)(b); 32 V.S.A. § 6066a(a)**School District  
Subtotals

36. Homestead taxes to the local school district	line 14	897,799.51		36.
37. Non-homestead taxes to the local school district	line 26	1,114,906.00		37.
			2,012,705.51	
38.	line 15	-		38.
39.	line 27	-		39.
40.	line 16	-		40.
41.	line 28	-		41.
			-	
42. Act 144 local construction property tax sent to the school district by Craftsbury		-		42.
43. Total education tax dollars sent to the school district by Craftsbury	Total	2,012,705.51		43.

If you have any questions about these data, please contact Julie Robinson at Julie.Robinson@vermont.gov  
If she cannot be reached, contact Brad James at Brad.James@vermont.gov

## FY2024 Education Funding Cash Flow for School District, Phase I

### Based on PRELIMINARY Education Grand Lists sent to PV&R as of 06-Sep-23

District: **Craftsbury**  
S.U.: **Orleans Southwest SU**

LEA ID: **T055**  
County: **Orleans**

**Summary Data**

			Rev Codes	
1. Budgeted <b>expenditures</b> as reported by School District		4,403,546		1.
2. Capital costs excluded from local education spending	Act 144, amended by Act 150 of the 2002 Legislative session	-		2.
3. Revenues dedicated to excluded capital costs		-		3.
4. Netted capital costs to be raised by local construction tax	line 2 - line 3	-		4.
5. <b>Net budgeted expenditures, less eligible Act 144 costs</b>	line 1 - line 2	4,403,546		5.
6. Net Budgeted local <b>revenues</b> as reported by School District (less Act 144 revenues)		767,641		6.
7. Preliminary education spending	line 5 - line 6	3,635,905		7.
8. Hold-harmless aid for pre-existing eligible capital debt	Sec. 23(a), Act 60, 1997 amended by Sec. 99(a), Act 71, 1998	-		8.
9. <b>Education Spending</b>	line 7 - line 8, 16 V.S.A. § 4001(b)	3,635,905		9.
10. 87% of base education payment to tech center paid by the State for the district	16 V.S.A. § 1561(b)	36,217	3114	10.
11. <b>Adjusted Education Spending</b>	line 9 - line 10	3,599,688		11.

**School District Cash Flow****Categorical Grants**

		Required Funding		
12. Hold-harmless aid for pre-existing eligible capital debt	Sec. 23(a), Act 60, 1997 amended by Sec. 99(a), Act 71, 1998	-		12.
13. Small schools support grant	16 V.S.A. § 4015(b)	137,461		13.
14. Small schools financial stability grant	16 V.S.A. § 4015(c)	repealed		14.
15. Transportation aid	16 V.S.A. § 4016(a)	na		15.
16. Extraordinary transportation aid	16 V.S.A. § 4016(b)	na		16.
17. <b>Subtotal of categorical grants</b>		137,461		17.
18. <b>Adjusted Education Spending plus categorical grants</b>	line 11 + line 17	3,737,149		18.
19.		-		19.
20. <b>Total education grant from the Ed Fund owed to the School District</b>	Line 18 - Line 19	3,737,149		20.

**Education Fund sources**

		Reference	Sources	
21. Payment to school district by town on behalf of State from homestead education taxes	Page 1, line 18		897,799.51	21.
22. Balance of education spending after homestead taxes	line 20 - line 21	2,839,349.49		22.
23. Payment to school district by town on behalf of State from Non-homestead education taxes	Page 1, line 30		1,114,906.00	23.
24. Balance of education spending after Non-homestead taxes	line 22 - line 23	1,724,443.49		24.
25. <b>Subtotal of education property taxes</b>	line 21 + line 23		2,012,705.51	25.
26. <b>Additional funding required from the Education Fund, including categorical grants</b>	16 V.S.A. § 4028(a)		1,724,443.49	26.
27. <b>Total of funding sources</b>	lines 25 + 26		3,737,149	27.

**Revenue Codes**

			Coding	
28. Adjusted education grant owed the school district by the Ed Fund	line 11		3,599,688 3110	28.
29. Hold-harmless aid for pre-existing eligible capital debt	line 12		- 3160	29.
30. Small schools support grant	line 13		137,461 3145	30.
31. Small schools financial stability grant	line 14		repealed 3146	31.
32. Transportation aid	line 15		na 3150	32.
33. Extraordinary transportation aid	line 16		na 3152	33.
35. <b>Subtotal of funding sources</b>			3,737,149	35.

**Summary of School District Cash Flow**

36. Total funds required by school district	line 20	3,737,149		36.
37. Total funding from the Education Fund	line 35		3,737,149	37.
38. net Act 144 funds required by school district		-		38.
39. net Act 144 tax dollars from municipality			-	39.
40. <b>Total of funding sources</b>		3,737,149	3,737,149	40.

### FY2024 School District Net Payment Schedule FROM the State Treasury

(based on line 26)

	September 10, 2023	December 1, 2023	December 10, 2023	April 30, 2024	June 1, 2024
Receipts from the Ed Fund	574,815.00		574,815.00	574,813.49	

If you have any questions about these data, please contact Julie Robinson at Julie.Robinson@vermont.gov

If she cannot be reached, contact Brad James at Brad.James@vermont.gov

## FY2024 Education Funding Summary, Phase I

### Based on Budget Submitted by School Districts as of 06-Sep-23

**District: Craftsbury**  
**S.U.: Orleans Southwest SU**

**LEA ID: T055**  
**County: Orleans**

#### Calculation of Homestead Tax Rate

The FY2024 Homestead tax rate is based on the local school district budget and each union district budget of which it may be a member. A rate is calculated for each budget and pro-rated, based on the number of equalized pupils that belong to each district (Local & Union) from the municipality. The pro-rated tax rates are divided by the CLA and summed to determine the municipality's homestead education tax rate. (Line 10)

		Local School District
1	Education spending per equalized pupil	22,887.48
2	Net offsets per equalized pupil for excess spending calculation	2,131.60
3	Amount per equalized pupil over excess spending threshold, if any	778.88
4	Education spending per equalized pupil plus any excess spending for tax rate	23,666.36
5	District spending as a percent of education property yield (line 4 ÷ 15,443)	148.206%
6	District equalized tax rate (line 5 x base rate of \$1)	1.4821
7	Percent of equalized pupils from Craftsbury at school district(s)	100.00%
8	Equalized tax rate from school district (line 6 x line 7)	1.4821
9	Actual tax rate from the school district (line 8 / CLA)	1.6934
10	Actual homestead tax rate on municipal tax bills	1.6934

#### Calculation of Education Tax Dollars

	Homestead	Non-homestead
11	Education grand list	731,715.00
12	Education tax rate	1.6934
13	Education tax liability	1,239,086.00
14	Homestead education tax credit	339,246.85
15	Prior year education tax credit, if applicable	-
16	Education property taxes raised	899,824.15
17	Education property taxes retained by town (0.225 of 1.0%)	2,024.64
18	Education property taxes available for education spending & Education Fund	897,799.51

#### Calculation of the Distribution of Education Fund Taxes

This section distributes the education taxes raised by the municipality to the municipality's school district(s). The education taxes are apportioned by the equalized pupil ratios for the municipality (line 19). [The municipality's equalized pupils at a union\(s\) as a percent of the union total](#) is used for calculating the amount the municipality owes to the union school district (lines 23 & 24).

		Local School District
19	Municipal equalized pupil ratios	100.00%
20	Homestead education taxes for education spending & Education Fund	897,799.51
21	Non-homestead education taxes for education spending & Education Fund	1,114,906.00
22	Subtotal: Total education property taxes available for education spending & Education Fund	2,012,705.51
23	Craftsbury's equalized pupils at union(s) as a percent of union total	
24	Total amounts owed local and union school districts from Education Fund	3,737,149.00
25	Craftsbury's share of education spending	3,737,149.00
26	Municipal homestead tax transfers to school districts	897,799.51
27	Municipal Non-homestead tax transfers to school districts	1,114,906.00
28	Additional funds paid to the school district by the State from the Education Fund	1,724,443.49
29	Amount of homestead education taxes municipality owes Education Fund	-
30	Amount of Non-homestead education taxes municipality owes Education Fund	-
31	Net amount owed to Education Fund	-

Estimated payments to:		
Number of education property tax due dates	Education tax source	Local School District
1	Homestead	897,799.51
	Non-homestead	1,114,906.00
2	Homestead	448,899.76
	Non-homestead	557,453.00
3	Homestead	299,266.50
	Non-homestead	371,635.33
4	Homestead	224,449.88
	Non-homestead	278,726.50

## CRAFTSBURY DOG LICENSE REPORT

**Dog Warden:** Kelly Carpenter

All dogs/wolf hybrids 6 months or older shall be licensed on or before April 1st and must have a valid rabies vaccination certificate. The rabies certificate is good for three years.

For puppies under 6 months certificate is only good for 1 year.

A 50% penalty will be charged for dogs licensed after April 1st.

Females: \$13.00      Males: \$13.00  
Spayed Females: \$ 9.00      Neutered Males: \$ 9.00

\*The above figures include a \$1 fee per dog charged by the state for the purpose of a rabies control program. Also a \$4 spaying & neutering fee surcharge that goes to the state.

If your pet's rabies certificate is current, you may mail in the fee and a certificate and the tag will be returned to you.

LICENSE DESCRIPTION	# LICENSES	PRICE	TOTAL
<b>Regular Licenses:</b>			
Female Dogs (not spayed)	24	\$13.00	\$ 312.00
Female Dogs (spayed)	102	\$ 9.00	\$ 918.00
Male Dogs (not neutered)	12	\$13.00	\$ 156.00
Male Dogs (neutered)	92	\$ 9.00	\$ 828.00
<b>Kennel Licenses</b>			
Male & Female Dogs	1	\$30.00	\$ 30.00
<b>Late Fee Licenses:</b>			
Female Dogs (not spayed)	2	\$19.50	\$ 39.00
Female Dogs (spayed)	10	\$13.50	\$ 135.00
Male Dogs (not neutered)	0	\$19.50	\$ 0.00
Male Dogs (neutered)	12	\$13.50	\$ 162.00
Lost Tag Fee			
<b>Total Fees Collected:</b>			<b>\$ 2,580.00</b>
<b>Less Fees Paid to State (non-kennel)</b>	254	\$ 5.00	\$ 1,270.00
<b>Less Fees Paid to State (Kennel)</b>	1	\$1/dog	\$ 5.00
<b>Less Total Fees Paid to State</b>			<b>\$ 1,275.00</b>
<b>Total Fees to the Town</b>			<b>\$ 1,305.00</b>

Fire Department Balance Sheet	
<b>Balance 1/1/2023</b>	\$ 42,468.97
Tax Money Voted	\$ 65,000.00
<b>Total Funds Available</b>	<b>\$ 107,468.97</b>
Less Fire Department Expenses Paid	- \$ 55,090.77
<b>Balance 12/31/2023</b>	<b>\$ 52,348.20</b>

FUNDS DISBURSED	Budget 2023	Actual 2023	Budget 2024
Insurance & Dues	\$ 15,000.00	\$12,177.52	\$ 15,000.00
Communication & Dispatch	\$ 7,500.00	\$ 7,176.69	\$ 7,500.00
Equipment Maintenance	\$ 16,000.00	\$13,592.69	\$ 16,000.00
Building Maintenance	\$ 1,000.00		\$ 1,000.00
New Equipment	\$ 17,500.00	\$21,048.38	\$ 17,500.00
Fire Prevention/Training	\$ 2,500.00	\$ 949.00	\$ 2,500.00
Dry Hydrant	\$ 2,000.00		\$ 2,000.00
Hepatitis Shots/ Medical	\$ 500.00		\$ 500.00
Misc.	\$ 500.00	\$ 146.49	\$ 500.00
Emergency Medical Training/Equipment	\$ 2,500.00		\$ 2,500.00
<b>Totals</b>	<b>\$ 65,000.00</b>	<b>\$55,090.77</b>	<b>\$ 65,000.00</b>

<b>Augusta Dustan Bequest—CD Beginning Balance 1/1/23</b>	\$ 10,689.17
Interest	\$ 94.13
<b>Balance 12/31/2023</b>	<b>\$ 10,783.30</b>
<b>CD Beginning Balance 1/1/23</b>	\$ 20,600.23
Interest Earned	\$ 12.88
CD Rolled over to Another CD Account and New Acct Interest	\$ 69.98
<b>CD Balance 12/31/23</b>	<b>\$ 20,683.09</b>
<b>MMKT Beginning Balance 1/1/23</b>	\$ 70,033.42
Interest	\$ 414.70
Transferred to CD Account	-\$ 50,000.00
<b>Balance 12/31/23</b>	<b>\$ 20,448.12</b>
<b>CD Account 1/1/23</b>	\$ 0.00
New CD from MMKT Fund	\$ 50,000.00
Interest	\$ 553.71
<b>Balance 12/31/23</b>	<b>\$ 50,553.71</b>

Fire Department Assets	Acquired	Replacement Date	Original Cost
1993 Simon Duplex Pumper	2007	2025	\$115,000
1995 Freightliner Rescue Truck	2004	2024	\$100,000
2005 Sterling Tanker	2013		\$142,398
2017 Ford 550	2017	2039	\$230,000
2009 Refurbished Spartan	2022		\$177,379



## **Craftsbury Fire Department Report 2023**

The Fire Department was dispatched to 127 calls in 2023. (6) structure fires, (6) chimney fires, (4) brush fires, (12) smoke alarm calls, (9) vehicle accidents, (1) vehicle fire, (6) electrical/powerline fires, (1) carbon monoxide, (3) flooding/weather related calls, (80) first responder medical calls.

In addition to call response, our members have also contributed many hours to training. Our members have spent 456 hours training in house including business meetings and truck checks. We have also spent 96 hours at the Northeast Mutual Aid Fire school. Some members have also spent time at Hardwick Rescue trainings as well as classes and lectures by the State Fire Academy.

We are grateful for the \$10,000 stipend appropriation. This amount is distributed amongst members based on their respective call attendance. This Stipend is helpful to offset the many hours of work and sleep our members lose to emergency call response.

The amount of calls we receive and the diversity of them continues to increase. We are always hoping for some more help with our efforts. We strive to be a close knit, inclusive, supportive, and friendly group. Please reach out if you have any interest. Volunteering with the Fire department is a great way to get to know your neighbors and be actively engaged in our community.

### **2023 Officers:**

Chief: Jeremiah McCann

Captains: Andrew Marckres and Keil Britton

Forest Fire Warden: Andrew Marckres

Secretary/Treasurer: Thomasina Jacobs

Assistant Chiefs: Steve Perkins and Robert Hoyt

Lieutenant: Logan Masse

President: Bruce Urie

EMS Officer: Jason Masse

## Freedom and Unity Task Force 2023 Town Report

We all noticed the big change when Town Meeting became virtual with the pandemic, and when we mailed in our votes. Lots more people took part (which was great) but there was little room for discussing and evolving ideas (which was a loss).

So, in the fall of 2022, the Select Board signed Craftsbury up to participate in a pilot project seeking to strengthen and modernize local democracy in Vermont towns. The Select Board asked for volunteers and established the Freedom and Unity Task Force following the 2023 Town Meeting. (“Freedom and Unity” reflects Vermont’s official state motto, adopted in 1788.)



The Task Force began meeting monthly in May 2023, facilitated by Susan Clark.<sup>i</sup> We worked through several exercises together to better understand how democracy works in our town and consider ways we could improve it through broader, sustained participation by all town citizens.

We organized and widely promoted two community gatherings in October and November to discuss the health and well-being of Town Meeting, possible changes in decision making and voting procedures, and possible actions we might take—collectively—to support local democracy throughout the year. Thank you to everyone....

The Task Force held a follow-up meeting in December to report back to the public and Select Board about the key issues and priorities that emerged. Four working groups, involving yet more townspeople, have been formed:

- 1. Civics Education**

*Goal: To build knowledge and enthusiasm for civic participation in Craftsbury*

- 2. “Community Month”**

*Goal: To host activities to strengthen and celebrate community in Craftsbury*

- 3. Town “Operator’s Manual”**

*Goal: To create a “how-to” for participating in local democracy. A friendly, accessible guide to Craftsbury, including town committees and community groups*

- 4. Re-Imagining Board & Leadership Opportunities**

*Goal: To study and suggest improvements for cultivating leadership across Craftsbury’s many public boards and committees*

These four working groups got busy in January, with projects that include planning for a mock town meeting among 3<sup>rd</sup>, 4<sup>th</sup> and 5<sup>th</sup> graders in collaboration with Craftsbury Academy (with support from The Civic Standard in Hardwick and Woodbury’s town moderator), and examining how other Vermont towns communicate basic information and recruit townspeople for elected and appointed positions. We’ve also been at work coordinating logistical support for this year’s Town Meeting Day as we explore ways to deliver an improved Town Meeting that helps more people participate and be heard.

And there’s a lot more to do! We’d love to hear from anyone interested in getting involved in one or more of the above Freedom and Unity working groups. For more information and/or to join the fun, please email or call any of our core team or Craftsbury Town Clerk.

Carol Ceraldi  
Bru Mille  
Susie Houston (Select Board Liaison)

Jeannine Young (Town Moderator)  
Daniel Solomon  
Wendy Turnbull (Task Force Coordinator)

---

<sup>1</sup> Susan Clark is a facilitator and co-author of *Slow Democracy: Rediscovering Community, Bringing Decision Making Back Home* and *All Those in Favor* (a book about Vermont town meetings). She serves as town moderator for Middlesex, VT.



Once again, lots of work to be done at the Japanese knotweed demonstration site! With Fish & Wildlife no longer able to maintain the mown areas around the demo site, Sterling College students stepped in several times this year to do massive amounts of work by hand. Special thanks to Elinor Osborn for organizing all the work and education around the site.

We would like to thank Susan Frey for organizing volunteers who weekly patrolled Little Hosmer checking for Eurasian milfoil, and Judy Davis for organizing volunteers to monthly collect water samples on Little Hosmer, and Susan Dunklee on Big Hosmer for a state quality monitoring program.

As the Town Plan update looms, the Commission is finalizing work for Act 171. According to the Agency of Natural Resources, "Act 171 amended Vermont Planning Statutes to encourage and allow municipalities to address protection of forest blocks and habitat connectors while supporting the local forest products industry." A forest walk was held in October at the town's Collinsville woodlot to discuss how Craftsbury's woodlots impact our lives and our businesses. Another walk is to be held in January at the Academy Woodlot with the same purpose. Keep an eye out for announcements! In order to engage the community more with Act 171 and our natural heritage, the Commission will be hosting a community value mapping event later this spring!

In June, the Town Hall was filled to capacity to hear panel presenters

- Jens Hilke, VT Fish & Wildlife
- Kerry O'Brien, Vermont Land Trust
- Jared Nunery, Orleans County Forester and
- Bruce Urie, Craftsbury landowner

speak about conservation in general and easements, Use Value Appraisal and SF171 specifically.

The Conservation Commission has been looking at an app called iNaturalist recently because of its ease of use and application for creating a working inventory for Craftsbury's flora and fauna. iNaturalist compiles submitted observations of plants and animals within Craftsbury town limits to the Town of Craftsbury VT Nature Inventory. To date, 3,887 observations have been made with nearly 1200 unique species! Our top observer of the year was Elinor Osborn, with 823 observations of 309 species so far!

Craftsbury is fortunate to have established a Conservation Fund kept in reserve for potential future conservation needs. For more information about this, see the town website and consider giving a tax-deductible donation.

Special thanks to Brian Machesney for his years of service to the Commission.

Steve Moffatt (chair)	Liz Kegl
Diane Morgan (treasurer)	Nancy Milholland
Colin Netzley (sec'y)	Elinor Osborn
Farley Brown	Doug Wolcik



## Craftsbury Recreation Committee Report

2023 brought another year full of Craftsbury Recreation Committee's community events. In the Spring, Bike Nights returned with cooperative weather on the newly paved Craftsbury road on the Common, with a variety of non-motorized vehicles and families enjoying picnics. Old Home Day, in August, was a wonderful way to celebrate our town and lift our spirits following the July floods. Trick-or-Trunk was also a success! On a perfect (albeit a bit chilly) evening, both kids and adults wowed each other with their creative costumes and the Craftsbury Academy art students' pumpkin carvings, music, donuts, and cider added to the perfect spooky autumn event! Light Up the Night celebration in December was a perfect way to come out and enjoy the newly fallen snow. Once again vehicles were alight and Craftsbury Academy art students showed off their magical lanterns in the parade. Family Open Gym, a time for free play for toddler through elementary age children and their families on Sundays in the Academy gym, has also continued during the winter months. The committee also supported the construction of a lovely ice skating rink on the common! Looking ahead into 2024, the Recreation Committee is planning to have more events at the rink, support swim lessons in Greensboro, and engage in further collaboration with Craftsbury Academy students.

Thank you to Kris Coville for your longtime, and always enthusiastic, dedication to the recreation committee. We will try to carry the torch well!

### 2023-2024 Recreation Committee Line Up includes:

Kris Coville (outgoing Chair)

Angel Baraw

Molly Ciecierski

Nathalie Jonas

Anne Hanson

Barbara Strong

Francinne Valcour

All are welcome to join the fun!

## **Craftsbury Website Committee Town Report**

Your Craftsbury Website Committee has had a busy year! Following the July floods, we realized how important it is to quickly communicate with the community, especially about road conditions. Our website visitor usage nearly doubled in July.

We're now working to ensure we can get the word out to Craftsbury residents in as many ways as possible, in addition to the website. We ask that you please take a moment to update your 911 contact information for use in case of emergencies. Also, please note that a Concern form is now available on the website home page. Want to alert the Town about something you know? Just complete the simple online form or stop by the office. A new town E-Newsletter began distribution in November. If you'd like to be on our email E-News list, just sign up on the home page.

Also, there's now a printed version of our monthly calendar for those who prefer a paper copy; you can find these at local stores, libraries and churches.

The website committee is always seeking nature photos of Craftsbury and activity photos to share on the website and facebook. Have some pictures you'd like to share, please email them to [craftsburywebsitecommittee@gmail.com](mailto:craftsburywebsitecommittee@gmail.com). Thank you for the support.

The last item on our list is the Town Directory; we're updating it currently and need your help ensuring all information is current and correct. Please review the directory to see if your information is in it and if it requires any changes. If so, please let us know.

As always, we appreciate all ideas, suggestions and corrections. And we're grateful for the opportunity to serve all Craftsbury residents.

Respectfully,  
Craftsbury Website Committee  
Michelle Warren, Don Houghton, Yvette Brown, Victoria Hudson & John Zaber

---

## **Craftsbury Municipal Forest Committee Report**

This was a fairly quiet year for the Municipal Forest Committee.

A new hop hornbeam tree was planted on the south side of the Common, and other Common trees saw some minor pruning. Thanks to Stuart LaPoint for volunteer tree maintenance.

The Committee installed Craftsbury Town Forest signs at the Coburn Hill lot, where the southern and northern boundaries cross the road. If these signs survive well, we plan to do the same next year for the Hatch Brook lots. This will help people who want to explore the town land find its location and boundaries.

The Planning Commission and Conservation Commission sponsored a public walk at the Coburn Hill woodlot in October.

Members: James Moffatt (Chair), Rob Libby (Vice Chair), Ann Ingerson (Secretary), Barbara Alexander, Stuart LaPoint, Jim Jones, Logan Jones, Chris Sanville, Ben Alexander, Robert Linck, Jane Solomon, Michel Renaud

## Craftsbury Energy Committee Report

**Members:** Ned Houston, Craig Taylor, Alan Turnbull, Christiana An, Mabel Houghton, Ian Nelson, Lisa Samet, Bill Day, Sten Seeman, Jamie Milholland, Susan Frey, Leo Cirsocta - Liason, Kevin Gregoire, - Chair

**Thermal Camera Home Evaluations:** Thanks to the support of the Select Board, the Energy Committee purchased a thermal camera to help homeowners identify major cold air leaks and insulation voids in their homes. This winter, the committee will provide free walk-throughs and offer suggestions and resources to fix any issues. If interested, contact us: [CraftsburyEnergyCommittee@gmail.com](mailto:CraftsburyEnergyCommittee@gmail.com)

**Window Insert Program:** In 2023, 255 window inserts were built for 45 homes in the Craftsbury area. A heartfelt appreciation goes to the 60+ volunteers and the insert recipients for building the inserts! Special thanks to the Outdoor Center for continuing to provide their indoor space for this initiative!

Thanks to multiple grants, we provide up to 10 free inserts to households facing financial barriers. Out of 255 inserts, 136 were distributed for free. Additionally, in 2023 and 2024, Efficiency Vermont offers a \$100 rebate if you buy 3 inserts, essentially covering the cost of 2 of the 3 inserts. Besides keeping homes warmer, an average 3' x 4' insert saves 10 gallons of fuel oil per heating season - a big savings! Ask your neighbors about them. You can also check out the five inserts now in use at the Town Clerk's office.

Finally, we will be holding another drawing this year for 5 free window inserts. If you are interested in receiving window inserts this year, please let us know: [CraftsburyEnergyCommittee@gmail.com](mailto:CraftsburyEnergyCommittee@gmail.com)

**Firewood Program:** In 2023, the CEC supplied 30 cords of firewood to 23 households in need and have 6 cords ready for emergency fuel this winter. Huge shout out to the 55+ volunteers, numerous Sterling College students, and Outdoor Center athletes who have cut, split, and delivered firewood over the last 4 years. Special appreciation to those who loaned log splitters and to the Vt. State Parks and Rec. Dept. for providing 24 free cords of log-length firewood each year for the last 2 years. Now thanks to a recent grant, we are able to buy 3 dedicated log splitters and safety equipment for the program. Contact us if you cannot afford to buy all of your firewood and/or call Vt. Fuel Assistance 800-479-6151.

**Craftsbury Library Solar Project:** Thanks to volunteer extraordinaire Vince O'Connell for designing and installing an 8 kWh solar array on the library roof with 2 batteries providing 37 kWh of back-up storage. Thanks also for the Town's ARPA financial support and other grants and donations to make this happen. This resilient installation ensures a reliable space to email/text, access information, and complete essential internet-dependent tasks even during power outages. Moreover, the solar generation will eliminate most of the electric utility costs for the library.

**Municipal Energy Resilience Grant:** The Energy Committee is coordinating an Energy Assessment and related weatherization for the Town Hall, Town Clerk's Office, and Main Town Garage. This is made possible through a grant program with the State of Vt. and the American Rescue Plan Act (ARPA).

**Community Outreach & Challenges:** This year the CEC hosted information tables at the Town's main events, distributed informational flyers through Food Share and Monday Meals, and regularly posted on Front Porch Forum. The CEC continues to encourage community members to take advantage of no-cost weatherization and appliances through NETO (802-334-7378), which recently set higher qualifying income limits, such as \$55,050 for a household of one, \$62,900 for two household members, etc. Efficiency Vermont (888-921-5990) also has great incentives: 75% off home insulation and air sealing; up to \$6,500 back on air-to-water heat pumps; up to \$400 cash back on clothes dryers; \$100 back on DIY air sealing & insulation; and much more!

**LED Light bulb giveaway:** Back by popular demand, the CEC will once again be giving away up to 10 energy-saving LED light bulbs per household at Town Meeting. Limited supply; first come, first served.

## Craftsbury Fire District #2 (CFD#2)

CFD#2 is the entity, created under state law, that provides water to residences and institutions on and near the Common. There are 63 customer accounts including Sterling College, Craftsbury Academy, the Church on the Common and the Craftsbury Public Library. CFD#2 is not part of Craftsbury town government. It's separate - overseen by a volunteer board of Commissioners with the vital assistance of two paid staff members, the system operator, Steve Smith and treasurer, Paula Davidson. Please contact us at [craftsburyfiredistrict2@gmail.com](mailto:craftsburyfiredistrict2@gmail.com) to learn more or get involved including participation on the Board.

PFA's (polyfluoroalkyl substances), known carcinogens, were detected in the CFD#2's primary well in 2021, thus requiring the state to issue a Do Not Drink Order, a situation that continues today. The water remains approved for all non-drinking uses.

2023 brought some good news. Last summer we drilled our 7th well, located on Sterling College-owned property. It has proven to have sufficient quantity and quality to serve our customers now and into the future. It will replace the contaminated well later this year.

CFD#2 is working closely with the engineering firm DuBois and King (D&K) and the state Dept. of Environmental Conservation (DEC) on the review and approval of the new source. Access easements are being drafted and approved. There are also several permits and reviews that must be completed before the new water supply can be delivered to the CFD#2 pump house via new water lines and then distributed to our customers' homes and facilities. We expect installation of the new pumps and lines to begin in the early summer. D&K is assisting with all aspects of planning, engineering & permitting and overseeing sub contractors.

D&K, along with CFD#2's treasurer, are handling the mountain of paper work to access necessary grants. Our community will be benefiting from approximately \$1.5 million in state and federal dollars once the project is complete. This includes state funds to provide free bottled water to all of our customers which will continue until the new well is connected to the system.

Last year DEC's Sites Management Section, through a consultant began, an investigation into the source of the contamination as required by state law. Monitoring wells were installed and the data analyzed. It's expected that results will be available later this year.

Aside from the ongoing PFA issue, the system did not suffer any significant challenges in 2023. The pump in the contaminated well, our current water source, had to be replaced due to power fluctuations during the July flood. It's not yet certain if this cost will be covered by CFD#2's insurance. Regular operational costs were stable, so a water rate increase was not necessary in FY '24. CFD#2's rates remain at or below similar size Vermont public water systems

The CFD#2 Board welcomed two new members Kestrel Owens and Jamie Milholland earlier this year and said goodbye to long time members, Norm Hanson and George Hall. We thank Norm and George for their service to the community.

The Board meets on the 1st Monday of the month at 5:30 PM via Zoom.

Craftsbury Fire District #2 Board of Directors

Ian Baldwin

Gina Campoli, President

Nicole Civita

Paula Davidson, Treasurer

Christina Finkelstein, Secretary

Jamie Milholland

Kestrel Owens

Renee Rossi

CFD#2 would like to thank those listed below as we work to resolve our community's water quality challenges.

- The land owners who host CFD#2's wells and other infrastructure on their property - Stark Biddle, Jane Walczykowski, Farley Brown, John Zaber, the Simmons family and Sterling College
- Cody Thompson and Todd Phelps who are delivering 3 and 5 gallon jugs of bottled water each week
- Sterling College who hosts a drinking water pick up site
- Marcel Masse who donated his dowsing expertise
- Rep. Katherine Sims who helps connect us to state officials
- Our water system operator Steve Smith who knows all there is to know about how the system works
- Paula Davidson, our treasurer who not only keeps the books but handles complicated grant reporting and reimbursement among many tasks
- And finally our customers who conserved water when needed and have been patient and understanding

## Village Improvement Society Financial Report for 2023

<b><u>Beginning Balance</u></b>	\$ 7,955.41
<b><u>Receipts:</u></b> Community Donations	\$ 2,280.00
John Patterson Memorial Gifts	\$ 2,175.00
Events [concert donations]	\$ 2,080.50
Vermont Preservation Trust – Grant [for bandstand]	\$ 985.48
Vermont Preservation Trust – Grant [for fence repair]	\$ 3,428.46
Transfer – General CD [for new roof on bandstand]	\$ 1,032.12
Town Appropriation	<u>\$ 1,500.00</u>
<b><u>Total Income</u></b>	<b><u>\$ 13,481.56</u></b>
<b><u>Total Funds Available</u></b>	<b><u>\$ 21,436.97</u></b>
<b><u>Expenses:</u></b> Hardwick Electric – Bandstand	\$ 162.05
Lawn Maintenance	\$ 1,360.00
Event Costs [concerts]	\$ 2,450.00
Misc. – Stamps, labels, letterhead & envelopes	\$ 261.21
New Roof for Bandstand	\$ 4,350.00
General Fence Repairs	<u>\$ 4,069.56</u>
<b><u>Total Expenses</u></b>	<b><u>\$ 12,652.82</u></b>
<b><u>Ending Balance</u></b>	<b><u>\$ 8,784.15</u></b>

We were happy to be able to host three of our four summer concerts this summer [once again Beg, Steal, or Borrow got rained out]. Mango Jam, The Radio Rangers, and In the Pocket gave lively performances at their concerts. Thanks to everyone for your generous donations [which covered 85% of the costs]. Thanks also to the Union Bank for their \$100 sponsorship again this year. We look forward to seeing you on the Common in 2024.

Due to the extreme amount of rain that we had during the spring and summer of 2023 we were not able to complete any maintenance or painting on the Common fence. That means we will have double the work to do in 2024. The posts and rails are currently being prepped for our fence work bee in May. We hope you will save some time on your calendar to help us.

Thanks to Polly Allen and her crew for keeping the flower beds looking great again this year.

We are thrilled to report that the bandstand now has a beautiful new roof thanks to our contractor, Ezra Stark. We are very grateful to the family of John Patterson – the memorial gifts given in his name covered half of the cost of the new roof. We also were able to use \$985.48 from our Vermont Preservation Trust grant to pay a portion of the repairs.

We hope you will try to join us at our annual meeting in May. Check Front Porch Forum or the Town website for the date and time of our meeting.

The 2023 Town appropriation paid for all the mowing [\$1,360] and 86% of the electricity for the bandstand [\$140]. We hope you will support our request for \$1,500 on Town Meeting Day 2024.

The Village Improvement Society is a non-profit organization and your donations are always welcome. Any donations should be sent to: Craftsbury Village Improvement Society, c/o Carolyn Ryan, P.O. Box 24, Craftsbury, VT 05826.

Harry Miller, President  
Jeremiah McCann, Vice President

Carolyn Ryan, Treasurer  
Annie Rowell, Secretary



## Craftsbury Antiques & Uniques Festival

We were excited to bring back the Antiques & Uniques Festival on Craftsbury Common to celebrate its 50<sup>th</sup> Anniversary Year after a three-year pause. The event was planned, organized, and carried out by a volunteer committee made up of Craftsbury residents. Hundreds of volunteer hours went into making the event a success!

The festival has always been held on the second Saturday in July, and we were lucky to have a beautiful, sunny day. Earlier in the week the big white circus tents were raised on the Common and the excitement grew. On Saturday morning, the vendors poured in and set up their sites. There were more than 100 vendors in 2023, selling a wide variety of antiques, vintage items, artisan crafts and food, plants, fine art, and farmer's market goods. We also welcomed several Vermont food trucks and vendors and a full slate of talented musicians. We put up a picnic tent and added more seating so people could relax and enjoy the local food and live music.

The Antiques & Uniques Festival is not only a great opportunity for vendors and shoppers, it also has a broader positive impact on our town. It brings more than 3000 visitors and vendors to Craftsbury who came from all over New England and from as far away as California, Florida, and Europe! In addition to spending time on the Common, many visitors also go to the library Book Sale, local yard sales, stores and restaurants. Some visitors come for the day, while others stay in the area with family and friends or take advantage of Craftsbury's lodging options.

Volunteers are at the heart of Antiques & Uniques and we could not hold the event without the generous support from dozens of locals. To recognize their hard work, funds are donated to local non-profit organizations and town committees to help them reach their fund-raising goals. In 2023, \$2,416 was distributed to 11 local organizations chosen by volunteers. The Craftsbury Fire Department handled the parking and raised \$2,683, after expenses, to supplement their budget.

Plans are underway for the 51<sup>st</sup> Antiques & Uniques Festival on Craftsbury Common on Saturday, July 13, 2024! We have big ideas and would love to have more Craftsbury residents involved, so keep an eye out for volunteer opportunities or contact us at [antiquesanduniquesvt@gmail.com](mailto:antiquesanduniquesvt@gmail.com).

Craftsbury Antiques & Uniques Committee Members:

Michelle Warren, Lise Erickson, Bruce Urie, Thomasina Jacobs, Don Houghton,  
Kris Coville, Jeannine Young and Jacob Fritz

## Craftsbury Historical Society Report

We're into our second year of having a responsible, active Board of Trustees, and along with a core group of supportive local advisors, we've made good progress towards becoming the functioning, state-of-the-art Historical Society that Craftsbury deserves, and that we are aspiring to become.

I'll note that there is still room for a new member or two to join us in our activities. Be in touch.

The Craftsbury Historical Society's activities in 2023 include:

- supporting the efforts of the group that is planning on renovating the iron fence at the Common cemetery;
- funding an ongoing Craftsbury Academy graduation prize to honor Dave Linck's lasting legacy as Craftsbury's unofficial Town Historian;
- meeting with Mitch Hunt at the Academy to explore possibilities of collaboration between students at the Academy and the Historical Society, including, for example, naming a student member to the CHS Board of Trustees;
- actively participating in both Antiques and Uniques and Old Home Day;
- establishing a new method of fund-raising by commissioning three Craftsbury-themed mugs from ceramicist Emma Podolin, and raffling them off. We raised about \$1000;
- welcoming alumni from the Sterling School Class of 1965 for several hours at the Museum;
- collaborating with a Sterling faculty member who brought her class to the Museum;
- upgrading our file storage capabilities with watertight plastic containers;
- gradually adding to our growing digital archive of 'Craftstory' interviews; there are now more than 40 that can be found online, both on Youtube ("Craftsbury Historical Society ZOOM Craftstories"), and [SoundCloud.com](https://www.soundcloud.com/chs-craftstories) ("CHS Craftstories"). The interviews represent a cross-section of Craftsbury's population, including interviews from the 1970s recorded by folklorist Ethan Hubbard;
- collaborating with both the Craftsbury library and school personnel to promote and plan for students in grades 6 - 8 to participate in the Vermont History Day event in April of '24;
- establishing accessioning/deaccessioning criteria so that we can begin to take a critical look at our collection, a first step before digital cataloguing can begin in earnest.
- collaborating with the library to organize a discussion of Elliot Merrick's novel Green Mountain Farm, an account of coming to live on the shores of Little Hosmer in the 1930s.

Our Board is comprised of Vasilios Gletsos, Wendy Turnbull, Polly Allen and Susan Frey, with Don Houghton, President; Valerie Morrison, Treasurer; and Mabel Houghton, Secretary. Valerie and Susan were faithful docents at the Museum which, as always, is open on Wednesdays and Saturdays, 10 am to noon, as well as by appointment, from May through October annually.

We intend to meet this year on the third Wednesday of each month, beginning May 15, 6:00 pm, at the Museum on the Common. Anyone with interest in our activities is invited to attend.

Follow The Craftsbury Historical Society on Facebook, where we have now more than 650 followers.

Don Houghton, President

## Craftsbury Mental Health Resource Group Report

We have had a productive year with several projects.

As part of our senior connect efforts, we had lots of fun making Valentine bags for the residents of the Care Center! Thank you to Lise, Carol-Lynn, Heidi, Janice & Nancy for all their help creating these "little acts of kindness" on Valentines Day. The Care Center was appreciative of the gifts too. We have plans to do again this year too.

Nancy has been offering some wonderful Mindfulness Meditation sessions as well as ongoing Zoom meditations at the Library, that we have helped to promote. Check out the Town calendar for upcoming ones!

The AFSP (American Foundation for Suicide Prevention) Walk was a huge success this year, raising over \$4,000. Having an opportunity to gather in a circle, to share with others the importance of mental health and suicide prevention was powerful. We placed around 117 pinwheels in the center of our circle, symbolizing 117 people who died by suicide in Vermont in 2022, a sobering moment.

In the Spring we purchased several hundred dollars worth of books for the Public Library and Craftsbury Schools, with a focus on Mental Health, with funds from our ARPA grant. The more we talk about mental health, the more we can combat the stigma associated with mental health. We want people to know that it is not a weakness to talk to someone if you are struggling, it is a sign of great strength.

We have just started working with the School Board, offering assistance with funding mental health programs that benefit our youth.

We have distributed Narcan kits to various places in Craftsbury, to keep on hand if needed. Overdoses are on the rise in Vermont and it only takes a few minutes to watch a video on how to use Narcan. To order your own free Narcan kit from the VT Dept of Health, visit <https://survey.alchemer.com/s3/7566430/Free-Mailed-Narcan-Request-Form>.

We have also updated our website <https://nekmentalhealthresources.com>. For people looking for resources, the section "Psychology Today" Therapists lets you filter your selection by location and also by therapy type. A helpful resource. Don't forget about the new 988 suicide/crisis hotline.

We truly appreciate the support of our Town while we continue to work on mental wellness in our community. Please let us know if you have any suggestions or if we can help guide you to find help.

Craftsbury Mental Health Resource Group  
Michelle Warren, Sharon Moffatt, Lisa-Anne Loucka, Monique Reil, Kim Larose, Nancy Milholland,  
Lise Erickson, Steve Whelpley and Liaisons Susan Houston and Terri Lavelly



*This is a resource for anyone who needs mental health support 24/7, and for those who are looking for information about local supports*





## Craftsbury Neighbor to Neighbor Town Report

Craftsbury Neighbor to Neighbor Task Force was formed in early March of 2020 by a group of citizens concerned about the wellbeing of the town during the pandemic. It was then adopted as an official town committee charged with supporting the town in times of distress. The CN2N committee is made up of seven members, gathering strength from a diverse cross section of our community entities, in order to keep a strong network between schools, churches, businesses, emergency management, town officials, the local food pantry, and the community at large. Our meetings are open to community members' ideas and concerns around our town's wellbeing and resilience. We also keep an active volunteer listing, to allow for quick mobilization of hands when needed.

This year the CN2N continued to meet quarterly, with our main focus on building community resilience and participating in the town's hazard mitigation processes. CN2N stepped up to support during the July flooding to help mobilize volunteers and assistance as needed. Our emergency response leads continue to participate in long term recovery efforts.

Work this year included:

- \*Participation in Hazard Mitigation Plan working group
- \*Supporting the Craftsbury Food Share (our local Hardwick Area Food Pantry Site)
- \*Encouraging youth participation and leadership in community
- \*Taking lead on updating extreme event shelter plans and protocols, in collaboration with town EMD and Fire Chief
- \*Supporting community initiatives, including housing and other needs
- \*Building community connections


Current Members:

Kris Coville, Chair; Penelope Doherty, Vice Chair; Secretary (Previously Leslie Taylor, now open); Tim Fritz; Kim Larose; Kit Basom; Jeremiah McCann.



## Craftsbury Trails Town Report

Craftsbury Trails is a town-supported, volunteer-driven, collaboration among Craftsbury businesses, outdoor recreation organizations/non profits and citizens who love the outdoors - all working to make trail-based outdoor recreation more accessible for all.



Visit our website - <https://www.craftsburytrails.info> - shown above - on where to walk, run, hike, bike, ski, snowshoe, or snow machine in Craftsbury. The site includes maps, a bit about our town and our outdoor recreation history and descriptions of Craftsbury Trail's efforts to date.

Craftsbury Trails has some good news this year.

Late in the summer of 2023 we learned that the town had been awarded a state Recreational Trails Program grant to vastly improve existing trails and logging roads on Sterling College's property for mountain biking, running, walking and snowshoeing. The two mile trail will begin and end at Dustan Field, but can be accessed from anywhere on the Common. This means Academy and Sterling students will have direct access to field and forestland from their campuses and the public can enjoy scenic and natural beauty in the heart of our community.

Trail construction will start in the late spring/early summer. Look for our new trail signs and Dustan Field Kiosk this spring.

Craftsbury Trails continues to work with willing landowners on the east side of TH 1 on an off-road walking trail connection between the Common and the Village. A route has tentatively been identified. We hope to start work this summer but will need your help. Look for Craftsbury Trails volunteer opportunities on Front Porch Forum. And let us know if you would like to know more or be a part of this important work. Questions are welcome. Contact us at: [craftsburytrails@gmail.com](mailto:craftsburytrails@gmail.com)

### Craftsbury Trails thanks:

- Craftsbury businesses for their support.
- The Craftsbury Outdoor Center and Kory Buck for sharing their trail building expertise
- Craftsbury Academy for sharing Dustan Field parking
- Sterling College and the many land owners who support public trails on their land
- Town and school officials who enthusiastically agree that outdoor recreation is a big part of Craftsbury's quality of life for all residents

Gina Campoli and Matt Krebs

HARDWICK AREA FOOD PANTRY INC

PO Box 1075, Hardwick, VT 05843

802-472-5940

[www.NourishHardwick.org/pantry](http://www.NourishHardwick.org/pantry)



### Hardwick Area Food Pantry (HAFP)

In 2023 the HAFP experienced a significant increase in demand: a 28% increase overall between our three sites in Craftsbury, Albany, and Hardwick. At the Craftsbury site, there was a 16% increase in participation between March and December. In 2023, there were 299 Craftsbury residents served. This increase in those served combined with rising food costs have prompted a request to increase the Town's annual contribution to the Pantry to \$5,000.

We have a strong team of staff, board members, volunteers, and donors who are committed to providing healthy foods to our neighbors who are experiencing need. We continue to also see an increased demand for our home delivery program, which connects many of our clients to food throughout a wide service area. We also are proud to purchase food from many local farmers and producers.

We want to extend a warm thank you to our communities, staff, volunteers, and donors: your continued support in making our mission possible.

**HAFP Board:** Reeve Basom, Gina Campoli, Hannah Dreissigacker, Alice Fleer, Erika Karp, Jake Lester, Diana Peduzzi, John Tuthill, Liz Baum

**HAFP Director:** Heather Davis

**Craftsbury Pantry Manager:** Kris Coville

## Craftsbury Public Library



*The community gathered in September in celebration of Linda Wells.*

On July 7, the Craftsbury Public Library's solar/battery system began producing power! The project was funded through ARPA funds, grants, a private donation, and hundreds of hours of work by Vince O'Connell. Vince provided his expertise and volunteered his time to design and install the system, which made this ambitious project possible. We now produce power to run the library, and when the electrical grid goes down, we continue to provide internet service, electricity, and a warm space to the community.

Less than a week later, the library suffered damage from the July rainstorm when our basement flooded. Again, community volunteers and grants got us back on our feet. Neighbors dug ditches, moved gravel, and hauled away sodden materials, helping to dry out the basement and (hopefully) avoid future problems.

2023 saw many other community partnerships as well. We brought story time to children at Saplings and books to elders at the Care Center. We hosted students at the library for a civics presentation in January and an end-of-school visit in June. We partnered with the Mental Health Group for a series of meditation workshops and the

LRSWMD for workshops on composting and reuse projects. The Selectboard used our space for the Freedom & Unity discussions; Vermont Humanities sponsored a Literacy Fair and a lecture on Vermont geography and identity; and the Children's Literacy Foundation brought author Natalie Kinsey-Warnock to speak with our summer readers.

We will continue to partner with area groups and individuals in 2024. Let us know how we can work with you!

### Library Hours

Monday	2-6
Tuesday	10-6
Wednesday	10-6
Thursday	2-6
Friday	10-6
Saturday	10-1



*The library's playground is a popular spot for families.*

## Ongoing Programs at the Library

Story Time every Tuesday and Friday 10am

Lego Club every Friday 3pm

Book Group 1<sup>st</sup> Sunday of the month 4pm

Talk of the Hearth, see library website for dates

Homeschool Support Group 3rd Tuesday of the month 2pm

Dungeons & Dragons 1<sup>st</sup> & 3<sup>rd</sup> Monday of the month 4:30

## Digital Services available through our website

Library Catalog: see what we own, reserve items, renew your items

Downloadable Books: borrow audiobooks and ebooks with the Libby app

Movie Streaming: free movie and documentary streaming through Kanopy

Universal Class: hundreds of classes available for free through the library

Interlibrary Loan: search all the libraries in Vermont for books to borrow

Vermont Online Library: databases and periodicals available for free

Learning Express: test prep and skill building resources

## 2023 by the Numbers

Physical items checked out at the library 15,299

Ebook and audiobook downloads (Libby) 1,749

Movies streamed (Kanopy) 483

Programs held at the library 253

Number of people attended programs 2,818

Library visitors 13,468

Number of visits to the library website 11,086

CRAFTSBURY PUBLIC LIBRARY				
FINANCIAL REPORT 2023				
Year Ended December 31st	2021	2022	2023	
<b>Opening Balance*</b>	\$ 11,074.43	\$ 16,469.86	\$ 22,833.93	
<b>Receipts</b>				
Plant sale	\$ 2,549.00	\$ 3,328.00	\$ 3,752.87	
Book Sale	\$ 347.50	\$ 3,771.00	\$ 4,651.95	
Barn Dance			\$ 6,558.76	
Other Fundraiser Events	\$ 3,624.00	\$ 2,120.00	\$ 2,873.16	
Interest	\$ 3.70	\$ 5.96	\$ 2.92	
Transfer from Investment Acct.	\$ 22,000.00		\$ 30,000.00	
Donations	\$ 61,883.89	\$ 21,348.00	\$ 34,717.56	
Grants	\$ 21,485.00	\$ 25,325.87	\$ 19,957.48	
Solar/Battery Backup Project Grants	\$ -	\$ 14,289.00	\$ 11,866.00	
Town Of Craftsbury	\$ 39,200.00	\$ 45,000.00	\$ 46,000.00	
PPP Loan	\$ 13,430.00	\$ -	\$ -	
Miscellaneous	\$ 150.00	\$ 713.00	\$ 757.13	
Expansion Project Donation	\$ 250,633.80	\$ -	\$ -	
<b>Total Receipts</b>	<b>\$ 415,306.89</b>	<b>\$ 115,900.83</b>	<b>\$ 161,137.83</b>	
<b>Opening Balance &amp; Receipts</b>	<b>\$ 426,381.32</b>	<b>\$ 132,370.69</b>	<b>\$ 183,971.76</b>	
<b>Disbursements</b>				
Books & Videos	\$ 8,411.29	\$ 10,073.68	\$ 11,059.31	
Electronic Resources	\$ 1,321.01	\$ 1,047.45	\$ 1,126.38	
Propane-Heat	\$ 2,413.59	\$ 3,156.06	\$ 3,035.53	
Electric	\$ 1,565.43	\$ 1,444.19	\$ 1,312.83	
Telephone	\$ 614.31	\$ 699.29	\$ 710.91	
Water	-	\$ 213.00	\$ 381.00	
Insurance	\$ 2,858.00	\$ 2,710.00	\$ 2,774.00	
Programs	\$ 1,405.00	\$ 523.86	\$ 857.00	
Postage	\$ 1,362.00	\$ 1,688.47	\$ 2,090.29	
Payroll Expenses	\$ 81,576.94	\$ 93,655.55	\$ 97,716.85	
Conference & Travel	\$ 52.64	\$ 191.24	\$ 87.20	
Internet & Computers	\$ 2,943.54	\$ 915.64	\$ 3,446.38	
Equipment	\$ 4,286.22	\$ 1,209.52	\$ 814.46	
Supplies	\$ 3,344.39	\$ 2,165.21	\$ 3,536.56	
Accounting Fees	\$ 3,790.50	\$ 3,165.00	\$ 3,319.03	
Maintenance	\$ 1,340.55	\$ 7,116.81	\$ 4,141.05	
Bank Fees	\$ 143.43	\$ 178.48	\$ 178.10	
Consulting Fees	\$ 316.65	\$ -	\$ -	
Replenish Endowment	\$ 40,000.00			
Miscellaneous	\$ 180.25	\$ 52.20	\$ 110.00	
Expansion Project	\$ 251,985.72	\$ -	\$ -	
Solar/Battery Backup Project Expenses			\$ 23,803.64	
<b>Total Disbursements</b>	<b>\$ 409,911.46</b>	<b>\$ 130,205.65</b>	<b>\$ 160,500.52</b>	
<b>Closing Balance*</b>	<b>\$ 16,469.86</b>	<b>\$ 2,165.04</b>	<b>\$ 23,471.24</b>	
*Closing Balance for 2023 equals current checking account balance plus uncleared 2023 receipts and expenditures.				

## John Woodruff Simpson Memorial Library Report

In 2023 we expanded partnerships and library programs, building on what has come before. A huge thanks to all of you who have volunteered and shared your talents with the community at the Simpson Library this year! Some highlights include:

- **Haiku workshops** with Lalee Bond, and a first annual **Haiku Slam** in February with 21 participants
- An 8-week **memory writing group** led by Leslie Taylor
- A **bird walk** with Dave Brown and a **forest walk** with Orleans county forester, Jared Nunery
- **“What’s Past is Prologue” collaboration** with Get Thee to the Funnery, including an exhibit celebrating 100 years of Shakspeare in the area, and a community read-through of *Twelfth Night*
- Second annual **Girl Scout reunion**
- **Progress on the library archive project:** We were fortunate to have a student working with us over the summer who created a finding aid for the hundreds of letters in our collection. We also sorted thousands of photographs, and are putting them into binders for viewing-stop by and see if you recognize anyone!
- **9 Craftsbury Saplings children visits** to the library
- **Community First Aid and CPR class** taught by EMT Karl Stein
- New arts programming: a **bookmaking class** with Lily Dunbar & two **seasonal sings** with Heidi Wilson
- **The Barn Dance** collaboration with the Craftsbury Chamber Players and the Craftsbury Public Library

2023 also saw the addition of language programming at the Simpson Library, starting with a **Spanish conversation group** in the spring with 16 participants. In the fall we received a Spark Connecting Community grant from the Vermont Community Foundation to support new language opportunities, with an **American Sign Language class** for all ages, a **Spanish class** for youth 10-15 as well as a **Spanish playgroup** on Sunday afternoons that will continue through the winter.

With space limited at the Simpson Library itself, we have been very grateful to the East Craftsbury Presbyterian Church for their generosity with use of the church space. Because of this partnership, we were able to show **historic films** from the Ouida B. Grant film collection last winter and again this fall. In December, **Modern Times Theater** brought laughter and levity to all ages with their *Perils of Mr. Punch*, attended by more than 100 children and adults.

Thanks to volunteers, patrons, and to everyone who makes the Simpson Library a vibrant community resource.

Come explore the Simpson Library sometime! We are open on Wednesdays, 9-12, Thursdays 9-12 and 2-6, Saturdays 9-12 and Sundays 12-1. You can reach us at 802-586-9692, email [jwsimpsonmemorial@gmail.com](mailto:jwsimpsonmemorial@gmail.com), or visit our website at [www.jwsimpsonmemorial.org](http://www.jwsimpsonmemorial.org). We look forward to seeing you!

*Respectfully submitted by Kristin Urie, Librarian*



The Craftsbury Community Care Center has been a trusted resource for elders and their families for nearly 30 years, serving many residents of Craftsbury since its creation by the Craftsbury community. The Care Center is a non-profit, non-denominational, tax-exempt organization which provides a safe, caring, homelike and affordable residence for elders who can no longer live independently. It encourages independence, activities, and involvement with family, friends, and the larger community.

2023 was a year of meeting the challenges associated with the continued increase in cost of goods, services and staffing. As with everywhere else, the challenge of hiring and retaining qualified staff was a major focus. The Board of Directors worked diligently to find new and increase existing funding sources to meet our ever-increasing operating budget.

Residents have enjoyed the increased presence of family, community members, children and the variety of activities offered by volunteers and community artisans. We have partnered with Grassroots Arts and Community Effort (GRACE) to bring creative experiences workshop weekly to residents and interested community members.

The Care Center is very fortunate to have the support of State and Federal Agencies along with the exceptional contributions of our local communities and individuals in funding our building updates.

We look forward to completing our fundraising and building projects in 2024.

We are especially appreciative of the Town of Craftsbury and its residents for its support with ARPA Funds, CDBG Grant and on-going annual contribution.

Your support and generosity assist in meeting our commitment to offer an affordable, well-maintained residence to area elders as well as an employment opportunity for local community members. We could not make this happen for area elders without it.

Our inclusion in the Town Appropriations will be gratefully welcomed by the Board, Staff and Residents of the Center. Thank you.

Kimberly Roberge, Executive Director



## Craftsbury Planning Commission



Craftsbury Village Plan Public Forum 2022

The Craftsbury Planning Commission is a 9 person appointed commission that is tasked with addressing land use throughout town. Specifically, the planning commission is responsible for the writing of the Craftsbury Town Plan, a document that reflects the community's vision and goals for addressing land uses. The Craftsbury Selectboard is responsible for the adoption of the town plan and directing the planning commission towards land use projects.

**Craftsbury Village Plan:** Due to ongoing transportation and safety issues in the Village such as lack of parking, speeding and pedestrian safety, the Craftsbury Planning Commission began the process of developing a Village Plan in 2022. The Village Plan was an opportunity to explore how to improve parking, walkability, recreational access and manage growth to create a safer and more welcoming street for everyone. Craftsbury Village Plan was developed with an extensive public process including forums with Village landowners, business owners, and community members.

The Craftsbury Village Plan was completed and presented to the Craftsbury Selectboard for approval in the spring of 2023. Recommendations include: Add painted parking delineations to existing parking areas, Remove center line and paint fog lines and crosswalks, Maintain flashing speed signals on both entrances to the Village, Add storefront and roadside Wayfinding signage. These recommendations will be taken into consideration by the Selectboard.

**Craftsbury Town Plan Rewrite:** Vermont towns are required to update their town plans every eight years; the Craftsbury Planning Town Plan must be updated by June 2024. Effective town plans must be reflective of the community, both the people as well as the physical landscape. In order to gather community input, the Craftsbury Planning Commission sponsored both a field tour of Coburn Hill Town Forest as well as a community survey (161 responses).

The Craftsbury Planning Commission members thank all Craftsbury residents for their input in the planning process. We also thank Linda Ramsdell, Emily McClure, Annie Rowell and Phil Lovely for their service on the planning commission and their dedication to our town.

**Planning Commission Members:** Farley Brown, chair (2024); Rudy Chase, vice chair (2024); Gordon Waterhouse, Floodplain Administrator (2024); David Koschak (2025); Lucas Schulz (2025); Ross Davis (2026); Alison Blaney (2026); David Rowell (2026); Reed Holden (alternate)



Our mission is to provide high-quality childcare to families in the greater Craftsbury area, emphasizing community collaboration and exploration of the natural world. We value and nourish each child's innate wisdom, guiding them toward lifelong learning.

Craftsbury Saplings is a non-profit community children's center providing high-quality early care and publicly funded preschool education year-round to children, toddler aged to 5 years old. Early care and learning is a vital service that allows communities to thrive. Our programming allows families to do their good work, supports families so they can live and work in our small towns, and helps employers attract high-quality staff.

**We would like to encourage you to vote YES on the Town Meeting Article requesting \$6000 to support our operations for 2024 at Saplings.**

**We are planning a program expansion!** In 2024, we will continue the Feasibility Phase of our project and move into the Design and Development Phase. This winter we are hiring architects for conceptual planning and will continue a site assessment. We will refine and expand our capital campaign plan to support the design and construction of a new building proposed for 2026 adjacent to the East Craftsbury Presbyterian Church. We are so grateful for the generosity of the East Craftsbury Presbyterian Church to support this expansion. **Learn more about our expansion at our website!**

### **Our Year in Numbers**

*Numbers reflect June to July Fiscal Year '23*

**37 Children Served** from **9 Different Towns**, including **13 Craftsbury students**.

**47% received Financial Assistance** from either Vermont State or Saplings

**Operating Income - \$ 439,553.15**

Grants and Fundraising 22%

Family Pay Tuition 38%

State Programs (UPK, CCFAP, CACFP) 40%

**Operating Expenses - \$ 416,541.75**

Staff Wages and Benefits 86%

Programming 5.5%

Office and Occupancy 8.5%

We are incredibly grateful for the ongoing support from the Craftsbury community. We look forward to continuing our work together as we expand our program.

Thank You!

Melissa Jacobs - Executive Director

[Melissa@craftsburysaplings.org](mailto:Melissa@craftsburysaplings.org)

[www.CraftsburySaplings.org](http://www.CraftsburySaplings.org)

## Sterling College - Town Report 2024

Thank you to so many in the community for the gracious welcome to Craftsbury. I am honored to serve as Sterling College's 12<sup>th</sup> president.

We have all felt the strain of these past years, where the pandemic has melded with economic upheavals and climate crises. Sterling's intentionally small and relational student population proved to be especially unforgiving when the pandemic hit. We had more than 100 students on campus in the Spring of 2020. For the next two years, Sterling found it challenging to connect to recruits and Craftsbury in the relational and communal ways that reflect our community, and found students and their families uncertain about leaving their home communities and harboring deep concerns about the risks of living on campus. This resulted in lower incoming classes for each of the last two years, dropping our on-campus enrollment from over 100 to near 70 this year. While overall enrollment is down, we welcomed more than 20 new students to campus in Fall of 2023 and anticipate more than 30 new students in Fall of 2024. We expect to build back to our average enrollment of 100 students by 2025.

Over the next three years, our work is to continue the expansion and access to our core learning mission, our physical assets in and around Craftsbury, and to closely align our unique expertise with new economies in the region. As we look forward, we will expand in six areas built around our core learning mission:

- Continued strengthening of our undergraduate programs and residential learning.
- Establishing new programming to support mental health and well-being in our community.
- More deliberate engagement with teachers and students in our K-12 public schools.
- Developing residential short courses for various age groups.
- Providing professional and career development in the outdoor, farm, and local green economies.
- Further increasing global-local learning opportunities by expanding our online offerings, on food systems and climate change, through Sterling's EcoGather program.

Among our most valuable strategic assets are the 130-acre Craftsbury campus and our 300-acre Bear Swamp property, which are inseparable from the community and region, sharing food systems, micro-economies, health and welfare supports, and a long tradition of community-based governing. These intersections serve as place-based living laboratories for all our programs. In addition to the traditional laboratories, classrooms, dorms, and dining halls found on any residential campus, our farm, gardens, and forests in Craftsbury have become year-round natural extensions of our learning environment.

As we rebuild, this strategic approach provides a two-fold advantage tightly bound to Sterling's mission in: 1) allowing us to be a better partner in Craftsbury and to serve our community by making the time to listen, and 2) ensuring that the lessons from our work with communities across the North Country inform our understanding of the relevance of our hands-on liberal arts undergraduate programs. Our direction will be accompanied by reinvestments in the physical and human capital on the Craftsbury campus, and tighter connections to the larger Vermont and North Country communities.

I look forward to working closely with everyone in the community to create a learning environment that blurs the boundaries of Sterling's campus to realize a community resource that benefits our students and residents alike.

Sincerely,

Scott L. Thomas, President

AGENCIES REQUESTING TOWN FUNDS			
Organization	Contact Information	2023 Paid	2024 Request
American Red Cross	Redcross.org/NNE 800-660-9130	\$ 500.00	
AWARE	Awarevt.org 802-472-6463	\$ 1,000.00	\$ 1,000.00
Green Mountain Farm to School	Gmfts.org programs@gmfts.org	\$ 1,200.00	\$ 1,200.00
Greensboro Nursing Home	Greensboronursinghome.org gnh@plainfield.bypass.com 802-533-7051	\$ 2,500.00	\$ 4,500.00
Hardwick Area Food Pantry	Nourishhardwick.org 802-472-5940	\$ 2,500.00	\$ 5,000.00
Hardwick Rescue Squad	802-472-5936 Non emergency 472-6343	\$19,905.00	\$25,880.00
Lamoille County Mental Health	lamaille.org 802-888-5026	\$ 1,500.00	\$ 1,500.00
Lamoille Family Center	lamoillefamiliycenter.org 802-888-5229	\$ 1,000.00	\$ 1,000.00
Northwoods Stewardship Center	Northwoodscenter.org 802-723-6551	\$ 500.00	\$ 500.00
NE Kingdom Council on Aging	nekouncil.org 802-748-5182	\$ 650.00	\$ 650.00
NE Kingdom Human Services	nkhs.org 800-696-4979	\$ 1,266.00	\$ 1,266.00
NE Kingdom Learning Service Adult Basic Ed	neklsvt.org 802-334-6532	\$ 300.00	\$ 300.00
NE VT Development Association	nvda.net 802-748-5181	\$ 1,142.00	\$ 1,142.00
North Country Animal League		\$ 500.00	\$ 500.00
Old Stone House Museum	oldstonemuseum.org 802-754-2022	\$ 700.00	\$ 700.00
Orleans County Children's Advocacy	Meghan.Gyles@ partner.vermont.gov	\$ 350.00	
Orleans County Citizen Advocacy/ConnectABILITIES	occavt@gmail.com 888-635-6222		\$ 800.00
Orleans County Fair	Orleanscountyfair.net ocftreas@gmail.com	\$ 500.00	\$ 500.00
Orleans/Essex VNA & Hospice Inc.	Orleansessexvna.org 802-334-5213	\$ 4,200.00	\$ 4,200.00
Pope Memorial Frontier Animal Shelter	Frontieranimalsociety.com 802-754-2228	\$ 500.00	\$ 500.00

AGENCIES REQUESTING TOWN FUNDS			
Organization	Contact Information	2023 Paid	2024 Request
Rural Arts/Wonder Arts	WonderArtsVT.org 802-533-937	\$ 1,500.00	\$ 1,500.00
Rural Community Transportation	Riderct.org 802-748-8170	\$ 600.00	\$ 600.00
Salvation Farms	Salvationfarms.org Theresa@salvationfarms.org	\$ 500.00	\$ 500.00
VT Ass'n for the Blind & Visually Impaired	vabvi.org	\$ 500.00	\$ 500.00
VT Center for Independent Living	vcil.org 800-639-1522	\$ 140.00	\$ 140.00
VT Family Network	Vtfn.org Clair.giroux-williams@vtfn.org	\$ 250.00	
VT Rural Fire Protection Task Force	Vacd.org 802-828-4582	\$ 100.00	\$ 100.00
	<b>Totals</b>	<b>\$ 44,303.00</b>	<b>\$ 54,478.00</b>

TOWN AGENCIES REQUESTING FUNDS		
	2023 Paid	2024 Requested
Craftsbury Community Care Center	\$ 12,000.00	\$ 12,000.00
Craftsbury Public Library	\$ 46,000.00	\$ 47,700.00
Craftsbury Saplings	\$ 6,000.00	\$ 6,000.00
<b>Totals</b>	<b>\$ 64,000.00</b>	<b>\$ 65,700.00</b>

TOWN COMMITTEES REQUESTING FUNDS		
	2023 Paid	2024 Requested
Block Party Fund	\$ 1,500.00	\$ 1,500.00
Craftsbury Town Cemeteries, mowing	\$ 6,400.00	\$ 6,400.00
Craftsbury Town Cemeteries, maint.	\$ 10,000.00	
Memorial Expenses	\$ 734.44	In Budget, page 16
Recreational Committee	\$ 2,000.00	\$ 2,500.00
Historical Society	\$ 500.00	\$ 500.00
Conservation Fund	\$ 7,000.00	\$ 7,000.00
Village Improvement Society	\$ 1,500.00	\$ 1,500.00
<b>Totals</b>	<b>\$ 29,634.44</b>	<b>\$ 19,400.00</b>
	2023 Paid	2024 Requested
<b>TOTAL ALL APPROPRIATIONS</b>	<b>\$137,937.44</b>	<b>\$139,578.00</b>

<b>2023 BIRTHS RECORDED IN CRAFTSBURY</b>			
<b>DATE</b>	<b>NAME</b>	<b>PARENTS</b>	<b>PLACE OF BIRTH</b>
1/17/2023	THOMAS WILCOX HOUSTON	JOSEPH WILLIAM HOUSTON MARY ALISON HASTINGS	MORRISVILLE
1/22/2023	EMMA GAIL CHARBONNEAU	JASON TODD CHARBONNEAU KRISTEN GAIL CHARBONNEAU	BURLINGTON
1/24/2023	HUDSON ELLIOT BAILEY	JUSTIN DAVID BAILEY CHARITY LYNNE BAILEY	MORRISVILLE
2/3/2023	MICAH LEMONT MARTINEZ	DOINEL ANTONIO MARTINEZ ANNA MARIE MARTINEZ	MORRISVILLE
2/17/2023	SEREN KYRIELLE ALEXANDER	ELYE JAN ALEXANDER CHANA EVA ALEXANDER	MORRISVILLE
3/27/2023	CALLEN RAYMIE BLAISDELL	ADAM MARK BLAISDELL, JR. TAYLOR SUE BLAISDELL	NEWPORT CITY
4/9/2023	JOSIE ANN MARTIN	ANDREW NOLAN MARTIN SABRINA LYNNE GAYLE	MORRISVILLE
4/29/2023	WYATT CASE MARCKRES	ANDREW STEVEN MARCKRES KASSITY ANN MARCKRES	MORRISVILLE
5/9/2023	HARPER JOHNSON COLT	CHRISTOPHER DUVAL COLT KATHERINE JOHNSON	BERLIN
5/30/2023	MILLIE SUE LASHER	JEREMIAH CLAY LASHER NIKITA ELIZABETH WETHERBY	MORRISVILLE
6/28/2023	ZOEY GRACE BLANCHARD	TYLER RICKY BLANCHARD TERESA LAURA ADAMS	BURLINGTON
7/23/2023	AINE CECILIA HEISIG	PETER ANTHONY HEISIG EMILY MARIE HEISIG	BURLINGTON
8/4/2023	WEAVER JAY ROBERTS	GABRIEL WALTER ROBERTS AILYNNE ADAMS	CRAFTSBURY
8/20/2023	FREYA ROSE BOWEN	JOSEPH NEIL BOWEN DEIJA MAY BURBANK	MORRISVILLE
12/15/2023	NOLAN GEORGE NUTTER	STEVEN MICHAEL NUTTER CHELSEA LOUISE NUTTER	MORRISVILLE

<b>2023 DEATHS RECORDED IN CRAFTSBURY</b>			
<b>DATE</b>	<b>NAME</b>	<b>AGE</b>	<b>PLACE OF DEATH</b>
1/7/2023	GERARD BELLIVEAU, SR.	78	CRAFTSBURY
3/11/2023	MICHAEL SMITH	80	CRAFTSBURY
3/23/2023	BENJAMIN MASTIN	87	NEWPORT CITY
4/9/2023	GEORGE HUARD	74	CRAFTSBURY
4/27/2023	LUCIA MURPHY	94	CRAFTSBURY
6/1/2023	VAUGHN HARTSELL	89	CRAFTSBURY
7/8/2023	MAX FROHWEIN	89	CRAFTSBURY
7/20/2023	BERTHA HOOPER	96	MORRISVILLE
8/6/2023	LINDA WELLS	77	GREENSBORO
9/6/2023	WESLEY SMITH, JR.	62	CRAFTSBURY
9/23/2023	IRENE MARY HUARD	80	CRAFTSBURY
9/24/2023	MARION BABBIE	103	CRAFTSBURY
9/27/2023	BETTY COCHRAN	84	CRAFTSBURY
10/2/2023	ETHNE JOAN GRAY	87	MORRISVILLE

<b>2023 MARRIAGES RECORDED IN CRAFTSBURY</b>		
<b>DATE</b>	<b>NAMES</b>	<b>HOMETOWN</b>
3/24/2023	DUSTIN CALVIN QUINN WHITAKER & ABIGAIL GRACE SUTTON	CRAFTSBURY
5/27/2023	SPENCER LIAM GERKEN & NYA AUTUMN TOALSTON	CRAFTSBURY/E HARDWICK
6/8/2023	JOEY LEE HALL, JR. & KATHLEEN RAE CHASE	CRAFTSBURY/MORRISVILLE
8/5/2023	MICHAEL NOLAN FAIRMAN & BRIGID OESTERLING	KNOXVILLE, TN
8/12/2023	CALEB COOPER PAQUETTE & CAROLINE MARIE PREFONTAINE	MONTPELIER
8/19/2023	BRENDAN PATRICK McGRATH & MEGAN NOELLE AMIRALT	AUSTIN, TX
9/2/2023	SEBASTIEN DAVID PALMQUIST & JESSICA ELIZABETH MARY SHELTON	ENGLAND/CANADA
9/9/2023	PAUL JOHN PITT & KAREN JEANNE FEHR	CRAFTSBURY
9/17/2023	COLBY JASON MASSE & TAYLOR MARIE LYMAN	CRAFTSBURY
10/7/2023	JERRAD LOGAN LEAVITT BISHOP & ALLISON BETH POWELL	CRAFTSBURY
10/13/2023	CHRISTOPHER LEE FALZONE & LEIGH ISABELLE HARDING	CRAFTSBURY

LAND TRANSFERS RECORDED 2023						
Seller	Buyer	Date	Size	Description	Price	Location
Hodgdon	Hodgdon	1/1/2023	0.2	land/garage	\$160,000	42 S. Craftsbury Rd.
Munro	Haggis	1/11/2023	10.2	land/dwelling	\$70,000	1325 Coburn Hill Rd.
Osborn	Vt. Center for Eco Studies	1/19/2023	27	land/dwelling	\$293,100	1286 Lost Nation Rd.
Brown Family Trust	McKinley	1/31/2023	2.62	land/dwelling	\$270,000	39 Black River Rd.
Waterman	Jones, Trustee	2/22/2023	8	land/dwelling	\$72,000	58 Allen Hill Rd.
Clow	Zilius	3/6/2023	10.1	land/dwelling	\$92,096	655 N Craftsbury Rd.
MacPeterman Holdings, LLC	Burke	3/8/2023	37	land/dwelling	\$265,000	2384 Hatchbrook Rd.
Silverstein	Tytell & Epstein	3/8/2023	36.82	land/dwelling	\$575,000	204 Reed Pond Rd.
Coville	VanGulden	3/16/2023	12.5	land	\$31,889	1748 Wild Branch Rd.
Guebara	Ganee	3/17/2023	6.3	land/dwelling	\$415,000	295 Creek Rd.
Fogg	Schwarz	4/4/2023	12.35	land	\$175,000	Ketchum Hill Rd.
Menard	Menard & Bjerke	5/23/2023	2	land	\$30,000	1329 West Hill Rd.
Crowley	Koopman	5/30/2023	0.43	land	\$20,000	Mill Village Rd.
NewRez, LLC & Mary E. Trayer	Yurt's for Life, LLC	6/12/2023	47	land/dwelling	\$61,205	7333 Vt. Rte. 14
Echeverria	Hughes & Narvekar	6/22/2023	8	land/dwelling	\$648,000	95 Reed Pond Rd.
Fuller Trust	Britton & Sorensen	6/27/2023	10.23	land	\$16,040	E. Craftsbury Rd.
Fuller Trust	The Daniels House, LLC	6/27/2023	5.6	land	\$29,700	E. Craftsbury Rd.
Fuller Trust	The Daniels House, LLC	6/27/2023	29.46	land	\$46,178	E. Craftsbury Rd.
Fuller Trust	HLF, LLC	6/27/2023	29.26	land	\$76,800	E. Craftsbury Rd.
Fuller Trust	HLF, LLC	6/27/2023	125.8	land	\$197,188	E. Craftsbury Rd.
Fuller Trust	HLF, LLC	6/27/2023	10.84	land/dwelling	\$313,200	870 East Craftsbury Rd.
Cenkl & Schoen	May & Perrin	7/12/2023	12.93	land/dwelling	\$350,000	878 Coburn Hill Rd.
Echeverria & Lapoint	Echeverria	8/9/2023	2.45	land/dwelling	\$262,000	95 Reed Pond Rd.
Ceraldi	School Hill LLC	9/1/2023	14.86	land	\$200,000	Black River Rd.
Holden Trust	Holden	9/13/2023	37.2	land/dwelling	\$169,600	584 Demeritt Rd.
Denton	Maynard	9/26/2023	3.87	land	\$40,000	Vt. Rte. 14
Mission New England, Inc.	Ledbetter	10/4/2023	276.08	land/dwellings	\$600,000	3705 Coburn Hill Rd.
Sweterlitsch	Rex & Miles	10/6/2023	.42 & .5	land/dwelling	\$675,000	580 Little Hosmer Rd.
Colt & Johnson	Wells & Thompson	10/23/2023	2.1	land/dwelling	\$258,000	619 Eden Mtn. Rd.
Aiston	Cunningham	12/15/2023	10.1	land/dwelling	\$1,050,000	218 Whetstone Brook Rd.
Smith, Jr. Estate	Hilbert	12/29/2023	56.3	land/dwelling	\$505,000	1666 South Albany Rd.





# 2024

## Craftsbury Town School District Annual Meeting Materials

**2022-2023 School Report**

**2023 Financial Report**  
(July 1, 2022 - June 30, 2023)

**2025 Proposed Budget**  
(July 1, 2024 - June 30, 2025)

### IMPORTANT DATES

**March 5, 2024, 9:00 AM**

*Annual School District Meeting,  
Craftsbury Academy Gymnasium*

### ADMINISTRATION

MATT FOSTER, PRINCIPAL

MELINDA MASCOLINO, ASSISTANT  
PRINCIPAL

DR. DAVID BAKER, SUPERINTENDENT

### SCHOOL BOARD

KASEY ALLEN, CHAIR

JARED NUNERY, VICE CHAIR

MICHELLE MENARD, CLERK

CEDAR HANNAN, MEMBER

ANNA SCHULZ, MEMBER

**[craftsbury.ossu.org](https://craftsbury.ossu.org)**



Dear Craftsbury Voters:

Please note that at the time of this report's printing, the state legislature was revising the new state education funding and tax formulas under Act 127. The Craftsbury Town District School Board developed the budget in this report and presented it for voter approval in Article 5 using state formulas that may change prior to town meeting. As the state formulas are not finalized, the budget and tax rates presented here may change.

The Craftsbury School Board plans to review any revisions that may come from the legislature and any amendments to the school budget and Article 5 will be ready before the floor vote on Tuesday March 5, 2024 and presented during the school meeting.

We appreciate your patience and understanding in this matter.

The Craftsbury School Board

Kasey Allen  
Cedar Hannan  
Michelle Menard  
Jared Nunery  
Anna Schulz

**WARNING**  
**Craftsbury Town School District**  
**ANNUAL SCHOOL DISTRICT MEETING**  
**March 5, 2024**

The legal voters of the Craftsbury Town School District are hereby notified and warned to meet at the Craftsbury Academy Gymnasium on Tuesday, March 5th, 2024 at 9:00 A.M. to act on the following articles:

**Article 1:** To elect the following officers for:

- School District Meeting Moderator
- School District Treasurer
- School District Clerk

**Article 2:** To elect the following school district officers for the ensuing year:

- School Board Director for a term of three years

**Article 3:** To elect the following school district officers for the ensuing year:

- School Board Director for a term of two years

**Article 4:** To see if the voters of the school district will authorize the following salaries to be paid for the officers and directors of the school district:


School Board Chair	\$ 000.00/ yr	District Treasurer	\$ 2,000.00/ yr
School Board Member	\$ 000.00/ yr	District Clerk	\$ 1,000.00 / yr

**Article 5:** Shall the voters of the school district approve the school board to expend \$5,703,092 which is the amount the school board has determined to be necessary for the ensuing fiscal year?


**Article 6:** To see if the voters of the school district will authorize the school board to borrow money in anticipation of state revenues.

**Article 7:** To transact any other business that may legally come before the meeting.

Dated at Craftsbury, Vermont this 17th day of January 2024

  
\_\_\_\_\_  
Michelle Warren  
\_\_\_\_\_  
CH

Craftsbury Town School District Directors

  
\_\_\_\_\_  
\_\_\_\_\_  
\_\_\_\_\_

Attest: Michelle Warren  
District Clerk



## Board Report 2024

Dear Craftsbury Community:

Greetings from your community School Board. We're sharing some news from this year in this letter, but as always please reach out to us, come to meetings, and check in with any Board member about our schools anytime. Community involvement strengthens our schools.

Developing a school district budget involves balancing our students' educational needs and our community's means. That task is complicated by ever changing variables from the state. This year is no different. The biggest change in the budget planning was delivered by Act 127, passed by the Vermont legislature in 2022. Act 127 intends to improve student equity by adjusting the school funding formula. Long story short, school districts with small rural schools, low-income students, and English language learners are receiving more money per student from the state than last year. Craftsbury is one of those school districts that is receiving more money per student under this act—which sounds like good news. However, it's not so simple, and complicated by one other variable from the state, the Common Level of Appraisal (CLA), which dictates how much we pay into the State's education fund. The state-issued CLA for Craftsbury has contributed to a significant increase in the tax rate. Because of these factors, your school board is proposing a budget that includes an increase in the tax rate of \$0.31, an increase of approximately \$305 on a \$100,000 home.

Last summer, our school district had approximately 40% of our faculty and staff move on to positions at other schools, other professions, or retire. Principal Matt Foster and his team led our schools through the hiring process that filled almost all open positions, growing our Craftsbury Academy community with a number of skilled, talented, and dynamic professionals. A remarkable achievement during a time when educators are leaving the education field across the U.S. One of the many new hires is Assistant Principal Ms. Melinda Mascolino. Ms. Mascolino has 29 years as a classroom teacher, special educator, assistant principal, principal, and director of early childhood education. Her work at Craftsbury focuses on elementary school instruction.

This winter saw the return of a long time favorite physical education program – CAPE. High school students chose activities ranging from skiing to rock climbing to ice fishing. These activities occurred over four weeks this winter.

Athletics continue to evolve and adapt to decreasing high school enrollment and participation. Women's Varsity basketball and soccer teams have joined with Hazen Union during this year, with planning ongoing for future years. A revival of athletics continues at the elementary and middle school levels, providing an opportunity for keeping and returning varsity teams to Craftsbury through increased involvement and interest at younger levels.

Overall, enrollment at Craftsbury Academy is fairly stable. Digging into the numbers reveals that enrollment at the elementary grades has increased significantly, with middle school remaining stable, and high school declining significantly. Our community needs to better understand if the significant growth in our lower grades will translate into a revival of high school enrollment or whether we face a future of persistent smaller high school grades. To help address this question in a transparent and inclusive way, the school board has hired a facilitator from the Vermont Rural Education Collaborative to lead a visioning process. Clarifying how the community wants to invest in our high school students will help the school board plan for long term investments in facilities and for the best outcome for our students and families.

The school district continues to make relatively small but meaningful investments in facilities (e.g. painting, replacing all lighting fixtures at all upper school buildings in 2023) and is eager to make smart and community supported investments across all facilities that support learning for Craftsbury students for the long term, something we are discussing in the ongoing visioning process. We encourage you to participate in this process and make your voice heard.

Submitted Respectfully by the Craftsbury Town School Board on January 18, 2024.

Dear Orleans Southwest Supervisory Union Communities:

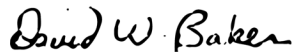
I am proud to be completing my second year as your superintendent of schools. The Supervisory Union represents the best of small, rural schools. There are serious strengths to small, rural schools including solid teacher-student ratios, volunteerism, active parent groups, and a sense of community both in and out of the buildings. That said, there are some financial challenges as we try to support our schools. All of our towns have a tradition of passing budgets and supporting public education. But the rural nature of our schools does present challenges like transportation, outside services, facility issues, and competitive teacher salaries so that we can continue to hire and retain the best in the field. The legislators recognized the financial needs of rural schools when they adopted Act 127. Essentially, this law changes the way that our daily average attendance is weighted. We no longer have what we called "Equalized Pupils" but, instead, we have a "Long Term Weighted Average Daily Membership" (LTWADM). The weights include sparsity which acknowledges the rural nature of what we do. It increases our ADM so that our cost per weighted pupil drops significantly. It really did have a positive impact on our tax rate as they apply to our overall expenditure budgets.

But within that silver lining, was a different type of problem that has caused those original lower tax rates to inflate. It is what we refer to as the Common Level of Appraisal (CLA). It is generated by the state's department of Property Valuation and Review. The local town does not control it. Because we have a statewide property tax generated by the value of our homes, the state wants to ensure that valuation matches appraisals across the state. The state does this on a percentage basis and calls it the CLA. If your CLA is at 100%, then it means your property values are consistent with the state's grand list. Therefore your property taxes are \$1.00 to \$1.00 in the tax formula. If your CLA drops below 100% then your tax rate goes up to make up the difference in the lower valuations of your properties. The state has to make sure that valuations are consistent. If a town has not been reappraised in a while, then it is more than likely that properties will not reflect their true value. That is exactly what has happened in all of our towns this year - some much worse than others. Our CLAs are all under 90% and some as low as 67%. This is causing our tax rates to be inflated. So, where ACT 127 really helped us, the CLA had an impact in the other direction. And the CLA has a dramatic impact - a change of a percentage or two can raise tax rates by nickels and not pennies. Our select boards are aware of the appraisal issues and are working at getting appraisals to match valuation.

The boards, upon the recommendation of administration, adopted responsible budgets that will support our students despite receiving the state's CLA number late in the budgeting process. We recognize that staffing patterns need to stay consistent, yet this is the year that all of the COVID federal money goes away. Our boards know that our students still need the academic, social, and emotional support to be successful. So, where possible, they have budgeted many of those positions that were supported by federal dollars. Without the bad news of the CLA, the tax rate increase would have been negligible - in some cases even going down. Because of the CLA, you will see some significant increases in the tax rate. Just keep in mind that the new tax formula maintains the Income Sensitivity provisions - in almost all of our towns, the majority of taxpayers are capped by income sensitivity.

I want to close by saying that we have great schools, great staff, great kids, great families, and great communities. As I said last year, it feels so good to be back in the Northeast Kingdom. Our family has been in this area for almost 40 years and this job feels like coming home. Please read the annual reports carefully and come to the school meetings (or in some cases the town meetings) with questions for clarification. Please reach out to me with questions ahead of time by email at [dbaker@ossu.org](mailto:dbaker@ossu.org).

Sincerely,

A handwritten signature in black ink that reads "David W. Baker". The signature is written in a cursive, slightly informal style.

Dr. David Baker



## Principal's Message 2024

As the school year hits the midway point, I am happy to share some of our developments and some of our successes to this point. This year has been marked by positive changes and enriching experiences that have significantly contributed to our students' well-being and educational growth. Much of this success is due to our community's financial support for our students and staff. Thank you.

One easily visible improvement is the refreshing of our facilities. The process began last year and picked up momentum this year. The school has transformed with new paint and replaced wood siding, creating a more vibrant and welcoming environment for our staff and students. Additionally, we have taken significant steps to enhance the safety of our facility by rekeying all locks and providing a secure space for everyone within the school community.

I am particularly thrilled to highlight the introduction of an inspiring program for our kindergarten through 5th grade students. Our students have been actively participating in the ECO program in collaboration with the North Branch Nature Center. This standards-based nature immersion program aims to develop a lasting relationship between our students and the natural world, fostering a sense of place and stewardship in our local community.

Throughout the school year, teachers, students, and ECO staff have dedicated at least two hours bi-weekly to explore forests, wetlands, and fields. Engaging in activities such as games, sensory experiences, journaling at sitting spots, and sharing in community circles around a fire, our students have been immersed in the wonders of the natural community right outside their classrooms. This hands-on approach aligns with Common Core and Next Generation Science Standards, providing a unique and enriching learning experience. This program was planned last year by staff, and we were able to get it up and running this year through federal funding.

The dedication of our teachers, the enthusiasm of our students, and the collaborative efforts of the North Branch Nature Center staff have made this program a tremendous success. We believe that experiences like these enhance academic learning and contribute to our students' holistic development.

Dan Mehegan, our English teacher, has been tasked with starting up our National Honor Society after it was put on hiatus, as were many other school programs, due to the COVID-19 outbreak a few years ago. This prestigious organization recognizes and celebrates our outstanding high school students' academic achievements, leadership, and service. The initiation of the National Honor Society reflects our commitment to fostering a culture of excellence and acknowledging the remarkable accomplishments of our students.



In addition to the National Honor Society, we are excited to reintroduce the CAPE program for high school students. The CAPE program has been designed to encourage our high school students to embrace the outdoors and actively participate in winter activities. This initiative promotes physical well-being and instills a sense of adventure and camaraderie among our high school students. Students will be able to participate in activities such as snowshoeing, cross-country skiing, ice fishing, dog sledding, downhill skiing, or snowboarding. We are thankful to Jess Barber, our PE teacher, who has brought this program back online for our students.

Our new middle school teachers have made significant strides in building a strong sense of community through various outdoor learning experiences. Incorporating outdoor activities has created a dynamic and engaging learning environment that fosters collaboration and teamwork among our middle school students. These experiences go beyond traditional classroom boundaries, providing students with unique opportunities for personal and academic growth. As the team plans for next year, we are hoping to provide more outdoor learning activities through a week-long learning experience through Nature's Classroom.

Last year, we started our chess club with the help of Todd Rivvers. This year, Todd is one of our new middle school teachers and has helped develop the chess program throughout our school community. As part of our commitment to promoting strategic thinking and intellectual development, our school is excited to host the 2024 Vermont State Scholastic Chess Championships in March. This event brings together students and families from across the region to showcase their chess skills and strategic thinking abilities. We believe that activities like these contribute not only to academic excellence but also to the development of critical thinking and problem-solving skills.

The success of these initiatives is a testament to the collaborative spirit and passion for education that defines our Craftsbury School community. I want to express my sincere appreciation to our students, teachers, and the entire community for making these programs and events possible.

As we celebrate achievements from this year and last, we look forward to continued growth and success. Thank you for your ongoing support and commitment to the education and well-being of our students.

Sincerely,

Matthew Foster  
Principal  
Craftsbury Schools

# FY23 Cash Flow Craftsbury Town School District

	July-22	August-22	September-22	October-22	November-22	December-22	January-23	February-23	March-23	April-23	May-23	June-23	FTD
<b>Beginning Balance:</b>	647,472.82	899,874.57	714,487.40	1,279,066.53	990,419.75	1,472,388.83	2,257,295.97	2,159,326.01	1,757,197.63	1,580,998.17	2,066,108.51	1,881,784.05	647,472.82
<b>Receipts - (Add)</b>													
<b>LOCAL SOURCES</b>													
Tuition-Pub VT LEAs-Prek					522.30	208.92	9,140.00			1,097.00	1,828.00		12,796.22
Tuition-Pub VT LEAs-Secondary							212,500.00	8,500.00	28,900.00	230,180.00	28,000.00		508,080.00
Invest Interest Earned	1,300.21	1,017.65	1,289.37	1,313.37	1,482.86	2,606.08	2,679.66	2,289.63	2,036.10	1,680.54	2,265.38	1,999.78	21,960.63
Food Serv-Sales to Stu													
Food Serv-Sales to Adlts	16.50		535.00	444.00	251.00	270.50	100.00	423.00	657.00	533.00	104.70	264.75	3,599.45
Food Serv-Other Local													
Admissions													
Other Revenues-Rentals	867.67	100.00	100.00	100.00	100.00	100.00	120.00	120.00	120.00	120.00	120.00	120.00	1,220.00
Serv to Pub VT LEAs	20,826.96	4,013.22	828.03	532.00	585.00	20.00	44,426.54	5,610.03	1,819.90	766.48	2,500.00	7,743.72	7,244.18
Misc Other Local Revenue								720.00		4,062.17			88,077.54
<b>SUBGRANTS-OSSU</b>													
Othr Subgrt	3,324.52	3,720.38									6,545.18		13,590.08
Food Service Revenue	22,739.87												22,739.87
<b>STATE SOURCES</b>													
Education Spending Grant			756,113.00		900,000.00	1,088,692.80				475,017.33			3,219,823.13
Small Schools Grant			45,821.00			45,820.00				45,820.00			137,461.00
Reimburs-Drivers Ed													
High School Completion													
<b>OTHER SOURCES</b>													
Adjustments to Prior Year		2,260.93	248.56										2,509.49
Voided checks & chargebacks													75.00
Tax Anticipation Note	675,000.00		806.40	806.40	806.40	1,426.40	30,806.40	117,248.36	(3,707.73)	570.00	(5,535.79)		675,000.00
Grants	(4,819.81)	(9,093.55)	(2,963.28)	(363.93)	(1,919.68)	(210.54)	(2,835.25)	(5,475.79)	29,825.27	(5,906.30)		28.53	152,470.36
Less Recording to Further	719,255.92	2,018.63	802,778.08	2,831.84	901,827.88	1,138,934.16	296,937.35	129,435.23		754,015.22	35,827.47	10,156.78	(42,803.12)
<b>Total Receipts:</b>													4,823,843.83
<b>Disbursements - (Subtract)</b>													
<b>CURRENT EXPENSES</b>													
Payroll Warrants	25,915.23	31,099.63	114,567.81	115,382.71	139,934.70	193,784.55	124,243.90	124,004.62	128,955.69	125,802.62	124,487.75	418,711.67	1,666,890.88
Vendor Warrants	440,938.94	156,306.17	123,631.14	176,095.91	279,924.10	158,342.47	270,663.41	407,558.99	77,069.04	143,102.26	95,664.18	905,254.58	3,234,551.19
Auto-Debit for H.R.A/H.S.A/F.S.A						1,900.00						1,900.00	3,800.00
<b>Total Disbursements:</b>	466,854.17	187,405.80	238,198.95	291,478.62	419,858.80	354,027.02	394,907.31	531,563.61	206,024.73	268,904.88	220,151.93	1,325,866.25	4,905,242.07
<b>Ending Cash Balance:</b>	899,874.57	714,487.40	1,279,066.53	990,419.75	1,472,388.83	2,257,295.97	2,159,326.01	1,757,197.63	1,580,998.17	1,066,108.51	1,881,784.05	566,074.58	

*Yvette R. Brown*

10/11/2023

## Craftsbury FY25 Proposed Budget by Function

FUNCTION	FUNCTION DESCRIPTION	FY22 ACTUAL	FY23 BUDGET	FY23 ACTUAL	FY24 BUDGET	FY25 PROPOSED	Variance \$	Variance (%)
1101	Direct Instruction	\$ 1,631,879.77	\$ 1,673,733.62	\$ 1,687,546.76	\$ 1,764,411.45	\$ 2,090,156.77	\$ 325,745.32	18.46%
1102	Math Dept		\$ 9,250.00	\$ 1,228.40	\$ 9,250.00	\$ 1,500.00	\$ (7,750.00)	-83.78%
1103	English Dept	\$ 857.85	\$ 2,600.00	\$ 1,877.27	\$ 2,600.00	\$ 2,600.00	\$ -	0.00%
1104	Music Dept	\$ 1,790.50	\$ 2,700.00	\$ 936.71	\$ 2,850.00		\$ (2,850.00)	-100.00%
1105	PE Dept	\$ 579.13	\$ 750.00	\$ 101.55	\$ 750.00		\$ (750.00)	-100.00%
1106	Art Dept	\$ 1,936.71	\$ 1,000.00	\$ 643.38	\$ 3,000.00	\$ 3,500.00	\$ 500.00	16.67%
1107	World Language Dept	\$ 575.95	\$ 1,000.00	\$ 1,535.27	\$ 1,250.00	\$ 1,750.00	\$ 500.00	40.00%
1108	Science Department	\$ 1,507.39	\$ 1,500.00	\$ 1,715.29	\$ 2,000.00	\$ 2,000.00	\$ -	0.00%
1109	Social Studies Department	\$ 462.68	\$ 1,750.00	\$ 1,076.80	\$ 3,250.00	\$ 3,250.00	\$ -	0.00%
1111	Driver Education Department	\$ 880.29	\$ 12,194.04	\$ -	\$ 8,732.25	\$ 5,000.00	\$ (3,732.25)	-42.74%
1301	Vocational Education	\$ 83,555.66	\$ 82,443.20	\$ 85,680.50	\$ 63,403.20	\$ 31,796.80	\$ (31,606.40)	-49.85%
1401	Athletics	\$ 70,448.91	\$ 78,652.58	\$ 88,206.88	\$ 112,703.54	\$ 172,590.17	\$ 59,886.63	53.14%
1501	Co-Curricular	\$ 14,871.15	\$ 22,074.64	\$ 7,962.89	\$ 27,623.63	\$ 37,702.25	\$ 10,078.62	36.49%
2120	Guidance Services	\$ 142,747.96	\$ 151,606.91	\$ 147,442.24	\$ 165,015.53	\$ 161,150.62	\$ (3,864.91)	-2.34%
2131	Health Services	\$ 1,171.59	\$ 3,698.00	\$ 1,817.51	\$ 4,700.00	\$ 10,300.00	\$ 5,600.00	119.15%
2152	Speech Pathology	\$ 492.53	\$ 26,169.32	\$ -	\$ -		\$ -	0.00%
2190	Othr Support Serv-Stu	\$ 24,894.94	\$ 25,753.58	\$ 79,396.42	\$ 89,763.73	\$ 287,232.59	\$ 197,468.87	219.99%
2219	Othr Instruct Improve	\$ 9,502.12	\$ 10,699.34	\$ 15,389.17	\$ 14,661.99	\$ 11,951.25	\$ (2,710.73)	-18.49%
2220	Library/Media Services	\$ 74,112.19	\$ 81,426.47	\$ 75,992.26	\$ 88,844.60	\$ 93,102.02	\$ 4,257.42	4.79%
2230	Technology fr Instruct			\$ -	\$ 750.00	\$ 1,000.00	\$ 250.00	33.33%
2290	Othr Supp Srv-Instruct Sft			\$ 2,628.93	\$ 3,100.00	\$ 142,460.77	\$ 139,360.77	4495.51%
2311	Board of Education	\$ 3,947.54	\$ 2,421.98	\$ 4,122.19	\$ 4,276.49	\$ 4,243.87	\$ (32.62)	-0.76%
2313	Board Treasurer	\$ 5,424.19	\$ 5,434.54	\$ 5,422.42	\$ 3,280.56	\$ 4,385.93	\$ 1,105.36	33.69%
2315	Legal Services	\$ 844.00	\$ 5,000.00	\$ 5,112.50	\$ 5,000.00	\$ 5,000.00	\$ -	0.00%
2410	Office of the Principal	\$ 272,965.23	\$ 263,736.54	\$ 261,821.85	\$ 278,331.20	\$ 441,425.34	\$ 163,094.14	58.60%
2490	Othr Supp Srv-Schl Admin			\$ 46,966.03	\$ 113,299.49	\$ 41,971.34	\$ (71,328.15)	-62.96%
2510	Fiscal Services	\$ 3,814.52	\$ 5,000.00	\$ 8,414.38	\$ 8,500.00	\$ 20,900.00	\$ 12,400.00	145.88%
2560	Public Information Services			\$ 2,607.35	\$ 12.80	\$ 1,000.00	\$ 987.20	7712.50%
2580	Administrative Technology Services	\$ 560.85	\$ 2,500.00	\$ 7,785.45	\$ 2,500.00	\$ 2,500.00	\$ -	0.00%
2590	Othr Supp Srv-Ctrl Serv	\$ 748,610.00	\$ 760,552.00	\$ 762,882.00	\$ 810,776.97	\$ 1,110,210.12	\$ 299,433.15	36.93%
2610	Operation of Buildings	\$ 118,459.99	\$ 160,165.44	\$ 155,486.97	\$ 157,983.00	\$ 192,174.14	\$ 34,191.14	21.64%
2620	Maintenance of Buildings	\$ 22,597.32	\$ 7,250.00	\$ 16,898.80	\$ 12,500.00	\$ 12,500.00	\$ -	0.00%
2630	Care and Upkeep of Grounds	\$ 19,257.42	\$ 20,800.00	\$ 17,152.48	\$ 20,750.00	\$ 22,500.00	\$ 1,750.00	8.43%
2640	Care and Upkeep of Equipment		\$ 1,250.00	\$ 2,500.00		\$ 3,000.00	\$ 3,000.00	0.00%
2660	Security	\$ 659.94		\$ 75.96	\$ 500.00	\$ 2,500.00	\$ 2,000.00	400.00%
2670	Safety	\$ 4,780.60	\$ 4,750.00	\$ 1,820.16	\$ 4,250.00	\$ 4,250.00	\$ -	0.00%
2680	Othr Op/Maint of Plant	\$ 227,919.83	\$ 233,666.09	\$ 152,024.80	\$ 160,943.43	\$ -	\$ (160,943.43)	-100.00%
2715	Field Trips-Edu Related	\$ 4,695.00	\$ 11,500.00	\$ 4,125.00	\$ 11,500.00	\$ 15,500.00	\$ 4,000.00	34.78%
2716	Extra/Co-Curricular	\$ 27,097.24	\$ 22,600.00	\$ 32,509.50	\$ 30,000.00	\$ 37,600.00	\$ 7,600.00	25.33%
2730	Vehicle Serv/Maint					\$ 1,000.00	\$ 1,000.00	0.00%
2790	Othr Stu Transp Serv			\$ 3,240.00		\$ 3,500.00	\$ 3,500.00	0.00%
3100	Food Services Operations	\$ 120,864.31	\$ 72,050.00	\$ 61,784.53	\$ 89,804.85	\$ 59,500.00	\$ (30,304.85)	-33.75%
4300	Architect/Engineering	\$ 579.86	\$ 17,700.00	\$ 17,393.57			\$ -	0.00%
4500	Building Acquire/Construct		\$ 5,000.00	\$ -			\$ -	0.00%
5020	Debt Serv-Cap Construct	\$ 317,500.00	\$ 317,500.00	\$ 317,500.00	\$ 317,500.00	\$ 317,500.00	\$ -	0.00%
5090	Debt Service - Other			\$ 32,486.34			\$ -	0.00%
5390	Fund Transfers	\$ 87,669.50		\$ 115,088.62	\$ -	\$ 340,888.10	\$ 340,888.10	0.00%
Grand Total		\$ 4,050,514.66	\$ 4,107,878.28	\$ 4,236,399.13	\$ 4,400,368.70	\$ 5,703,092.09	\$ 1,302,723.38	29.60%

## Craftsbury Town School District FY25 Proposed Revenue Budget

	FY22 Actual	FY23 Actual	FY24 Budget	FY25 Proposed	Variance (\$)	Variance (%)
Tuition-Students	\$ 17,000.00			\$ 7,768.00	\$ 7,768.00	0.00%
Tuition-Pub VT LEAs-Prek	\$ 21,721.15	\$ 12,796.22	\$ 11,292.00		\$ (11,292.00)	-100.00%
Tuition-Pub VT LEAs-Elementary		\$ 28,000.00	\$ 28,000.00		\$ (28,000.00)	-100.00%
Tuition-Pub VT LEAs-Secondary	\$ 550,800.00	\$ 480,080.00	\$ 408,000.00	\$ 391,000.00	\$ (17,000.00)	-4.17%
Invest Interest Earned	\$ 11,914.44	\$ 13,547.46	\$ 16,000.00	\$ 38,695.00	\$ 22,695.00	141.84%
Food Serv-Sales to Stu			\$ 18,000.00		\$ (18,000.00)	-100.00%
Food Serv-Sales to Adlts	\$ 4,645.20	\$ 2,839.20	\$ 4,650.00	\$ 2,800.00	\$ (1,850.00)	-39.78%
Food Serv-Othr Local	\$ 1,620.50	\$ 743.75	\$ 1,650.00	\$ 750.00	\$ (900.00)	-54.55%
Other Revenues-Rentals	\$ 1,200.00	\$ 1,220.00	\$ 1,200.00	\$ 1,200.00	\$ -	0.00%
Contributions/Donations	\$ 899.77				\$ -	0.00%
Serv to Pub VT LEAs	\$ 11,087.84	\$ 6,376.51			\$ -	0.00%
Refund of PY Expenditure	\$ 119,713.38	\$ 3,512.47			\$ -	0.00%
Misc Other Local Revenue	\$ 1,628.77	\$ 3,246.26	\$ 1,500.00	\$ 1,500.00	\$ -	0.00%
Admissions					\$ -	0.00%
<b>Total Local Sources</b>	<b>\$742,231.05</b>	<b>\$552,361.87</b>	<b>\$490,292.00</b>	<b>\$443,713.00</b>	<b>\$ (46,579.00)</b>	<b>-9.50%</b>
St School Lunch Match	\$ 1,152.82				\$ -	0.00%
St CN Breakfast	\$ 310.22				\$ -	0.00%
Fed School Lunch		\$ 49,336.33		\$23,458.57		
SG: Child Nutrition Seamless Summer Option	\$ 126,553.25				\$ -	0.00%
Othr Subgtr	\$ 4,931.19	\$ 6,545.18			\$ -	0.00%
<b>Total SUBGRANTS-OSSU</b>	<b>\$132,947.48</b>	<b>\$55,881.51</b>	<b>\$0.00</b>	<b>\$23,458.57</b>	<b>\$23,458.57</b>	<b>0.00%</b>
Education Spending Grant	\$2,981,926.00	\$ 3,200,917.00	\$ 3,599,687.57	\$ 5,152,438.44	\$ 1,552,750.87	43.14%
Tech Center on Behalf Payments	\$ 42,950.00	\$ 44,033.00	\$ 36,217.08	\$ 18,979.55	\$ (17,237.53)	-47.60%
Small Schools Grant	\$ 137,461.00	\$ 137,461.00	\$ 137,461.00	\$ -	\$ (137,461.00)	-100.00%
Reimburs-Drivers Ed	\$ 3,035.66		\$ 3,000.00		\$ (3,000.00)	-100.00%
ELL Grant				\$ 25,000.00		
High School Completion	\$ 16,194.00	\$ 10,699.00	\$ 15,000.00	\$ 10,500.00	\$ (4,500.00)	-30.00%
<b>Total State Sources</b>	<b>\$3,181,566.66</b>	<b>\$3,393,110.00</b>	<b>\$3,791,365.65</b>	<b>\$5,206,917.99</b>	<b>\$1,415,552.34</b>	<b>37.34%</b>
Commodities	\$ 6,796.84	\$ 6,989.30	\$ 6,800.00	\$ 7,000.00	\$ 200.00	2.94%
<b>Total Federal Sources</b>	<b>\$6,796.84</b>	<b>\$6,989.30</b>	<b>\$6,800.00</b>	<b>\$7,000.00</b>	<b>\$200.00</b>	<b>2.94%</b>
TRNSFRS fr Rsrv			\$ 115,088.62	\$ 22,002.53	\$ (93,086.09)	-80.88%
Other Transfers		\$ 325.52				
Adjustments to Prior Year	\$ 2,226.00	\$ 9,018.12			\$ -	0.00%
Capitol Leases		\$ 32,486.34				
VISBIT Refund		\$ 5,470.88				
<b>Total Other Sources</b>	<b>\$2,226.00</b>	<b>\$47,300.86</b>	<b>\$115,088.62</b>	<b>\$22,002.53</b>	<b>-(93,086.09)</b>	<b>-80.88%</b>
<b>TOTAL REVENUE</b>	<b>\$ 4,065,768.03</b>	<b>\$ 4,055,643.54</b>	<b>\$ 4,403,546.26</b>	<b>\$ 5,703,092.09</b>	<b>\$ 1,299,545.82</b>	<b>29.51%</b>
Offsetting Local Revenue	\$ 1,040,892.03	\$ 810,693.54	\$ 767,641.62	\$ 531,674.10	\$ (235,967.52)	-30.74%
Education Fund Needed	\$ 3,024,876.00	\$ 3,244,950.00	\$ 3,635,904.65	\$ 5,171,417.99	\$ 1,535,513.34	42.23%

**Craftsbury School District**  
**Budget Notes**  
**FY25 (2024-2025)**

*With your continued support of Craftsbury Schools and our budget, the Board and its staff continue to improve the education of our greatest resource, our children.*

The proposed FY25 budget brings an estimated increase of \$0.31 in the actual homestead tax rate for our homesteads.

Craftsbury's estimated Actual Homestead tax rate is \$2.00 per \$100 of assessed home value, an increase of \$0.31. This translates to an estimated increase of \$305.78 on a house valued at \$100,000.

**Some points of interest that affect this budget include the following:**

**REVENUES**

- Tuition broken out by levels; projecting total of 2FTE preschool tuition students, 0FTE elementary tuition students, and 23FTE secondary tuition students. Overall tuition revenue decrease of \$48,524.
- Interest Revenue increase by \$22,695 due to investing in an ICS bank account with higher interest rates.
- Decrease of \$18,000 of student meal revenue due to Universal Free Meals.
- All of the FY23 budget surplus was applied to the FY25 budget: \$22,002.53, which was a decrease of revenue of \$93,086.09 from FY24.

**EXPENSES**

- This budget continues to preserve all academic programs and staffing.
- This budget increases the Athletic Director position from a 0.8FTE to a 1.0FTE position.
- This budget increases the Pre-K Teacher position from a 0.6FTE to a 1.0FTE position.
- This budget increases the Pre-K Instructional Assistant from a 0.46FTE to a 1.0FTE position.
- This budget includes 3.6FTE Interventionist positions that were previously funded by federal grants.
- This budget increases the total Athletics budget by 53.14% or \$59,886.63.
- This budget increases the total Co-curricular budget by 36.49% or \$10,078.62.
- There was a 16% cost increase in health insurance absorbed in this FY25 budget.
- This budget includes a \$340,888.10 transfer to the Building Capital fund for future capital projects.
- This budget includes \$25,000 for additional behavioral support contract.
- This budget includes \$22,750 for Nature's Classroom.
- This budget includes an additional \$5,000 for CAPE.
- This budget includes \$13,900 for field trips such as Hosmer Point.

**SUMMARY**

- Total expenditures are up \$1,302,723.
- Local Revenues are down (\$235,967.52).
- This results in a \$1,535,513.34 increase in Education Spending.
- ACT 127 changed Equalized Pupils to Long Term ADM (Average Daily Membership), which also increased 75.34 from the year prior. This is due to increased poverty weights.
- Education Spending per Equalized Pupil is increasing 8.24%.
- CLA decreased 9.68%, causing a \$0.23 tax increase alone.
- All of this contributes to the increase in the tax rate which can be better understood by following the tax impact calculations and explanations.

Voters are encouraged to review the 2022-2023 Craftsbury Town School Report to learn more about the educational programming and goals that will be supported by this budget.

# Act 127: FY25 Tax Impact on Craftsbury Town School District

	FY24 Approved	FY24 Act 127	FY25 Proposed	Change (\$)	Change (%)	Notes
Education Spending	\$ 3,635,905.00	\$ 3,635,905.00	\$ 5,171,417.99	\$ 1,535,512.99	42.23%	
(/) Pupils (LT ADM)	158.86	239.92	315.26			
(=) Per EqPup Ed Spending	\$ 22,887.48	\$ 15,154.66	\$ 16,403.66	\$ 1,249.00	8.24%	>10% =tax review
(/) Property Yield	\$ 15,443.00		\$ 9,171.00			
(=) Homestead Tax Rate	\$ 1.4821		\$ 1.7886	\$ 0.31	20.69%	5% tax rate cap
Capped Tax Rate			\$ 1.56	\$ 0.07	5%	Using Cap
(/) CLA (FY24 = 77.84)		77.84%	FY25 Tax Impact	FY24 Actual	Increase	On \$100,000 Home
			\$ 2.00	\$ 1.69	\$ 0.31	\$ 305.78

## OSSU & Member School Districts Tax Rate Calculation Description

### Tax Impact Explanation:

- **Education Spending (ES):** total expenditures, meaning the total money spent to operate all school district programs, minus local revenues (non-property income tax revenue). Education Spending represents the amount received from the State Education Fund.
- **Pupils (LT ADM: Long Term Average Daily Membership):** the average number of the district's students for the prior two years, weighted based on a variety of factors such as sparsity, small schools, poverty, and grade levels served (Prek, K-5, 6-8, 9-12). This includes new factors under the new state education funding formula outlined in Act 127.
- **Per EdPup Ed Spending:** Education Spending divided by Pupils (LTADM).
- **Property Yield:** Number set by the VT state legislature in order to raise enough tax revenue to cover the statewide education budget across the expected statewide grand list (a listing of all properties and their values in the state).
- **Homestead Tax Rate:** Per EqPup Ed Spending divided by the Property Yield. This is what the estimated tax rate would be if the town met the following criteria: has a 100% Common Level of Appraisal (see below), is a single district, and does not need to use the expected 5% tax cap.
- **Capped Tax Rate:** Act 127 included provisions to cap tax rate increases at 5% before adjusting based on the Common Level of Appraisal.
- **Common Level of Appraisal (CLA):** the relationship of each town's grand list of all real property to market value. A CLA of 100% means that a town's grand list value matches market value. The CLA is calculated by the state and is based on actual property sales in a community throughout the year. This is used in the tax calculation to represent fairness across all towns in the state.
- **Actual Homestead Tax Rate:** the estimated homestead education property tax that will appear on each town's property tax bill. This is in the boxed area under the heading "FY25 Tax Impact" and is calculated by dividing the Homestead Tax Rate (or Capped Tax Rate, if applicable) by the town's Common Level of Appraisal.
- **Homestead Tax Rate Increase/(Decrease)** over the previous year's tax rate is under the heading "Increase" within the box.
- **Total estimated dollar increases** are shown for properties assessed at \$100,000 assuming no income sensitivity adjustment.

*Please note: the state legislature has not yet set the final property yield, therefore these calculations are estimates.*

<b>District: Craftsbury</b> <b>SU: Orleans Southwest</b>		FY25 is the first year of Act 127 Long Term Weighted Average Daily Membership for pupil counts. Equalized pupils are shown for FY22 - FY24. LTWADM is required			<b>T055</b> Orleans County	Property dollar equivalent yield 9,171	<--See bottom note	Homestead tax rate per \$9,171 of spending per LTWADM 1.00	
						10,227		Income dollar equivalent yield per 2.0% of household income	
<b>Expenditures</b>			<b>FY2022</b>	<b>FY2023</b>	<b>FY2024</b>		<b>FY2025</b>		
1.	<b>Budget</b> (local budget, including special programs, and full technical center expenditures)		\$4,059,066	\$4,109,542	\$4,403,546		\$5,703,092		1.
2.	plus Sum of separately warned articles passed at town meeting	+	-	-	-				2.
3.	<b>Locally adopted or warned budget</b>		\$4,059,066	\$4,109,542	\$4,403,546		\$5,703,092		3.
4.	plus Obligation to a Regional Technical Center School District if any	+	-	-	-				4.
5.	plus Prior year deficit repayment of deficit	+	-	-	-				5.
6.	<b>Total Expenditures</b>		\$4,059,066	\$4,109,542	\$4,403,546		\$5,703,092		6.
7.	S.U. assessment (included in local budget) - informational data		-	\$1,234,259	\$1,285,709		\$1,110,210		7.
8.	Prior year deficit reduction (included in expenditure budget) - informational data		-	-	-		-		8.
<b>Revenues</b>									
9.	Offsetting revenues (categorical grants, donations, tuitions, surplus, etc.)		\$1,034,190	\$864,592	\$767,641		\$531,674		9.
10.	<b>Offsetting revenues</b>		\$1,034,190	\$864,592	\$767,641		\$531,674		10.
11.	<b>Education Spending</b>		\$3,024,876	\$3,244,950	\$3,635,905		\$5,171,418		11.
12.	Pupils (eqpup FY22 - FY24, LTWADM FY25)		162.66	161.55	158.86		315.26		12.
13.	<b>Education Spending per Pupil</b>		\$18,596.31	\$20,086.35	\$22,887.48		\$16,403.66		13.
14.	minus Less ALL net eligible construction costs (or P&I) per Pupil pupil	-	\$1,951.92	\$1,965.34	\$1,998.62		\$1,007.11		14.
15.	minus Less share of SpEd costs in excess of \$66,446 for an individual (per pupil)	-	\$46.92	-	-		-		15.
			based on \$60,000	based on \$60,000	based on \$66,206		based on \$66,446		
16.	minus Less amount of deficit if deficit is SOLELY attributable to tuitions paid to public schools for grades the district does not operate for new students who moved to the district after the budget was passed (per eqpup)	-	-	-	-		-		16.
17.	minus Less SpEd costs if excess is solely attributable to new SpEd spending if district has 20 or fewer pupils	-	-	-	-		-		17.
18.	minus Estimated costs of new students after census period (per pupil)	-	-	-	-		-		18.
19.	minus Total tuitions if tuitioning ALL K-12 unless electorate has approved tuitions greater than average announced tuition (per pupil)	-	-	-	-		-		19.
20.	minus Less planning costs for merger of small schools (per pupil)	-	-	-	-		-		20.
21.	minus Teacher retirement assessment for new members of Vermont State Teachers' Retirement System on or after July 1, 2015 (per pupil)	-	\$56.29	\$95.46	\$132.99		\$72.04		21.
22.	minus Costs incurred when sampling drinking water outlets, implementing lead remediation, or retesting.	-	\$56.29	\$95.46	\$132.99		-		22.
23.	Excess spending threshold		threshold = \$18,789	threshold = \$19,997	threshold = \$22,204		threshold = \$23,193		23.
24.	plus Excess Spending per Pupil over threshold (if any)	+	\$18,789.00	\$19,997.00	\$22,204.00		\$23,193.00		24.
25.	Per pupil figure used for calculating District Equalized Tax Rate		Suspended thru FY25	Suspended thru FY25	Suspended thru FY25		Suspended thru FY25		25.
			\$18,596	\$20,086	\$22,887		\$16,403.66		
26.	District spending adjustment (minimum of 100%)		164.322%	150.866%	148.206%		178.864%		26.
			based on yield \$11,317	based on yield \$13,314	based on \$15,443		based on \$9,171		
<b>Prorating the local tax rate</b>									
27.	Anticipated district equalized homestead tax rate (to be prorated by line 30) [\$16,403.66 ÷ (\$9,171 ÷ \$1.00)]		\$1.6432	\$1.5087	\$1.4821		\$1.7886		27.
			based on \$1.00	based on \$1.00	based on \$1.00		based on \$1.00		
28.	Act 127 tax cap (FY25 - FY29 eligible)						\$1.5562		28.
29.	Percent of Craftsbury pupils not in a union school district		100.00%	100.00%	100.00%		100.00%		29.
30.	Portion of district eq homestead rate to be assessed by town (100.00% x \$1.79)		\$1.6432	\$1.5087	\$1.4821		\$1.5562		30.
31.	<b>Common Level of Appraisal (CLA)</b>		97.44%	94.87%	87.52%		77.84%		31.
32.	Portion of actual district homestead rate to be assessed by town (\$1.5562 / 77.84%)		\$1.6864	\$1.5903	\$1.6934		\$1.9992		32.
			based on \$1.00	based on \$1.00	based on \$1.00		based on \$1.00		
		If the district belongs to a union school district, this is only a <b>PARTIAL</b> homestead tax rate. The tax rate shown represents the estimated portion of the final homestead tax rate due to spending for students who do not belong to a union school district. The same holds true for the income cap percentage.							
33.	Anticipated income cap percent (to be prorated by line 30) [(\$16,403.66 ÷ \$10,227) x 2.00%]		2.70%	2.52%	2.61%		3.21%		33.
			based on 2.00%	based on 2.00%	based on 2.00%		based on 2.00%		
34.	Portion of district income cap percent applied by State (100.00% x 3.21%)		2.70%	2.52%	2.61%		3.21%		34.
			based on 2.00%	based on 2.00%	based on 2.00%		based on 2.00%		
35.			-	-	-		-		35.
36.			-	-	-		-		36.
		- Using the revised January 9th, 2024 Education Fund Outlook FY25 forecast, the FY25 education fund need results in a property yield of \$9,171 for every \$1.00 of homestead tax per \$100 of equalized property value, an income yield of \$10,227 for a base income percent of 2.0%, and a non-residential tax rate of \$1.452. These figures use the estimated \$13,000,000 surplus from the Education Fund. <u>New and updated data will likely change the proposed property and income yields and perhaps the non-residential rate.</u>  - Final figures will be set by the Legislature during the legislative session and approved by the Governor. - The base income percentage cap is 2.0%.							



## Craftsbury Town School District

### 2022-2023 Employee Report

This is a comprehensive list of all contracted employee earnings for the fiscal year

Name	Description	FTE	Position Days	Contract Amount	FLT Amount	Stipend Amount	Total
Baggett, William C	English Language Arts Teacher	1	56	\$ 13,706.98	\$ 1,462.50	\$ 3,350.00	\$ 18,519.48
Bailey, Chairity L	Floating Support Staff	1	192	\$ 22,566.40	\$ -	\$ 1,741.90	\$ 24,308.30
Barber, Jessica M	Physical Education	0.8	185	\$ 32,344.00	\$ -	\$ 3,267.40	\$ 35,611.40
Bean, Connor A	Athletic Director	0.5	185	\$ 25,000.00	\$ 315.00	\$ 1,276.68	\$ 26,591.68
Bean, Connor A	Work Based Learning Coordinator	0.5	185	\$ 21,024.00	\$ 315.00	\$ 340.92	\$ 21,679.92
Billings, Christina L	Learning Lab Student Supervisor	1	192	\$ 26,100.48	\$ -	\$ -	\$ 26,100.48
Bjerke, Ryan	Dean of Students	0.5	211	\$ 28,398.49	\$ 1,608.75	\$ -	\$ 30,007.24
Bjerke, Ryan	Facilities Manager	0.5	211	\$ 28,398.49	\$ 1,608.75	\$ -	\$ 30,007.24
Considine, Alana	World Language	1	185	\$ 58,826.00	\$ -	\$ -	\$ 58,826.00
Drown, Marquise M	Admin Asst/Registrar	1	192	\$ 27,695.28	\$ -	\$ -	\$ 27,695.28
Dubuque, Dominique M	Social Studies	1	185	\$ 67,518.00	\$ -	\$ 6,970.14	\$ 74,488.14
Dunbar, Lily M	Grade 5	1	185	\$ 44,271.00	\$ 517.50	\$ 717.90	\$ 45,506.40
Dutton, Jean E	Math Coach	0.08	185	\$ 5,919.00	\$ -	\$ -	\$ 5,919.00
Dutton, Jean E	Math Interventionist	0.32	185	\$ 23,676.00	\$ -	\$ -	\$ 23,676.00
Fogg, Margaret F	Grade 2	1	185	\$ 70,449.00	\$ -	\$ -	\$ 70,449.00
Foster, Matthew Y	Principal	1	261	\$ 105,000.00	\$ -	\$ 2,200.00	\$ 107,200.00
Garske, William James III	Math	1	185	\$ 47,202.00	\$ -	\$ 5,417.67	\$ 52,619.67
Greenia, Merri A	LT Sub - Grade 2	0.8	40	\$ 10,839.70	\$ 135.00	\$ -	\$ 10,974.70
Grossman, Hallie M	Grade 3	1	185	\$ 40,430.00	\$ -	\$ 437.08	\$ 40,867.08
Guebara, Sally E	Guidance Counselor	1	185	\$ 73,987.00	\$ 427.50	\$ 7,179.77	\$ 81,594.27
Higgins, Julie T	Grade 3	1	185	\$ 58,508.02	\$ -	\$ -	\$ 58,508.02
Langdeau, Sydney J	Middle School Language Arts	1	185	\$ 43,664.00	\$ 3,600.00	\$ -	\$ 47,264.00
Linck, Jennifer	Library & Media Specialist	0.8	185	\$ 53,529.60	\$ -	\$ -	\$ 53,529.60
Mehegan, Daniel P	LT Sub - English Language Arts Teacher	1	96	\$ 34,721.90	\$ -	\$ -	\$ 34,721.90
Mesa, Valerie	Kindergarten	1	185	\$ 62,060.00	\$ 6,165.00	\$ -	\$ 68,225.00
Prouty, Dana N	Music	1	185	\$ 43,664.00	\$ 1,080.00	\$ -	\$ 44,744.00
Reed, Megan E.	Science	1	185	\$ 67,518.00	\$ -	\$ -	\$ 67,518.00
Santamore, Jason A	Custodian	1	184	\$ 27,151.36	\$ -	\$ 1,000.00	\$ 28,151.36
Smith, Alan M Jr	Custodian	1	74	\$ 10,384.54	\$ 492.19	\$ 303.88	\$ 11,180.61
Smith, Joseph D	Art	1	185	\$ 43,664.00	\$ 2,700.00	\$ -	\$ 46,364.00
Stein, John S	Middle School Math	1	185	\$ 48,516.00	\$ 585.00	\$ 786.75	\$ 49,887.75
Tonelli, Shannon M	Grade 1	1	185	\$ 64,284.00	\$ -	\$ 1,042.44	\$ 65,326.44
Tourangeau, Darin A	Custodian	1	261	\$ 39,889.66	\$ -	\$ -	\$ 39,889.66
Walczykowski, Jane A	Middle School Science & Social Studies	1	185	\$ 67,215.00	\$ 5,535.00	\$ -	\$ 72,750.00
Willis-Powell, Cora M	Executive Assistant	1	261	\$ 42,177.81	\$ -	\$ -	\$ 42,177.81
Wilson, Gwendolyn G	World Language	0.6	185	\$ 23,471.28	\$ -	\$ 546.35	\$ 24,017.63
				\$ 1,503,770.99	\$ 26,547.19	\$ 36,578.88	\$ 1,566,897.06

Minutes  
Craftsbury School District  
Annual School District Meeting  
March 7, 2023

The legal voters of the Craftsbury Town School District are hereby notified and warned to meet at the Craftsbury Academy Gymnasium on Tuesday, March 7<sup>th</sup>, 2023 at 1:00 P.M> to act on the following articles:

Article 1. School District Moderator: David Rowell nominated Jeannine Young. One ballot was cast for Jeannine Young as Moderator.

School District Treasurer: David Stoner nominated Yvette Brown. Seconded. No other nominations. The clerk was asked to cast one ballot for Yvette Brown for Treasurer for one year.

School District Clerk: Kasey Allen nominated Michelle Warren. Seconded. No other nominations. Clerk as one vote be cast for Michelle Warren.

Article 2. To elect the following school district officers for the ensuing year:

School Board Director for a term of three years: Robert Linck nominated Cedar Hannah. Seconded. Doug McCarty made a motion for the Clerk to cast one ballot. Seconded. The clerk cast one ballot for Cedar Hannah for a three-year term. Carried.

School Board Director for a term of two years: Anne Morse nominated Kasey Allen. Seconded. No other nominations. Robert Linck moved that the clerk cast one vote. Seconded. Carried. Kasey Allen for a two-year term.

Article 3. To see if the voters of the School District will authorize the following salaries to be paid for the officers and directors of the School District:

School Board Chair: \$0 School Board Members: \$0 District Treasurer: \$3,000.00/yr. District Clerk: \$0 Robert Linck moved the question. Seconded by Anne Morse. Carolyn Ryan moved to amend the article that the District Clerk would receive \$1000.00. per year. Seconded by Tim Fritz. An explanation of what the clerk does was given. Amendment was voted and carried. The article as amended was voted and carried. Article 3 passed as amended.

Article 4. Shall the voters of the school district authorize the school board to transfer \$115,088.62 of unobligated year-end fund balances as of June 30, 2022, to a reserve fund established pursuant to Title 24, Section 2804 to be used for building maintenance and repairs: Harry Miller moved the article. Seconded by Joe Young. There was some discussion as needs. Carolyn Ryan moved that 50% of the

carryover be used to reduce tax rate. Seconded by Doug McCarty the question as to 50% of funds be used for reducing the tax rate.

Kasey explained that of the \$115,088.62 that half of the FY 22 budget surplus was applied to the FY24 budget the other half to the building and maintenance.

Carolyn Ryan removed her motion and Doug McCarty removed his second.

This is a ballot vote. Voters checked off checklist: 130 Votes cast: 52 Yes: 52 No: 0 Article 4 carried.

Article 5. Shall the voters of the school district approve the school board to expend \$4,403,546.00 which is the amount the school board has determined to be necessary for the ensuing year? It is estimated that this proposed budget if approved, will result in education spending of \$22,699 per equalized pupil.

Doug McCarty moved the question and seconded it by Harry Miller. Carolyn Ryan addressed the issue of the budget increase, but the student population is decreasing. There is a 9% decrease in students and a 4.4% increase in cost per student and 7.2 increase in the budget. She also questioned the need for a full-time Assistant Principal. Kasey spoke to these questions. Ballot Vote.

Voters checked off Checklist: 130 Votes Cast: 50 Yes: 49 No: 1 Article 5 Carried.

Article 6. To see if the school district's voters will authorize the school board to borrow money in anticipation of state revenues. Tim Fritz moved the question. Seconded. Voted and carried.

Article 7. To transact any other business that may legally come before the meeting.

Kasey introduced the new Principal Matt Foster. He addressed the group as to being glad to be here and likes what is happening. Feel free to come and talk to him at any time. He also introduced the Dr Dave Baker of OSSU. He explained that budgets are important and people need to be involved. He is glad to be back in the Northeast Kingdom.

Joe Young move to adjourn. Seconded and carried.



**ORLEANS SOUTHWEST**  
SUPERVISORY UNION

# FISCAL YEAR 2025

## Supervisory Union Shared Services Budget

*OSSU is an educational services, planning,  
and administrative unit serving six towns  
and five school districts.*

### TOWN SCHOOL DISTRICTS

CRAFTSBURY  
STANNARD  
WOLCOTT

### UNION SCHOOL DISTRICTS

HAZEN UNION  
MOUNTAIN VIEW UNION

### ADMINISTRATION

DR. DAVID BAKER, SUPERINTENDENT

### BOARD MEMBERS

KASEY ALLEN  
CHRISTOPHER CASEY  
STEVEN FREIHOFNER  
SAMANTHA FRIEND  
CEDAR HANNAN  
ANDREW MEYER  
MELISSA MORIN  
JARED NUNERY  
ANA PELTZ  
VINCE RAZIONALE  
GORDON YOUNG  
ELLIOT WARING

**ossu.org**



## Board Report 2024

The Orleans Southwest Supervisory Union School (OSSU) Board works at a high-level, across all our school districts, to ensure that all our schools are upholding the district's mission to empower students with the knowledge, skills and dispositions to be college and career ready and become successful, responsible and contributing members of both local and global society.

Our second year with Superintendent Baker has confirmed that we made an excellent choice when we hired him. He has increased communication and engagement with the community and been a staunch advocate for our students. He has led the Central Office team in the development of our Portrait of a Graduate work, which will be completed by the end of the school year, giving us a robust framework we can use to ensure we are preparing our students for the world post graduation.

As a Board we have been diligently working through updating policies to ensure we are in compliance with State and Federal regulations and that we have a solid foundation from which we can develop procedures within our school districts. While this can seem like dry work, it is a vital part of what we do as a governing body as it allows everyone in the district, from admin and staff, to students and families, to understand how we function, what we value, and the direction we are headed.

The budget as approved by the Board does an excellent job of maintaining the high educational quality our students deserve, while also expanding our support services to ensure every student is safe, supported, and being given every chance to succeed. One change you'll see in this year's budget is the centralization of our facilities staff within the SU. This move will allow us the flexibility to support facilities work throughout the SU without needing to hire outside contractors. We will also be able to train staff in specific skills that can be applicable across the SU, and thus bring more expertise "in house", driving even more cost savings.

Please come join us in the work we are doing. Board meetings are open to the public and all community members are highly encouraged to attend, share thoughts, and engage with the Board as we work to create the best opportunities for every school age child. Your input guides the work we do and ensures that everyone is represented in the decisions we make.

Please do not hesitate to get in touch with the OSSU Board Chair or any member from your local school board if you have any questions or concerns. We value community engagement and it helps us drive the district in the direction the community is most excited about.

Respectfully submitted by the Orleans Southwest Union Supervisory School Board,

Elliot Waring, Chair  
Steven Freihofner, Vice-Chair  
Vince Razionale, Clerk

**FY23 Cash Flow**  
**Orleans Southwest Supervisory Union**

	July-22	August-22	September-22	October-22	November-22	December-22	January-23	February-23	March-23	April-23	May-23	June-23	FTD
<b>Beginning Balance:</b>	(330,099.58)	2,610,821.69	3,265,537.27	2,062,034.57	1,292,665.33	1,867,232.57	2,038,842.51	2,723,486.85	1,930,165.92	1,505,526.35	3,014,343.33	2,251,792.47	(330,099.58)
<b>Receipts - (Add)</b>													
Interest	249.29	422.05	374.95	236.13	237.33	317.90	347.94	297.90	223.60	302.80	346.86	275.56	3,632.31
SU Assessment	2,539,329.00	27,309.00			1,269,665.00	13,655.00	1,269,662.00	13,654.00					5,133,274.00
Purchased Services	147,545.77		358.19	53,405.53	109,069.74			126,375.66	12,733.64	118,515.55		4,005.84	572,009.92
Special Ed Excess Costs										12,171.90			12,171.90
Miscellaneous										26,365.36	12,703.50	31,541.47	426,047.78
State Aid Transportation		58,912.53	53,306.31	68,616.74	13,677.75	45,628.31	24,421.65	16,568.16	8,624.19		130,288.00	18,821.16	437,462.70
Special Ed Mainstream Block Grant						17,775.54	260,578.00						42,428.00
Special Ed - Expenditures Reimbursement						42,428.00							245,391.00
Special Ed - Extraordinary Reimbursement						245,391.00							373,745.94
Essential Early Education						271,249.26			72,387.44		30,109.24		-
State Placed Student - Special Ed LEA Reimbursement													-
Vocational Transportation													-
Prior Year Revenue													-
VSBIT Refund								570.00				17,402.24	17,972.24
Voided checks & chargebacks		32,882.43											32,882.43
Child Nutrition Seamless Summer Option													7,800,327.35
Grant Funds Revenue	1,095,522.22	1,181,501.57	13,156.53	234,066.25	243,317.44	1,085,724.44	218,167.87	173,936.79	530,377.78	2,308,202.81	86,725.37	629,628.28	(235,171.91)
Less Recording to Further	(20,614.28)	(16,372.48)	(21,208.74)	(11,891.03)	(6,810.70)	(1,482.53)	(9,566.98)	(37,390.71)	(25,052.07)	(30,160.84)	(27,476.67)	(27,144.88)	
<b>Total Receipts:</b>	3,827,713.81	1,284,655.10	45,987.24	344,433.62	1,520,086.82	1,829,756.66	1,763,610.48	294,011.80	599,294.58	2,435,397.58	232,696.30	674,529.67	14,852,173.66
<b>Disbursements - (Subtract)</b>													
Current Expenses	210,013.96	170,423.47	425,846.72	432,745.62	441,103.96	684,796.24	459,416.50	479,612.36	455,217.43	464,817.44	458,359.71	1,496,948.00	6,180,301.41
Payroll Warrants	670,816.04	457,387.90	821,408.07	679,929.49	501,887.75	956,594.52	618,177.51	606,574.43	568,415.57	461,565.12	535,705.13	1,015,593.42	7,894,054.95
Vendor Warrants	5,962.54	2,128.15	1,235.15	1,127.75	2,527.87	16,755.96	1,372.13	1,145.94	301.15	198.04	1,182.32	1,785.16	35,722.16
Auto Payments to Further	886,792.54	629,939.52	1,249,489.94	1,113,802.86	945,519.58	1,658,146.72	1,078,966.14	1,087,332.73	1,023,934.15	926,580.60	995,247.16	2,514,326.58	14,110,078.52
<b>Total Disbursements:</b>	2,610,821.69	3,265,537.27	2,062,034.57	1,292,665.33	1,867,232.57	2,038,842.51	2,723,486.85	1,930,165.92	1,505,526.35	3,014,343.33	2,251,792.47	411,995.56	
<b>Ending Cash Balance:</b>													411,995.56

*Quise Answorth* 9/25/23

# OSSU FY25 Proposed Budget by Function

FUNCTION	FUNCTION DESCRIPTION	FY22 ACTUAL	FY23 BUDGET	FY23 ACTUAL	FY24 BUDGET	FY25 PROPOSED	Variance \$	Variance (%)
1101	Direct Instruction	\$ 807,480.58	\$ 939,632.61	\$ 670,234.86	\$ 711,738.31	\$ 621,661.99	\$ (90,076.32)	-12.66%
1201	Special Education	\$ 4,089,607.10	\$ 4,273,988.33	\$ 4,116,317.49	\$ 4,566,433.27	\$ 4,828,846.95	\$ 262,413.68	5.75%
1501	Co-Curricular			\$ 450.00			\$ -	0.00%
2110	Attend/SocialWork Serv	\$ 2,117.61		\$ 907.41		\$ -	\$ -	0.00%
2131	Health Services	\$ 1,643.88	\$ -	\$ 82.79	\$ 800.00	\$ 1,200.00	\$ 400.00	50.00%
2132	School Nurse	\$ 199,655.98	\$ 284,211.19	\$ 300,680.64	\$ 378,639.13	\$ 433,833.88	\$ 55,194.75	14.58%
2140	Psychological Services	\$ 119,577.12	\$ 111,070.98	\$ 109,288.02	\$ 125,745.21	\$ 136,967.24	\$ 11,222.04	8.92%
2152	Speech Pathology	\$ 396,232.27	\$ 517,019.93	\$ 237,410.53	\$ 247,643.84	\$ 288,536.64	\$ 40,892.80	16.51%
2160	Occupational Therapy	\$ 142,786.04	\$ 153,695.84	\$ 234,558.11	\$ 180,620.77	\$ 193,150.22	\$ 12,529.45	6.94%
2170	Physical Therapy	\$ 5,178.45	\$ 2,750.00	\$ 1,761.19	\$ 2,250.00	\$ 105,582.52	\$ 103,332.52	4592.56%
2190	Othr Support Serv-Stu	\$ 25,466.37	\$ 50,644.68	\$ 1,334.76	\$ 36,000.00	\$ 40,000.00	\$ 4,000.00	11.11%
2212	Instruct/CurriculumDevelop	\$ 88,294.90	\$ 94,087.79	\$ 91,405.46	\$ 221,404.11	\$ 238,597.15	\$ 17,193.04	7.77%
2213	Instruct Staff Train	\$ 11,038.09	\$ 12,000.00	\$ 6,510.20	\$ 43,215.46	\$ 33,500.00	\$ (9,715.46)	-22.48%
2219	Othr Instruct Improve	\$ 1,027.47	\$ 31,250.00	\$ 27,873.05	\$ 25,000.00	\$ 34,531.03	\$ 9,531.03	38.12%
2290	Othr Supp Srv-Instrct Stf	\$ 91,247.69	\$ 98,598.78	\$ 46,467.30	\$ 6,892.93	\$ 47,370.49	\$ 40,477.56	587.23%
2311	Board of Education	\$ 69,101.49	\$ 63,719.13	\$ 72,264.06	\$ 77,729.74	\$ 91,989.72	\$ 14,259.99	18.35%
2313	Board Treasurer	\$ 2,713.16	\$ 2,739.73	\$ 2,712.46	\$ 2,780.47	\$ 2,766.81	\$ (13.67)	-0.49%
2314	Audit	\$ 51,500.00	\$ 51,500.00	\$ 51,500.00	\$ 51,500.00	\$ 56,650.00	\$ 5,150.00	10.00%
2315	Legal Services	\$ 3,727.00	\$ 7,500.00	\$ 5,095.25	\$ 5,000.00	\$ 6,000.00	\$ 1,000.00	20.00%
2317	Negotiations	\$ 19,361.25	\$ 7,500.00	\$ 13,995.00	\$ 5,000.00	\$ 6,000.00	\$ 1,000.00	20.00%
2320	Exec Admin	\$ 261,469.69	\$ 287,220.32	\$ 283,960.01	\$ 304,071.06	\$ 325,827.79	\$ 21,756.73	7.16%
2410	Office of the Principal	\$ 4,950.56	\$ 3,250.00	\$ 3,245.05	\$ 5,750.00	\$ 4,750.00	\$ (1,000.00)	-17.39%
2490	Othr Supp Serv-Schl Admin	\$ 271,166.45	\$ 276,604.66	\$ 299,265.05	\$ 279,233.12	\$ 251,721.53	\$ (27,511.59)	-9.85%
2495	Administration of Grants	\$ 91.32		\$ 11,094.69		\$ -	\$ -	0.00%
2510	Fiscal Services	\$ 555,254.33	\$ 589,047.32	\$ 580,118.20	\$ 640,156.79	\$ 602,059.44	\$ (38,097.35)	-5.95%
2570	Personnel Services	\$ 107,803.71	\$ 72,861.70	\$ 99,188.17	\$ 105,692.24	\$ 116,188.86	\$ 10,496.62	9.93%
2580	Administrative Technology Services	\$ 681,542.78	\$ 850,330.69	\$ 786,676.30	\$ 727,772.22	\$ 788,009.78	\$ 60,237.56	8.28%
2590	Othr Supp Serv-Ctrl Serv	\$ 16,411.91	\$ 3,500.00	\$ 10,932.52	\$ 1,998.00	\$ 6,000.00	\$ 4,002.00	200.30%
2610	Operation of Buildings	\$ 158,365.76	\$ 178,121.35	\$ 173,453.59	\$ 183,867.58	\$ 198,709.50	\$ 14,841.92	8.07%
2620	Maintenance of Buildings		\$ 150.00	\$ 287.52	\$ 150.00	\$ 200.00	\$ 50.00	33.33%
2670	Safety	\$ 140.00		\$ 170.00	\$ 200.00	\$ 200.00	\$ -	0.00%
2680	Othr Op/Maint of Plant	\$ 43,352.76	\$ 42,965.98	\$ 81,840.60	\$ 89,659.19	\$ 1,205,468.52	\$ 1,115,809.33	1244.50%
2711	Resident Students	\$ 1,017,847.21	\$ 1,077,855.55	\$ 1,030,497.26	\$ 1,126,694.05	\$ 1,313,050.00	\$ 186,355.95	16.54%
2713	Tech Transportation	\$ 53,502.00	\$ 55,321.07	\$ 55,321.00	\$ 60,299.96	\$ 64,950.00	\$ 4,650.04	7.71%
2716	Extra/Co-Curricular	\$ 5,769.76	\$ -	\$ -		\$ 8,385.27	\$ 8,385.27	0.00%
2720	Monitoring Services					\$ 500.00	\$ 500.00	0.00%
2790	Othr Stu Transp Serv					\$ 2,158.09	\$ 2,158.09	0.00%
3100	Food Services Operations	\$ 25,116.50	\$ -	\$ 7,413.19		\$ -	\$ -	0.00%
5090	Debt Service - Other			\$ 12,815.94		\$ -	\$ -	0.00%
Grand Total		\$ 9,330,541.19	\$ 10,139,137.61	\$ 9,427,127.67	\$ 10,213,937.43	\$ 12,055,363.42	\$ 1,841,425.99	18.03%

Variance excluding Facility Centralization

\$ 809,128.00

7.92%

## OSSU FY25 Proposed Revenue Budget

Revenues	FY22 Actual	FY23 Actual	FY24 Budget	FY25 Proposed	Variance (\$)	Variance (%)
Interest	\$ 2,764	\$ 3,632	\$ 3,000	\$ 3,600	\$ 600	20.00%
SU Assessment	\$ 5,024,780	\$ 5,133,274	\$ 5,389,960	\$ 6,424,579	\$ 1,034,619	19.20%
Purchased Services	\$ 864,816	\$ 709,059	\$ 729,394	\$ 636,759	\$ (92,635)	-12.70%
Special Ed Excess Costs	\$ 5,835	\$ 11,226	\$ 9,000	\$ 35,000	\$ 26,000	288.89%
Serv to Othr Local Gov		344		\$ -		
Refund of PY Expenditure	\$ 20,621	\$ 80	\$ -	\$ -	\$ -	0.00%
Miscellaneous	\$ 6,488	\$ 11,469	\$ -	\$ -	\$ -	0.00%
State Aid Transportation	\$ 375,849	\$ 390,866	\$ 380,498	\$ 396,508	\$ 16,010	4.21%
Act 173 Census Block Grant	\$ 418,750	\$ 2,496,227	\$ 2,502,211	\$ 2,473,202	\$ (29,009)	-1.16%
Special Ed - Expenditures Reimbursement	\$ 2,003,770		\$ -	\$ -	\$ -	0.00%
Special Ed - Extraordinary Reimbursement	\$ 32,413	\$ 467,935	\$ 415,500	\$ 701,569	\$ 286,069	68.85%
Essential Early Education	\$ 82,853	\$ 88,707	\$ 102,892	\$ 107,221	\$ 4,329	4.21%
State Placed Student - SPED LEA Reimbursement			\$ -		\$ -	0.00%
Tech Ed-Transportation	\$ 34,782	\$ 36,597	\$ 36,600	\$ 36,600	\$ -	0.00%
ARPA COBRA Subsidy	\$ 9,741		\$ -	\$ -	\$ -	0.00%
PY Fund Balance Rollover		\$ 26,445	\$ 407,881	\$ 1,188,325	\$ 780,444	191.34%
Indirect Revenue	\$ 233,246	\$ 233,489	\$ 237,000	\$ 52,000	\$ (185,000)	-78.06%
Prior Year Revenue	\$ 443,458	\$ 516,972	\$ -	\$ -	\$ -	0.00%
Capitol Leases		\$ 12,816	\$ -	\$ -	\$ -	0.00%
<b>Total Revenue</b>	<b>\$ 9,560,166</b>	<b>\$ 10,139,138</b>	<b>\$ 10,213,937</b>	<b>\$ 12,055,363</b>	<b>\$ 1,841,426</b>	<b>18.03%</b>



## Orleans Southwest Supervisory Union (OSSU) 2024-2025 (FY25) Spending Plan Budget Notes

*The OSSU is by state law the administrative and planning unit for all its member districts. Services include instructional and special education coordination and oversight, student assessment coordination, curriculum coordination, professional development coordination, human resources, business and accounting services, IT network and technology support, data systems, transportation, food service and facilities management, and school board support.*

The FY25 OSSU Shared Assessment Budget<sup>1</sup> as approved by the OSSU Board totals \$11,418,604.11. This represents an increase of 20.39% or \$1,934,060.85 over the current FY24 budget. **Seventy seven percent (77%) of this budget goes towards student instruction, instructional support services, student support services, facility personnel, and transportation, all of which are utilized at the school buildings and paid for at the supervisory union level.**

The FY25 Purchased Services<sup>2</sup> are also provided through the SU budget and total \$636,759, a **decrease of 12.70% or \$92,635** from the current FY24 budget. These are services which the school boards have approved and will purchase from the SU. The decrease is due to the proposed shift in preschool with full time teachers in three locations that are found in local district budgets.

The full FY25 budget totals \$12,055,363.42:

- Overall, this budget is an increase of 18.03% or \$1,841,425.99 from the FY24 budget.
- Special Education spending has increased 8.92% or \$494,028.94 from the FY24 budget.
- Non-Special Education spending has increased 9.05% or \$1,347,397 from the FY24 budget.
  - Of that is \$1,205,468.52 for centralizing facility personnel previously in local budgets.
- Total assessment to school districts totals \$6,424,579, which is an increase of \$1,034,619 or 19.20% over the FY24 assessment. All but \$2,322 is for facility centralization.
- This FY25 budget includes an increase of fund balance carry-over, which offsets the expense budget. (FY24 had an amount of \$407,881 allocated; FY25 has \$1,188,325 which is a total increase to the revenue of \$780,444 resulting in a decrease to assessments).
- This FY25 budget has absorbed a 16% cost increase in health insurance.
- This FY25 budget includes a decrease of 1.0FTE in the Central Office Business Office.
- This FY25 budget includes transferring grant funded positions into the local budget (1.0FTE Speech Language Pathologist, 1.0FTE Speech Language Pathologist Assistant, and 0.8FTE Physical Therapist).
- This FY25 budget includes an additional 1.0FTE Pre-K E-Helper, 1.0FTE Elementary Special Education Teacher, and 0.4FTE Special Education Compliance Teacher.
- This FY25 budget includes centralization of 12.5FTE Custodians and 2.0FTE Facility Managers.
- This FY25 budget increases the current (2) Pre-K Instructional Assistants to 1.0FTE positions and adds an additional 1.0FTE Pre-K Instructional Assistant to make three full-time pre-k classrooms.
- This FY25 budget adds an additional \$75,000 for preschool transportation.

Related terms and definitions:

---

<sup>1</sup> **Assessment:** Costs are pooled, and a member district is charged for access to a range of services provided by the SU to its member districts based on the number of equalized pupils in the district, regardless of the exact quantity of services received by the member districts. Transportation is one example of an assessed cost.

<sup>2</sup> **Purchased service:** A member district is charged for the precise, measurable cost of a specific service provided by the SU to the member district. A 0.80 FTE paraprofessional is an example of a purchased service charged to a single member district.

## FY25 OSSU Shared Services Assessment Summary

**FY25 Estimated LT ADM Student Count**

FY25 Estimated LT ADM Student Count					Total School Based	
	School	Tuition	HAZEN	INVUESD	Total LT ADM	
	315.26		0.00%	0.00%	315.26	PRE-K
			83.14	54.72	137.86	Hardwick
			444.43	396.61	841.04	Greensboro
			0.00%	28.04	44.83	Standard
	16.79		0.00%	0.00%	455.58	Woodbury
	252.85		73.55	94.67	168.22	Wolcott
	0		601.12	574.04	1,962.79	Craftsbury
	517.99	269.64	100.00%	100.00%	1,693.15	Total
						66.30

Allocation % Font Color Code	
BLACK	Total by Local Town District
BLUE	N/A to Stannard
GREEN	Minus Tuitioned NON-SU

	Allocation										Assessment								
	Wolcott					Wolcott 7-12					Assessment								
	CRAFTSBURY	STANNARD	Prek-6	Wolcott	Wolcott 7-12	HAZEN	MMUED	Total %	Total \$	Less Revenue	Allocated \$	CRAFTSBURY	STANNARD	WOLCOTT	HAZEN	MMUED	Total Assessmnt		
Purchased Services SPED Pre-K (1200.01) SPED K-12 (1201 K-12) Other Student Services (2100) Health Services (2131) Psychological Services (2140) Speech Language Pathology Occupational Therapy Physical Therapy	Billed to Member Districts on Actual Services Unique to District																		
	19.61%	0.00%	21.87%	0.00%	0.00%	0.00%	58.52%	100.00%	\$ 244,981	\$ 107,221	\$ 137,760	\$ 27,012	\$ -	\$ 30,128	\$ -	\$ 80,620	\$ 137,760		
	16.06%	0.86%	10.33%	12.88%	30.63%	30.63%	29.25%	100.00%	\$ 4,593,866	\$ 3,559,771	\$ 1,024,095	\$ 164,488	\$ 8,760	\$ 237,701	\$ 313,637	\$ 299,508	\$ 1,024,095		
	18.62%	0.00%	11.97%	0.00%	35.50%	33.90%	100.00%	100.00%	\$ 40,000	\$ -	\$ 40,000	\$ 7,448	\$ -	\$ 4,789	\$ 14,201	\$ 40,000	\$ 13,561		
	18.62%	0.00%	11.97%	0.00%	35.50%	33.90%	100.00%	100.00%	\$ 435,034	\$ -	\$ 435,034	\$ 81,002	\$ -	\$ 52,089	\$ 154,450	\$ 147,492	\$ 435,034		
	16.06%	0.86%	10.33%	12.88%	30.63%	30.63%	29.25%	100.00%	\$ 136,967	\$ -	\$ 136,967	\$ 21,999	\$ 1,172	\$ 31,791	\$ 41,947	\$ 40,058	\$ 136,967		
	16.06%	0.86%	10.33%	12.88%	30.63%	30.63%	29.25%	100.00%	\$ 288,537	\$ -	\$ 288,537	\$ 46,344	\$ 2,468	\$ 66,972	\$ 88,367	\$ 84,386	\$ 288,537		
	16.06%	0.86%	10.33%	12.88%	30.63%	30.63%	29.25%	100.00%	\$ 193,150	\$ -	\$ 193,150	\$ 31,023	\$ 1,652	\$ 44,832	\$ 59,154	\$ 56,489	\$ 193,150		
	16.06%	0.86%	10.33%	12.88%	30.63%	30.63%	29.25%	100.00%	\$ 105,583	\$ -	\$ 105,583	\$ 16,958	\$ 903	\$ 23,335	\$ 32,335	\$ 30,879	\$ 105,583		
	18.62%	0.00%	11.97%	0.00%	35.50%	33.90%	100.00%	100.00%	\$ 353,999	\$ -	\$ 353,999	\$ 65,914	\$ -	\$ 42,386	\$ 125,680	\$ 120,019	\$ 353,999		
Support Services - Instructional Staff School Board/Treasurer/Audit/Legal Office of the Superintendent Special Ed Administration Fiscal Services Technology Administration Operations & Maintenance (2600) General Transportation (2700) SPED Transportation (2700.211)	16.06%	0.86%	10.33%	12.88%	30.63%	30.63%	29.25%	100.00%	\$ 161,452	\$ -	\$ 161,452	\$ 25,932	\$ 1,381	\$ 37,474	\$ 49,446	\$ 47,219	\$ 161,452		
	16.06%	0.86%	10.33%	12.88%	30.63%	30.63%	29.25%	100.00%	\$ 325,828	\$ -	\$ 325,828	\$ 52,334	\$ 2,787	\$ 75,627	\$ 99,787	\$ 95,292	\$ 325,828		
	16.06%	0.86%	10.33%	12.88%	30.63%	30.63%	29.25%	100.00%	\$ 251,772	\$ -	\$ 251,772	\$ 40,431	\$ 2,153	\$ 58,427	\$ 77,092	\$ 73,619	\$ 251,772		
	16.06%	0.86%	10.33%	12.88%	30.63%	30.63%	29.25%	100.00%	\$ 724,248	\$ 693,925	\$ 30,323	\$ 4,870	\$ 259	\$ 7,038	\$ 9,287	\$ 8,868	\$ 30,323		
	16.06%	0.86%	10.33%	12.88%	30.63%	30.63%	29.25%	100.00%	\$ 788,010	\$ 100,000	\$ 688,010	\$ 110,507	\$ 5,885	\$ 159,693	\$ 210,708	\$ 201,216	\$ 688,010		
	18.62%	0.00%	11.97%	0.00%	35.50%	33.90%	100.00%	100.00%	\$ 1,404,578	\$ -	\$ 1,404,578	\$ 261,529	\$ -	\$ 168,178	\$ 498,668	\$ 476,204	\$ 1,404,578		
	18.62%	0.00%	11.97%	0.00%	35.50%	33.90%	100.00%	100.00%	\$ 1,159,003	\$ 533,108	\$ 625,895	\$ 116,540	\$ -	\$ 74,942	\$ 222,212	\$ 212,201	\$ 625,895		
	16.06%	0.86%	10.33%	12.88%	30.63%	30.63%	29.25%	100.00%	\$ 221,156	\$ -	\$ 221,156	\$ 1,892	\$ 1,892	\$ 51,332	\$ 67,731	\$ 64,679	\$ 221,156		
	Total					FY25 Total					\$ 12,054,871	\$ 5,630,784	\$ 6,424,087	\$ 1,109,854	\$ 29,314	\$ 1,167,907	\$ 2,064,703	\$ 2,052,309	\$ 6,424,087
						FY25 % Alloc					\$	\$	\$	17.28%	0.46%	18.18%	32.14%	31.95%	100.00%

REG ED ASSESS	\$ 726,076	\$ 10,313	\$ 622,117	\$ 1,384,440	\$ 1,322,072	\$ 4,065,118
SPED ASSESS	\$ 383,779	\$ 19,001	\$ 545,690	\$ 680,263	\$ 730,237	\$ 2,358,969
FY24 Total	\$ 809,248	\$ 50,807	\$ 1,287,034	\$ 1,611,687	\$ 1,631,183	\$ 5,389,960
FY24 % Alloc	15.01%	0.94%	23.88%	29.90%	30.26%	100.00%
CHANGE	\$ 300,606	\$ (21,493)	\$ (119,127)	\$ 453,016	\$ 421,126	\$ 1,034,127
% CHANGE	37.15%	-42.30%	-9.25%	28.11%	25.82%	19.19%

TOTAL INVESTMENT COMPARATIVE SUMMARY									
	FY24 PURCHASED SERVICE	FY25 PURCHASED SERVICE	FY24 SPED ASSESSMENT	FY25 SPED ASSESSMENT	FY24 REGULAR ASSESSMENT	FY25 REGULAR ASSESSMENT	TOTAL FY24	TOTAL FY25	Change
CRAFTSBURY	\$149,639.99	\$ 149,642.77	\$384,778.69	\$ 383,778.53	\$424,469.59	\$ 726,075.73	\$958,888.27	\$ 1,259,497.03	31.3%
STANNARD		-	\$33,594.26	\$ 19,000.55	\$17,213.18	\$ 10,313.00	\$50,807.44	\$ 29,313.55	-42.3%
WOLCOTT	\$160,389.50	\$ 52,809.72	\$606,081.56	\$ 545,689.65	\$680,952.26	\$ 622,216.91	\$1,447,423.32	\$ 1,220,716.27	-15.7%
HAZEN UNION	\$57,044.73	\$ 98,440.15	\$747,651.53	\$ 680,262.81	\$864,035.84	\$ 1,384,440.29	\$1,668,732.10	\$ 2,163,143.24	29.6%
MVUESD	\$362,320.04	\$ 335,866.78	\$775,216.80	\$ 730,237.13	\$855,966.48	\$ 1,322,072.30	\$1,993,503.32	\$ 2,388,176.21	19.8%

LOCATIONS	*Total Billed to Member Districts on Actual Purchased Services From SU Unique to District	FY24	FY25
101	CRAFTSBURY SCHOOLS	\$729,394.27	\$ 636,759.41
102	LAKEVIEW	\$149,639.99	\$ 149,642.77
103	HARDWICK	\$38,937.73	\$ 97,136.22
106	WOODBURY	\$242,998.41	\$ 202,324.01
105	WOLCOTT	\$80,383.90	\$ 36,406.54
104	HAZEN UNION	\$160,389.50	\$ 52,809.72
		\$57,044.73	\$ 98,440.15

## OSSU and Member District Grants in FY23

Funding Source	FY23 Revenue	Description
Act 230	\$ 9,986.67	Act 230 funds supports the training of school personnel in providing education services to students requiring academic and/or social, emotional, and behavioral supports.
Agency of Human Services - Childcare Stabilization Grant	\$ 18,056.29	Part of COVID-19 relief funding, the Childcare Stabilization Grant supports childcare centers and operators returning to in-person services.
American Rescue Plan - Elementary & Secondary School Emergency Relief (ARP ESSER)	\$ 1,577,570.13	Part of COVID-19 relief funding, ESSER II funds supported costs associated with a safe return to in-person instruction and addressing learning loss as well as social emotional challenges exacerbated by the pandemic. Examples of FY23 costs include salaries and benefits for instructional and operations staff, HVAC upgrades, engineering services, professional development, outdoor learning programming, and software.
American Rescue Plan - Homeless Children & Youth	\$ 8,309.97	Part of COVID-19 relief funding, ARP Homeless Children & Youth provides funds to support students without fixed housing. Examples of costs include transportation to and from school and a Homeless Student Support Counselor to liaise between the student, family, and school.
American Rescue Plan - Individuals with Disabilities Education Act (ARP IDEA)	\$ 24,094.95	Part of COVID-19 relief funding, ARP IDEA funds assist schools and supervisory unions in providing special education and related services to eligible children with disabilities. Examples of costs include transportation for students to/from out-of-district placements and stipends for teachers to work 1:1 or in small groups with students during summer months to focus on intentional skill building in reading, math, and social emotional learning.
BEST Grant	\$ 2,192.16	BEST funds support the training and professional learning of school personnel in creating equitable, rigorous learning environments for students with emotional and behavioral needs.
Center for an Agricultural Economy	\$ 25,000.00	Local partner Center for an Agricultural Economy received the Kendall Foundation Food Vision Prize which enabled OSSU to purchase a tilt skillet for Wolcott Elementary School.
Efficiency Vermont	\$ 27,000.00	Efficiency Vermont provided funds to update Craftsbury Elementary's HVAC system.
Efficiency Vermont	\$ 30,000.00	Efficiency Vermont provided an incentive supporting the pellet boiler replacement project at Craftsbury Academy.

## OSSU and Member District Grants in FY23

Funding Source	FY23 Revenue	Description
Early Periodic Screening Diagnostic Treatment (EPSDT)	\$ 32,940.22	EPSDT funds are provided through the Vermont Department of Health for the purpose of supporting healthy children and early detection of ailments. Rather than a reimbursement based program, OSSU receives funds independent of expenses through a formula derived from the rate at which health and guidance staff perform Medicaid related services during the course of a school day. Examples of expenses in FY23 include tooth tutor services, nursing software, wellness supplies, and nurse substitutes.
Elementary & Secondary School Emergency Relief (ESSER II)	\$ 217,170.23	Part of COVID-19 relief funding, ESSER II funds supported costs associated with a safe return to in-person instruction and addressing learning loss as well as social emotional challenges exacerbated by the pandemic. Examples of FY23 costs include duct cleaning, library books, flooring replacement, professional development, school engagement services, and software.
Individuals with Disabilities Education Act - Basic	\$ 447,059.22	IDEA-B Basic supports special education instruction and services to eligible students with disabilities K-12.
Individuals with Disabilities Education Act - Pre-K	\$ 11,561.00	IDEA-B Pre-K supports special education instruction and services to eligible students with disabilities at the pre-K level.
Invest EAP	\$ 350.00	Invest EAP supported a self-compassion workshop for Craftsbury teachers.
Lamoille County Partnerships	\$ 1,585.57	Provided funding for a consultant to develop sexual health education curriculum.
Local Standards Board Grant	\$ 572.87	Provides stipends for teachers serving on local standards boards within schools.
McClure Foundation	\$ 2,500.00	To revive the annual Community Partners Celebration at Hazen Union.
McKinney Vento	\$ 18,687.77	Provides funds to support students without fixed housing. Examples of costs include transportation to and from school and a Homeless Student Support Counselor to liaise between the student, family, and school.
National School Lunch Program Federal Equipment Grant	\$ 4,309.73	The NSLP Federal Equipment funded the purchase of a new milk cooler for Hardwick's Food Service Program.
National School Lunch Program State Equipment Grant	\$ 3,500.00	The NSLP State Equipment funded the purchase of a new dishwasher for Hardwick's Food Service Program.
Nita M. Lowey 21st Century Community Learning Centers Grant	\$ 58,086.38	The 21st Century Grant provided funding for the summer 2022 REACH! program.

## OSSU and Member District Grants in FY23

Funding Source	FY23 Revenue	Description
Northern Border Regional Commission (NBRC)	\$ 5,643.43	A multi-year grant, NBRC has supported the establishment of the Hazen Arts & Entrepreneurial Academy and provides stipends to community partners working with Hazen students.
Pandemic EBT Administrative Costs	\$ 1,623.00	The Pandemic EBT program provides funds to households impacted by COVID-19 to boost food security. The Administrative Costs grant offsets costs affiliated with facilitating the program in conjunction with the Agency of Education's Child Nutrition Team and Department of Children & Families.
Project AWARE	\$ 381,578.68	AWARE (Advancing Wellness and Resiliency in Education) establishes a partnership between OSSU and Lamoille County Mental Health to increase awareness of mental health issues among school-aged youth, provide training for school personnel and other adults interacting with school-aged youth to detect and respond to mental health issues, and connect school-aged youth with mental and/or behavior issues to needed services.
Rowland Foundation	\$ 21,784.20	Hazen Union teacher Anja Pfeffer was selected as a Rowland Foundation Fellow in 2021 and these funds support her ongoing efforts with the Dare To Be Me program among other initiatives.
State of Vermont, Department of Public Service	\$ 103,878.36	The High Poverty School HVAC Assistance Program funded a portion of the pellet boiler replacement project at Craftsbury Academy.
Title I	\$ 539,318.94	Title I funds are intended to provide all children significant opportunity to receive a fair, equitable, and high-quality education as well as close the achievement gap. Examples of expenses include homeless transportation, equity professional development opportunities, math and literacy interventionists, outdoor education/STEAM supplies, and after/out-of-school instruction support.
Title II	\$ 101,003.17	Title II funds support increasing student achievement, improving the quality and effectiveness of teachers, principals and other school leaders; increasing the number of effective teachers and school leaders; and providing low-income and minority students greater access to those teachers and school leaders. Examples of costs include professional development opportunities and equity consultants.

## OSSU and Member District Grants in FY23

Funding Source	FY23 Revenue	Description
Title IV	\$ 46,012.22	Title IV is intended to provide all students with access to a well-rounded education, improve school conditions for student learning, and promote the effective use of technology in supporting academic achievement and digital literacy of all students. Examples of expenses include a portion of the nurse leader salary and benefits, online professional development training modules, and online learning platforms for students.
Vermont Arts Council	\$ 6,000.00	The Vermont Arts Council supported artist residencies at Woodbury and Wolcott Elementary Schools.
Vermont Community Foundation	\$ 2,250.00	Vermont Community Foundation's Green Mountain Fund supported Hardwick Elementary School's participation in the Girls on the Run program in spring 2023.
Vermont School Board Insurance Trust (VSBIT)	\$ 10,000.00	VSBIT annually provides funds for school safety needs. This year, funds were directed to Wolcott Elementary to address items found during a safety audit which have been resolved. VSBIT also supported a member of the custodial staff who took courses in facility management and sanitation standards.
Vermont Student Assistance Corporation - GEAR UP	\$ 3,546.00	VSAC GEAR UP is a program that works to increase high school graduation and postsecondary enrollment rates. Examples of FY23 costs include testing fees (SAT/AP), college visits, and job fairs.
Waterwheel Foundation	\$ 10,000.00	Funds supported the purchase of new furniture for Wolcott Elementary's school library.
	\$ 3,753,171.16	

# Orleans Southwest Supervisory Union

## 2022-2023 Employee Report

This is a comprehensive list of all contracted employee earnings for the fiscal year

Name	Description	FTE	Position	Days	Contract Amount	FLT Amount	Stipend Amount	Total
Al-Naser, Bernadette	Para Educator Special Education	1.00	111	\$	12,169.46	\$	-	\$ 1,240.80 \$ 13,410.26
Aubuchon, ChrisAnn	Para Educator Special Education	1.00	192	\$	25,267.20	\$	-	\$ 1,522.40 \$ 26,789.60
Baker, David W	Superintendent	1.00	261	\$	144,000.00	\$	-	\$ 2,700.00 \$ 146,700.00
Baker, Erica J	Para Educator Special Education	1.00	192	\$	27,008.93	\$	585.00	\$ 5,313.78 \$ 32,907.71
Baker, Shelley L.	Para Educator Special Education	1.00	192	\$	27,168.38	\$	-	\$ 1,521.20 \$ 28,689.58
Barnes, Alyssa B	Special Education Diagnostician	1.00	185	\$	73,987.00	\$	7,020.00	\$ 5,999.58 \$ 87,006.58
Bassett, Jack	Tech Level II	1.00	261	\$	50,947.20	\$	1,035.00	\$ - \$ 51,982.20
Beauregard, Natasha L	Para Educator Special Education	1.00	192	\$	22,070.37	\$	-	\$ - \$ 22,070.37
Blaisdell, Taylor S	Executive Administrative Assistant	1.00	261	\$	51,316.72	\$	-	\$ 210.00 \$ 51,526.72
Bradford, Kelly J	Para Educator Special Education	1.00	192	\$	27,323.52	\$	-	\$ - \$ 27,323.52
Brown, Tammy D	Early Childhood Special Educator	1.00	185	\$	57,208.00	\$	900.00	\$ 3,309.23 \$ 61,417.23
Burnham, Cynthia A	Literacy Interventionist	0.50	185	\$	35,225.00	\$	-	\$ - \$ 35,225.00
Butler, Rebecca S	Occupational Therapist	1.00	185	\$	67,285.46	\$	720.00	\$ 7,000.00 \$ 75,005.46
Camp, Brittany A	Para Educator Special Education	1.00	192	\$	23,625.03	\$	517.50	\$ 3,551.20 \$ 27,693.73
Carey, Aviva A	Nurse	1.00	181	\$	49,049.04	\$	-	\$ - \$ 49,049.04
Ciecierski, Molly P	Special Education Diagnostician	1.00	185	\$	70,449.00	\$	-	\$ 580.81 \$ 71,029.81
Clark, Nichole R	Para Educator Special Education	1.00	192	\$	25,220.20	\$	-	\$ - \$ 25,220.20
Cobaugh, Megan C	Special Education Teacher	1.00	185	\$	42,047.00	\$	-	\$ 227.28 \$ 42,274.28
Coburn, Alicia F	Para Educator Special Education	1.00	192	\$	25,267.20	\$	-	\$ 2,205.60 \$ 27,472.80
Coburn, Alicia F	REACH Site Coordinator	0.50	11	\$	399.00	\$	-	\$ 57.00 \$ 456.00
Coffin, Edna I	Food Service Assistant	0.75	192	\$	21,714.05	\$	2,646.00	\$ 1,294.20 \$ 25,654.25
Corazzelli, Jane F	Para Educator Special Education	1.00	192	\$	23,125.19	\$	-	\$ 1,554.40 \$ 24,679.59
Cosgrove, Patricia A	Special Education Teacher	1.00	185	\$	73,987.00	\$	810.00	\$ 649.93 \$ 75,446.93
Cross, Wendy L	Para Educator Special Education	1.00	192	\$	25,389.40	\$	-	\$ 6,318.50 \$ 31,707.90
Crum, Kayla E	Speech Language Pathologist Assistant	1.00	192	\$	33,643.68	\$	2,722.50	\$ 1,854.44 \$ 38,220.62
Crum, Mary-Kate A	Human Resources Assistant	0.50	66	\$	5,620.56	\$	356.25	\$ - \$ 5,976.81
Crum, Mary-Kate A	SpEd Administrative Assistant	0.50	66	\$	5,620.56	\$	356.25	\$ - \$ 5,976.81
Crytzer, Anna	ELL Teacher	0.10	185	\$	7,045.00	\$	3,465.00	\$ - \$ 10,510.00
Crytzer, Anna	Homeless Student Support Coordinator	0.50	219	\$	22,086.06	\$	-	\$ - \$ 22,086.06
Currie, Brittany	Director of Finance	1.00	261	\$	100,000.00	\$	-	\$ 2,700.00 \$ 102,700.00
Darling, Sonja M	Accounts Payable Specialist	0.90	261	\$	56,165.20	\$	270.00	\$ 1,710.00 \$ 58,145.20
Davis, Timothy J	Associate School Nurse	1.00	185	\$	51,750.00	\$	-	\$ 3,000.00 \$ 54,750.00
Dawson, Jennifer S	Para Educator Special Education	0.46	123	\$	13,671.68	\$	1,485.00	\$ 8,764.33 \$ 23,921.01



DeLaricheliere, Tod J	Tech Level II	1.00	36 \$	5,950.08 \$	3,150.00 \$	- \$	9,100.08
Demers, Kristi L	Accounting & Benefits Specialist	1.00	261 \$	50,502.40 \$	- \$	2,025.00 \$	52,527.40
Demers, Maureen A	Math Interventionist	0.50	185 \$	36,993.50 \$	630.00 \$	- \$	37,623.50
Devenger, Leah R	Para Educator Special Education	1.00	192 \$	23,746.49 \$	- \$	4,283.20 \$	28,029.69
DeVoe, Debra P	Food Service Assistant / Transport	0.50	192 \$	14,678.11 \$	- \$	4,337.76 \$	19,015.87
Doane, Marie L	Special Education Teacher	1.00	185 \$	73,987.00 \$	1,170.00 \$	599.93 \$	75,756.93
Drown, Roberta J	LT Sub - Para Educator Special Education	1.00	105 \$	13,904.73 \$	- \$	727.40 \$	14,632.13
Dubuque, Dominique M	FLT Payout	0.00	1 \$	2,812.50 \$	- \$	- \$	2,812.50
Fehr, Jacqueline D	Special Education Teacher	1.00	185 \$	56,198.00 \$	- \$	1,303.77 \$	57,501.77
Foster, Amber M.	Para Educator Special Education	1.00	192 \$	25,309.51 \$	- \$	1,672.80 \$	26,982.31
Foster, Margaret M	Certified Occupational Therapist Assistant	1.00	192 \$	49,292.96 \$	- \$	- \$	49,292.96
Foster, Patricia L	Food Service Manager	1.00	197 \$	39,153.51 \$	1,260.00 \$	1,223.18 \$	41,636.69
Fox, Joshua M.	Special Education Teacher	1.00	185 \$	70,449.00 \$	- \$	- \$	70,449.00
Freeman, Heather M	Director of Student Services	1.00	261 \$	106,217.30 \$	- \$	583.30 \$	106,800.60
Garguilo, Stephanie	Para Educator Special Education	1.00	192 \$	24,881.42 \$	- \$	3,852.80 \$	28,734.22
Gifford, Logan C	Para Educator Special Education	1.00	192 \$	18,803.92 \$	- \$	5,307.15 \$	24,111.07
Gokey, Danielle R	Para Educator Special Education	1.00	192 \$	22,066.21 \$	- \$	5,648.00 \$	27,714.21
Grace, Lisa M	School Psychologist	1.00	185 \$	73,987.00 \$	- \$	8,115.00 \$	82,102.00
Greaves, Anna L	Associate School Nurse	1.00	185 \$	51,636.49 \$	- \$	- \$	51,636.49
Greene, Linda J	Para Educator Special Education	1.00	75 \$	9,675.75 \$	1,523.44 \$	- \$	11,199.19
Greenia, Merri	Math Interventionist	0.60	85 \$	17,275.77 \$	- \$	1,675.00 \$	18,950.77
Guyette, Nancy B	LT Sub - Para Educator Special Education	1.00	96 \$	12,096.00 \$	- \$	625.00 \$	12,721.00
Hall, Della A	Para Educator Special Education	1.00	192 \$	28,324.09 \$	- \$	- \$	28,324.09
Hall, Jamie A	Para Educator Special Education	1.00	192 \$	26,352.94 \$	945.00 \$	6,315.29 \$	33,613.23
Hanson, Anne TM	Early Childhood Special Educator	0.40	185 \$	23,652.00 \$	1,098.00 \$	367.85 \$	25,117.85
Hanson, Anne TM	Early Childhood Teacher	0.60	185 \$	35,477.40 \$	1,647.00 \$	551.77 \$	37,676.17
Harris, Loreah	REACH Summer Camp Manager	0.75	6 \$	184.00 \$	- \$	2,449.50 \$	2,633.50
Harris, Loreah	REACH Site Coordinator	0.50	11 \$	2,392.00 \$	- \$	- \$	2,392.00
Hewitt, Colleen A	Para Educator Special Education	0.46	123 \$	12,785.52 \$	6,321.60 \$	- \$	19,107.12
Hill-Sartwell, Judith	Para Educator Special Education	1.00	192 \$	26,933.76 \$	727.20 \$	- \$	27,660.96
Hines, Jamie C	REACH Program Director	1.00	26 \$	5,578.54 \$	- \$	- \$	5,578.54
Holbrook, Diane M	Para Educator Special Education	1.00	192 \$	26,272.09 \$	- \$	320.00 \$	26,592.09
Houston, Anne R	Grants Manager	1.00	261 \$	65,000.00 \$	- \$	1,105.55 \$	66,105.55
Houston, Joseph W	Facility Director	1.00	261 \$	82,500.00 \$	- \$	700.00 \$	83,200.00
Hussey, Valerie J	Food Service Director	1.00	261 \$	70,000.00 \$	1,350.00 \$	- \$	71,350.00
Ingerson, Victoria J	Food Service Assistant	1.00	192 \$	23,121.11 \$	- \$	1,775.20 \$	24,896.31
Ingpen, Elsa M	Nurse Leader	1.00	195 \$	77,250.00 \$	- \$	200.00 \$	77,450.00
Jacobs, Thomasina A	Para Educator Special Education	1.00	192 \$	27,134.17 \$	5,692.50 \$	3,852.80 \$	36,679.47

Johnson, Maria	Para Educator Special Education	1.00	192	\$	25,267.20	\$	-	\$	7,834.40	\$	33,101.60
Jourdan, David A	Head Chef Food Service	1.00	197	\$	32,800.81	\$	-	\$	5,887.87	\$	38,688.68
Kirk, Valerie M	Special Education Teacher	1.00	52	\$	12,876.86	\$	-	\$	-	\$	12,876.86
Kordet, John M	Para Educator Special Education	1.00	192	\$	23,892.39	\$	-	\$	1,086.80	\$	24,979.19
Krebs, Alyssa	Literacy Interventionist	1.00	185	\$	69,135.00	\$	-	\$	-	\$	69,135.00
LaCroix, Sarah E	Assistant Director of Finance	1.00	125	\$	29,992.30	\$	1,359.38	\$	284.35	\$	31,636.03
Lamberton, Jessica	Early Childhood Teacher	0.60	185	\$	36,084.00	\$	27.00	\$	-	\$	36,111.00
Lamberton, Jessica	Act 166 Coordinator	0.40	185	\$	24,056.00	\$	18.00	\$	-	\$	24,074.00
Lamos, Stephanie M	Para Educator Special Education	1.00	192	\$	25,537.54	\$	-	\$	5,352.80	\$	30,890.34
Langmaid, Melissa M	Food Service Assistant	1.00	192	\$	24,729.60	\$	-	\$	1,831.20	\$	26,560.80
Languerand, Christine M	MTSS Coach	1.00	185	\$	63,677.00	\$	-	\$	800.00	\$	64,477.00
Leavitt, Kerry M	Speech Language Pathologist	1.00	185	\$	63,677.00	\$	337.50	\$	9,753.60	\$	73,768.10
Levangie, Lisa E	Literacy Interventionist	1.00	185	\$	73,987.00	\$	-	\$	490.00	\$	74,477.00
Lew-Raskin, Solomon B	Para Educator Dare To Be Me	0.26	98	\$	10,510.85	\$	-	\$	771.32	\$	11,282.17
Locke, Kelly O	MTSS Coach	1.00	185	\$	73,987.00	\$	-	\$	2,371.38	\$	76,358.38
Locke, Tracie L	Purchasing & Admin Assistant	1.00	155	\$	31,173.60	\$	-	\$	-	\$	31,173.60
Lowell, Jayme A	Food Service Assistant	1.00	192	\$	23,198.50	\$	-	\$	1,736.50	\$	24,935.00
Martin, Christine	Para Educator Special Education	1.00	192	\$	27,186.00	\$	-	\$	-	\$	27,186.00
Martin, Daniel	Para Educator Special Education	1.00	178	\$	24,026.40	\$	-	\$	5,286.20	\$	29,312.60
Martin, David J	Director of Technology and Communications	1.00	261	\$	95,491.61	\$	585.00	\$	2,583.30	\$	98,659.91
Martin, Lisa K	Behavior Specialist	1.00	144	\$	25,420.92	\$	1,170.00	\$	1,500.00	\$	28,090.92
Martin, Lisa K	Para Educator Special Education	1.00	48	\$	6,656.78	\$	-	\$	110.40	\$	6,767.18
Martin, Therese M	Human Resources Manager	1.00	261	\$	66,836.70	\$	1,350.00	\$	-	\$	68,186.70
Martin-Baker, Deirdre	Special Education Teacher	1.00	185	\$	42,047.00	\$	1,732.50	\$	630.00	\$	44,409.50
Masse', Amy L	Director of Curriculum, Instruction & Assess	1.00	261	\$	94,000.00	\$	720.00	\$	700.00	\$	95,420.00
Masse', Heather M	Payroll Specialist	1.00	261	\$	52,514.55	\$	-	\$	-	\$	52,514.55
McAllister, Ruth E.	Food Service Manager	1.00	197	\$	35,000.00	\$	-	\$	1,104.95	\$	36,104.95
McCurdy, Michael D.	Special Education Teacher	0.60	185	\$	39,359.00	\$	-	\$	941.05	\$	40,300.05
McCurdy, Michael D.	Teacher Social/Emotional Learning	0.40	185	\$	26,239.20	\$	-	\$	627.36	\$	26,866.56
McIntosh, Brice N	Tech Level III	1.00	261	\$	59,204.40	\$	1,350.00	\$	700.00	\$	61,254.40
Meservey, Annette M	Para Educator Special Education	1.00	192	\$	25,848.64	\$	1,170.00	\$	4,944.91	\$	31,963.55
Miller, Tonya	Para Educator Special Education	1.00	192	\$	24,303.32	\$	-	\$	166.88	\$	24,470.20
Moodie, Christy	Admin Assistant: Health Services	1.00	19	\$	2,354.10	\$	1,125.00	\$	-	\$	3,479.10
Munson, Amanda R	Para Educator Special Education	1.00	170	\$	19,284.01	\$	990.00	\$	3,620.00	\$	23,894.01
Naipaul, Camille N	Para Educator Special Education	1.00	67	\$	6,047.58	\$	-	\$	1,063.86	\$	7,111.44
Norheim, Carter J	Assistant IT Manager	1.00	261	\$	68,395.41	\$	630.00	\$	700.00	\$	69,725.41
Nunery, Ashley L	Para Educator Special Education	1.00	192	\$	26,943.78	\$	-	\$	5,633.36	\$	32,577.14
O'Neill, Beverly A	Para Educator Special Education	1.00	192	\$	27,614.81	\$	-	\$	9,111.55	\$	36,726.36

Oliver, Jody L	Business Manager	1.00	100	\$	33,525.00	\$	-	\$	-	\$	33,525.00
Olsen, Jennifer L	Nurse	1.00	185	\$	62,060.00	\$	-	\$	-	\$	62,060.00
Osgood, Cynthia L	Special Education Teacher	1.00	185	\$	64,284.00	\$	1,057.50	\$	12,234.72	\$	77,576.22
Page-Bjerke, Holly M	Para Educator Special Education	1.00	192	\$	26,963.82	\$	742.50	\$	22.40	\$	27,728.72
Peck, Alicia D	Para Educator Special Education	1.00	154	\$	18,110.40	\$	-	\$	4,225.60	\$	22,336.00
Prentiss, Sarah E	Physical Therapist	0.70	185	\$	47,756.10	\$	-	\$	3,537.54	\$	51,293.64
Princ, Lisa	Para Educator Special Education	1.00	100	\$	11,270.00	\$	46.88	\$	696.44	\$	12,013.32
Putvain, Kelly A	Para Educator Special Education	1.00	192	\$	25,653.06	\$	787.50	\$	1,176.80	\$	27,617.36
Putvain, Mabel A	Para Educator Special Education	1.00	192	\$	23,125.40	\$	-	\$	5,317.33	\$	28,442.73
Ramsay, Charlene D	Para Educator Special Education	1.00	192	\$	23,100.49	\$	-	\$	1,576.80	\$	24,677.29
Rich, Nikita J	Substitute - Hazen - Food Service	0.00	165	\$	187.50	\$	-	\$	2,850.00	\$	3,037.50
Richardson, Melanie J	Speech Language Pathologist Assistant	1.00	192	\$	38,715.82	\$	-	\$	-	\$	38,715.82
Ross, Chelsea E	Special Education Teacher	1.00	185	\$	60,746.00	\$	-	\$	-	\$	60,746.00
Shatney, Christine E	Food Service Assistant	1.00	192	\$	26,140.80	\$	1,282.50	\$	184.78	\$	27,608.08
Shore, Jacob	Substitute - Craftsbury Secondary	0.00	165	\$	250.00	\$	-	\$	-	\$	250.00
Sibley, Ethan M	Para Educator Special Education	1.00	105	\$	11,764.01	\$	-	\$	32.00	\$	11,796.01
Smith, Ashley L	LT Sub - Para Educator Special Education	1.00	67	\$	7,556.01	\$	-	\$	1,945.60	\$	9,501.61
Smith, Danielle M	Work Based Learning Coordinator	1.00	185	\$	42,047.00	\$	-	\$	881.84	\$	42,928.84
Smith, Heaven L	Para Educator Special Education	1.00	192	\$	23,953.62	\$	-	\$	4,248.80	\$	28,202.42
Smith, Jodi JS	Substitute - Craftsbury - Food Service	0.00	165	\$	2,562.50	\$	-	\$	400.00	\$	2,962.50
Smith, Margaretann H	Literacy Interventionist	1.00	185	\$	41,509.42	\$	-	\$	655.62	\$	42,165.04
Smith, Tammi S	Para Educator Special Education	1.00	192	\$	25,719.84	\$	652.50	\$	2,598.40	\$	28,970.74
Smith, Valerie L	Para Educator Special Education	1.00	192	\$	27,645.41	\$	1,170.00	\$	168.00	\$	28,983.41
Steenkamp, Susanna M	MTSS Coordinator	1.00	225	\$	82,400.00	\$	1,350.00	\$	1,700.00	\$	85,450.00
Stewart, Cassandra L	LT Sub - Para Educator Special Education	1.00	45	\$	5,374.07	\$	315.00	\$	250.00	\$	5,939.07
Stinson, Lisa Anne	Communication Specialist	1.00	261	\$	50,000.00	\$	-	\$	-	\$	50,000.00
Valcour, Francinne D	Special Education Teacher	0.90	185	\$	66,588.30	\$	-	\$	747.05	\$	67,335.35
Walker, Shannon	Food Service Assistant / Transport	0.75	192	\$	21,233.60	\$	-	\$	1,432.10	\$	22,665.70
Ward, Jennifer L	Literacy Interventionist	1.00	185	\$	40,430.00	\$	3,037.50	\$	905.62	\$	44,373.12
Webster, Wanda J	Admin Asst - Team Transformation	0.50	261	\$	21,200.55	\$	67.50	\$	-	\$	21,268.05
Webster, Wanda J	Medicaid Clerk	0.50	261	\$	21,150.90	\$	67.50	\$	-	\$	21,218.40
Wells, Deborah W	Food Service Assistant	0.50	172	\$	10,005.24	\$	-	\$	562.50	\$	10,567.74
Williams, Amy J	Special Education Teacher	1.00	185	\$	52,357.00	\$	135.00	\$	283.01	\$	52,775.01
Williams, Caroline	Academic Interventionist	0.90	185	\$	54,126.00	\$	-	\$	1,950.00	\$	56,076.00
Willkomm, Edward J	SIS (Student Information Systems) Analyst	1.00	195	\$	51,915.71	\$	-	\$	-	\$	51,915.71
Wright, Fay H	Food Service Manager	1.00	197	\$	30,095.61	\$	-	\$	171.90	\$	30,267.51
Wright, Heather D	Special Education Teacher	1.00	185	\$	70,449.00	\$	450.00	\$	6,139.60	\$	77,038.60
				\$	5,290,756.40	\$	72,129.50	\$	257,420.42	\$	5,620,306.32